

Linux on Z and LinuxONE

*Secure Key Solution with the Common
Cryptographic Architecture Application
Programmer's Guide
Version 7.1*



Note

Before using this document, be sure to read the information in [“Notices” on page 1385](#).

This edition applies to the Common Cryptographic Architecture (CCA) API, Release 7.1 for Linux® on IBM Z®, and to all subsequent releases and modifications until otherwise indicated in new editions.

© **Copyright International Business Machines Corporation 2007, 2020.**

US Government Users Restricted Rights – Use, duplication or disclosure restricted by GSA ADP Schedule Contract with IBM Corp.

Contents

Figures.....	xi
Tables.....	xv
About this document.....	xxx
Revision history.....	xxx
Who should use this document.....	xxxv
Distribution-specific information.....	xxxv
Terminology.....	xxxv
Hardware requirements.....	xxxvi
How to use this document.....	xxxvii
Where to find more information.....	xxxix
Part 1. IBM CCA programming.....	1
Chapter 1. Introduction to programming for the IBM Common Cryptographic Architecture.....	3
Available Common Cryptographic Architecture (CCA) verbs.....	3
Common Cryptographic Architecture functional overview.....	3
CPACF support.....	12
Security API programming fundamentals.....	16
How to compile and link CCA application programs.....	20
Chapter 2. Running CCA verbs in PCI-HSM 2016 compliance mode	25
PCI-HSM 2016 compliance mode.....	25
Compliance warning events	27
Chapter 3. Using AES, DES, and HMAC cryptography and verbs	31
Functions of the AES, DES, and HMAC cryptographic keys.....	31
Verbs for managing AES and DES key storage files.....	67
Verbs for managing the PKA key storage file and PKA keys in the cryptographic engine.....	67
EC Diffie-Hellman key agreement models.....	68
Improved remote key distribution.....	68
Verbs supporting Secure Sockets Layer (SSL).....	70
Managing data integrity and message authentication.....	70
Processing personal identification numbers.....	71
Secure messaging.....	72
Trusted Key Entry support.....	72
Typical sequences of CCA verbs.....	72
Using the CCA node and master key management verbs.....	73
Summary of the CCA nodes and resource control verbs.....	74
Summary of the AES, DES, and HMAC verbs.....	76
Chapter 4. Introducing PKA cryptography and using PKA verbs.....	87
PKA key algorithms.....	87
PKA master keys.....	88
PKA verbs.....	88
Verbs supporting digital signatures.....	89
PKA key management.....	89
Key identifier for PKA key token.....	90

X.509 certificates.....	92
Summary of the PKA verbs.....	92
Chapter 5. TR-31 symmetric key management.....	95
Chapter 6. Understanding and managing master keys.....	99
Symmetric and asymmetric master keys.....	99
Establishing master keys.....	99
Part 2. CCA verbs.....	101
Chapter 7. Using the CCA nodes and resource control verbs.....	103
Access Control Maintenance (CSUAACM).....	103
Access Control Tracking (CSUAACT).....	106
Cryptographic Facility Query (CSUACFQ).....	114
Cryptographic Facility Version (CSUACFV).....	176
Cryptographic Resource Allocate (CSUACRA).....	177
Cryptographic Resource Deallocate (CSUACRD).....	181
Key Storage Initialization (CSNBKSI).....	183
Log Query (CSUALGQ).....	186
Master Key Process (CSNBMKP).....	192
Random Number Tests (CSUARNT).....	196
Chapter 8. Managing AES, DES, and HMAC cryptographic keys.....	199
Clear Key Import (CSNBCKI).....	200
Control Vector Generate (CSNBCVG).....	201
Control Vector Translate (CSNBCVT).....	207
Cryptographic Variable Encipher (CSNBCVE).....	210
Data Key Export (CSNBDKX).....	212
Data Key Import (CSNBDKM).....	213
Diversified Key Generate (CSNBDKG).....	215
Diversified Key Generate2 (CSNBDKG2).....	222
Diversify Directed Key (CSNBDDK).....	228
EC Diffie-Hellman (CSNDEDH).....	232
Key Export (CSNBKEX).....	246
Key Generate (CSNBKGN).....	248
Key Generate2 (CSNBKGN2).....	258
Key Import (CSNBKIM).....	272
Key Part Import (CSNBKPI).....	275
Key Part Import2 (CSNBKPI2).....	279
Key Test (CSNBKYT).....	283
Key Test2 (CSNBKYT2).....	287
Key Test Extended (CSNBKYTX).....	293
Key Token Build (CSNBKTB).....	297
Key Token Build2 (CSNBKTB2).....	303
Key Token Change (CSNBKTC).....	345
Key Token Change2 (CSNBKTC2).....	348
Key Token Parse (CSNBKTP).....	350
Key Token Parse2 (CSNBKTP2).....	354
Key Translate (CSNBKTR).....	364
Key Translate2 (CSNBKTR2).....	366
Multiple Clear Key Import (CSNBCKM).....	372
PKA Decrypt (CSNDPKD).....	374
PKA Encrypt (CSNDPKE).....	378
Prohibit Export (CSNBPEX).....	381
Prohibit Export Extended (CSNBPEXX).....	383
Restrict Key Attribute (CSNBRKA).....	384

Random Number Generate (CSNBRNG).....	388
Random Number Generate Long (CSNBRNGL).....	389
Remote Key Export (CSNDRKX).....	392
Symmetric Key Export (CSNDSYX).....	404
Symmetric Key Export with Data (CSNDSXD).....	409
Symmetric Key Generate (CSNDSYG).....	413
Symmetric Key Import (CSNDSYI).....	418
Symmetric Key Import2 (CSNDSYI2).....	422
Trusted Block Create (CSNDTBC).....	430
Unique Key Derive (CSNBUKD).....	434
Chapter 9. Protecting data.....	445
Modes of operation.....	445
Decipher (CSNBDEC).....	447
Encipher (CSNBENC).....	451
Symmetric Algorithm Decipher (CSNBSAD).....	455
Symmetric Algorithm Encipher (CSNBSAE).....	462
Cipher Text Translate2 (CSNBCTT2).....	469
Chapter 10. Verifying data integrity and authenticating messages.....	481
How MACs are used.....	481
How hashing functions and MDCs are used.....	482
HMAC Generate (CSNBHMG).....	483
HMAC Verify (CSNBHMV).....	486
MAC Generate (CSNBMGN).....	489
MAC Generate2 (CSNBMGN2).....	493
MAC Verify (CSNBMVR).....	497
MAC Verify2 (CSNBMVR2).....	501
MDC Generate (CSNBMDG).....	504
One-Way Hash (CSNBOWH).....	508
Chapter 11. Key storage mechanisms.....	511
Key labels and key-storage management.....	511
Key storage with Linux on Z, in contrast to z/OS	513
AES Key Record Create (CSNBAKRC).....	516
AES Key Record Delete (CSNBAKRD).....	518
AES Key Record List (CSNBAKRL).....	520
AES Key Record Read (CSNBAKRR).....	523
AES Key Record Write (CSNBAKRW).....	524
DES Key Record Create (CSNBKRC).....	527
DES Key Record Delete (CSNBKRD).....	528
DES Key Record List (CSNBKRL).....	530
DES Key Record Read (CSNBKRR).....	532
DES Key Record Write (CSNBKRW).....	533
PKA Key Record Create (CSNDKRC).....	534
PKA Key Record Delete (CSNDKRD).....	536
PKA Key Record List (CSNDKRL).....	538
PKA Key Record Read (CSNDKRR).....	540
PKA Key Record Write (CSNDKRW).....	542
Retained Key Delete (CSNDRKD).....	544
Retained Key List (CSNDRKL).....	546
Chapter 12. Financial services.....	549
How personal identification numbers (PINs) are used.....	549
How Visa card verification values are used.....	549
Translating data and PINs in networks.....	550
Working with Europay-Mastercard-Visa Smart cards.....	550
PIN verbs.....	551

ANSI X9.8 PIN restrictions.....	553
The PIN profile.....	554
Visa Format Preserving Encryption.....	559
Authentication Parameter Generate (CSNBAPG).....	566
Clear PIN Encrypt (CSNBCPE).....	569
Clear PIN Generate (CSNBPGN).....	573
Clear PIN Generate Alternate (CSNBCPA).....	576
CVV Generate (CSNBCSG).....	581
CVV Key Combine (CSNBCKC).....	584
CVV Verify (CSNBCSV).....	588
Encrypted PIN Generate (CSNBEPG).....	592
Encrypted PIN Translate (CSNBPTR).....	596
Encrypted PIN Translate2 (CSNBPTR2).....	602
Encrypted PIN Translate Enhanced (CSNBPTRE).....	620
Encrypted PIN Verify (CSNBPVR).....	629
FPE Decipher (CSNBFPEd).....	634
FPE Encipher (CSNBFPEE).....	641
FPE Translate (CSNBFPET).....	649
PIN Change/Unblock (CSNBPCU).....	657
Recover PIN from Offset (CSNBPFO).....	665
Secure Messaging for Keys (CSNBSKY).....	668
Secure Messaging for PINs (CSNBSPN).....	672
Transaction Validation (CSNBTRV).....	676
Chapter 13. Financial services for DK PIN methods.....	681
Weak PIN table.....	681
DK PIN methods.....	681
DK Deterministic PIN Generate (CSNBDDPG).....	682
DK Migrate PIN (CSNBDMP).....	688
DK PAN Modify in Transaction (CSNBDPMT).....	694
DK PAN Translate (CSNBDPT).....	701
DK PIN Change (CSNBDPC).....	708
DK PIN Verify (CSNBDPV).....	721
DK PRW Card Number Update (CSNBDPNU).....	725
DK PRW Card Number Update2 (CSNBDCU2).....	731
DK PRW CMAC Generate (CSNBDCG).....	739
DK Random PIN Generate (CSNBDRPG).....	742
DK Random PIN Generate2 (CSNBDRG2).....	748
DK Regenerate PRW (CSNBDRP).....	755
Chapter 14. TR-34 symmetric key management.....	763
TR-34 protocol.....	763
User flows.....	763
TR-34 Bind-Begin (CSNDT34B).....	776
TR-34 Bind-Complete (CSNDT34C).....	782
TR-34 Key Distribution (CSNDT34D).....	787
TR-34 Key Receive (CSNDT34R).....	797
Chapter 15. TR-31 symmetric key management.....	807
Key Export to TR31 (CSNBT31X).....	807
TR31 Key Import (CSNBT31I).....	843
TR31 Key Token Parse (CSNBT31P).....	875
TR31 Optional Data Build (CSNBT31O).....	879
TR31 Optional Data Read (CSNBT31R).....	882
Chapter 16. Using digital signatures.....	887
Digital Signature Generate (CSNDDSG).....	887
Digital Signature Verify (CSNDDSV).....	892

Chapter 17. Managing PKA cryptographic keys.....	901
PKA Key Generate (CSNDPKG).....	901
PKA Key Import (CSNDPKI).....	908
PKA Key Token Build (CSNDPKB).....	911
PKA Key Token Change (CSNDKTC).....	928
PKA Key Translate (CSNDPKT).....	931
PKA Public Key Extract (CSNDPKX).....	939
Trusted Block Create (CSNDTBC).....	941
Public Infrastructure Certificate (CSNDPIC).....	945
Public Infrastructure Manage (CSNDPIM).....	952
Chapter 18. Utility verbs.....	963
Code Conversion (CSNBXEA).....	963

Part 3. Reference information..... 969

Chapter 19. Return codes and reason codes.....	971
Return codes.....	971
Reason codes.....	971
Chapter 20. Key token formats.....	997
Master-key verification pattern.....	997
Token validation value and record-validation value.....	997
Null key tokens.....	998
Fixed-length symmetric key tokens.....	998
Variable-length symmetric key tokens.....	1005
PKA key tokens.....	1102
RSA public key token.....	1112
RSA private key token	1113
ECC key token.....	1139
QSA key token.....	1148
HMAC key token.....	1153
AESKW key format for external keys.....	1154
TR-31 key block header and optional block data	1157
Trusted blocks.....	1170
Chapter 21. Key forms and types used in the Key Generate verb.....	1187
Generating an operational key.....	1187
Generating an importable key.....	1187
Generating an exportable key.....	1187
Examples of single-length keys in one form only.....	1187
Examples of OPIM single-length, double-length, and triple-length keys in two forms.....	1188
Examples of OPEX single-length, double-length, and triple-length keys in two forms.....	1188
Examples of IMEX single-length and double-length keys in two forms.....	1188
Examples of EXEX single-length and double-length keys in two forms.....	1189
Chapter 22. Control vectors and changing control vectors with the Control Vector Translate verb...1191	
Control vector table.....	1191
Changing control vectors with the Control Vector Translate verb.....	1205
Chapter 23. Key type vectors.....	1211
Chapter 24. PIN formats and algorithms.....	1219
PIN notation.....	1219
PIN block formats.....	1220
PIN extraction rules.....	1223

IBM PIN algorithms.....	1224
VISA PIN algorithms.....	1230
Chapter 25. Cryptographic algorithms and processes.....	1233
Cryptographic key-verification techniques.....	1233
Modification Detection Code calculation.....	1236
Ciphering methods.....	1238
MAC calculation methods.....	1246
RSA key-pair generation.....	1247
Multiple decipherment and encipherment.....	1248
PKA92 key format and encryption process.....	1254
Formatting hashes and keys in public-key cryptography.....	1255
Chapter 26. Access control points and verbs.....	1259
Chapter 27. Access control data structures.....	1299
Role structures.....	1299
Examples of the access control data structures.....	1304
Chapter 28. Using verbs and applications in PCI-HSM 2016 compliance mode.....	1307
Generating PCI-HSM 2016 compliant keys.....	1307
Impact of the PCI-HSM 2016 compliance mode on the callable verbs.....	1307
Restrictions on creation and use of PCI-HSM 2016 compliant key tokens.....	1311
Restrictions on PIN block translation operations for compliant-tagged key tokens.....	1313
Generating warning events	1314
Migrating applications to PCI-HSM 2016 compliance mode.....	1317
Chapter 29. Sample verb call routines.....	1321
Sample program in C.....	1321
Sample program in Java.....	1324
Chapter 30. Initial system set-up tips.....	1329
Installing and loading the cryptographic device driver.....	1329
Unloading the cryptographic device driver.....	1330
Confirming your cryptographic devices.....	1330
Checking the adapter settings.....	1331
Performance tuning.....	1331
Running secure key under a z/VM guest.....	1331
Chapter 31. CCA installation instructions.....	1333
Before you begin.....	1333
Ubuntu installation considerations.....	1333
Default installation directory.....	1334
Download and install the RPM or DEB file.....	1334
Uninstall the RPM or DEB.....	1341
Chapter 32. Coexistence of CEX7C and previous CEX*C features.....	1343
Concurrent installations.....	1343
CEX7C information.....	1343
Chapter 33. Utilities.....	1345
CCA Master Key administration: choosing the right method or tool.....	1345
The panel.exe utility.....	1347
Chapter 34. Security API command and sub-command codes.....	1361
Chapter 35. openCryptoki support.....	1365
Configuring openCryptoki for CCA support.....	1365

Using the CCA token.....	1369
Migrating openCryptoki version 2 tokens to version 3.....	1372
Migrating to a new CCA master key.....	1374
Tracing in openCryptoki.....	1375
Chapter 36. List of abbreviations.....	1377
Appendix A. Accessibility.....	1383
Notices.....	1385
Programming interface information.....	1385
Trademarks.....	1385
Glossary.....	1387
Index.....	1399

Figures

- 1. CCA security API, access layer, and cryptographic engine..... 4
- 2. CPACF..... 14
- 3. Operational modes of the IBM HSM..... 26
- 4. CSNBCVG, CSNBKTB, and CSNBKTP keyword combinations for DES CIPHER keys..... 46
- 5. CSNBCVG, CSNBKTB, and CSNBKTP keyword combinations for DES DECIPHER and ENCIPHER keys.. 47
- 6. CSNBCVG, CSNBKTB, and CSNBKTP keyword combinations for DES CIPHERXI, CIPHERXL, and CIPHERXO keys..... 48
- 7. CSNBCVG, CSNBKTB, and CSNBKTP keyword combinations for DES DATA keys.....49
- 8. CSNBCVG, CSNBKTB, and CSNBKTP keyword combinations for DES DATAC, DATAM, and DATAMV keys..... 50
- 9. CSNBCVG, CSNBKTB, and CSNBKTP keyword combinations for DES MAC and MACVER keys..... 51
- 10. CSNBCVG, CSNBKTB, and CSNBKTP keyword combinations for DES SECMSG keys..... 52
- 11. CSNBCVG, CSNBKTB, and CSNBKTP keyword combinations for DES IPINENC keys..... 53
- 12. CSNBCVG, CSNBKTB, and CSNBKTP keyword combinations for DES OPINENC keys..... 54
- 13. CSNBCVG, CSNBKTB, and CSNBKTP keyword combinations for DES PINGEN keys..... 55
- 14. CSNBCVG, CSNBKTB, and CSNBKTP keyword combinations for DES PINVER keys..... 57
- 15. CSNBCVG, CSNBKTB, and CSNBKTP keyword combinations for DES EXPORTER keys..... 58
- 16. CSNBCVG, CSNBKTB, and CSNBKTP keyword combinations for DES IMPORTER keys..... 59
- 17. CSNBCVG, CSNBKTB, and CSNBKTP keyword combinations for DES IKEYXLAT and OKEYXLAT keys..... 60
- 18. CSNBCVG, CSNBKTB, and CSNBKTP keyword combinations for DES DKYGENKY keys..... 61
- 19. CSNBCVG, CSNBKTB, and CSNBKTP keyword combinations for DES KEYGENKY keys..... 62
- 20. CSNBCVG, CSNBKTB, and CSNBKTP keyword combinations for DES CVARDEC, CVARENC, CVARPINE, CVARXCVL, and CVARXCVR keys..... 63
- 21. PKA key management..... 89

22. CSNBKTB2 and CSNBKTP2 keyword combinations for AES CIPHER keys.....	309
23. CSNBKTB2 and CSNBKTP2 keyword combinations for AES DKYGENKY keys.....	312
24. CSNBKTB2 and CSNBKTP2 keyword combinations for AES EXPORTER keys.....	316
25. CSNBKTB2 and CSNBKTP2 keyword combinations for AES IMPORTER keys.....	320
26. Key Token Build2 keyword combinations for AES MAC keys.....	324
27. CSNBKTB2 and CSNBKTP2 keyword combinations for HMAC MAC keys.....	327
28. CSNBKTB2 and CSNBKTP2 keyword combinations for AES PINCALC keys.....	330
29. CSNBKTB2 and CSNBKTP2 keyword combinations for AES PINPROT keys.....	332
30. CSNBKTB2 and CSNBKTP2 keyword combinations for AES PINPRW keys.....	337
31. CSNBKTB2 and CSNBKTP2 keyword combinations for AES KDKGENKEY keys.....	339
32. CSNBKTB2 and CSNBKTP2 keyword combinations for AES SECMSG keys.....	342
33. CSNBPTR2 access control behavior for REFORMAT ISO-1 to ISO-4 requests.....	615
34. CSNBPTR2 access control behavior for REFORMAT ISO-4 to ISO-1 requests.....	616
35. Interaction of access-control point X'0158' with keyword INCL-CV.....	840
36. DES control vector header.....	1195
37. Bit map of DES control vector base and extension (Part 1 of 4).....	1196
38. Bit map of DES control vector base and extension (Part 2 of 4).....	1197
39. Bit map of DES control vector base and extension (Part 3 of 4).....	1198
40. Bit map of DES control vector base and extension (Part 4 of 4).....	1199
41. Control Vector Translate verb mask_array processing.....	1207
42. Control Vector Translate verb.....	1207
43. ISO-3 PIN-block format.....	1221
44. 3624 PIN generation algorithm.....	1225
45. GBP PIN generation algorithm.....	1226
46. PIN-Offset generation algorithm.....	1227

47. PIN verification algorithm.....	1228
48. GBP PIN verification algorithm.....	1230
49. PVV generation algorithm.....	1231
50. Triple-DES data encryption and decryption.....	1239
51. Enciphering using the ANSI X3.106 CBC method.....	1240
52. Deciphering using the CBC method.....	1240
53. Enciphering using the ANSI X9.23 method.....	1241
54. Deciphering using the ANSI X9.23 method.....	1242
55. Triple-DES CBC encryption process.....	1243
56. Triple-DES CBC decryption process.....	1244
57. EDE algorithm.....	1245
58. DED process.....	1245
59. MAC calculation method.....	1247
60. Multiple encipherment of single-length keys.....	1249
61. Multiple decipherment of single-length keys.....	1250
62. Multiple encipherment of double-length keys.....	1251
63. Multiple decipherment of double-length keys.....	1252
64. Multiple encipherment of triple-length keys.....	1253
65. Multiple decipherment of triple-length keys.....	1254
66. Access-control-point list example.....	1304
67. Role data structure example.....	1305
68. Syntax, sample routine in C.....	1321
69. Syntax, sample routine in Java.....	1325
70. ACP setting for a role.....	1356
71. Querying an adapter's compliance mode (part 1).....	1358

72. Querying an adapter's compliance mode (part 2)..... 1359

Tables

1. New verbs for CCA Releases 7.1 and 7.0 and for Releases 6.1 through 6.3.	xxxix
2. Updated verbs for CCA Releases 7.1 and 7.0 and for Releases 6.1 through 6.3.....	xxxix
3. New verbs for CCA Releases 6.0 and 5.3.....	xxxix
4. Updated verbs for CCA Releases 6.0 and 5.3.....	xxxix
5. Verbs that ignore AUTOSELECT.....	10
6. Key types.....	41
7. Key subtypes specified by the rule_array keyword.....	43
8. CSNBKCVG, CSNBKTB, and CSNBKTP keyword combinations by DES key type.....	45
9. DES control vector key-subtype and key-usage keywords.....	63
10. List of supported and unsupported triple-length TDES key types (Release 5.4 or later).....	67
11. Access control points used by ATM remote key loading.....	69
12. Summary of CCA nodes and resource control verbs.....	74
13. Summary of CCA AES, DES, and HMAC verbs.....	76
14. Summary of PKA verbs.....	92
15. TR-31 symmetric key management verbs.....	96
16. Keywords for Access Control Maintenance control information.....	104
17. Meaning of the name parameter.....	104
18. Meaning of the output_data parameter.....	105
19. Keywords for Access Control Tracking control information.....	108
20. Role tracking data header format.....	110
21. GETDATA output_data format.....	110
22. GETSTATE output_data format.....	112
23. Keywords for Cryptographic Facility Query control information.....	116

24. Cryptographic Facility Query information returned in the rule_array.....	121
25. Output data format for DOM-CONT operational key parts.....	142
26. Output data format for DOM-NUMS operational key parts.....	142
27. Output data format for DOM-USAG operational key parts.....	142
28. Output data format for the GETCOMP keyword.....	142
29. Output data format for the SIZEWPIN keyword.....	149
30. Output data format for the STATDECT keyword.....	149
31. Output data format for STATICSA operational key parts.....	150
32. Output data format for STATICSB operational key parts.....	153
33. Output data format for STATICSC operational key parts.....	156
34. Output data format for STATICSE operational key parts.....	160
35. Output data format for STATICSX operational key parts.....	162
36. Output data format for STATKPR operational key parts.....	164
37. Output data format for the STATO AHL keyword.....	165
38. Output data format for STATVKPR operational key parts.....	174
39. Output data format for the STATWPIN keyword.....	175
40. CSUACFQ weak PIN entry structure (type X'30').....	175
41. Keywords for Cryptographic Resource Allocate control information.....	178
42. Keywords for Cryptographic Resource Deallocate control information.....	181
43. Keywords for Key Storage Initialization control information.....	184
44. Keywords for Log Query control information.....	187
45. Meaning of log_number_or_level for the requested service (keyword).....	188
46. Meaning of log_data_length for the requested service (keyword).....	189
47. Required commands for the Log Query verb.....	191
48. Keywords for Master Key Process control information.....	193

49. Keywords for Random Number Tests control information.....	197
50. Keywords for Control Vector Generate control information.....	202
51. Keywords for Control Vector Translate control information.....	208
52. Keywords for Diversified Key Generate control information.....	216
53. Keyword for Diversified Key Generate2 control information.....	223
54. Generating and generated key tokens.....	226
55. Keywords for Diversify Directed Key.....	229
56. CSNDEDH skeleton key-tokens.....	233
57. CSNDEDH concatenation string format for DERIV01.....	234
58. DERIV01 supplied public information.....	235
59. CSNDEDH concatenation string format for DERIV02.....	236
60. Keywords for EC Diffie-Hellman control information.....	237
61. Valid key bit lengths and minimum curve size.....	243
62. Keywords for the Key Generate verb key_form parameter.....	250
63. Key length values for the Key Generate verb.....	251
64. Key Generate - key lengths for each key type.....	252
65. Keywords for Key Generate, valid key types and key forms for a single key.....	256
66. Keywords for Key Generate, valid key types and key forms for a key pair.....	256
67. Keywords for Key Generate2 control information.....	260
68. Keywords and associated algorithms for key_type_1/2 parameter.....	262
69. ACPs supporting DK keys for the Key Generate2 verb.....	266
70. Key Generate2 key_type and key_form keywords for one AES or HMAC key.....	267
71. Key Generate2 key_type and key_form keywords for a pair of AES or HMAC keys.....	268
72. AES KEK strength required for generating an HMAC key under an AES KEK.....	270
73. CSNBKGN2 access control requirements for DK enabled keys.....	270

74. Keywords for Key Part Import control information.....	276
75. Keywords for Key Part Import2 control information.....	280
76. Key Test parameter changes.....	283
77. Key Test GENERATE outputs and VERIFY inputs.....	283
78. Keywords for Key Test control information.....	285
79. Keywords for Key Test2 control information.....	288
80. Length of the verification pattern for each algorithm supported.....	291
81. Required commands for CSNBKYT2.....	292
82. Keywords for Key Test Extended control information.....	295
83. Keywords for Key Token Build control information.....	299
84. Keywords for Key Token Build2.....	304
85. Related key usage fields when Key Token Build2 builds a DKYGENKY key-token.....	308
86. Key Token Build2 rule array keywords for AES CIPHER keys.....	309
87. Key Token Build2 rule array keywords for AES DKYGENKY keys.....	313
88. Key Token Build2 rule array keywords for AES EXPORTER keys.....	317
89. Key Token Build2 rule array keywords for AES IMPORTER keys.....	321
90. CSNBKTB2 and CSNBKTP2 rule array keywords for AES MAC keys.....	325
91. Key Token Build2 rule array keywords for HMAC MAC keys.....	328
92. Key Token Build2 rule array keywords for AES PINCALC keys.....	330
93. Valid KUF2 LOB keyword combinations for NOFLDFMT.....	333
94. Key Token Build2 rule array keywords for AES PINPROT keys.....	333
95. Key Token Build2 PINPRW related key words.....	337
96. CSNBKTB2 and CSNBKTP2 rule array keywords for AES KDKGENKEY keys.....	340
97. Key Token Build2 SECMSG related key words.....	342
98. Keywords for Key Token Change control information.....	346

99. Keywords for Key Token Change2 control information.....	349
100. Keywords for Key Token Parse control information.....	352
101. Keywords for Key Token Parse2.....	356
102. Disallow translation to a weaker key.....	366
103. Keywords for Key Translate2 control information.....	368
104. Disallow translation to a weaker key.....	371
105. Keywords for Multiple Clear Key Import control information.....	372
106. Keywords for PKA Decrypt control information.....	375
107. Keywords for PKA Encrypt control information.....	379
108. Keywords for Restrict Key Attribute control information.....	385
109. Keywords for Random Number Generate form parameter.....	388
110. Keywords for Random Number Generate Long control information.....	390
111. Keywords for Remote Key Export control information.....	394
112. Keywords for Remote Key Export certificate_parms parameter.....	396
113. Keywords for Symmetric Key Export control information.....	405
114. AES EXPORTER strength required for exporting an HMAC key under an AES EXPORTER.....	408
115. Minimum RSA modulus strength required to contain a PKOAE2 block when exporting an AES key.....	409
116. Minimum RSA modulus length to adequately protect an AES key.....	409
117. Keywords for Symmetric Key Export with Data control information.....	410
118. Required commands for the Symmetric Key Export with Data verb.....	412
119. Keywords for Symmetric Key Generate control information.....	414
120. Keywords for Symmetric Key Import control information.....	419
121. Symmetric Key Import2 key-wrapping method of target key when system default is ECB (Legacy)	424
122. Symmetric Key Import2 key-wrapping method of target key when system default is CBC (Enhanced).....	425
123. Keywords for Symmetric Key Import2 control information.....	426

124. PKCS#1 OAEP encoded message layout (PKOAEP2).....	429
125. Keywords for Trusted Block Create control information.....	432
126. Keywords for Unique Key Derive control information.....	435
127. Valid Control Vectors for Derived Keys.....	440
128. Required commands for the Symmetric Key Export with Data verb.....	441
129. DUKPT key variants for derived keys.....	442
130. Keywords for Decipher control information.....	449
131. Keywords for Encipher control information.....	453
132. Keywords for Symmetric Algorithm Decipher control information.....	458
133. Keywords for Symmetric Algorithm Encipher control information.....	464
134. Keywords for Cipher Text Translate2 control information.....	471
135. Restrictions for cipher_text_in_length and cipher_text_out_length.....	476
136. Cipher Text Translate2 key usage.....	478
137. Keywords for HMAC Generate control information.....	483
138. Hash methods and HMAC key sizes.....	484
139. Keywords for HMAC Verify control information.....	487
140. Keywords for MAC Generate control information.....	491
141. Keywords for MAC Generate2 control information.....	494
142. CSNBMGN2 access control points	496
143. Keywords for MAC Verify control information.....	498
144. Keywords for MAC Verify2 control information.....	502
145. Required commands for CSNBMVR2.....	503
146. Keywords for MDC Generate control information.....	506
147. Keywords for One-Way Hash control information.....	508
148. Valid symbols for the name token.....	512

149. Key labels that are not valid.....	513
150. Keywords for AES Key Record Delete control information.....	519
151. Keywords for AES Key Record Write control information.....	525
152. Keywords for DES Key Record Delete control information.....	529
153. Keywords for PKA Key Record Delete control information.....	537
154. Keywords for PKA Key Record Write control information.....	543
155. ANSI X9.8 PIN - Allow only ANSI PIN blocks.....	554
156. Format of a PIN profile.....	555
157. Format values of PIN blocks.....	555
158. PIN block format and PIN extraction method keywords.....	556
159. Verbs affected when the enhanced PIN security mode is enabled.....	557
160. Format of a pad digit.....	558
161. Pad digits for PIN block formats.....	558
162. Format of the Current Key Serial Number Field.....	559
163. VFPE alphabet by field type.....	560
164. VFPE BASE-10 alphabet for PAN data and Track 2 Discretionary Data.....	561
165. VFPE Track 1 Discretionary Data and Cardholder Name alphabets.....	562
166. Base-16 alphabet.....	564
167. Keywords for Authentication Parameter Generate control information.....	566
168. Keywords for Clear PIN Encrypt control information.....	571
169. CSNBCPE PAN_data length and format.....	571
170. CSNBCPE ISO-4 PAN data structure.....	572
171. Keywords for Clear PIN Generate control information.....	574
172. Array elements for the Clear PIN Generate verb.....	575
173. Array elements for Clear PIN Generate.....	575

174. Keywords for Clear PIN Generate Alternate control information.....	578
175. Array elements for Clear PIN Generate Alternate, data_array (IBM-PINO).....	579
176. Array elements for Clear PIN Generate Alternate, data_array (VISA-PVV).....	579
177. Keywords for CVV Generate control information.....	582
178. Key-wrapping matrix for the CVV Key Combine verb.....	586
179. Required commands for the CVV Key Combine verb, mixed key types.....	588
180. Keywords for CVV Verify control information.....	589
181. Keywords for Encrypted PIN Generate control information.....	593
182. Array elements for Encrypted PIN Generate data_array parameter.....	594
183. Keywords for Encrypted PIN Generate control information.....	594
184. Keywords for Encrypted PIN Translate control information.....	598
185. Additional names for PIN formats.....	601
186. ISO 9564-1 plaintext PAN field format.....	603
187. Supported PIN-block format translations for CSNBPTR2.....	604
188. Keywords for Encrypted PIN Translate2 control information.....	606
189. Required commands for CSNBPTR2.....	613
190. CSNBPTR2 PIN-block format translations and required access control commands.....	614
191. CSNBPTR2 rules between PIN-block formats when ANSI X9.8 rules are being enforced.....	616
192. Pairings supported for VDSP.....	620
193. Keywords for Encrypted PIN Translate Enhanced control information.....	622
194. Keywords for Encrypted PIN Verify control information.....	631
195. Array elements for Encrypted PIN Verify data_array parameter.....	632
196. Array elements required by the process rule.....	632
197. Keywords for FPE Decipher control information.....	635
198. Keywords for CSNBFPEE control information.....	642

199. Keywords for FPE Translate control information.....	651
200. Keywords for PIN Change/Unblock control information.....	660
201. Keywords for Secure Messaging for Keys control information.....	669
202. Keywords for Secure Messaging for PINs control information.....	673
203. Keywords for Transaction Validation control information.....	677
204. Values for Transaction Validation validation_values parameter.....	679
205. Keywords for DK Deterministic PIN Generate control information.....	683
206. Keywords for DK Migrate PIN control information.....	690
207. Keywords for DK PAN Modify in Transaction control information.....	696
208. Keywords for DK PIN Change control information.....	710
209. Keywords for DK PIN Verify control information.....	722
210. Keywords for DK PRW Card Number Update control information.....	726
211. Keywords for DK PRW Card Number Update2 control information.....	733
212. Keywords for DK Random PIN Generate control information.....	744
213. Keywords for DK Random PIN Generate2 control information.....	750
214. Keywords for TR-34 Bind-Begin.....	778
215. Keywords for TR-34 Bind-Complete.....	783
216. Keywords for TR-34 Key Distribution.....	789
217. TR-31 key usage value for output key block.....	790
218. TR-31 mode of key use.....	791
219. TR-31 exportability	791
220. Export translation table for DES keys in TR-34 key blocks.....	791
221. Export translation table for AES keys in TR-34 key blocks.....	792
222. Valid CCA to TR-34 Export Translations and required commands.....	796
223. Keywords for TR-34 Key Receive.....	799

224. Input translation table for DES key usage.....	800
225. Input translation table for AES key usage.....	800
226. Valid TR-34 to CCA import translations and required access controls.....	804
227. Keywords for Key Export to TR31 control information.....	810
228. Keywords for Key Export to TR31 control information - Part 2.....	811
229. Export translation table for an initialization vector.....	818
230. Export translation table for a TR-31 BDK base derivation key (BDK).....	819
231. Export translation table for a TR-31 CVK card verification key (CVK).....	820
232. Export translation table for a TR-31 data encryption key (ENC).....	822
233. Export translation table for a TR-31 key encryption or wrapping, or key block protection key (KEK or KEK-WRAP).....	822
234. Export translation table for a TR-31 ISO MAC algorithm key (ISOMACn).....	824
235. Export translation table for a TR-31 HMAC algorithm key (MAC).....	827
236. Export translation table for a TR-31 PIN encryption or PIN verification key (PINENC, PINVO, PINV3624, VISAPVV).....	828
237. Commands.....	832
238. Export translation table for a TR-31 EMV/chip issuer master-key key (DKYGENKY, DATA).....	833
239. Export translation table for a TR-31 key with proprietary DK key usage.....	836
240. Valid CCA to TR-31 Export Translations and Required Access Controls.....	841
241. Import translation table for a TR-31 BDK base derivation key (usage "B0").....	851
242. Import translation table for a TR-31 CVK card verification key (usage "C0").....	852
243. Import translation table for a TR-31 data encryption key (usage "D0").....	854
244. Import translation table for a TR-31 key encryption or wrapping, or key block protection key (usages "K0", "K1").....	855
245. Import translation table for a TR-31 ISO MAC algorithm key (usages "M0", "M1", "M3").....	857
246. Import translation table for a TR-31 HMAC algorithm key (usages "M7").....	858
247. Import translation table for a TR-31 PIN encryption or PIN verification key (usages "P0", "V0", "V1", "V2").....	859

248. Commands.....	862
249. Import translation table for a TR-31 EMV/chip issuer master-key key (usages "E0", "E1", "E2", "E3", "E4", "E5").....	864
250. TR31 Key Import CV sources.....	870
251. TR31 Key Import protection methods.....	871
252. Keywords for Digital Signature Generate control information.....	888
253. Keywords for Digital Signature Verify control information.....	895
254. Keywords for PKA Key Generate control information.....	904
255. Keywords for PKA Key Import control information.....	909
256. Keywords for PKA Key Token Build control information.....	913
257. PKA Key Token Build - Key value structure length maximum values.....	916
258. PKA Key Token Build - Key value structure elements, ECC keys.....	917
259. PKA Key Token Build - Key value structure elements, RSA keys.....	921
260. QSA Private/public key pair form (QSA-PAIR) and QSA Public key form (QSA-PUBL).....	922
261. Keywords for PKA Key Token Change control information.....	929
262. Keywords for PKA Key Translate control information.....	934
263. Keywords for Trusted Block Create control information.....	943
264. Keywords for Public Infrastructure Certificate control information.....	946
265. Keywords for CSNDPIM control information.....	953
266. Supported signature algorithms for public infrastructure management (CSNDPIM).....	960
267. Keywords for the CSNBXEA utility.....	963
268. EBCDIC to ASCII conversion table.....	966
269. ASCII to EBCDIC conversion table.....	967
270. Return code values.....	971
271. Reason codes for return code 0.....	972
272. Reason codes for return code 4.....	972

273. Reason codes for return code 8.....	974
274. Reason codes for return code 12.....	993
275. Reason codes for return code 16.....	994
276. DES null key token format.....	998
277. AES Internal fixed-length key token format, version X'04'.....	999
278. AES internal fixed-length key-token flag byte.....	1000
279. DES internal key token format.....	1000
280. DES external key token format.....	1003
281. External RKX DES key-token format, version X'10'.....	1004
282. General format of a variable-length symmetric key-token, version X'05'.....	1006
283. AES CIPHER variable-length symmetric key-token, version X'05'.....	1024
284. AES MAC variable-length symmetric key-token, version X'05'.....	1034
285. HMAC MAC variable-length symmetric key-token, version X'05' (CCA 4.1.0 or later).....	1045
286. AES EXPORTER and IMPORTER variable-length symmetric key-token, version X'05'.....	1056
287. AES PINPROT, PINCALC, and PINPRW variable-length symmetric key token, version X'05'.....	1068
288. AES DESUSECV variable-length symmetric key-token, version X'05'.....	1079
289. AES DKYGENKY variable-length symmetric key-token, version X'05'.....	1084
290. AES SECMSG variable-length symmetric key-token, version X'05'.....	1095
291. Summary of PKA key token sections.....	1103
292. PKA null key token format.....	1103
293. Optional RSA private key sections.....	1104
294. RSA private-key blinding information.....	1105
295. Optional ECC private key sections.....	1106
296. PKA key token header.....	1107
297. PKA public-key certificate section (X'40').....	1108

298. ECC public-key subsection (X'22') of PKA public-key certificate section (X'40').....	1108
299. RSA public-key subsection (X'41') of PKA public-key certificate section (X'40').....	1109
300. PKA certificate-information subsection (X'42') of PKA public-key certificate section (X'40').....	1110
301. PKA user-data TLV object (X'50') of PKA certificate-information subsection (X'42').....	1110
302. PKA private-key EID TLV object (X'51') of PKA certificate-information subsection (X'42').....	1111
303. PKA serial number TLV object (X'52') of PKA certificate-information subsection (X'42').....	1111
304. PKA signature subsection (X'45') of the PKA public-key certificate section (X'40').....	1111
305. RSA Public Key Token format.....	1113
306. RSA private external key token basic record format.....	1114
307. RSA private internal key token basic record format.....	1115
308. RSA private key, 1024-bit Modulus-Exponent format section (X'02').....	1117
309. RSA private key, 1024-bit Modulus-Exponent format with OPK section (X'06').....	1119
310. RSA Private Key Token, 4096-bit Modulus-Exponent.....	1122
311. RSA private key, 4096-bit Modulus-Exponent format with AES encrypted OPK section (X'30') external and internal form.....	1124
312. RSA private key, 4096-bit Chinese Remainder Theorem format with AES encrypted OPK section (X'31').....	1128
313. RSA private key, 2048-bit Chinese Remainder Theorem format section (X'05').....	1132
314. RSA private key token, 4096-bit Chinese Remainder Theorem with OPK section (X'08').....	1135
315. RSA private internal key token, 1024-bit Modulus-Exponent format for cryptographic coprocessor feature.....	1137
316. RSA variable Modulus-Exponent token format.....	1138
317. Supported Brainpool elliptic curves by size, name, and object identifier.....	1140
318. Supported Prime elliptic curves by size, name, and object identifier.....	1140
319. Supported Edwards elliptic curves.....	1140
320. ECC private key section (X'20')	1140
321. ECC section hash TLV object (X'60') of Version 1 ECC private-key section (X'20').....	1145

322. ECC public key section (X'21')	1146
323. ECC key-derivation information section (X'23')	1147
324. Supported CRYSTALS-Dilithium strengths	1148
325. QSA Private Key section with OPK (X'50')	1148
326. QSA Public Key section (X'51')	1152
327. HMAC symmetric null key token format	1153
328. AESKW key format structure	1154
329. Format and CCA supported values of the required header for a TR-31 key block	1158
330. IBM optional block data in a TR-31 key block	1169
331. Trusted block sections and their use	1171
332. Trusted block header format	1173
333. Trusted block trusted RSA public key section (X'11')	1173
334. Trusted block rule section (X'12')	1174
335. Summary of trusted block X'12' subsections	1176
336. Transport key variant subsection (X'0001') of trusted block rule section (X'12')	1177
337. Transport key rule reference subsection (X'0002') of trusted block rule section (X'12')	1178
338. Common export key parameters subsection (X'0003') of trusted block rule section (X'12')	1178
339. Source key rule reference subsection (X'0004') of trusted block rule section (X'12')	1180
340. Export key CCA token parameters subsection (X'0005') of trusted block rule section (X'12')	1180
341. Trusted block key label (name) section X'13'	1182
342. Trusted block information section (X'14')	1183
343. Summary of trusted block information subsections	1183
344. Protection information subsection (X'0001') of trusted block information section (X'14')	1184
345. Activation and expiration dates subsection (X'0002') of trusted block information section (X'14')	1184
346. Trusted block application-defined data section (X'15')	1185

347. Default control vector values.....	1191
348. Default control vectors for triple-length DES keys.....	1193
349. Key form bits, 'fff' and 'FFF'	1200
350. Main key type bits.....	1201
351. Key subtype bits.....	1201
352. Calculation method keyword bits.....	1202
353. INGEN, IPINENC, and OPINENC key bits.....	1203
354. Generic key type bits.....	1203
355. DKYGENKY key type bits.....	1204
356. Key type vector format.....	1211
357. Summary of KTV tables.....	1215
358. KTV for MAC generate/verify, Type A active and Type B passive.....	1216
359. KTV for MAC generate/verify, Type B active and Type A passive.....	1216
360. KTV for data encryption (cipher), Type A active and Type B passive.....	1216
361. KTV for data encryption (cipher), Type B active and Type A passive.....	1216
362. KTV for PIN encryption, Type A active and Type B passive.....	1216
363. KTV for PIN encryption, Type B active and Type A passive.....	1217
364. KTV for key wrapping, Type A active and Type B passive.....	1217
365. KTV for key wrapping, Type B active and Type A passive.....	1217
366. KTV to CCA key type and usage mapping.....	1218
367. Versions of the MDC calculation method.....	1236
368. MDC calculation procedures.....	1237
369. PKA96 clear DES key record.....	1254
370. Access Control Points and corresponding CCA verbs.....	1260
371. Access-control system: basic structure of a role.....	1299

372. Access-control-point list structure.....	1302
373. Bit-map segment structure.....	1302
374. Callable services not compliant with PCI-HSM 2016.....	1308
█ 375. Callable services that do not support compliant-tagged key tokens.....	1309
█ 376. Callable services that support compliant-tagged key tokens in cryptographic operations.....	1309
377. Using compliant-tagged key tokens to translate between PIN block formats.....	1313
378. Verbs called by the sample routines.....	1321
379. CCA groups.....	1341
380. Tools and methods for CCA master key administration.....	1346
381. Alphabetical list of security API command and subcommand codes returned by STATDIAG.....	1361
382. openCryptoki libraries.....	1366
383. PKCS #11 mechanisms supported by the CCA token.....	1370

About this document

The presented information describes how to use a variety of services for cryptography and data-security provided in the Common Cryptographic Architecture (CCA).

The CCA services perform cryptographic operations using the following adapters in CCA coprocessor mode:

- IBM® Crypto Express7 (CEX7C), Feature Code 0898 or 0899
- IBM Crypto Express6 (CEX6C), Feature Code 0893
- IBM Crypto Express5 (CEX5C), Feature Code 0890
- IBM Crypto Express4 (CEX4C), Feature Code 0865

See [“Concurrent installations”](#) on page 1343 for details.

This publication is for planning and programming purposes only.

The CCA host software provides an application programming interface through which applications request secure, high-speed cryptographic services from the hardware cryptographic features.

Applications linked with prior CCA host software will continue to function if the CCA host software is upgraded in place. However, IBM always recommends full testing of upgrades before implementing production roll-out.

For the supported environments and product ordering information, see:

<http://www.ibm.com/security/cryptocards/>

Revision history

Track the changes of this document for each CCA Support Program release.

Edition September 2020, CCA Support Program Releases 7.1, 7.0 and 6.1 through 6.3

This edition describes the IBM CCA Basic Services API for Releases 7.1 and 7.0 and for Releases 6.1 through 6.3.

For the mentioned releases, changes to the CCA API include the following new verbs:

Verb	Service name	Category
CSNBDDK	“Diversify Directed Key (CSNBDDK)” on page 228	Managing AES, DES, and HMAC cryptographic keys
CSNBPTR2	“Encrypted PIN Translate2 (CSNBPTR2)” on page 602	Financial services
CSNBDCU2	“DK PRW Card Number Update2 (CSNBDCU2)” on page 731	Financial services for DK PIN methods
CSNBDRG2	“DK Random PIN Generate2 (CSNBDRG2)” on page 748	Financial services for DK PIN methods
CSNDT34B	“TR-34 Bind-Begin (CSNDT34B)” on page 776	TR-34 symmetric key management
CSNDT34C	“TR-34 Bind-Complete (CSNDT34C)” on page 782	TR-34 symmetric key management

Table 1. New verbs for CCA Releases 7.1 and 7.0 and for Releases 6.1 through 6.3. (continued)

Verb	Service name	Category
CSNDT34D	“TR-34 Key Distribution (CSNDT34D)” on page 787	TR-34 symmetric key management
CSNDT34R	“TR-34 Key Receive (CSNDT34R)” on page 797	TR-34 symmetric key management

The following verbs provide new keywords:

Table 2. Updated verbs for CCA Releases 7.1 and 7.0 and for Releases 6.1 through 6.3

Verb	Service name	Category
CSUAACT	“Access Control Tracking (CSUAACT)” on page 106	Using the CCA nodes and resource control verbs
CSUACFQ	“Cryptographic Facility Query (CSUACFQ)” on page 114	Using the CCA nodes and resource control verbs
CSUACRA	“Cryptographic Resource Allocate (CSUACRA)” on page 177	Using the CCA nodes and resource control verbs
CSUACRD	“Cryptographic Resource Deallocate (CSUACRD)” on page 181	Using the CCA nodes and resource control verbs
CSNBMKP	“Master Key Process (CSNBMKP)” on page 192	Using the CCA nodes and resource control verbs
CSNBCVG	“Control Vector Generate (CSNBCVG)” on page 201	Managing AES, DES, and HMAC cryptographic keys
CSNBKGN	“Key Generate (CSNBKGN)” on page 248	Managing AES, DES, and HMAC cryptographic keys
CSNBKTB	“Key Token Build (CSNBKTB)” on page 297	Managing AES, DES, and HMAC cryptographic keys
CSNBKTP	“Key Token Parse (CSNBKTP)” on page 350	Managing AES, DES, and HMAC cryptographic keys
CSNBKPI	“Key Part Import (CSNBKPI)” on page 275	Managing AES, DES, and HMAC cryptographic keys
CSNBKYT	“Key Test (CSNBKYT)” on page 283	Managing AES, DES, and HMAC cryptographic keys
CSNBKYT2	“Key Test2 (CSNBKYT2)” on page 287	Managing AES, DES, and HMAC cryptographic keys
CSNBRNGL	“Random Number Generate Long (CSNBRNGL)” on page 389	Managing AES, DES, and HMAC cryptographic keys
CSNBUKD	“Unique Key Derive (CSNBUKD)” on page 434	Managing AES, DES, and HMAC cryptographic keys
CSNDPKE	“PKA Encrypt (CSNDPKE)” on page 378	Managing AES, DES, and HMAC cryptographic keys
CSNDSYG	“Symmetric Key Generate (CSNDSYG)” on page 413	Managing AES, DES, and HMAC cryptographic keys
CSNDSYX	“Symmetric Key Export (CSNDSYX)” on page 404	Managing AES, DES, and HMAC cryptographic keys

Table 2. Updated verbs for CCA Releases 7.1 and 7.0 and for Releases 6.1 through 6.3 (continued)

Verb	Service name	Category
CSNBKTB2	“Key Token Build2 (CSNBKTB2)” on page 303	Managing AES, DES, and HMAC cryptographic keys
CSNBDPC	“DK PIN Change (CSNBDPC)” on page 708	Financial services for DK PIN methods
CSNBDPMT	“DK PAN Modify in Transaction (CSNBDPMT)” on page 694	Financial services for DK PIN methods
CSNBDPV	“DK PIN Verify (CSNBDPV)” on page 721	Financial services for DK PIN methods
CSNDDSG	“Digital Signature Generate (CSNDDSG)” on page 887	Using digital signatures
CSNDDSV	“Digital Signature Verify (CSNDDSV)” on page 892	Using digital signatures
CSNDPIM	“Public Infrastructure Manage (CSNDPIM)” on page 952	Managing PKA cryptographic keys
CSNDPKT	“PKA Key Translate (CSNDPKT)” on page 931	Managing PKA cryptographic keys
CSNDPKB	“PKA Key Token Build (CSNDPKB)” on page 911	Managing PKA cryptographic keys
CSNDPKG	“PKA Key Generate (CSNDPKG)” on page 901	Managing PKA cryptographic keys
CSNDPKX	“PKA Public Key Extract (CSNDPKX)” on page 939	Managing PKA cryptographic keys
CSNDKTC	“PKA Key Token Change (CSNDKTC)” on page 928	Managing PKA cryptographic keys
CSNDPKI	“PKA Key Import (CSNDPKI)” on page 908	Managing PKA cryptographic keys
CSNBT31I	“TR31 Key Import (CSNBT31I)” on page 843	TR-31 symmetric key management
CSNBT31X	“Key Export to TR31 (CSNBT31X)” on page 807	TR-31 symmetric key management
CSNBT31P	“TR31 Key Token Parse (CSNBT31P)” on page 875	TR-31 symmetric key management

In addition, the following changes apply to CCA Releases 7.1 and 7.0 and for Releases 6.1 through 6.3:

- More verbs are now capable of running in PCI-HSM 2016 compliance mode. Besides DES and TDES key tokens, also AES and RSA key tokens are supported.
- Handling of PINs contained in encrypted ISO-4 PIN block format is supported by applicable verbs.
- Beginning with Release 6.2, multiple verbs support triple-length TDES keys. For key management services, this includes triple-length TDES key-encrypting keys (KEKs).
- New Edwards elliptic curves are supported by applicable verbs: Curve25519 and Curve448.
- You can use the quantum safe CRYSTALS-Dilithium Digital Signature Algorithm for generating keys that can be used for Digital Signature Generation and Verification.
- When using verbs CSUACRA and CSUACRD, you can now dynamically allocate a cryptographic coprocessor or a domain of a cryptographic coprocessor on the fly. Also, you can use the CSUACFQ verb to obtain the number of control domains and usage domains and the total number of domains available to the system.
- With the CSUACRA verb, you can identify a cryptographic coprocessor by either its resource number or its serial number.

Edition April 2018, CCA Support Program Releases 6.0 and 5.3

This edition describes the IBM CCA Basic Services API for Release 6.0 including those for Release 5.3.

For Release 6.0, changes to the CCA API include the following new verbs:

Table 3. New verbs for CCA Releases 6.0 and 5.3

Verb	Service name	Category
CSNDPIC	“Public Infrastructure Certificate (CSNDPIC)” on page 945	Managing PKA cryptographic keys
CSNDPIM	“Public Infrastructure Manage (CSNDPIM)” on page 952	Managing PKA cryptographic keys

The following verbs provide new keywords:

Table 4. Updated verbs for CCA Releases 6.0 and 5.3

Verb	Service name	Category
CSUACFQ	“Cryptographic Facility Query (CSUACFQ)” on page 114	Using the CCA nodes and resource control verbs
CSNBKYT2	“Key Test2 (CSNBKYT2)” on page 287	Managing AES and DES cryptographic keys
CSNBKTB	“Key Token Build (CSNBKTB)” on page 297	Managing AES and DES cryptographic keys
CSNBKTB2	“Key Token Build2 (CSNBKTB2)” on page 303	Managing AES and DES cryptographic keys
CSNBKTR2	“Key Translate2 (CSNBKTR2)” on page 366	Managing AES and DES cryptographic keys
CSNDDSG	“Digital Signature Generate (CSNDDSG)” on page 887	Using Digital Signatures
CSNDDSV	“Digital Signature Verify (CSNDDSV)” on page 892	Using Digital Signatures
CSNDPKB	“PKA Key Token Build (CSNDPKB)” on page 911	Managing PKA cryptographic keys
CSNDPKT	“PKA Key Translate (CSNDPKT)” on page 931	Managing PKA cryptographic key

In addition, the following changes apply to CCA Release 6.0:

- When configured as a CCA coprocessor, a CEX6C adapter is capable of running in PCI-HSM 2016 compliance mode. Where applicable, CCA has updated its services to produce or use keys that adhere to the PCI-HSM 2016 standards. Currently, only internal, fixed-length TDES key tokens can be compliant-tagged.

You can migrate existing CCA applications to make use of the PCI-HSM 2016 compliant services.

- CCA 6.0 now supports X.509 certificates with CSNDDSV based on a Public Key Infrastructure (PKI) hosted in the adapter. The PKI is managed from a Trusted Key Entry workstation version 9.0 or later.
- The new CSNDPIC verb can create a PKCS #10 Certificate Signing Request based on your input private key, suitable to have a Certificate Authority to create a signed certificate of the public key associated with the private key in the token.
- CCA now supports export of AES CIPHER keys to CPACF. This is the first strongly typed key that can be exported as a CPACF protected key. Export is controlled by a new management bit in the AES CIPHER variable key token structure. Therefore to exploit this feature, new AES CIPHER key tokens need to be created which have the management bit enabled. Use the CSNBKTB2 verb to create the skeleton key tokens with this bit enabled. Use the CSNBKGN2 verb to populate a key to the skeleton.

- The **panel.exe** utility now presents a more usable command line interface, which, among others, supports services for the PCI-HSM 2016 compliance mode, for certificates, master keys, and roles.
- Domain selection capabilities are added in the CCA host library. In the application environment, a user may select which domain is to be used by that application. The domain used must be one of the domains configured available for the LPAR.
- The default wrapping method for DES key tokens was ORIGINAL for CEX*C firmware before CCA 6.0. Now with CEX6C, the default wrapping method is ENHANCED (see also [“DES key wrapping” on page 35](#)).

The following change applies to CCA Release 5.3:

- For the CSNDDSG and CSNDDSV verbs, a new digital-signature hash method PKCS-PSS is available. This method supports the PKCS #1 v2.2 standard for the RSA Probabilistic Signature Scheme (RSA-PSS). RSA-PSS is based on the RSA crypto system and provides increased security assurance.

The CSNDDSV verb can now verify hashes using a variety of SHA-<xxx> methods. Also, CSNDDSV supports new certificate validation methods.

Edition March 2017, CCA Support Program Releases 4.4 and 5.2

This publication is the second edition for CCA Support Program Releases 5.2 and 4.4. It now includes installation instructions for the Ubuntu DEB package for IBM CCA.

Who should use this document

This document is intended for application programmers who are responsible for writing application programs that use the security application programming interface (API) to access cryptographic functions.

Distribution-specific information

Common Cryptographic Architecture for Linux on IBM Z provides support for the CEX7S feature since Release 7.1. In order to use the full set of CCA, a Linux distribution with support for the CEX7S feature is required.

For the most current distribution-specific information about CCA Release 7.1 and prior releases, always refer to the **Release Notes** from the [IBM CEX7S Linux on IBM Z page](#). The contained information may be more up-to-date than in this publication.

CCA 7.1 is supported on the following distributions:

- Red Hat Enterprise Linux 7.6, 7.7, 8, and 8.1: CEX7C toleration
- Red Hat Enterprise Linux 8.2: CEX7C exploitation
- SUSE Linux Enterprise Server 11 SP4, 12 SP4, 15 SP1: CEX7C toleration
- SUSE Linux Enterprise Server 12 SP5, 15 SP2: CEX7C exploitation
- Ubuntu 18.04: CEX7C toleration
- Ubuntu 20.04: CEX7C exploitation

To exploit the full functionality of CCA7.1 introduced with CEX7S, you need an IBM z15 with a CEX7S installed.

Note: Only 64-bit versions of this software are provided. 31-bit support is not provided.

Terminology

The following terms are used in this document for CCA releases and features.

CEX5C

An IBM 4767 Crypto Express5 feature (CEX5S), configured in CCA coprocessor mode. This publication does not cover other modes of the CEX5.

CEX6C

An IBM 4768 Crypto Express6 feature (CEX6S), configured in CCA coprocessor mode. This publication does not cover other modes of the CEX6.

CEX7C

An IBM 4769 Crypto Express7 feature (CEX7S), configured in CCA coprocessor mode. This publication does not cover other modes of the CEX7.

CEX*C

Either the CEX4C, CEX5C, CEX6C, CEX7C, or (if plural) any combination of these.

Hardware requirements

In order to make use of the verbs provided in the Common Cryptographic Architecture (CCA) API for Linux on Z, your hardware must meet certain minimum requirements.

This is the minimum supported hardware configuration:

- zEC12
- One CEXC4 feature, with one CEXC4 adapter mapped to the z/VM® image or LPAR that uses it. The CEXC4 must have CCA 4.2.0z or greater firmware loaded, configured in co-processor mode.
- If you plan to use a Trusted Key Entry (TKE) workstation, you must have a TKE V9.2 or later to exploit CEX7C adapters and PCI-HSM 2016 compliance mode.
 - You need a TKE 7.2 workstation or higher in order to see supported CEX4C adapters.
 - A TKE V8.0 workstation is required to manage CEX5C adapters.
 - A TKE V9.1 workstation is required to manage CEX6C adapters, especially to start exploiting PCI-HSM 2016 compliance mode.
 - A TKE V9.2 workstation is required to manage CEX7C adapters.

For more detailed information about required TKE versions for accessing the various CEX*C features, see [“CEX7C information” on page 1343](#).

This is the maximum supported hardware configuration:

- IBM z15
 - 60 CEX7S adapters total in the machine. The CEX7S card is available as 1-port or 2-port feature. The maximum number of combined features of all types cannot exceed 60 HSMs on an IBM z15 T01. This means the maximum number for feature code 0898 is 30, for all other (single HSM) types is 16 when installed exclusively (see *IBM z15 (8561) Technical Guide*).

This hardware configuration is also supported:

- IBM z14®
 - up to 16 CEX5S and CEX6S adapters total in the machine
- IBM z13®
 - 16 CEX5S adapters total in the machine
 - all 16 adapters may also be mapped to an LPAR, up to 85 total LPARs
 - there is one adapter per feature code.

See [“Concurrent installations” on page 1343](#) for details about a mixed environment of CEX7S and previous CEX*C features. Note that CEX4Cs are only supported by TKE 7.2 or later if the Linux driver reports them as CEX4s.

To determine whether a Crypto Express adapter available to Linux on Z is a CEX4C, a CEX5C, CEX6C, or a CEX7C, see [“Listing CCA coprocessors” on page 11](#).

Apply the following APAR fixes on the appropriate z/VM systems to achieve the applicable cryptographic coprocessor support:

VM64727

Fixes problem with shared coprocessors.

VM64793

Introduces protected key CPACF support.

On z/VM 6.2, apply the following APAR fixes:

VM65007

Introduces Crypto Express4 support.

VM65577

Introduces Crypto Express5 support.

On z/VM 6.3, apply the following APAR fixes:

VM65577

Introduces Crypto Express5 support.

VM65942

Introduces Crypto Express6 support.

On z/VM 6.4, apply the following APAR fix:

VM65942

Introduces Crypto Express6 support.

On z/VM 6.4 or 7.1, apply the following APAR fix:

VM66248

Provides z/VM compatibility support for IBM z15 and LinuxONE III servers. Also introduces Crypto Express7 support.

How to use this document

Read an overview of the information in each section of this document.

For encryption, CCA supports Advanced Encryption Standard (AES), Data Encryption Standard (DES), public key cryptography (PKA or RSA), and Elliptic Curve Cryptography (ECC). These are very different cryptographic systems. Additionally, CCA provides APIs for generating and verifying Message Authentication Codes (MACs), Hashed Message Authentication Codes (HMACs), hashes, and PINS, as well as other cryptographic functions.

Part 1, “[IBM CCA programming](#),” on page 1 includes the following chapters:

- Chapter 1, “[Introduction to programming for the IBM Common Cryptographic Architecture](#),” on page 3 describes the programming considerations for using the CCA verbs. It also explains the syntax and parameter definitions used in verbs. Information about concurrency is also provided.
- Chapter 2, “[Running CCA verbs in PCI-HSM 2016 compliance mode](#),” on page 25 describes the support for compliance-tagged tokens introduced with CCA 6.0 It gives links to further related information in this document, and discusses the new warning mode to aid installations in detecting migration concerns.
- Chapter 3, “[Using AES, DES, and HMAC cryptography and verbs](#),” on page 31 gives an overview of AES, DES, and HMAC cryptography, and provides general guidance information on how these verbs use different key types and key forms.
- Chapter 4, “[Introducing PKA cryptography and using PKA verbs](#),” on page 87 introduces Public Key Algorithm (PKA) support and describes programming considerations for using the CCA PKA and ECC verbs, such as the PKA key token structure and key management.
- Chapter 5, “[TR-31 symmetric key management](#),” on page 95 introduces TR-31 support and how CCA uses an IBM-defined optional block in a TR-31 key block.
- Chapter 6, “[Understanding and managing master keys](#),” on page 99 provides information about master key management.

Part 2, “[CCA verbs](#),” on page 101 includes the following topics:

- Chapter 7, “Using the CCA nodes and resource control verbs,” on page 103 describes using the CCA resource control verbs.
- Chapter 8, “Managing AES, DES, and HMAC cryptographic keys,” on page 199 describes the verbs for generating and maintaining DES and AES cryptographic keys, the Random Number Generate verb (which generates 8-byte random numbers), the Random Number Generate Long verb (which generates up to 8192 bytes of random content), and the Secure Sockets Layer (SSL) security protocol. This chapter also describes utilities to build DES and AES tokens, generate and translate control vectors, and describes the PKA verbs that support DES and AES key distribution.
- Chapter 9, “Protecting data,” on page 445 describes the verbs for enciphering and deciphering data.
- Chapter 10, “Verifying data integrity and authenticating messages,” on page 481 describes the verbs for generating and verifying Message Authentication Codes (MACs), generating and verifying Hashed Message Authentication Codes (HMACs), generating Modification Detection Codes (MDCs), and generating hashes (SHA-1, SHA-224, SHA-256, SHA-384, SHA-512, MD5, RIPEMD-160).
- Chapter 11, “Key storage mechanisms,” on page 511 describes the use of key storage, key tokens, and associated verbs.
- Chapter 12, “Financial services,” on page 549 describes the verbs for use in support of finance-industry applications. This includes several categories.
 - Verbs for generating, verifying, and translating personal identification numbers (PINs).
 - Verbs that generate and verify VISA card verification values and American Express card security codes.
 - Verbs to support smart card applications using the EMV (Europay MasterCard Visa) standards.
- Chapter 13, “Financial services for DK PIN methods,” on page 681 describes the verbs for PIN methods and requirements for financial services specified by the German Banking Industry Committee, *Deutsche Kreditwirtschaft* (DK).
- Chapter 14, “TR-34 symmetric key management,” on page 763 describes the verbs used to manage TR-34 key blocks and TR-34 functions.
- Chapter 15, “TR-31 symmetric key management,” on page 807 describes the verbs used to manage TR-31 key blocks and TR-31 functions.
- Chapter 16, “Using digital signatures,” on page 887 describes the verbs that support using digital signatures to authenticate messages.
- Chapter 17, “Managing PKA cryptographic keys,” on page 901 describes the verbs that generate and manage PKA keys.
- Chapter 18, “Utility verbs,” on page 963 describes the utility verb CSNBXEA which is provided for code conversion.

Part 3, “Reference information,” on page 969 includes the following information:

- Chapter 19, “Return codes and reason codes,” on page 971 explains the return and reason codes returned by the verbs.
- Chapter 20, “Key token formats,” on page 997 describes the formats for AES, DES internal, external, and null key tokens, for PKA public, private external, and private internal key tokens containing Rivest-Shamir-Adleman (RSA) information, PKA null key tokens, ECC key tokens, HMAC key tokens, Transaction Validation Values (TVVs), and trusted blocks.
- Chapter 21, “Key forms and types used in the Key Generate verb,” on page 1187 describes the key forms and types used by the Key Generate verb.
- Chapter 22, “Control vectors and changing control vectors with the Control Vector Translate verb,” on page 1191 contains a table of the default control vector values that are associated with each key type and describes the control information for testing control vectors, mask array preparation, selecting the key-half processing mode, and an example of using the Control Vector Translate verb.
- Chapter 23, “Key type vectors,” on page 1211 introduces a DK key type vector (KTV) which is used to define how to generate or derive the intended AES variable-length symmetric key.

- Chapter 24, “PIN formats and algorithms,” on page 1219 describes the PIN notation, formats, extraction rules, and algorithms.
- Chapter 25, “Cryptographic algorithms and processes,” on page 1233 describes various ciphering and key verification algorithms, as well as the formatting of hashes and keys.
- Chapter 26, “Access control points and verbs,” on page 1259 lists the access control points and their corresponding verbs.
- Chapter 27, “Access control data structures,” on page 1299 documents the data structures that are used in the access control system.
- Chapter 28, “Using verbs and applications in PCI-HSM 2016 compliance mode,” on page 1307 informs about how to manage keys, verbs and applications that should apply the PCI-HSM 2016 compliance standard.
- Chapter 29, “Sample verb call routines,” on page 1321 contains sample verb call routines, both in C and Java, that illustrates the practical application of CCA verb calls.
- Chapter 30, “Initial system set-up tips,” on page 1329 includes tips to help you set up your system for the first time.
- Chapter 31, “CCA installation instructions,” on page 1333 includes RPM installation, configuration, and uninstallation instructions.
- Chapter 32, “Coexistence of CEX7C and previous CEX*C features,” on page 1343 includes information about using various versions of CEX*C features in the same system, and other restrictions.
- Chapter 33, “Utilities,” on page 1345 describes the **ivp.e** and **panel.exe** utilities.
- Chapter 34, “Security API command and sub-command codes,” on page 1361 contains an alphabetical list of security API command and sub-command codes returned by the output **rule-array** for option STATDIAG of the Cryptographic Facility Query verb.
- Chapter 35, “openCryptoki support,” on page 1365 provides information about openCryptoki which is an open source implementation of the *Cryptoki* API as defined by the industry-wide PKCS #11 Cryptographic Token Interface Standard.
- Chapter 36, “List of abbreviations,” on page 1377 contains definitions of abbreviations used.

Where to find more information

You can find other CCA product publications that might be helpful when developing applications and systems that exploit the IBM Crypto Express features.

While there is substantial commonality in the API supported by the CCA products, and while this document seeks to guide you to the subset supported by Linux on Z, other individual product publications might provide further insight into potential issues of compatibility.

IBM 4769 Cryptographic Coprocessors - CEX7S

All of the IBM 4769-related publications can be obtained from the product web site:

[IBM CEX7S / 4769 library](#)

IBM 4768 Cryptographic Coprocessors - CEX6S

All of the IBM 4768-related publications can be obtained from the product web site:

[CEX6S / 4768 - Library](#)

IBM 4767 Cryptographic Coprocessors - CEX5S

All of the IBM 4767-related publications can be obtained from the product web site:

[CEX5S / 4767 - Library](#)

Other documents referenced in this book are:

- *CCA Basic Services Reference and Guide for the IBM 4767 and IBM 4765 PCIe Cryptographic Coprocessors*

- *z/OS Cryptographic Services ICSF Trusted Key Entry Workstation User's Guide*
- *Cryptographic Services Integrated Cryptographic Service Facility Application Programmer's Guide*
- *Cryptographic Services Integrated Cryptographic Service Facility System Programmer's Guide*
- For Linux on Z:
 - *Device Drivers, Features, and Commands*, SC33-8411
- See the following web site for information about your distribution of Linux:
 - *Distribution hints*

Cryptography publications

The publications listed in this topic describe cryptographic standards, research, and practices relevant to the coprocessor.

- Accredited Standards Committee X9, Inc.: X9 TR-31 2010: *Interoperable Secure Key Exchange Block Specification for Symmetric Algorithms*
- American Express Travel Related Services Company, Inc.: *American Express Hardware Security Module (HSM): Function Requirements*, August, 2011.
- American National Standards Institute (ANSI). ANSI is the official U.S. representative to the International Organization for Standardization (ISO) and, via the U.S. National Committee, the International Electrotechnical Commission (IEC). ANSI is also a member of the International Accreditation Forum (IAF).
 - ANSI X9.24-1:2009 *Retail Financial Services Symmetric Key Management -- Part 1: Using Symmetric Techniques*.
 - ANSI X9.24-2:2006 *Retail Financial Services Symmetric Key Management -- Part 2: Using Asymmetric Techniques for the Distribution of Symmetric Keys*.
 - ANSI X9.62:2005 *Public Key Cryptography for the Financial Services Industry: The Elliptic Curve Digital Signature Algorithm (ECDSA)*.
 - ANSI X9.63:2001 *Public Key Cryptography for the Financial Services Industry: Key Agreement and Key Transport Using Elliptic Curve Cryptography*.
 - ANSI X9.102:2008 *Symmetric Key Cryptography for the Financial Services Industry -- Wrapping of Keys and Associated Data*.
- *Applied Cryptography: Protocols, Algorithms, and Source Code in C, Second Edition*, Bruce Schneier, John Wiley & Sons, Inc., 1996, ISBN 0-471-12845-7 or ISBN 0-471-11709-9
- *ECC Brainpool Standard Curves and Curve Generation*, v.1.0, October 19, 2005
Available at <http://www.ecc-brainpool.org/download/Domain-parameters.pdf>.
- *Elliptic Curve Cryptography (ECC) Brainpool Standard Curves and Curve Generation* (RFC 5639), Manfred Lochter and Johannes Merkle, IETF Trust, March 2010. Available at <http://www.rfc-editor.org/rfc/rfc5639.txt>
- Federal Information Processing Standards (FIPS), issued by the U.S. National Institute of Standards and Technology (NIST, see <http://www.nist.gov/itl/>). The listed FIPS publications are available from this web site: *Computer Security Resource Center*.
 - FIPS PUB 140-2 *Security Requirements for Cryptographic Modules*, May, 2001.
 - FIPS PUB 180-4 *Secure Hash Standard (SHS)*, May, 2012.
 - FIPS PUB 186-4 *Digital Signature Standard (DSS)*, July, 2013.
 - FIPS PUB 197 *Advanced Encryption Standard (AES)*, November, 2001.
 - FIPS PUB 198-1 *The Keyed-Hash Message Authentication Code (HMAC)*, July, 2008.
- International Organization for Standardization (ISO). ISO is the world's largest developer and publisher of International Standards. ISO is a network of the national standards institutes of many countries, one member per country, with a Central Secretariat in Geneva, Switzerland, that coordinates the system.

- ISO 16609:2004 *Banking -- Requirements for Message Authentication Using Symmetric Techniques*.
- ISO/DIS 9564-1 *Financial Services -- Personal Identification Number (PIN) Management and Security -- Part 1: Basic Principles and Requirements for PINs in Card-Based Systems*.
- ISO 9564-4:2016 *Financial services -- Personal Identification Number (PIN) management and security -- Part 4: Requirements for PIN handling in eCommerce for Payment Transactions*
- ISO 20038:2017 *Banking and related financial services -- Key wrap using AES*
- International Organization for Standardization/International Electrotechnical Commission (ISO/IEC)
 - ISO/IEC 9796-1:1997 *Information Technology -- Security Techniques -- Digital Signature Schemes Giving Message Recovery -- Part 1: Mechanisms Using Redundancy*.
 - ISO/IEC 9796-2:2002 *Information Technology -- Security Techniques -- Digital Signature Schemes Giving Message Recovery -- Part 2: Integer Factorization Based Mechanisms*.
 - ISO/IEC 9797-1:1999 *Information technology -- Security techniques -- Message Authentication Codes (MACs) -- Part 1: Mechanisms Using a Block Cipher*.
 - ISO/IEC 11770-3:2008 *Information Technology -- Security Techniques -- Key Management -- Part 3: Mechanisms Using Asymmetric Techniques*.
- National Institute of Standards and Technology (NIST) Special Publications (SP), U.S. Dept. of Commerce
 - NIST SP 800-38D *Recommendation for Block Cipher Modes of Operation: Galois/Counter Mode (GCM) and GMAC*, November 2007. Available at <http://csrc.nist.gov/publications/nistpubs/800-38D/SP-800-38D.pdf>.
 - NIST SP 800-38A *Recommendation for Block Cipher Modes of Operations: Methods and Techniques*, 2001 Edition. Available at <http://csrc.nist.gov/publications/nistpubs/800-38a/sp800-38a.pdf>.
 - NIST SP 800-38B *Recommendation for Block Cipher Modes of Operation: The CMAC Mode for Authentication*, May 2005. Available at: http://csrc.nist.gov/publications/nistpubs/800-38B/SP_800-38B.pdf.
 - NIST SP 800-56A *Recommendation for Pair-Wise Key Establishment Schemes Using Discrete Logarithm Cryptography (Revised)*, May 2013. Available at <http://nvlpubs.nist.gov/nistpubs/SpecialPublications/NIST.SP.800-56Ar2.pdf>.
 - NIST SP 800-90A Revision 1 *Recommendation for Random Number Generation Using Deterministic Random Bit Generators*, June 2015. Available at: <http://nvlpubs.nist.gov/nistpubs/SpecialPublications/NIST.SP.800-90Ar1.pdf>.
 - NIST SP 800-108 *Recommendation for Key Derivation Using Pseudorandom Functions (Revised)*, October 2009 Edition. Available at: <http://csrc.nist.gov/publications/nistpubs/800-108/sp800-108.pdf>.
 - *The NIST SP 800-90A Deterministic Random Bit Generator Validation System (DRBGVS)*, updated: October 29, 2015. Available at: <http://csrc.nist.gov/groups/STM/cavp/documents/drbg/DRBGVS.pdf>.
- RSA Laboratories, Standard Initiatives, for information on the Public-Key Cryptographic Standards (PKCS): <http://www.emc.com/emc-plus/rsa-labs/standards-initiatives/index.htm>, especially **PKCS #11**: PKCS #11: Cryptographic Token Interface Standard
- *The MD5 Message-Digest Algorithm*, Internet Engineering Task Force Request for Comments (RFC) 1321, MIT Laboratory for Computer Science and RSA Data Security, Inc., April 1992. Available at <http://www.ietf.org/rfc/rfc1321.txt>.
- *Visa Integrated Circuit Card Specification (VIS) Version 1.5*, Visa International Service Association and Visa Inc. Available at <https://www.scribd.com/doc/87334890/Visa-VIS-Specification-15-May-2009>.

Part 1. IBM CCA programming

Read the information in this part of the document which introduces programming for the IBM CCA, AES, DES, HMAC, and PKA cryptography.

The topics in this part explain how to use CCA nodes and AES, DES, HMAC, and PKA verbs.

- [Chapter 1, “Introduction to programming for the IBM Common Cryptographic Architecture,” on page 3](#) describes the programming considerations for using the CCA verbs. It also explains the syntax and parameter definitions used in the verbs. Information about concurrency is also provided.
- [Chapter 2, “Running CCA verbs in PCI-HSM 2016 compliance mode ,” on page 25](#) describes the support for compliance-tagged tokens introduced with CCA 6.0 It gives links to further related information in this document, and discusses the new warning mode to aid installations in detecting migration concerns.
- [Chapter 3, “Using AES, DES, and HMAC cryptography and verbs ,” on page 31](#) gives an overview of AES, DES, and ECC cryptography and provides general guidance information on how these verbs use different key types and key forms.
- [Chapter 4, “Introducing PKA cryptography and using PKA verbs,” on page 87](#) introduces Public Key Algorithm (PKA) and Elliptic Curve Cryptography (ECC) support, and describes programming considerations for using the CCA PKA verbs, such as the PKA key token structure and key management.
- [Chapter 5, “TR-31 symmetric key management,” on page 95](#) introduces X9 TR-31 (Technical Report 31) support, and provides details about the TR-31 key block.
- [Chapter 6, “Understanding and managing master keys,” on page 99](#) provides information about master key management.

Chapter 1. Introduction to programming for the IBM Common Cryptographic Architecture

By using the IBM CCA application programming interface (API), you can obtain cryptographic and other services from the CEX*C feature and CCA.

The following subtopics are discussed:

- [“Available Common Cryptographic Architecture \(CCA\) verbs” on page 3](#)
- [“Common Cryptographic Architecture functional overview” on page 3](#)
- [“CPACF support” on page 12](#)
- [“Security API programming fundamentals” on page 16](#)
- [“How to compile and link CCA application programs” on page 20](#)

Available Common Cryptographic Architecture (CCA) verbs

CCA products provide a variety of cryptographic processes and data-security techniques.

Your application program can call verbs (sometimes called services) to perform the following functions:

Data confidentiality

Encrypt and decrypt information, typically using the AES or DES algorithms in Cipher Block Chaining (CBC) mode to enable data confidentiality.

Data integrity

Hash data to obtain a digest, or process the data to obtain a Message Authentication Code (MAC) or keyed hash MAC (HMAC), that is useful in demonstrating data integrity.

Nonrepudiation

Generate and verify digital signatures using either the RSA algorithm or the ECDSA algorithm, to demonstrate data integrity and form the basis for nonrepudiation.

Authentication

Generate, encrypt, translate, and verify finance industry personal identification numbers (PINs) and American Express, MasterCard, and Visa card security codes with a comprehensive set of finance-industry-specific services.

Key management

Manage the various AES, DES, ECC, and RSA keys necessary to perform the mentioned cryptographic operations.

Java interaction

Interact with the Java Native Interface (JNI). The CCA verbs have a specific version that can be used for JNI work.

Note: In this JNI, a new data type *hikmNativeLong* is replacing the old type *hikmNativeInteger* since CCA version 5.2. Both types inherit from an abstract class *hikmNativeNumber*. Thus, type *hikmNativeInteger* is still supported, so you can run existing applications with this deprecated data type. However, start using type *hikmNativeLong* for new applications instead, because *hikmNativeInteger* may be removed in the future.

CCA management

Control the initialization and operation of CCA.

Common Cryptographic Architecture functional overview

You use the CCA security API to access a common cryptographic architecture.

Figure 1 on page 4 provides a conceptual framework for positioning the CCA security API, which you use to access a common cryptographic architecture. Application programs make procedure calls to the

CCA security API to obtain cryptographic and related I/O services. You can issue a call to the CCA security API from essentially any high-level programming language. The call, or request, is forwarded to the cryptographic services access layer and receives a synchronous response. Your application program loses control until the access layer returns a response after processing your request.

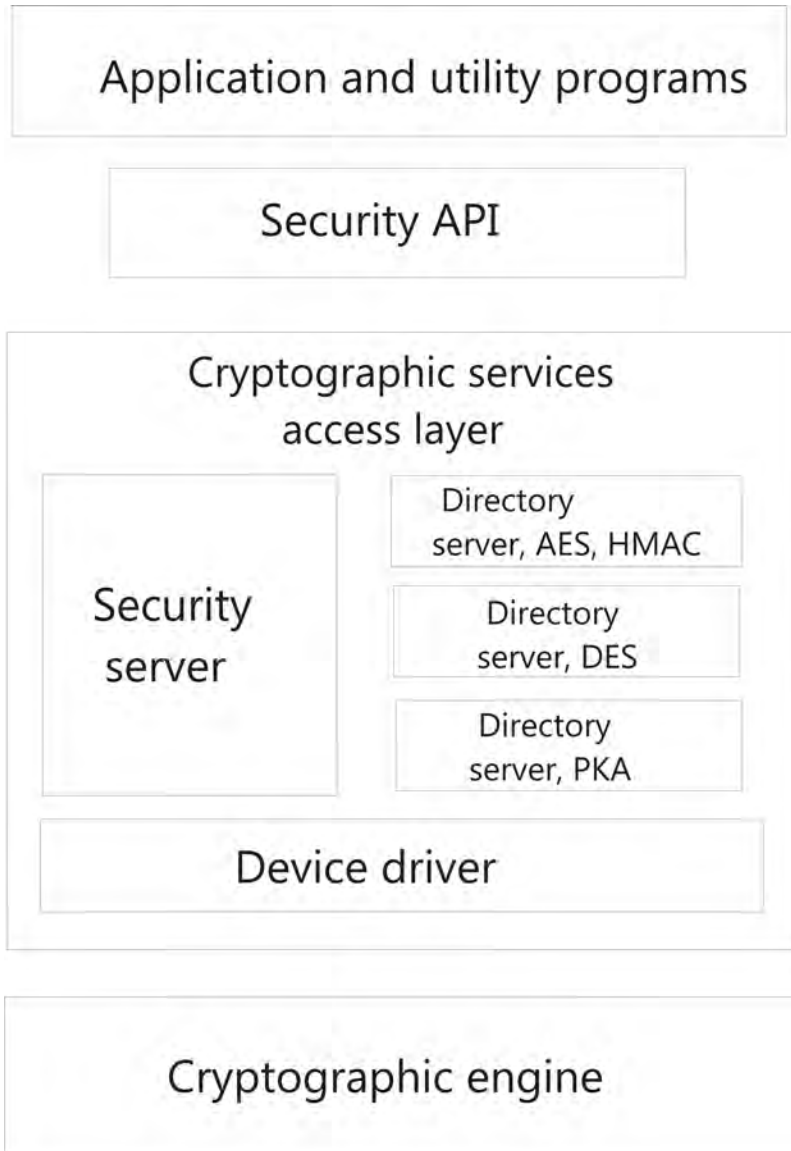


Figure 1. CCA security API, access layer, and cryptographic engine

The products that implement the CCA support consist of both hardware and software components.

CCA software support: The software consists of application development and runtime software components.

- The application development software primarily consists of language bindings that can be included in new applications to assist in accessing services available at the API. Language bindings are provided for the C and Java programming languages.
- The runtime software can be divided into the following categories:
 - Service-requesting programs, including application and utility programs.
 - The security API, an agent function that is logically part of the calling application program or utility.
 - The cryptographic services access layer: an environment-dependent request routing function, key-storage support services, and device driver to access one or more hardware cryptographic engines.
 - The cryptographic engine software that gives access to the cryptographic engine hardware.

The cryptographic engine is implemented in the hardware of the CEX*C coprocessor. Security-sensitive portions of CCA are implemented in the cryptographic engine software running in the protected coprocessor environment.

- Utility programs and tools provide support for administering CCA secret keys, interacting with CCA managed symmetric and public key cryptography key storage, and configuring the software support.

You can create application programs that employ the CCA security API or you can purchase applications from IBM or other sources that use the products. This document is the primary source of information for designing systems and application programs that use the CCA security API with the cryptographic coprocessors.

Cryptographic engine: The CCA architecture defines a cryptographic subsystem that contains a cryptographic engine operating within a protected boundary. The coprocessor's tamper-resistant, tamper-responding environment provides physical security for this boundary and the CCA architecture provides the logical security needed for the full protection of critical information.

CEX4C Coprocessor: The coprocessor provides a secure programming and hardware environment wherein AES, DES, RSA, Elliptic Curve, and HMAC processes are performed. Each cryptographic coprocessor includes a general-purpose processor, non-volatile storage, and specialized cryptographic electronics. These components are encapsulated in a protective environment to enhance security. The IBM CCA Support Program enables applications to employ a set of AES, DES, RSA, Elliptic Curve, and HMAC-based cryptographic services utilizing the coprocessor hardware. Services include:

- DES, AES, RSA, Elliptic Curve, and HMAC key-pair generation
- DES, AES, RSA, Elliptic Curve, and HMAC host-based key record management
- Digital signature generation and verification
- Cryptographic key wrapping and unwrapping
- Data encryption, decryption and MAC generation/verification
- PIN processing for the financial services industry
- Other services, including DES key-management based on control-vector-enforced key separation.

CEX5C Coprocessor: The coprocessor provides the same functions as the CEX4C coprocessor with more algorithms moved from hardware-enhanced to fully hardware-accelerated. CMAC, VFPE, AESKW, and other algorithms are added.

CEX6C Coprocessor: The coprocessor provides domain support for up to 85 logical partitions. When configured as a CCA coprocessor, it includes secure key functions with emphasis on the specialized functions required for banking and payment card systems. It is optionally programmable to add custom functions and algorithms by using User Defined Extensions (UDX). A new mode, called Payment Card Industry (PCI) PIN Transaction Security (PTS) Hardware Security Module (HSM), shortened to PCI-HSM 2016 compliance mode, is available exclusively for Crypto Express6S in CCA mode. Exploitation of PCI-HSM 2016 mode with compliance-tagged secure key tokens simplifies compliance with PCI requirements for hardware security modules.

CEX7C Coprocessor: This coprocessor provides domain support for up to 85 logical partitions. When configured as a CCA coprocessor, it includes secure key functions with emphasis on the specialized functions required for banking and payment card systems. It is optionally programmable to add custom functions and algorithms by using user defined extensions (UDX). The special PCI-HSM 2016 compliance mode is also available for Crypto Express7S in CCA mode. The CEX7S begins introduction of Quantum Safe algorithms with CRYSTALS-Dilithium key management and digital signature availability.

CCA: Common Cryptographic Architecture (CCA) is the basis for a consistent cryptographic product family. Applications employ the CCA security API to obtain services from, and to manage the operation of, a cryptographic system that meets CCA specifications.

CCA access control: Each CCA node has an access-control system enforced by the hardware and protected software. The robust UNIX style access controls integrated into the Linux operating system are used to protect the integrity of the underlying CCA hardware environment. The specialized processing environment provided by the cryptographic engine can be kept secure because selected services are provided only when certain requirements are met or a Trusted Key-Entry console is used to enable

access. The access-control decisions are performed within the secured environment of the cryptographic engine and cannot be subverted by rogue code that might run on the main computing platform.

Coprocessor certification: After quality checking a newly manufactured coprocessor, IBM loads and certifies the embedded software. Following the loading of basic, authenticated software, the coprocessor generates an RSA key-pair and retains the private key within the cryptographic engine. The associated public key is signed by a certification key securely held at the manufacturing facility and then the certified device key is stored within the coprocessor. The manufacturing facility key has itself been certified by a securely held key unique to the CEX*C product line.

The private key within the coprocessor, known as the device private key, is retained in the coprocessor. From this time on, if tampering is detected or if the coprocessor batteries are removed or lose power in the absence of bus power, the coprocessor sets all security-relevant keys and data items to zero. This process is irreversible and results in the permanent loss of the factory-certified device key, the device private key, and all other data stored in battery-protected memory. Security-sensitive data stored in the coprocessor flash memory is encrypted. The key used to encrypt such data is itself retained in the battery-protected memory.

CCA master key: When using the CCA architecture, working keys, including session keys and the RSA and ECC private keys used at a node to form digital signatures or to unwrap other keys, are generally stored outside the cryptographic-engine protected environment. These working keys are wrapped (DES triple-encrypted or AES encrypted) by the CCA master key. The master key is held in the clear (not enciphered) within the cryptographic engine.

The number of keys usable with a CCA subsystem is thus restricted only by the host server storage, not by the finite amount of storage within the coprocessor secure module. In addition, the working keys can be used by additional CCA cryptographic engines which have the same master key. This CCA characteristic is useful in high-availability and high-throughput environments where multiple cryptographic processors must function in parallel.

Establishing a CCA master key: To protect working keys, the master key must be generated and initialized in a secure manner. One method uses the internal random-number generator for the source of the master key. In this case, the master key is never external to the node as an entity and no other node has the same master key unless master-key cloning is authorized and in use (unless, out of all the possible values, another node randomly generates the same master-key data). If an uncloned coprocessor loses its master key - for example, the coprocessor detects tampering and destroys the master key, - there is no way to recover the working keys that it wrapped. The number of possible values is:

- For DES and RSA master keys, 2^{168}
- For AES and APKA master keys, 2^{256}

Another master-key-establishment method enables authorized users to enter multiple, separate key parts into the cryptographic engine. As each part is entered, that part is XORed with the contents of the new master-key register. When all parts have been accumulated, a separate command is issued to promote the contents of the current master-key register to the old master-key register and to promote the contents of the new master-key register to the current master-key register. The length of the key parts is:

- For DES and RSA master keys, 168 bits
- For AES and APKA master keys, 256 bits

CCA verbs: An application or utility program obtains service from the CCA Support Program by issuing service requests (verb calls or procedure calls) to the runtime subsystem (see Chapter 29, "Sample verb call routines," on page 1321). To fulfill these requests, the Support Program in turn obtains service from the coprocessor software and hardware.

The available services are collectively described as the CCA security API. All the software and hardware accessed through the CCA security API should be considered an integrated subsystem. A command processor performs the verb request within the cryptographic engine.

Commands and access control, roles, profiles: In order to ensure that only designated individuals (or programs) can run commands such as master-key loading, each command processor that performs

sensitive processing interrogates one or more *control-point* values within the cryptographic engine access-control system for permission to perform the request.

The access-control system includes one or more roles. Each role defines the permissible control points for users of that role. In the IBM Z environment, all application programs run using the permissions defined in the default role for their domain. The default role can only be modified using the TKE workstation. For a description of the functions that are permitted by the default version of the default role, see *z/OS Cryptographic Services ICSF Trusted Key Entry Workstation User's Guide*.

How application programs obtain service

Application programs and utility programs obtain services from the security product by issuing service requests to the runtime subsystem of software and hardware. Use a procedure call according to the rules of your application language.

When the cryptographic services access layer receives requests concurrently from multiple application programs, it serializes the requests and returns a response for each request. There are other multiprocessing implications arising from the existence of a common master-key and a common key-storage facility. These implications are covered by separate topics of this publication.

The way application programs and utilities are linked to the API services depends on the computing environment. In the Linux environment, the operating system dynamically links application security API requests to the subsystem shared object library code. Compile application programs that use CCA and link the compiled programs to the CCA library. The library and its default distribution location is `/usr/lib64/libcsulcca.so`.

Together, the security API shared library and the environment-dependent request routing mechanism act as an agent on behalf of the application and present a request to the server. Requests can be issued by one or more programs. Each request is processed by the server as a self-contained unit of work. The programming interface can be called concurrently by applications running as different processes. The security API can be used by multiple threads in a process and is thread safe.

In each server environment, a device driver provided by IBM supplies low-level control of the hardware and passes the request to the hardware device. Requests can require one or more I/O commands from the security server to the device driver and hardware.

The security server and a directory server manage key storage. Applications can store locally used cryptographic keys in a key-storage facility. This is especially useful for long-life keys. Keys stored in key storage are referenced using a key label. Before deciding whether to use the key-storage facility or to let the application retain the keys, consider system design trade-off factors, such as key backup, the impact of master-key changing, the lifetime of a key, and so forth.

Overlapped processing and load balancing

You can maximize throughput by organizing your application or applications to make multiple, overlapping calls to the CCA API.

Calls to the CCA security API are synchronous, that is, your program loses control until the verb completes. Multiple processing-threads can make concurrent calls to the API.

You can maximize throughput by organizing your application or applications to make multiple, overlapping calls to the CCA API. You can also increase throughput by employing multiple coprocessors, each with CCA. You can maximize throughput by organizing your application (or applications) to make multiple, overlapping calls to the CCA API. You can also increase throughput by employing multiple coprocessors, each with CCA. Another way to maximize throughput is to make use of the AUTOSELECT option for automatic load-balancing. See [“Multi-coprocessor selection capabilities” on page 9](#).

Within the coprocessor, the CCA software is organized into multiple threads of processing. This multiprocessing design is intended to enable concurrent use of the coprocessor's main engine, PCIe communications, DES and Secure Hash Algorithm-1 (SHA-1) engine, and modular-exponentiation engine.

Host-side key caching

Calls to the CCA security API are synchronous, that is, your program loses control until the verb completes. Multiple processing-threads can make concurrent calls to the API.

CCA provides caching of key records obtained from key storage within the CCA host code. However, the host cache is unique for each host process. If different host processes access the same key record, an update to a key record caused in one process does not affect the contents of the key cache held for other processes. Caching of key records within the key-storage system can be suppressed so all processes access the most current key-records. To suppress caching of key records, use the SET command to set the environment variable CSUCACHE to NO. If this environment variable is not set, or is set to anything other than NO, caching of key records will not be suppressed. The CSUCACHE environment variable does not impact CPACF translated key caching.

Domain selection capabilities

Beginning with CCA 6.0 and Linux kernel version 4.10, the user can exploit multiple domains.

To find out the available domains on your partition use the **lszcrypt** command:

```
# lszcrypt
CARD.DOMAIN  TYPE  MODE      STATUS  REQUEST_CNT
-----
00           CEX5C CCA-Coproc online   36
00.0005     CEX5C CCA-Coproc online   10
00.001f     CEX5C CCA-Coproc online    7
```

In the example, there is a single card, designated ID 0. For card 0 there are two domains available, X'05' and X'1f' (31 decimal).

There is a default domain for the system, which can be retrieved using the following command:

```
# cat /sys/bus/ap/ap_domain
```

CCA uses this default domain if no other choice is made using the CSU_DEFAULT_DOMAIN environment variable.

You can configure a CCA application to use the multi-domain capabilities with the environment variable CSU_DEFAULT_DOMAIN, or dynamically with the CCA verbs CSUACRA and CSUACRD. The CCA library scans the environment variable one time when the application starts, but not for every request. To achieve more dynamic allocations, use CSUACRA and CSUACRD. CCA does not try to fix bad values for the variable. An error is returned for each request sent to an unconfigured domain, and information is placed into the system log.

Using CSU_DEFAULT_DOMAIN

• Selecting a single domain

To set a single domain for use by the current application, whether that is a configuration utility (such as panel.exe) or a production business application, set the CSU_DEFAULT_DOMAIN variable to the decimal number for that domain. Continuing with the previous example, if domain 31 is desired, use this command:

```
# export CSU_DEFAULT_DOMAIN=31
```

Use cases for a single-domain configuration in a multi-domain system image

- When setting master keys for multiple domains on the same card using the **panel.exe** utility, set the default domain to the desired value in between configuration actions to target the correct domain.

- If there are two applications that run on the same system but require unique master keys and unique key storage locations:
 - Configure domain X on all cards with the master key for *application_1*, and configure domain Y on all cards with the master key for *application_2*.
 - Create unique key storage for each application.
 - Set the CSU_DEFAULT_DOMAIN environment variable for each application.

- **Selecting any domain**

Similar to the multi-card load-balancing approach, there is a way to request that the Linux device driver load-balances your requests across all domains. It is best used in concert with the multi-card load-balancing approach since there is no extra performance capacity available by using a second domain from the same card. **It is very important that all used domains are configured with the same master key.** Also, further required configuration (such as decimalization tables) must be the same for all domains, if they are made available to a system that exploits multi-domain load-balancing.

To configure multi-domain load-balancing, use this command:

```
# export CSU_DEFAULT_DOMAIN=DOM-ANY
```

Domain query capabilities

If you exploit multiple domains, you can query information about the domains in use.

To find out the available domains on your partition use the **lszcrypt** command as shown in “[Domain selection capabilities](#)” on page 8.

Use the CSUACFQ verb to find out the enabled control and usage domains. Also, use this verb to query the number of domains allocated for the system.

Multi-coprocessor selection capabilities

Multi-coprocessor selection capabilities allow you to employ more than one CCA coprocessor.

When more than one CCA coprocessor is installed, an application program can control which CCA coprocessor to use. It can explicitly select a CCA coprocessor, it can switch on the AUTOSELECT option, or it can optionally employ the default CCA coprocessor.

AUTOSELECT option

If switched on, the AUTOSELECT option overrides an explicit CCA coprocessor selection and default CCA coprocessor selection for all verbs (except those listed in “[Verbs that ignore AUTOSELECT](#)” on page 10).

When the AUTOSELECT option is switched on, the CCA coprocessor to be used by a verb will be selected by the operating system (the Linux device driver) from the set of available CCA coprocessors, including any coprocessors loaded with CCA user defined function (UDX) code. The Linux device driver chooses a CCA coprocessor based on a policy for load balancing.

To switch on the AUTOSELECT option, use the Cryptographic Resource Allocate verb (CSUACRA). Alternatively, the AUTOSELECT option can be switched on at program start by setting the environment variable CSU_DEFAULT_ADAPTER to the value DEV-ANY. For example:

```
export CSU_DEFAULT_ADAPTER=DEV-ANY
```

To switch off the AUTOSELECT option, use the Cryptographic Resource Deallocate verb (CSUACRD).

Master key coherence for AUTOSELECT

When using the AUTOSELECT option, all CCA coprocessors accessible by the operating system must have the same state. In particular, they must be configured with the same master key as appropriate for the services in use. For example, if your application uses only DES functions and you enable AUTOSELECT,

then the SYM-MK should be the same across all accessible CCA coprocessors. If you use any RSA functions from PKA verbs, then the ASYM-MKs must be the same. For AES usage the AES-MKs must match, and for ECC the APKA-MK must match.

Verbs that ignore AUTOSELECT

The following verbs ignore the AUTOSELECT option and use the explicitly selected or default CCA coprocessor instead. These verbs act as if the AUTOSELECT option does not exist, acting exactly as they did in prior releases in which AUTOSELECT was not present.

<i>Table 5. Verbs that ignore AUTOSELECT</i>	
Verb	Explanation
CSUACFQ	When querying CCA coprocessor state it is important to retrieve data from the explicitly queried CCA coprocessor.
CSUARNT	When testing adapter health it is also important to receive explicit results.
CSNDRKL, CSNDRKD	Listing and managing the retained keys for a CCA coprocessor requires dealing with explicitly selected CCA coprocessors. Note that it is specifically not recommended to use any retained key functions (such as choosing to use retained keys with PKA verbs) when AUTOSELECT is active. By their very nature retained keys are tied to the specific CCA coprocessor where they were created
CSNBMKP	Managing the Master Keys for a CCA coprocessor also requires explicit allocation and de-allocaton to achieve expected results.
HOST-only verbs	Some verbs are not impacted by AUTOSELECT simply because they never use the CCA coprocessor. These verbs take actions that do not involve secrets guarded by the card Master Keys. These include: CSUACFV, CSNBKSI, CSNBCVG, CSNBKTB, CSNBKTB2, CSNBKTP, CSNBKTP2, CSNBT310, CSNBT31R, CSNBT31P, CSNBAKRC, CSNBAKRD, CSNBAKRL, CSNBAKRR, CSNBAKRW, CSNBKRC, CSNBKRD, CSNBKRL, CSNBKRR, CSNBKRW, CSNDKRC, CSNDKRD, CSNDKRL, CSNDKRR, CSNDKRW, CSNDPKB, CSNDPKX
CPACF using verbs	Some verbs use the CPACF according to configuration of appropriate environment variables. These verbs will ignore AUTOSELECT if told to use CPACF. These include: CSNBOWH, CSNBDEC, CSNBENC, CSNBSAE, CSNBSAD, CSNBMGN, CSNBMVR

Explicit CCA coprocessor selection

To explicitly select a CCA coprocessor, use the Cryptographic Resource Allocate verb (CSUACRA). This verb allocates a CCA coprocessor loaded with the CCA software. When a CCA coprocessor is allocated and the AUTOSELECT option is not on, CCA requests are routed to it until it is de-allocated. Similarly, when a CCA coprocessor is allocated and one of the verbs that ignore the AUTOSELECT option is used, then CCA requests are routed to it until it is de-allocated.

To de-allocate an allocated coprocessor, use the Cryptographic Resource Deallocate verb (CSUACRD). When a coprocessor is not allocated (either before an allocation occurs or after the cryptographic resource is de-allocated), requests are routed to the default coprocessor unless the AUTOSELECT option is on.

Note: The scope of the Cryptographic Resource Allocate and the Cryptographic Resource Deallocate verbs is to a thread. A multi-threaded application program can use all of the installed CCA coprocessors

simultaneously. A program thread can use only one of the installed coprocessors at any given time, but it can switch to a different installed coprocessor as needed. To perform the switch, a program thread must deallocate an allocated cryptographic resource, if any, and then it must allocate the desired cryptographic resource. The Cryptographic Resource Allocate verb fails if a cryptographic resource is already allocated.

Listing CCA coprocessors

With the first call to CCA from a process, CCA associates coprocessor designators CRP01, CRP02, and so on with specific coprocessors. The host determines the total number of coprocessors installed through a call to the coprocessor device driver. Adding, removing, or relocating coprocessors can alter the number associated with a specific coprocessor. The host then polls each coprocessor in turn to determine which ones contain the CCA firmware. As each coprocessor is evaluated, the CCA host associates the identifiers CRP01, CRP02, and so forth to the CCA coprocessors. CCA coprocessors loaded with a UDX extension are also assigned a CRP nn identifier.

For a specific device driver, names such as these are used: CRP nn , card nn , AP nn , and so forth, where the nn values normally do not match (for example, some start with 0, others start with 1).

To determine the coprocessor type of a card (one out of CEX4C through CEX7C), use one of these methods:

- Invoke the Cryptographic Facility Query verb (see [“Determining if a card is a CEX4C, CEX5C, CEX6C, or a CEX7C”](#) on page 115).
- Use the **lszcrypt** command (see [“Confirming your cryptographic devices”](#) on page 1330).
- Use the hwtype attribute of your cryptographic devices in sysfs (see the version of *Device Drivers, Features, and Commands*, that applies to your distribution).
- Run the **panel.exe** utility installed with the RPM, using option **-x (panel.exe -x)**, to get a quick summary of cards available and their status. See [“The panel.exe utility”](#) on page 1347.
- Run **ivp.e**, another utility installed with the RPM, which gives more detailed information about each card available. See [Chapter 33, “Utilities,”](#) on page 1345.

Note that the mapping of logical card identifiers such as CRP01 and CRP02 to physical cards in your machine is not defined. This is because the mapping can change depending on the machine and its configuration. If your application needs to identify specific coprocessor cards, you can do one of the following:

- Use the Cryptographic Facility Query verb (see [“Cryptographic Facility Query \(CSUACFQ\)”](#) on page 114) with the STATCARD or STATCRD2 **rule_array** keyword
- Use the **panel.exe** utility program with option **-x**, in order to read a card's serial number (see [“The panel.exe utility”](#) on page 1347).

Default CCA coprocessor

The selection of a default device occurs with the first CCA call to a coprocessor. When the default device is selected, it remains constant throughout the life of the thread. Changing the value of the environment variable after a thread uses a coprocessor does not affect the assignment of the default coprocessor. If a thread with an allocated coprocessor ends without first de-allocating the coprocessor, excess memory consumption results. It is not necessary to deallocate a cryptographic resource if the process itself ends. It is suggested only if individual threads end while the process continues to run.

You can alter the default designation by explicitly setting the CSU_DEFAULT_ADAPTER environment variable. This is accomplished by issuing following command:

```
export CSU_DEFAULT_ADAPTER=CRPxx
```

Replace CRP xx with the identifier for the resource you wish to use, such as CRP02. The rpm limits the maximum value of xx such that CRP01 through CRP08 are the valid identifiers for the default coprocessor (limited by the number of coprocessors actually configured).

When cards of multiple types (CEX*C) are active in the same system, note the following:

- The CCA library detects CEX*C adapters and intermingle them in the CRPxx adapter instance list. This is a list of all available adapters, in the order that they were discovered by the device driver.
- The default adapter will be the lowest numbered CEX*C instance, that is, the newest adapter level, found by the device driver. For example, if the ordered discovery list is: [CEX3C, CEX4C, CEX3C, CEX4C], the default adapter will be the first CEX4C.
- A user can specify the proper CRPxx number to allocate and work with any card (CEX*C) .
- For a specific device driver, names such as these are used: CRPnn, cardxx, APxx, and so forth, where the xx values normally do not match (for example, some start with 0, others start with 1).

CPACF support

Central Processor Assist for Cryptographic Functions (CPACF) must be configured and enabled on the system before you can use it.

CPACF support has these features:

- [“Environment variables that affect CPACF usage” on page 12](#)
- [“Access control points that affect CPACF protected key operations” on page 13](#)
- [“CPACF operation \(protected key\)” on page 13](#)
- [“CCA library CPACF preparation at startup” on page 15](#)
- [“Interaction between the default card and use of protected key CPACF” on page 16](#)

Environment variables that affect CPACF usage

The CSU_HCPUACL and CSU_HCPUAPRT environment variables control whether the CPACF is used for certain CCA functions.

These variables are overridden by the explicit use of the Cryptographic Resource Allocate (CSUACRA) and Cryptographic Resource Deallocate (CSUACRD) verbs to enable or disable these access patterns. To avoid confusion, the environment variables are given similar names to the keywords used by Cryptographic Resource Allocate (CSUACRA) and Cryptographic Resource Deallocate (CSUACRD).

Note: The default values listed here are valid even if these environment variables are not defined. Their settings represent default policy decisions made in the library code.

CSU_HCPUACL

Use the CSU_HCPUACL variable to allow CPACF for clear key operations and hashing algorithms.

Set CSU_HCPUACL to 1 in a profile setup file or with this command:

```
export CSU_HCPUACL=1
```

Setting this variable to any other value (except for the case where the variable has not been set, as noted above) results in disabling the use of the CPACF for clear key operations and hashing algorithms. The default is 1, meaning that the function is enabled.

Affected verbs

- MDC Generate (CSNBMDG)
- One-Way Hash (CSNBOWH)
- Symmetric Algorithm Decipher (CSNBSAD, clear key AES)
- Symmetric Algorithm Encipher (CSNBSAE, clear key AES)

CSU_HCPUAPRT

Use the CSU_HCPUAPRT variable to use CPACF for protected key (translated secure key) operations.

Set CSU_HCPUAPRT to 1 in a profile setup file or with this command:

```
export CSU_HCPUAPRT=1
```

Setting this variable to any other value (except for the case where the variable has not been set, as noted above) results in disabling the use of the CPACF for protected key (translated secure key) operations. The default is 0, meaning that the function is disabled.

Affected verbs

- Decipher (CSNBDEC)
- Encipher (CSNBENC)
- MAC Generate (CSNBMGN)
- MAC Verify (CSNBMVR)
- Symmetric Algorithm Decipher (CSNBSAD, protected key AES)
- Symmetric Algorithm Encipher (CSNBSAE, protected key AES)

Access control points that affect CPACF protected key operations

There are certain access points that enable the protected key feature.

High-performance secure DES keys

This is bit X'0295', and is set ON by default.

This ACP enables translating DES keys for use with the CPACF. Without this bit set ON, the call to the CEX*C to rewrap the key under the CPACF wrapping key will fail with a return code 8 and reason code 90, which will in turn imply disabling the use of this function by the host user. This error will not be returned to the user, instead the operation will be sent to the CEX*C. Because the default value of the bit is ON, it is assumed that the user will know that it is set OFF on purpose. A return code 8 and reason code 90 will cause no further requests to go to the CEX*C verb that translates keys, in an effort to preserve normal path performance.

High-performance secure AES keys

This is bit X'0296', and is set ON by default.

This ACP enables translating AES keys for use with the CPACF. Without this bit set ON, the call to the CEX*C to rewrap the key under the CPACF wrapping key will fail with a return code 8 and reason code 90, which will in turn imply disabling the use of this function by the host user. This error will not be returned to the user, instead the operation will be sent to the CEX*C. Because the default value of the bit is ON, it is assumed that the user knows that it is set OFF on purpose. A return code 8 and reason code 90 do not cause further requests to go to the CEX*C verb that translates keys, in an effort to preserve normal path performance.

CPACF operation (protected key)

These are details for Central Processor Assist for Cryptographic Functions (CPACF) usage by the host library.

At system power-on, the CPACF generates a new Key Encryption Key (KEK, kek-t) for wrapping translated keys.

Figure 2 on page 14 illustrates the CPACF layer as it relates to the security access API and cryptographic engine. The CPACF exploitation layer examines commands received by the security server to see if they can be redirected to the CPACF. If so, this layer makes preparations (including translating secure keys to protected keys), and then call the CPACF directly. If all preparations and the CPACF operations are successful, the results are returned as a normal return through the security server. For any errors, the

command is redirected back through the security server to the normal path, using the allocated CEX*C for the thread making the call.

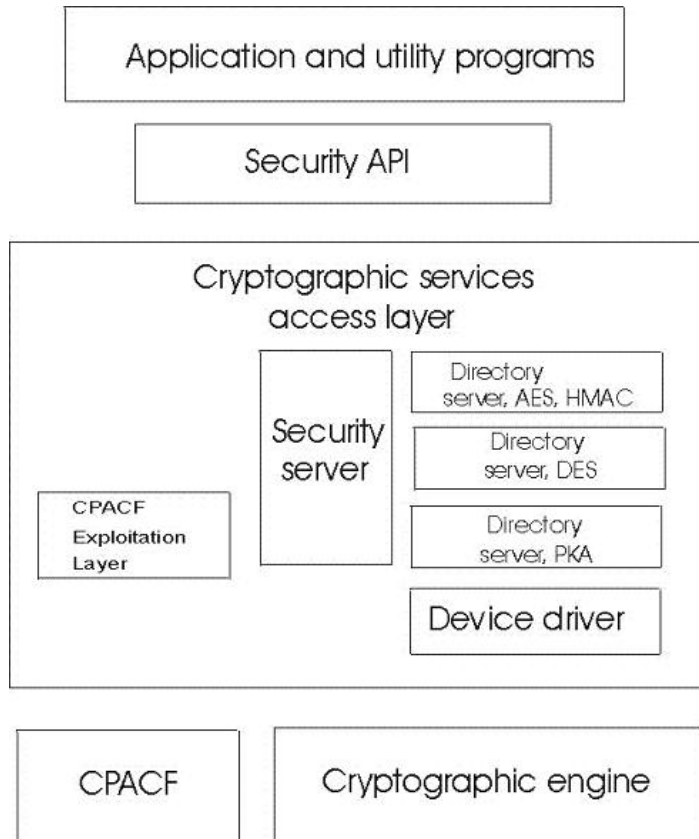


Figure 2. CPACF

Clear key or No key: For operations that do not use keys (such as hash algorithms) or operations that use keys that are not encrypted under the card master key, (called *clear keys*), no translation is necessary and the CPACF is used immediately. However, the generation of clear keys requires an available CEX*C feature.

Protected key: The device driver and the other layers are used for protected key support, for translating keys. This relationship is similar to the 'directory server' relationship: a translation layer invisible to the customer. After translation the 'translated-key' is stored in an invisible runtime cache so that the next use of the key can avoid the translation step. For protected key usage, a CEX*C feature must be available and allocated for use by the thread.

CPACF service actions and running applications: The CPACF is an independent hardware unit, like the CEX*C itself, and can be independently configured available or unavailable while a Linux instance is running by service technicians performing service actions. If the CPACF is cycled it will generate a new wrapping key for translated keys, invalidating all of the keys in the CCA library key translation cache. Therefore, it is never advisable to attempt such a service action while there are system instances with applications running that use the CPACF.

If such an action is undertaken, applications should be stopped and restarted so that the `libcsulcca.so` is unloaded from memory and reloaded. This will cause the key cache to be cycled. A more complete measure would be to reboot system images. If these precautions are disregarded and a CPACF service action is undertaken as described, application crashes may ensue with a SIGSEGV error. This could occur due to translated keys wrapped under outdated CPACF wrapping keys being used.

A normal system-wide power cycle will cause the CPACF to generate a new wrapping key by design, however, this action also of course cycles all of the hosted system LPARs and VM system images so there is no problem; translated keys are not cached in permanent storage.

Using keys with CPACF, protected key

Follow the steps in this procedure to use keys with CPACF, protected key.

Procedure

1. An eligible CCA verb call (see lists in [“Access control points that affect CPACF protected key operations” on page 13](#)) specifying a key token or key identifier for a key token that is a normal internal CCA key token, called key-e here, comes into the CCA library.
2. The CCA library verifies that a CEX*C is available for key translation. If not, then the standard **no-available-device** error is returned.
3. The CCA library tries to find an already translated version (key-t) that matches the key-e passed into the CCA library.
 - The user application (CCA library in this case) must cache translated key-t objects in RAM, using the key-e tokens as references.
4. If a key-t is not found for the key-e used:

The CCA library translates the key-e to a key-t for use with the CPACF using CCA secure services, then caches the key pair.
5. At this point, either a fresh key-t has been obtained, or a key-t was found in RAM cache for the operation.
6. The CCA library directs the operation to the CPACF using the key-t.

Results

The **panel.exe --list-cpacf** command displays all the supported CPACF functions. This is especially useful on a z/VM system, to make sure that the protected key functions are available. For details, see [“The panel.exe utility” on page 1347](#).

Using keys with CPACF, clear key or no key

Follow the steps in this procedure to use keys with CPACF, clear key or no key.

Procedure

1. An eligible CCA verb call (see lists in [“Access control points that affect CPACF protected key operations” on page 13](#)) comes into the CCA library.
2. No CEX*C is necessary, so no check for availability or Cryptographic Resource Allocate (CSUACRA) call will be implied.
3. The CCA library prepares an appropriate CPACF clear key (key-c) structure using the clear key passed to the CCA verb (key-v).
4. The CCA library directs the operation to the CPACF using the key-c.

CCA library CPACF preparation at startup

When the CCA library first starts up, it must take some initialization steps to prepare for using the Central Processor Assist for Cryptographic Functions (CPACF).

Procedure

1. Check configuration options to see if either is set to ON, allowing some use of the CPACF. If neither is on, skip the rest of initialization
2. Check for existence and configuration of the CPACF.

Interaction between the default card and use of protected key CPACF

While the CPACF can be used to encrypt and decrypt data in the absence of a CEX*C, for protected key operations, a CEX*C is still necessary and it must be the allocated or default adapter for the thread doing the processing.

Using the AUTOSELECT option and the use of protected key CPACF

While the CPACF can be used to encrypt and decrypt data in the absence of a CEX*C, for protected key operations a CEX*C is still necessary, because the users' key tokens are translated with a service only available on the CEX*C for use with the CPACF.

Therefore, when enabling the AUTOSELECT option, all CCA coprocessors available to the operating system must be CEX3C or newer. See [“Multi-coprocessor selection capabilities”](#) on page 9 for more information.

Security API programming fundamentals

You obtain CCA cryptographic services from the coprocessor through procedure calls to the CCA security application programming interface (API).

Most of the services provided are considered an implementation of the IBM Common Cryptographic Architecture (CCA). Most of the extensions that differ from other IBM CCA implementations are in the area of the access-control services. If your application program is used with other CCA products, compare the product literature for differences.

Your application program requests a service through the security API by using a procedure call for a verb. The term *verb* implies an action that an application program can initiate. Other publications might use the term *callable service* instead. The procedure call for a verb uses the standard syntax of a programming language, including the entry-point name of the verb and the parameters of the verb. Each verb has an entry-point name and a fixed-length parameter list.

The security API is designed for use with high-level languages, such as C, COBOL, or RPG and for low-level languages, such as assembler language. It is also designed to enable you to use the same verb entry-point names and variables in the various supported environments. Therefore, application code you write for use in one environment generally can be ported to additional environments with minimal change.

Verbs, variables, and parameters

Certain information is included for each verb, including the entry-point name and the parameter list.

Each verb has an entry-point name and a fixed-length parameter list. Part 2, [“CCA verbs,”](#) on page 101 describes each verb, and includes the following information for each verb:

- Pseudonym
- Entry-point name
- Description
- Format
- Parameters
- Restrictions
- Required commands
- Usage notes
- Related information
- JNI version

Pseudonym

Also known as a general-language name or verb name. This name describes the function that the verb performs, such as Key Generate.

Entry-point name

Also known as a computer-language name. This name is used in your program to call the verb. Each verb's 7 or 8 character entry-point name begins with one of the following prefixes:

CSNB

Generally, the AES and DES verbs

CSND

Public key cryptography verbs, including RSA and Elliptic Curve

CSUA

Cryptographic-node and hardware-control verbs

The last three or four letters in the entry-point name after the prefix identify the specific verb in a group and are often the first letters of the principal words in the verb pseudonym.

When verbs are described throughout this publication, they are sometimes referred to by the pseudonym, and at other times by the pseudonym followed by the entry-point name in parenthesis. An example of this is: Key Generate (CSNBKGN).

The verb prefixes used here are different from those used by the Integrated Cryptographic Service Facility (ICSF).

Description

The verb is described in general terms. Be sure to read the parameter descriptions because these add additional detail.

Format

The format section for each verb lists the entry-point name followed by the list of parameters for the verb. You must code all the parameters, and they must be in the order listed.

```
entry-point name(  
    return_code,  
    reason_code,  
    exit_data_length,  
    exit_data,  
    parameter_5,  
    parameter_6,  
    ...  
    parameter_n)
```

Parameters

All information exchanged between your application program and a verb is through the variables identified by the parameters in the procedure call. These parameters are pointers to the variables contained in application program storage that contain information to be exchanged with the verb. Each verb has a fixed-length parameter list and though all parameters are not always used by the verb, they must be included in the call.

The first four parameters are the same for all of the verbs. For a description of these parameters, see [“Parameters common to all verbs” on page 18](#). For the description of the remaining parameters, see the definitions with the individual verbs.

In the description for each parameter, data flow direction and data type are indicated, as follows.

Direction: *direction*

Type: *data type*

direction The parameter descriptions use the following terms to identify the flow of information:

Input

The application program sends the variable to the verb (to the called routine).

Output

The verb returns the variable to the application program.

Input/Output

The application program sends the variable to the verb or the verb returns the variable to the application program, or both.

data type Data identified by a verb parameter can be a single value or a one-dimensional array. If a parameter identifies an array, each data element of the array is of the same data type. If the number of elements in the array is variable, a preceding parameter identifies a variable that contains the actual number of elements in the associated array. Unless otherwise stated, a variable is a single value, not an array.

For each verb, the parameter descriptions use the following terms to describe the type of variable:

Integer

A CCA integer (CCAINT). On Linux on Z, this is defined as the system type *long*. On other platforms this has been defined as a 4-byte (32-bit), signed, two's-complement binary number. (CCA for Linux on Z has always defined the CCA integer as *long*).

String

A series of bytes where the sequence of the bytes must be maintained. Each byte can take on any bit configuration. The string consists only of the data bytes. No string terminators, field-length values, or typecasting parameters are included. Individual verbs can restrict the byte values within the string to characters or numerics.

Character data must be encoded in the native character set of the computer where the data is used. Exceptions to this rule are noted where necessary.

Array

An array of values, which can be integers or strings. Only one-dimensional arrays are permitted. For information about the parameters that use arrays, see [“The rule_array and other keyword parameters” on page 19](#).

Restrictions

Any restrictions are noted.

Required commands

Any access control points required to use the verb are described here.

Usage notes

Usage notes about this verb are listed.

Related information

Any related information is noted.

JNI version

If the verb has a Java Native Interface version, it is described.

Commonly encountered parameters

Some parameters are common to all verbs and other parameters are used with many of the verbs.

- [“Parameters common to all verbs” on page 18](#)
- [“The rule_array and other keyword parameters” on page 19](#)
- [“Key tokens, key labels, and key identifiers” on page 19](#)

Parameters common to all verbs

A parameter is an address pointer to the associated variable in application program storage.

The first four parameters (**return_code**, **reason_code**, **exit_data_length**, and **exit_data**) are the same for all verbs:

return_code

The return code specifies the general result of the verb. [Chapter 19, “Return codes and reason codes,” on page 971](#) lists the return codes.

reason_code

The reason code specifies the result of the verb that is returned to the application program. Each return code has different reason codes assigned to it that indicate specific processing problems. Chapter 19, “Return codes and reason codes,” on page 971 lists the reason codes.

exit_data_length

A pointer to an integer value containing the length of the string (in bytes) that is returned by the **exit_data** value. This parameter should point to a value of zero, to ensure compatibility with any future extension or other operating environment.

exit_data

The data that is passed to an installation exit. Exits are not supported and no exit data is allowed in this parameter.

Restriction: The **exit_data_length** and **exit_data** variables must be declared in the parameter list. The **exit_data_length** parameter should be set to B'0'.

The rule_array and other keyword parameters

The **rule_array** parameter and some other parameters use keywords to transfer information.

Generally, a **rule_array** consists of a variable number of data elements that contain keywords that control specific details of the verb process. Almost all keywords, in a **rule_array** or otherwise, are eight bytes in length, and should be uppercase, left-aligned, and padded on the right with space characters. Because not all implementations fold lowercase characters to uppercase, you should always code the keywords in uppercase.

The number of keywords in a **rule_array** is specified by a **rule_array_count** variable, an integer that defines the number of 8-byte elements in the array.

In some cases, a **rule_array** is used to convey information other than keywords between your application and the server. This is, however, an exception. For a list of key types that are passed in the **rule_array** keyword, see [Table 7 on page 43](#).

Key tokens, key labels, and key identifiers

Essentially all cryptographic operations employ one or more keys. In CCA, keys are retained within a structure called a *key token*.

A verb parameter can point to a variable that contains a key token. Generally you do not need to be concerned with the details of a key token. You can deal with it as an entity.

Key tokens are described as either internal, operational, or external, as follows:

Internal

A key token that contains an encrypted key for local use. The cryptographic engine decrypts an internal key to use the key in a local operation. When a key is entered into the system, it is always encrypted if it appears outside the protected environment of the cryptographic engine. The engine has a special key-encrypting key, called a master key. This key is held within the engine to wrap and unwrap locally used keys.

Operational

An internal key token that is complete and ready for use and contains a key that is encrypted under a master key. During entry of a key, the internal key-token can have a flag set indicating the key information is incomplete.

External

A key token that contains a key that is either in the clear or is encrypted by some key-encrypting key other than the master key. Generally, when a key is to be transported from place to place or is to be held for a significant period of time, the key must be encrypted with a transport key. A key wrapped by a (transport) key-encrypting key is designated as being external.

RSA and ECC public-keys are not encrypted values and, when not accompanied by private-key information, are retained in an external key-token.

Internal key tokens can be stored in a file maintained by the directory server. These key tokens are referenced by use of a key label. A *key label* is an alphanumeric string you place in a variable and reference with a verb parameter.

Parameter descriptions specify how you can provide a key using these terms:

Key token

The parameter must contain a proper key-token structure.

Key label

The parameter must contain a key-label string used to locate a key record in key storage.

Key identifier

The parameter must contain either a key token or a key label. The first byte in the parameter indicates whether it contains a key token or a key label.

X'00'

indicates a DES null key-token.

range X'01' - X'1F'

indicates that the variable is processed as a key token.

range X'20' - X'FE'

indicates that the variable is processed as a key label. There are additional restrictions on the value of a key label.

X'FF'

raises an error condition when passed to the API.

How to compile and link CCA application programs

The CCA RPM includes C libraries that you can use to build CCA C applications.

One of these libraries also supports a Java Native Interface (JNI) that you can use to build CCA Java applications. The CCA RPM also includes Java libraries with front end classes for the JNI.

The C libraries and their default distribution locations are:

/usr/lib64/libcsulcca.so.*

The `libcsulcca.so` library is the main interface library to most CCA interface calls. It contains all CCA verbs apart from the Master Key Process (CSNBMKP) verb. The names of the verbs and their parameters are listed in the C header file `csulincl.h`.

This library also contains the C support for the JNI.

/usr/lib64/libcsulccamk.so.*

This library contains the Master Key Process (CSNBMKP) verb and is required for applications that use the master key process (see [“Using the Master Key Process \(CSNBMKP\) verb”](#) on page 21).

CCA 5.0 includes two versions of the Java libraries:

New version introduced with CCA 4.2

As of CCA 4.2, new Java libraries that use the Java package infrastructure are included. These Java libraries and their default distribution locations are:

/opt/IBM/CCA/cnm/CNM.jar

This library contains the data classes used by the JNI (see [“Entry points and data types used in the JNI”](#) on page 22) and most JNI verb front end classes.

/opt/IBM/CCA/cnm/CNMMK.jar

This library contains the JNI front end class for the Master Key Process (CSNBMKP) verb.

Deprecated version - removed starting with CCA 5.0

Note that the CCA 5.0 rpm no longer contains the files mentioned in this section. However, CCA 4.2 still includes the Java libraries of earlier CCA versions to support your existing applications. These libraries contain all verbs available with CCA 4.2 but future additions will not be available in these libraries. The default distribution locations of these deprecated libraries are:

/opt/IBM/CCA/cnm/HIKM.zip

This library contains the data classes used by the JNI (see [“Entry points and data types used in the JNI”](#) on page 22) and most JNI verb front end classes.

/opt/IBM/CCA/cnm/HIKMMK.zip

This library contains the JNI front end class for the Master Key Process (CSNBMKP) verb.

See [“Calling the CCA JNI using the Java package infrastructure”](#) on page 21 for more information about the two versions of the Java libraries.

The CCA RPM also includes C and Java sample programs that help you develop your application (see [“Building C applications using the CCA libraries”](#) on page 21 and [“JNI sample modules and sample code”](#) on page 22).

Using the Master Key Process (CSNBMKP) verb

`/usr/lib64/libcsulccamk.so` contains the Master Key Process (CSNBMKP) verb.

Any use of the `libcsulccamk.so` library is restricted because the library is installed so that only the root user (user ID of 0) and members of the group `cca_admin` have read access. The `cca_admin` group is added by the CCA RPM installation procedure. This is done to limit the ability of an untrusted user to copy the library with the purpose of reverse-engineering the master-key access methods inside it.

Furthermore, use of some specific access methods through the Master Key Process (CSNBMKP) verb are restricted to a corresponding Linux group membership of the user trying to make that access. [Table 379](#) on page 1341 contains a list of the groups and their functions.

Users without the required group membership are denied use. For more information, see [Master key load \(Step “7” on page 1339\)](#).

Building C applications using the CCA libraries

Perform these steps to build a C program from a make file.

Procedure

1. Change to the directory that contains the make file.
2. Issue this command to compile the program:

```
make -f <makefile>
```

For example, to use the make file of [“Sample program in C”](#) on page 1321, issue:

```
make -f makefile.lnx
```

Using the CCA JNI

You can use the Java native interface (JNI) to work with the CCA.

Calling the CCA JNI using the Java package infrastructure

Starting with CCA 5.0, there is only one method for calling the CCA JNI. Deprecated methods are no longer available, and therefore documented only in prior editions of this publication.

For more information, see topic [“JNI sample modules and sample code”](#) on page 22 about available sample programs.

When calling the CCA JNI, you need `import` statements in the Java source files. The JNI JAR files used by this method are `CNM.jar` and, for the master key process, `CNMMK.jar`.

See [“Building the Java byte code”](#) on page 23 for details about compiling and running Java applications with this method.

Entry points and data types used in the JNI

The Java entry points of CCA verbs are similar to the C entry points, except that a letter J is appended to the entry point name.

For example, CSNBKGN is the C entry point for the Key Generate verb, and CSNBKGNJ is the Java entry point for this verb. The detailed verb descriptions in [Part 2, “CCA verbs,” on page 101](#) include a section for the JNI interface.

The following data types are defined and used in the JNI:

hikmNativeNumber

Abstract data type. Parent for hikmNativeLong and hikmNativeInteger.

hikmNativeLong

64-bit native signed integer (type long), matching the C interface

Byte *

general pointer type to unsigned byte

hikmNativeInteger

This data type is deprecated.

Note: The data type *hikmNativeLong* is replacing the old type *hikmNativeInteger* since CCA version 5.2. Both types inherit from abstract class *hikmNativeNumber*. Thus, type *hikmNativeInteger* is still supported, so you can run existing applications with this deprecated data type. However, start using type *hikmNativeLong* for new applications instead, because *hikmNativeInteger* may be removed in the future.

The following documentation files (per default located in /opt/IBM/CCA/doc) provide information about these classes:

```
hikmNativeNumber.html
hikmNativeLong.html
hikmNativeInteger.html
```

A file named hikmNativeNumber.html provides information about this class. The default location of this file is /opt/IBM/CCA/doc directory.

JNI sample modules and sample code

To illustrate the two JNI access methods and also how to use the CCA JNI to call CCA verbs, sample modules are provided.

mac.java

illustrates JNI calls versus C calls to CCA.

This sample program calls the same CCA verbs as the sample C language program named mac.c.

This sample program uses the package infrastructure of the new JNI access method.

For more information about this sample program, see [“Sample program in Java” on page 1324](#).

RNGpk.java

illustrates the method available for calling the JNI.

- Java class implementations (*.java files) that call CCA JNI functions need an import line, such as this:

```
import com.ibm.crypto.cca.jni.*;
```

- The Java classpath must point to CNM.jar.

The default location of the sample code is /opt/IBM/CCA/samples for both, SUSE and Red Hat distributions.

Preparing your Java environment

Before you can compile and run Java applications that use the CCA Java Native Interface (JNI), you must install a Java version that is supported by your distribution.

Install Java from the distribution installation media or from other authorized sources for that distribution.

The CCA JNI has been tested with IBM Java version 1.8.0 for the following distributions:

- Red Hat Enterprise Linux 7.4
- Red Hat Enterprise Linux 6.9
- SUSE Linux Enterprise Server 11 SP4
- SUSE Linux Enterprise Server 12 SP3
- Ubuntu 16.04.4

Later versions of Java, as provided with a distribution, might work, although they have not been tested.

For compiling and running applications that use the CCA JNI, you need access to the **java** and **javac** executables. Use one of the following methods to ensure that you can call the command without preconditions:

- Add the path to the **java** and **javac** executable to your PATH environment variable.
- Create soft links from the **java** and **javac** executables from wherever they are located to a directory that is in your PATH environment variable by default, such as `/usr/bin`.

Note: IBM Java 1.7.0 interaction

Some users reported an issue with IBM Java, [support item IV52646](#). The following exception occurs:

```
Exception in thread "main" java.lang.UnsatisfiedLinkError: nio
(/usr/lib64/jvm/java-1.7.0-ibm-1.7.0/jre/lib/s390x/libnio.so:
symbol NET_Bind, version SUNWprivate_1.1 not defined in file libnet.so
with link time reference)
```

This occurs because the s390x version of the `libnio.so` library is being loaded when a Java program is run. The correct version is:

```
/usr/lib64/jvm/java-1.7.0-ibm-1.7.0/jre/lib/s390/libnio.so
```

To ensure that the application uses the correct version, do the following in the application environment as a test, and then add an appropriate adjustment to the application environment file (such as `.bashrc` or `.bash_profile`):

```
export LD_LIBRARY_PATH=/usr/lib64/jvm/java-1.7.0-ibm-1.7.0/jre/lib/
s390x:$LD_LIBRARY_PATH
```

Building Java applications using the CCA JNI

Call the CCA JNI using the Java package infrastructure.

This method is the preferred method for new applications.

Building the Java byte code

Perform these steps to compile a Java source file.

Procedure

1. Ensure that your `LD_LIBRARY_PATH` variable points to the CCA libraries. This example points to the default location:

```
export LD_LIBRARY_PATH=/usr/lib64
```

2. Change to the directory that contains the source code file of the program you want to compile.
3. Issue this command to compile a Java source code file `<program>.java`:

```
javac -classpath <fullpath>/CNM.jar <program>.java
```

where `<fullpath>` is the location of `CNM.jar`.

The following example uses the default path and the sample program of [“Sample program in Java”](#) on page 1324:

```
javac -classpath /opt/IBM/CCA/cnm/CNM.jar RNGpk.java
```

If the program uses the Master Key Process (CSNBMKP) verb, you must also include `CNMMK.jar` in the class path (see [“Using the Master Key Process \(CSNBMKP\) verb”](#) on page 21). Issue this command to compile such programs:

```
javac -classpath <fullpath>/CNM.jar:<fullpath>/CNMMK.jar <program>.java
```

Tip: Instead of using the `-classpath` option, you can set the `CLASSPATH` variable to point to `CNM.jar` and, if required, `CNMMK.jar`.

Running the Java byte code

Perform these steps to run a compiled Java program.

Procedure

1. Change to the directory that contains the compiled Java program you want to run.
2. Issue this command to run a program `<program>.class`:

```
java -classpath <fullpath>/CNM.jar:. <program>.class
```

where `<fullpath>` is the location of `CNM.jar`. The period (.) at the end of the class path ensures that Java can find `<program>.class` in the current directory.

The following example uses the default path and the compiled sample program of [“Sample program in Java”](#) on page 1324:

```
javac -classpath /opt/IBM/CCA/cnm/CNM.jar:. RNGpk.class
```

If the program uses the Master Key Process (CSNBMKP) verb in addition to other verbs, you must also include `CNMMK.jar` in the class path (see [“Using the Master Key Process \(CSNBMKP\) verb”](#) on page 21). Issue this command to run such programs:

```
java -classpath <fullpath>/CNM.jar:<fullpath>/CNMMK.jar:. <program>.class
```

Tip: Instead of using the `-classpath` option, you can set the `CLASSPATH` variable to point to `CNM.jar` and, if required, `CNMMK.jar`.

Chapter 2. Running CCA verbs in PCI-HSM 2016 compliance mode

Starting with the Crypto Express6 feature (CEX6S), the IBM Z cryptographic hardware offers the possibility to run CCA applications using keys that conform to the PIN Transaction Security (PTS) standards of the Payment Card Industry (PCI). This PCI PTS standard implemented on a hardware security module as of June 2016 is referred to in this documentation as PCI-HSM 2016 compliance mode.

When configured as a CCA coprocessor, CEX6C or later adapters are capable of running in PCI-HSM 2016 compliance mode. PCI-HSM compliant operation and the available compliance modes are explained in [“PCI-HSM 2016 compliance mode”](#) on page 25.

In order for the requirements of PCI-HSM 2016 to apply to a workload, the workload must be using compliant-tagged key tokens. Such a workload can be processed in the domain of a cryptographic coprocessor which is also switched into PCI-HSM 2016 compliance mode.

You can use a TKE V9.0 or higher to set a domain on the adapter to this PCI-HSM 2016 compliance mode. Then you can use the TKE to manually enter or create operational secure keys that have a compliance-tag, or you can create compliance-tagged keys directly from an application. Thus, the CCA applications that invoke services that use PCI-HSM 2016 compliant keys, also apply to the PTS standards of the Payment Card Industry (PCI).

Such a compliant-tagged key token is a key token that adheres to the requirements of the PCI-HSM 2016 compliance mode. Read [Chapter 28, “Using verbs and applications in PCI-HSM 2016 compliance mode,”](#) on page 1307 for more information.

For verbs that support PCI-HSM 2016 compliant-tagged key tokens, their description in [Part 2, “CCA verbs,”](#) on page 101 contains a note that indicates this support. Also, [Chapter 28, “Using verbs and applications in PCI-HSM 2016 compliance mode,”](#) on page 1307 provides a compact list of these verbs.

Watch the [TKE Demonstration Video](#) to learn how to use a TKE V9.0 to set a domain on a crypto adapter to PCI-HSM 2016 compliance mode.

The PCI-HSM 2016 compliance mode places certain restrictions on the use of compliant-tagged key tokens. For more detail, see [“Impact of the PCI-HSM 2016 compliance mode on the callable verbs”](#) on page 1307.

Existing applications prior to CCA release 6.0 that exploit verbs that are now PCI-HSM 2016 compliant, can be migrated to apply to PCI-HSM 2016 compliance mode. For more information, see [“Migrating applications to PCI-HSM 2016 compliance mode”](#) on page 1317.

PCI-HSM 2016 compliance mode

The IBM HSM provides a mode that enforces compliance with PCI-HSM requirements when compliance-tagged symmetric keys or compliant X.509 certificates are used. The TKE administrative workstation is

used to set the IBM HSM to the compliance mode by using a dual-control process. The TKE can also display whether the IBM HSM is currently in compliant mode.

IBM HSM modes

When working in PCI-HSM 2016 compliance mode, three modes are provided in an IBM cryptographic coprocessor (HSM). Learn how to switch an HSM from Normal mode to Imprint Mode and finally to Compliance Mode.

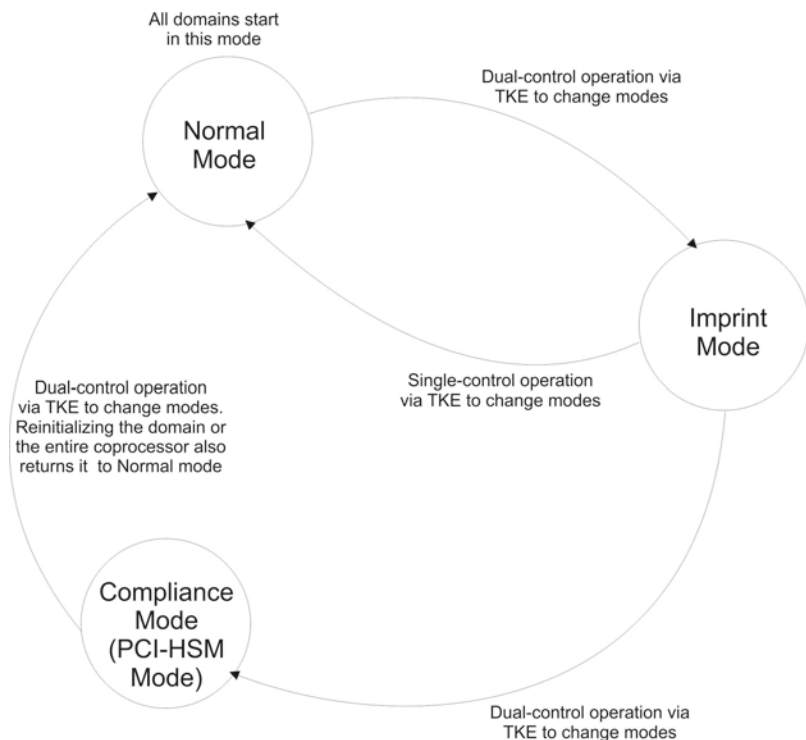


Figure 3. Operational modes of the IBM HSM

The subsequent sections describe each of these modes in more detail. Refer to the TKE documentation for information about how to use the TKE to change modes.

Normal Mode

All domains of the IBM HSM are in Normal Mode when the IBM HSM is first manufactured, or when it is reinitialized. Normal Mode is the legacy mode in which PCI-HSM requirements are not enforced. All modes have a sub-mode called Warn Mode, but it is particularly useful when in Normal Mode. Warn Mode is a feature provided to make it easier for customers to transition from their current non-compliant systems to systems that comply with PCI-HSM requirements. In Warn Mode, all applications run normally, but the IBM HSM provides warnings when non-compliant keys or operations are used. In this way, the customer can see what needs to be changed in the way their application uses the IBM HSM in order to achieve PCI-HSM compliance.

Imprint Mode

Imprint Mode is a transitional state between the non-compliant Normal Mode and the PCI-HSM 2016 compliance mode. The Imprint Mode initializes a chain of trust that protects all cryptographic keys that are PCI-HSM compliant. It creates a special administrative environment that enforces controls to ensure that administrators are configured to match the requirements of PCI-HSM compliance. The TKE is used to change from Normal Mode to Imprint Mode using a dual-control process. It is possible to return directly from Imprint Mode to Normal Mode using a single-control command to the IBM HSM.

The administrators used in the Normal Mode are IBM HSM-scope administrators. They can perform administrative functions on any of the domains (virtual IBM HSMs) in the IBM HSM. In Imprint mode, in preparation for PCI-HSM compliant operation, domain-scope administrators must be defined by the security officers from the TKE.

Domain-scope administrators only have the authority to perform administrative operations on a single domain. It is possible to install identical domain-scope administrators for multiple domains, if desired. This can simplify administration of related domains as a group.

While there is a single default domain-scope administrator defined when Imprint Mode is entered, the default domain-scope administrator is locked:

- The default public key associated with the default user profile is not allowed to be loaded for any other users.
- The capabilities of the role assigned to the default user cannot be changed.
- The default user cannot be used to load Master Key parts or as part of a dual control operation to enter Compliance Mode.

Non-default domain-scope administrators with the appropriate capabilities can be used to load Master Key parts and to set the Master Key while in imprint mode.

While in Imprint Mode, application programs can continue to operate as if the IBM HSM were in Normal Mode. All keys and API functions that worked in Normal Mode will work in Imprint Mode.

The secure audit log is enabled as part of the transition to Imprint Mode, and is forced to the non-wrapping mode of operation. See Section 11 for details on the secure log.

Compliance Mode

Compliance Mode, also called PCI-HSM 2016 compliance mode, provides a fully PCI-HSM compliant environment. The transition from Imprint Mode to Compliance Mode is performed with a TKE using a dual-control process.

The IBM HSM does not permit the use of any default (initial) administrative keys while in compliance mode, even if such keys have not been replaced or deleted.

The final state transition shown in Figure 3 on page 26 is a transition from Compliance Mode to Normal Mode. This is done using a dual-control operation performed using the TKE, and the transition takes the IBM HSM domain out of PCI-HSM compliant operation. Once in Normal Mode, the derived master key that was used to wrap the compliance-tagged CCA keys is unavailable, and thus none of the compliance-tagged keys for that domain can be used in Normal Mode. The operations that completely reinitialize a domain (**Zeroize domain**) or the entire IBM HSM (**Zeroize crypto module**) also return it to Normal Mode after clearing all sensitive data. The **Zeroize** - operations can be performed either with the TKE or using the support element (SE) on the IBM Z server.

The scope of an instance of PCI-HSM 2016 compliance mode is one domain of the IBM HSM. Domains are logically separate, and one domain can be in PCI-HSM 2016 compliance mode, while another domain is not. The two domains cannot share any keys or sensitive data, and cannot influence each other in any way.

While in Compliance Mode, PIN operations are restricted to those allowed under ISO 9564, including restrictions on translations between different PIN block formats.

Compliance warning events

CCA can generate warning events for operations that might need modifications to meet requirements for the request to be compliant. In the system log, the compliance warning indicates whether the request

was compliant or not, while the request processes normally with no change in behavior noticeable to the application.

Using the system log for warning events

You set the environment variable `CSU_CMP_WARN_MODE=SYSLOG` to indicate that the generation of warning events is desired.

- Warning events are generated for requests that can be successfully made compliant. When the request is potentially compliant, you can convert the used key tokens to compliant-tagged key tokens and the operation is successful.
- When the request is non-compliant, the key tokens, the verb, or the verb and rule combination must be updated to be compliant before the key tokens used can be converted to be compliant-tagged.

Warning events are generated for potentially successful requests where at least one of the key tokens that are used is an internal, version 00 or version 01 DES key token and none of the key tokens is already compliant-tagged. This includes external key tokens and output key tokens. For services that do not accept compliant-tagged key tokens, only internal key tokens that are used as input to the service are included in the event. For services that accept compliant-tagged key tokens, all key tokens that are used are included in the event.

Warning events are generated in the form of SYSLOG entries. See [“Generating warning events”](#) on page 1314 for more information and examples.

For detailed information about the format of generated warning events and the required steps for making applications compliant, read [“Migrating applications to PCI-HSM 2016 compliance mode”](#) on page 1317.

Using an alternative log for warning events

You can control to use an alternative log for warning events in an independent flat text file log that is managed by `libcsulcca.so`.

This new method is recommended for environments with `systemd`. Certain configurations of SYSLOG may not consistently be reliable for the purpose of putting every warning log message into the log file within a consistent time frame. This alternative log method is introduced to avoid potentially missing a compliance warning event.

To start using the new system log method, set the following environment variables using the allowed values and restart the application that is linked with `libcsulcca.so`.

To use the alternative log: `export CSU_CMP_WARN_MODE=ALTLOG`

To configure the alternative log file management, perform the following steps:

1. Specify a path to the log files.

The filename is not controlled by the user, but the path to the files is configurable. The path specified must be an absolute path, starting from the root of the filesystem. In practical terms it must begin with a slash (`'/'`). Use the following command to set the environment variable for the path:

```
export CSU_CMP_WARN_FILE_PATH=<your-absolute-path>
```

If the environment variable is not set, the default path is used:

```
/tmp
```

Using the default path and the pre-determined file names, the full paths and names would be:

```
/tmp/csucmpwarnlog  
/tmp/csucmpwarnlog.1  
..  
/tmp/csucmpwarnlog.<N>
```

File numbering starts at '0', so that `<N>` is the maximum count of files minus 1 (maximum - 1).

2. Define the maximum count of log files.

You can control the count of log files to maintain by using the following command:

```
export CSU_CMP_WARN_FILE_COUNT=<your-maximum-count>
```

The minimum value is 2. The maximum value is 25. The default value is 5.

Therefore a fully populated list of files at the default path and at default count would appear as shown:

```
/tmp/csucmpwarnlog  
/tmp/csucmpwarnlog.1  
/tmp/csucmpwarnlog.2  
/tmp/csucmpwarnlog.3  
/tmp/csucmpwarnlog.4
```

3. Define the maximum size of the log files.

Control the maximum size of each log file with the following environment variable:

```
export CSU_CMP_WARN_FILE_MAX=<your-maximum-size>
```

The minimum value is 1048576 (1 MB). The maximum value is 30 * 1048576 (30 MB). The default value is 5 * 1048576 (5 MB).

4. Control the file rotation.

File rotation is triggered when the next log message would not fit into the current log file without increasing the file size beyond the maximum file size (as configured, or the default maximum if not configured).

File rotation proceeds as follows for a maximum file count of N:

The N-2 file is changed to be the N-1 file, the last numbered file, which causes an unlink of the N-1 file if there already was one.

```
/tmp/csucmpwarnlog.<N-2> --> /tmp/csucmpwarnlog.<N-1>
```

Default values are used for all settings:

```
/tmp/csucmpwarnlog.3 --> /tmp/csucmpwarnlog.4
```

This is repeated for (N-3) --> (N-2) and so on, until the file numbered 1 has been changed' to be file numbered 2:

```
/tmp/csucmpwarnlog.1 --> /tmp/csucmpwarnlog.2
```

Then the first file (with no number) is changed to be the file numbered 1:

```
/tmp/csucmpwarnlog --> /tmp/csucmpwarnlog.1
```

Then a new first log file is created and opened, and the pending log message is written to this file.

Notes:

1. If the CSU_CMP_WARN_FILE_COUNT is reduced, then libcsulcca.so does not manage any files past the new file count maximum number. These must be managed or deleted manually.
2. The default log file path of /tmp/ is often configured as a memory file-system, a non-persistent store. Therefore configure your own desired path. The default path is a location that is typically not constrained by size or access. It is suitable for initial testing. After this testing, you should select and configure a production store.

Restriction: Cryptographic coprocessors earlier than CEX6C do not respond to a specification of desired warning events. In addition, Linux sometimes buffers log entries before posting them, thus causing a short delay.

Chapter 3. Using AES, DES, and HMAC cryptography and verbs

You can use AES, DES, and HMAC cryptographic functions that CCA provides. CCA also provides cryptographic key functions, and you can use CCA to build key tokens.

The CEX*C protects data from unauthorized disclosure or modification. This coprocessor protects data stored within a system, stored in a file off a system on magnetic tape, and sent between systems. The coprocessor also authenticates the identity of customers in the financial industry and authenticates messages from originator to receiver. The coprocessor uses cryptography to perform these functions.

The CCA API for the coprocessor provides access to cryptographic functions through verbs. A verb is a routine that receives control using a function call from an application program. Each verb performs one or more cryptographic functions, including:

- Generating and managing cryptographic keys
- Enciphering and deciphering data with encrypted keys using either the U.S. National Institute of Standards and Technology (NIST) Data Encryption Standard (DES) or Advanced Encryption Standard (AES)
- Re-enciphering text from encryption under one key to encryption under another key
- Encoding and decoding data with clear keys
- Generating random numbers
- Ensuring data integrity and verifying message authentication
- Generating, verifying, and translating personal identification numbers (PINs) that identify a customer on a financial system

Functions of the AES, DES, and HMAC cryptographic keys

The CCA API provides functions to create, import, and export AES, DES, and HMAC keys.

Key separation

The cryptographic coprocessor controls the use of keys by separating them into unique types, allowing you to use a specific type of key only for its intended purpose.

For example, a key used to protect data cannot be used to protect a key.

A CCA system has only one DES or AES master key. However, to provide for key separation, the cryptographic coprocessor automatically encrypts each type of key in a fixed-length token under a unique variation of the master key. Each variation of the master key encrypts a different type of key. Although you enter only one master key, you have a unique master key to encrypt all other keys of a certain type.

Master key variant for fixed-length tokens

Whenever the master key is used to encipher a key, the cryptographic coprocessor produces a variation of the master key according to the type of key that the master key will encipher.

These variations are called *master key variants*. The cryptographic coprocessor creates a master key variant by XORing a fixed pattern, called a *control vector*, onto the master key. A unique control vector is associated with each type of key. For example, all the different types of data-encrypting, PIN, MAC, and transport keys each use a unique control vector which is XORed with the master key in order to produce the variant. The different key types are described in [“Types of keys” on page 39](#).

Each master key variant protects a different type of key. It is similar to having a unique master key protect all the keys of a certain type.

The master key, in the form of master key variants, protects keys operating on the system. A key can be used in a cryptographic function only when it is enciphered under a master key. When systems want to share keys, transport keys are used to protect keys sent outside of systems. When a key is enciphered under a transport key, the key cannot be used in a cryptographic function. It must first be brought on to a system and enciphered under the system's master key, or exported to another system where it will then be enciphered under that system's master key.

Transport key variant for fixed-length tokens

Like the master key, the coprocessor creates variations of a transport key to encrypt a key according to its type.

This allows for key separation when a key is transported off the system. A *transport key variant*, also called *key-encrypting key variant*, is created the same way a master key variant is created. The transport key's clear value is XORed with a control vector associated with the key type of the key it protects.

Note: To exchange keys with systems that do not recognize transport key variants, the coprocessor allows you to encrypt selected keys under a transport key itself, not under the transport key variant. For more information, see NOCV Importers and Exporters on page [“NOCV importers and exporters” on page 41](#).

Key forms

A key that is protected under the master key is in *operational form*, which means the coprocessor can use it in cryptographic functions on the system.

When you store a key with a file or send it to another system, the key is enciphered under a transport key rather than the master key. The transport key is a key shared by your system and another system for the purpose of securely exchanging other keys. When CCA enciphers a key under a transport key, the key is not in operational form and cannot be used to perform cryptographic functions.

When a key is enciphered under a transport key, the sending system considers the key in *exportable form*. The receiving system considers the key in *importable form*. When a key is re-enciphered from under a transport key to under a system's master key, it is in operational form again.

Enciphered keys appear in three forms. The form you need depends on how and when you use a key.

- **Operational** key form is used at the local system. Many verbs can use an operational key form.

The Key Generate, Key Import, Data Key Import, Clear Key Import, and Multiple Clear Key Import verbs can create an operational key form.

- **Exportable** key form is transported to another cryptographic system. It can be passed only to another system. The CCA verbs cannot use it for cryptographic functions. The Key Generate, Data Key Export, and Key Export verbs produce the exportable key form.

- **Importable** key form can be transformed into operational form on the local system. The Key Import verb (CSNBKIM) and the Data Key Import verb (CSNBDKM) can use an importable key form. Only the Key Generate verb (CSNBKGN) can create an importable key form.

For more information about the key types, see [“Functions of the AES, DES, and HMAC cryptographic keys” on page 31](#). See [Chapter 21, “Key forms and types used in the Key Generate verb,” on page 1187](#) for more information about key form.

Symmetric key (DES, AES) flow

The conversion from one key to another key is considered to be a one-way flow. An operational key form cannot be turned back into an importable key form. An exportable key form cannot be turned back into an operational or importable key form. The flow of CCA key forms can be in only one direction:

```
IMPORTABLE -to-> OPERATIONAL -to-> EXPORTABLE
```

Key token

CCA supports two types of symmetric key tokens, fixed-length and variable-length.

An AES or DES fixed-length token is a 64-byte field composed of a key value and control information in the control vector. An HMAC key token is a variable-length token composed of a key value and control information. The control information is assigned to the key when the coprocessor creates the key. The key token can be either an internal key token, an external key token, or a null key token. Through the use of key tokens, CCA can do the following:

- Support continuous operation across a master key change
- Control use of keys in cryptographic services

If the first byte of the key identifier is X'01', the key identifier is interpreted as an **internal key token**. An internal key token is a token that can be used only on the CCA system that created it or another CCA system with the same host master key. It contains a key that is encrypted under the master key.

An application obtains an internal key token by using one of the verbs such as those listed below. The verbs are described in detail in [Chapter 8, “Managing AES, DES, and HMAC cryptographic keys,”](#) on page 199.

- AES Key Record Read
- Clear Key Import
- Data Key Import
- DES Key Record Read
- Key Generate
- Key Generate2
- Key Import
- Key Part Import
- Key Part Import2
- Key Token Build
- Key Token Build2
- Multiple Clear Key Import
- Symmetric Key Import2

The master key could be dynamically changed between the time that you invoke a verb, such as the Key Import verb, to obtain a key token, and the time that you pass the key token to the Encipher verb. When a change to the master key occurs, the coprocessor will still successfully use the key, because it stores a copy of the old master key as well as the new one.



Attention: If an internal key token held in user storage is not used while the master key is changed twice, the internal key token is no longer usable. A return code of 0 with a reason code of 10001 notifies you that the master key used to decrypt the key used in your operation was an old master key, as a reminder that you should use one of the Key Token Change verbs to re-encipher your key under the current or new master key (as desired, see verbs for description).

If the first byte of the key identifier is X'02', the key identifier is interpreted as an **external key token**. By using the external key token, you can exchange keys between systems. It contains a key that is encrypted under a key-encrypting key.

An external key token contains an encrypted key and control information to allow compatible cryptographic systems to:

- Have a standard method of exchanging keys
- Control the use of keys through the control vector
- Merge the key with other information needed to use the key

An application obtains the external key token by using one of the verbs such as those listed below. They are described in detail in [Chapter 8, “Managing AES, DES, and HMAC cryptographic keys,”](#) on page 199.

- Key Generate
- Key Export
- Data Key Export
- Symmetric Key Export

If the first byte of the key identifier is X'00', the key identifier is interpreted as a **null key token**. Use the null key token to import a key from a system that cannot produce external key tokens. That is, if you have an 8 or 16-byte key that has been encrypted under an importer key, but is not imbedded within a token, place the encrypted key in a null key token and then invoke the Key Import verb to get the key in operational form.

For debugging information, see [Chapter 20, “Key token formats,”](#) on page 997 for the format of internal, external, or null key tokens.

Compliant-tagged key tokens

A compliant-tagged key token must adhere to the requirements of the PCI-HSM 2016 compliance mode. A coprocessor in compliance mode must be available to use compliant-tagged key tokens. Read the contained information for DES and AES key tokens. For additional information, read [Chapter 28, “Using verbs and applications in PCI-HSM 2016 compliance mode,”](#) on page 1307.

DES

The compliance-tag is indicated by bit 58 in the control vector of the key token. For more information about the compliance-tag, see [Chapter 22, “Control vectors and changing control vectors with the Control Vector Translate verb,”](#) on page 1191.

To generate a compliant-tagged key token, you must first build a skeleton token with the compliance-tag bit on. The Control Vector Generate (CSNBCVG) and Key Token Build (CSNBKTB) services provide this function. This skeleton token can then be passed to any verb that generates key tokens and supports compliant-tagged key tokens, for example, Key Generate (CSNBKGN). A list of services that support compliant-tagged key tokens can be found in [“Impact of the PCI-HSM 2016 compliance mode on the callable verbs”](#) on page 1307.

The TR31 Key Import (CSNB31I) and EMV (Europay MasterCard Visa) services are exceptions because they do not support skeleton tokens as input. When importing a TR-31 key block, if the key encrypting key is compliant-tagged, the resulting key is also compliant-tagged. Subsequent key tokens are generated based on the deriving key.

Compliant-tagged key tokens are defined by two features of the key token:

1. The compliant-tag bit in the key attributes, which is the control vector for DES fixed-length key tokens.
2. The key derivation function (KDF) value which indicates what generation of compliance is applicable.

The KDF value appears at the end of the truncated master-key verification pattern (MKVP) section. For additional information, see [Chapter 20, “Key token formats,”](#) on page 997.

Beginning with CCA 6.3, it is important to note that the KDF value for DES compliant-tagged tokens has been incremented. Key tokens with the compliant-tag bit on in the control vector and a key derivation function (KDF) of X'01' are no longer considered compliant-tagged. They are referred to as *DES KDF 01* tokens throughout publications. They were either created on a coprocessor which does not have CCA 6.3 or later. Or they were created by the Diversified Key Generate (CSNBKDG) or the Unique Key Derive (CSNBKUD) services using an input *DES KDF 01* token. The only keys they can be used with are other *DES KDF 01* tokens or X.509 certificates (CSNBCTT2 being the exception).

It is recommended that *DES KDF 01* tokens are migrated using the Key Translate2 (CSNBKTR2) verb with the COMP-TAG keyword set. The output is a key token with the compliant-tag bit set in the control vector and a KDF greater than X'01'. Only DES tokens with a KDF greater than X'01' are referred to as compliant-

tagged key tokens. Key tokens without the compliant-tag bit set or *DES KDF 01* tokens are referred to as non-compliant-tagged tokens. Though DES KDF 01 tokens are not compliant-tagged, a coprocessor in compliance mode is required to use them.

AES

Only version 05 AES key tokens may become compliant-tagged. The compliant-tag is indicated by a key management flag in the key token. For more information about the compliant-tag, see [Chapter 20, “Key token formats,”](#) on page 997.

To generate a compliant-tagged key token, the Key Token Build2 (CSNBKTB2) verb must first be used to build a skeleton token with the COMP-TAG keyword set. This skeleton token can then be passed to any callable service that generates version 05 AES key tokens and supports compliant-tagged key tokens, for example Key Generate2 (CSNBKGN2). A list of verbs that support compliant-tagged key tokens can be found in [“Impact of the PCI-HSM 2016 compliance mode on the callable verbs”](#) on page 1307. The TR31 Key Import (CSNB31I) and Diversify Directed Key (CSNBDDK) verbs are exceptions because they do not support skeleton tokens as input. When importing a TR-31 key block, if the key encrypting key is compliant-tagged, the resulting key is also compliant-tagged. When creating a directed key, if the diversifying key is compliant-tagged, the resulting key is also compliant-tagged. For more information, see the description of the individual verbs.

Key wrapping

CCA supports two methods of wrapping the key value in a fixed-length symmetric key token for DES and AES keys: the original ECB wrapping and an enhanced CBC wrapping method, which is ANSI X9.24 compliant. These methods use the 64-byte token. HMAC keys use a variable length token with associated data and the payload wrapping method. Variable-length tokens are wrapped by using the AESKW wrapping method that is defined in ANSI X9.102.

AES key wrapping

The key value in AES tokens are wrapped using the AES algorithm and cipher block chaining (CBC) mode of encryption.

The key value is left-aligned in a 32-byte block, padded on the right with zero, and encrypted.

The enhanced wrapping of an AES key (*K) using an AES *MK is defined as:

$$e_{*MK}(*K) = e_{cbcMK}(*K)$$

where:

$e_{*k}(m)$ or $e_{*kek}(*k)$

message **m** is encrypted (**e**) with key ***k** or key ***k** is encrypted with key encrypting key ***kek**

$ecbc_{*k}(m)$

message **m** is encrypted (**e**) with key ***k** using the cipher block chaining (**cbc**) mode of operation

DES key wrapping

The key value in a DES key token are wrapped using one of several possible methods.

The methods are:

Original method

The key value in DES tokens are encrypted using triple-DES encryption, and key parts are encrypted separately. The original method is the default on CEX*C before CEX6C.

Enhanced method

The key value for keys is bundled with other token data and encrypted using triple-DES encryption and cipher block chaining mode. The enhanced method applies only to DES key tokens. The enhanced method of symmetric key wrapping is designed to be ANSI X9.24 and PCI-HSM 2016 compliant. The enhanced method is the default as of CEX6C.

Compliant-tagged method

This method is the same as the enhanced method except for a few important differences:

- The master-key-to-wrapping-key derivation process uses a different input string, giving a different actual wrapping key.
- The process for binding the key halves together before encryption uses SHA-256 instead of SHA-1. This method was introduced with CCA 6.0 and is exclusive to compliant-tagged DES keys.

When the **Allow weak wrapping of compliance-tagged keys by DES MK (X'02EB')** access control point is enabled, any service which attempts to wrap a compliant-tagged key token with a weaker DES master key in terms of effective key strength (1 or more 56 bit key parts are repeated) will succeed.

ECB wrapping of DES keys (original method)

In ECB wrapping, a double length key (*K) is wrapped using a double-length key-encrypting key (*KEK).

The definition is as follows:

$$e_{*KEK}(KL) \parallel e_{*KEK}(KR) = e_{KEKL}(d_{KEKR}(e_{KEKL}(KL))) \parallel e_{KEKL}(d_{KEKR}(e_{KEKL}(KR)))$$

where:

KL

is the left 64 bits of *K

KR

is the right 64 bits of *K

KEKL

is the left 64 bits of *KEK

KEKR

is the right 64 bits of *KEK

||

means concatenation

$d_{*k}(m)$ or $e_{*k}(m)$

means that message **m** is decrypted (**d**) or encrypted (**e**) with key ***k**.

Enhanced CBC wrapping of DES keys

The enhanced CBC wrapping method uses triple-DES encryption, an internal chaining of the key value, and CBC mode.

The enhanced wrapping of a double-length key (*K) using a double-length key-encrypting key (*KEK) is defined as:

$$e_{*KEK}(*KL) = ecbcKEKL(dcbcKEKR(ecbcKEKL(KLPRIME \parallel KR)))$$
$$KLPRIME = KL \text{ XOR } SHA1(KR)$$

Where:

KL

is the left 64 bits of *K

KR

is the right 64 bits of *K

KLPRIME

is the 64-bit modified value of KL

KEKL

is the left 64 bits of *KEK

KEKR

is the right 64 bits of *KEK

SHA1(X)

is the 160-bit SHA-1 hash of X

||

means concatenation

XOR

means bitwise exclusive OR

ecbc

means encryption using cipher block chaining mode

dcbc

means decryption using cipher block chaining mode.

Wrapping key derivation for enhanced wrapping of DES keys

The wrapping key is exactly the same key that is used by the legacy wrapping method (the only method used by CCA 4.0.0), with one exception.

Instead of using the base key itself (master key or key-encrypting key), a key that is derived from that base key is used. The derived key will have the control vector applied to it in the standard CCA manner, and then use the resulting key to wrap the new-format target key token.

The reason for using a derived key is to ensure that no attacks against this wrapping scheme are possible using the existing CCA functions. For example, it was observed that an attack was possible by copying the wrapped key into an ECB CCA key token, if the wrapping key was used instead of a derivative of that key.

The key will be derived using a method defined in the U.S. National Institute of Standards and Technology (NIST) standard SP 800-108, *Recommendation for Key Derivation Using Pseudorandom Functions* (October, 2009). Derivation will use the method *KDF in counter mode* using pseudo-random function (PRF) HMAC-SHA256. This method provides sufficient strength for deriving keys for any algorithm used.

The HMAC algorithm is defined as:

$$\text{HMAC}(K, \text{text}) = \text{H}((K0 \text{ XOR } \text{opad}) \ || \ \text{H}((K0 \text{ XOR } \text{ipad}) \ || \ \text{text}))$$

where:

H

Is an approved hash function.

K

Is a secret key shared between the originator and the intended receivers.

K0

The key K after any necessary preprocessing to form a key of the proper length.

ipad

Is the constant X'36' repeated to form a string the same length as K0

opad

Is the constant X'5C' repeated to form a string the same length as K0

text

Is the text to be hashed.

||

Means concatenation

XOR

Means bitwise exclusive OR

If the key K is equal in length to the input block size of the hash function (512 bits for SHA-256), K0 is set to the value of K. Otherwise, K0 is formed from K by hashing or padding.

The Key Derivation Function (KDF) specification calls for inputs optionally including two byte strings, Label and Context. The Context will not be used. The Label will contain information on the usage of this key, to distinguish it from other derivations that CCA may use in the future for different purposes. Because the

security of the derivation process is rooted in the security of the derivation key and in the HMAC and Key Derivation Functions (KDF) themselves, it is not necessary for this label string to be of any particular minimum size. The separation indicator byte of X'00' specified in the NIST document will follow the label.

The label value will be defined so that it is unique to derivation for this key wrapping process. This means that any future designs that use the same KDF must use a different value for the label. The label will be the 16 byte value consisting of the following ASCII characters:

```
ENHANCEDWRAP2010 (X'454E4841 4E434544 57524150 32303130')
```

The parameters for the counter mode KDF defined in NIST standard SP 800-108 are:

Fixed values:

h

Length of output of PRF, 256 bits

r

Length of the counter, in bits, 32. The counter is an unsigned 4-byte value.

Inputs:

- KI (input key) - The key we are deriving from.
- Label - The value shown above (ASCII ENHANCEDWRAP2010).
- Separator byte - X'00' following the label value.
- Context - A null string. No context is used.
- L - The length of the derived key to be produced, rounded up to the next multiple of 256.
- PRF - HMAC-SHA256.

Variable length token (AESKW method)

The wrapping method for the variable-length key tokens with AESKW is defined in standard ANSI X9.102.

The wrapping of the payload of a variable length key (*K) using an AES *MK is defined as:

```
e*MK(*K) = eAESKW*MK(P)  
P = ICV || Pad length || Hash length || Hash options || Data hash || *K || Padding
```

Where:

ICV

Is the 6 byte constant X'A6A6A6A6A6A6'.

Pad length

Is the length of the padding in bits.

Hash length

Is the length of the Data Hash in bytes.

Hash options

Is a 4-byte field.

Data hash

Is the hash of the associated data block.

Padding

Is the number of bytes of X'00' used to make the overall length of P a multiple of 8.

eAESKW

Means encryption using the AESKW method.

Control vector

A unique control vector exists for each type of CCA key.

For an internal key token, the coprocessor XORs the master key with the control vector associated with the type of key the master key will encipher. The control vector ensures that an operational key is used only in cryptographic functions for which it is intended. For example, the control vector for an input PIN-encrypting key ensures that such a key can be used only in the Encrypted PIN Translate and Encrypted PIN Verify functions.

Types of keys

The cryptographic keys are grouped into the following categories based on the functions that they perform.

Symmetric keys master key (SYM-MK)

The SYM-MK master key is a triple-length (192-bit) key that is used only to encrypt other DES keys on the coprocessor. The administrator installs and changes the SYM-MK master key using the **panel.exe** utility, the clear key entry panels, the z/OS® clear key entry panels, or the optional Trusted Key Entry (TKE) workstation. The master key always remains within the secure boundary of the coprocessor. It is used only to encipher and decipher keys that are in operational form.

Note: If the coprocessor is shared with z/OS, the SYM-MK key must be a double-length (128-bit) key. This means that the first 64 bits and the last 64 bits of the key must be identical. If the master key is loaded by z/OS CCA or from a TKE workstation, it will automatically be a double-length key.

AES keys master key (AES-MK)

The AES-MK master key is a 256-bit key that is used to encrypt other AES keys and HMAC keys on the coprocessor. The administrator installs and changes the AES-MK master key using the **panel.exe** utility, the clear key entry panels, the z/OS clear key entry panels, or the optional Trusted Key Entry (TKE) workstation. The master key always remains within the secure boundary of the coprocessor. It is used only to encipher and decipher keys that are in operational form.

Asymmetric keys master key (ASYM-MK)

The ASYM-MK is a triple-length (192-bit) key that is used to protect RSA private keys on the coprocessor. The administrator installs and changes the ASYM-MK master key using the **panel.exe** utility, the clear key entry panels, the z/OS clear key entry panels, or the optional Trusted Key Entry (TKE) workstation. The master key always remains within the secure boundary of the coprocessor. It is used only to encipher and decipher keys that are in operational form.

AES CIPHER keys

The AES cipher keys are 128-bit, 192-bit, and 256-bit keys that protect data privacy. If you intend to use a cipher key for an extended period, you can store it in key storage so that it will be re-enciphered if the master key is changed.

AES PKA master key (APKA-MK)

The APKA-MK key, introduced to CCA beginning with Release 4.1.0, is used to encrypt and decrypt the Object Protection Key (OPK) that is itself used to wrap the key material of an Elliptic Curve Cryptography (ECC) key. ECC keys are asymmetric. The APKA-MK is a 256-bit (32-byte) value. The administrator installs and changes the APKA-MK master key using the **panel.exe** utility, the clear key entry panels, the z/OS clear key entry panels, or the optional Trusted Key Entry (TKE) workstation.

Data-encrypting keys

The data-encrypting keys are single-length DES (64-bit), double-length DES (128-bit), or triple-length DES (192-bit) keys, or 128-bit, 192-bit or 256-bit AES keys that protect data privacy. Single-length DES data-encrypting keys can also be used to encode and decode data and authenticate data sent in messages. If you intend to use a data-encrypting key for an extended period of time, you can store it in the CCA key storage file so that it will be re-enciphered if the master key is changed.

You can use single-length DES data-encrypting keys in the Encipher and Decipher verbs to manage data, and also in the MAC Generate and MAC Verify verbs. Double-length DES and triple-length DES data-encrypting keys can be used in the Encipher and Decipher verbs for more secure data privacy. DATAC is also a double-length DES data encrypting key.

AES data-encrypting keys can be used in services similar to DES data-encrypting key services.

DES CIPHER keys

These consist of CIPHER, ENCIPHER, and DECIPHER keys. They are single and double length DES keys for enciphering and deciphering data.

Ciphertext translation keys

These ciphertext translation keys consist of CIPHERXI, CIPHERXL, and CIPHERXO keys. They protect data that is transmitted through intermediate systems when the originator and receiver do not share a common key. Data that is enciphered under one ciphertext translation key is re-enciphered under another ciphertext translation key on the intermediate node. During this process, the data never appears in the clear. These keys are double-length.

HMAC keys

HMAC keys are variable-length symmetric keys. The length is in the range of 80 - 2024. HMAC keys are used to generate and verify HMACs using the FIPS-198 algorithm, with the HMAC Generate and HMAC Verify verbs.

- Operational keys will be encrypted under the AES master key
- HMAC keys can be imported and exported under an RSA key.
- HMAC keys will be stored in the AES key storage file. The AES master key must be active.

For more information about HMAC keys and verb processing, see [Chapter 10, “Verifying data integrity and authenticating messages,” on page 481.](#)

MAC keys

The MAC keys are single-length DES (64-bits - DATAM, DATAMV, MAC, and MACVER,) and double-length DES (128-bits - DATAM, DATAMV, MAC, and MACVER) keys used for the verbs that generate and verify MACs.

PIN keys

The personal identification number (PIN) is a basis for verifying the identity of a customer across financial industry networks. PIN keys are used in cryptographic functions to generate, translate, and verify PINs, and protect PIN blocks. They are all double-length DES (128 bits) keys. PIN keys are used in the Clear PIN Generate, Encrypted PIN Verify, and Encrypted PIN Translate verbs.

For installations that do not support double-length DES 128-bit keys, effective single-length DES keys are provided. For a single-length DES key, the left key half of the key equals the right key half.

[“Processing personal identification numbers” on page 71](#) gives an overview of the PIN algorithms you need to know to write your own application programs.

AES transport keys (or key-encrypting keys)

Transport keys are also known as key-encrypting keys. They are used to protect AES and HMAC keys when you distribute them from one system to another.

There are two types of AES transport keys:

Exporter key-encrypting key

This type of key protects keys of any type that are sent from your system to another system. The exporter key at the originator is the same key as the importer key of the receiver.

Importer key-encrypting key

This type of key protects keys of any type that are sent from another system to your system. It also protects keys that you store externally in a file that you can import to your system at another time. The importer key at the receiver is the same key as the exporter key at the originator.

DES transport keys (or key-encrypting keys)

Transport keys are also known as key-encrypting keys. They are double-length (128 bits) DES keys used to protect keys when you distribute them from one system to another.

There are several types of DES transport keys:

Exporter or OKEYXLAT key-encrypting key

This type of key protects keys of any type that are sent from your system to another system. The exporter key at the originator is the same key as the importer key of the receiver.

Importer or IKEYXLAT key-encrypting key

This type of key protects keys of any type that are sent from another system to your system. It also protects keys that you store externally in a file that you can import to your system later. The importer key at the receiver is the same key as the exporter key at the originator.

NOCV importers and exporters

These keys are key-encrypting keys used to exchange keys with systems that do not recognize key-encrypting key variants. There are some requirements and restrictions for the use of NOCV key-encrypting keys:

- The use of NOCV IMPORTERs and EXPORTERs is controlled by access control points in the coprocessor's role-based access control system.
- Only programs in system or supervisor state can use the NOCV key-encrypting key in the form of tokens in verbs. Any program can use NOCV key-encrypting keys with label names from the key storage.
- Access to NOCV key-encrypting keys should be carefully controlled, because use of these keys can reduce security in your key management process.
- NOCV key-encrypting key can be used to encrypt single or double length DES keys with standard CVs for key types DATA, DATAC, DATAM, DATAMV, DATAXLAT, EXPORTER, IKEYXLAT, IMPORTER, IPINENC, single-length MAC, single-length MACVER, OKEYXLAT, OPINENC, PINGEN and PINVER.
- NOCV key-encrypting keys can be used with triple length DATA keys. Because DATA keys have 0 CVs, processing will be the same as if the key-encrypting keys are standard key-encrypting keys (not the NOCV key-encrypting key).

Note: A key-encrypting key should be as strong or stronger than the key that it is wrapping.

You use key-encrypting keys to protect keys that are transported using any of the following verbs: Data Key Export, Key Export, Key Import, Clear Key Import, Multiple Clear Key Import, Key Generate, Key Generate2, Key Translate and Key Translate2.

For installations that do not support double-length key-encrypting keys, effective single-length keys are provided. For an effective single-length key, the clear key value of the left key half equals the clear key value of the right key half.

Key-generating keys

Key-generating keys are double-length keys used to derive other keys. This is often used in smart card applications.

Clear keys

A clear key is the base value of a key, and is not encrypted under another key. Encrypted keys are keys whose base value has been encrypted under another key.

To convert a clear key to an encrypted data key in operational form, use either the Clear Key Import verb or the Multiple Clear Key Import verb.

Table 6 on page 41 describes the key types.

Key type	Description
AESDATA	Data encrypting key. Use the AES 128-bit, 192-bit, or 256-bit key to encipher and decipher data.
AESTOKEN	Can contain an AES key.

<i>Table 6. Key types (continued)</i>	
Key type	Description
CIPHER	<p>AES This 128-bit, 192-bit, or 256-bit key is used to encrypt or decrypt data. It can be used in the Symmetric Algorithm Decipher and Symmetric Algorithm Encipher verbs.</p> <p>DES This single or double-length key is used to encrypt or decrypt data. It can be used in the Encipher and Decipher verbs</p> <p>Used only to encrypt or decrypt data. This is a single or double length key and can be used in the Encipher or Decipher verbs.</p>
CIPHERXI	Usable with the Cipher Text Translate2 verb (translate inbound key only)
CIPHERXL	Usable with the Cipher Text Translate2 verb (translate inbound or outbound key)
CIPHERXO	Usable with the Cipher Text Translate2 verb (translate outbound key only)
CLRAES	Data encrypting key. The key value is not encrypted. Use this AES 128-bit, 192-bit, or 256-bit key to encipher and decipher data.
CVARDEC	The cryptographic variable decipher service, which is available in some CCA implementations, uses a CVARDEC key to decrypt plaintext by using the Cipher Block Chaining (CBC) method. This is a single-length key.
CVARENC	The cryptographic variable encipher service, which is available in some CCA implementations, uses a CVARENC key to encrypt plaintext by using the Cipher Block Chaining (CBC) method. This is a single-length key.
CVARPINE	Used to encrypt a PIN value for decryption in a PIN-printing application. This is a single-length key.
CVARXCVL	Used to encrypt special control values in DES key management. This is a single-length key.
CVARXCVR	Used to encrypt special control values in DES key management. This is a single-length key.
DATA	Data encrypting key. Use this DES single-length, double-length, or triple-length key to encipher and decipher data. Use the AES 128-bit, 192-bit, or 256-bit key to encipher and decipher data.
DATAC	Used to specify a DATA-class key that will perform in the Encipher and Decipher verbs, but not in the MAC Generate or MAC Verify verbs. This is a double-length key. Only available with a CEX*C.
DATAM	Key-encrypting keys that have a control vector with this attribute formerly could only be used to transport keys with a key type of DATA, CIPHER, ENCIPHER, DECIPHER, MAC, and MACVER. The meaning of this keyword has been discontinued and its usage is allowed for backward compatibility reasons only.
DATAMV	Used to specify a DATA-class key that performs in the MAC Verify verb, but not in the MAC Generate, Encipher, or Decipher verbs.
DATAXLAT	Data translation key. Use this single-length key to reencipher text from one DATA key to another.
DECIPHER	Used only to decrypt data. DECIPHER keys cannot be used in the Encipher (CSNBENC) verb. This is a single-length key.
DKYGENKY	Used to generate a diversified key based on the key-generating key. This is a double-length key.

<i>Table 6. Key types (continued)</i>	
Key type	Description
ENCIPHER	Used only to encrypt data. ENCIPHER keys cannot be used in the Decipher (CSNBDEC) verb. This is a single-length key. This is a single or double length key and can be used in the Encipher verb.
EXPORTER	Exporter key-encrypting key. Use this double-length DES key or 128-bit, 192-bit or 256-bit AES key to convert a key from operational form into exportable form.
HMAC	Variable-length HMAC generation key. Use this key to generate or verify a Message Authentication Code using the keyed-hash MAC algorithm.
HMACVER	Variable-length HMAC verification key. Use this key to verify a Message Authentication Code using the keyed-hash MAC algorithm.
IKEYXLAT	Used to decrypt an input key in the Key Translate and Key Translate2 verbs. This is a double-length key.
IMPORTER	Importer key-encrypting key. Exporter key-encrypting key. Use this double-length DES key or 128-bit, 192-bit or 256-bit AES key to convert a key from importable form into operational form.
IMP - PKA	Double-length limited-authority importer key used to encrypt PKA private key values in PKA external tokens.
IPINENC	Double-length input PIN-encrypting key. PIN blocks received from other nodes or automatic teller machine (ATM) terminals are encrypted under this type of key. These encrypted PIN blocks are the input to the Encrypted PIN Translate, Encrypted PIN Verify, and Clear PIN Generate Alternate verbs.
KEYGENKY	Used to generate a key based on the key-generating key. This is a double-length key.
MAC	Single, double-length, or variable-length MAC generation key. Use this key to generate a message authentication code.
MACVER	Single, double-length, or variable-length MAC verification key. Use this key to verify a message authentication code.
OKEYXLAT	Used to encrypt an output key in the Key Translate and Key Translate2 verbs. This is a double-length key.
OPINENC	Output PIN-encrypting key. Use this double-length output key to translate PINs. The output PIN blocks from the Encrypted PIN Translate, Encrypted PIN Generate, and Clear PIN Generate Alternate verbs are encrypted under this type of key.
PINGEN	PIN generation key. Use this double-length key to generate PINs.
PINVER	PIN verification key. Use this double-length key to verify PINs.
SECMSG	Used to encrypt PINs or keys in a secure message. This is a double-length key.
TOKEN	A key token that might contain a key.

Table 7 on page 43 lists key subtypes passed in the *rule_array* keyword.

<i>Table 7. Key subtypes specified by the rule_array keyword</i>	
rule_array keyword	Description
AMEX - CSC	A MAC key that can be used for the AMEX CSC transaction validation process MAC calculation method, used with the Transaction Validation (CSNBTRV) verb.

<i>Table 7. Key subtypes specified by the rule_array keyword (continued)</i>	
rule_array keyword	Description
ANSIX9.9	A MAC key that can be used for the ANSI X9.9 MAC calculation method, either for MAC Generate (CSNBMGN), MAC Verify (CSNBMVR), or Transaction Validation (CSNBTRV). Other Control Vector bits could limit these usages.
ANY	Key-encrypting keys that have a control vector with this attribute can be used to transport any type of key. The meaning of this keyword has been discontinued, and its usage is allowed for backward compatibility reasons only.
ANY-MAC	Can be used with any function or MAC calculation method that uses a MAC key, such as MAC Generate (CSNBMGN), MAC Verify (CSNBMVR), or Transaction Validation (CSNBTRV). This is the default configuration for a MAC key control vector.
CVVKEY-A	Can be used as 'Key A' in either the CVV Generate (CSNBCSG) or CVV Verify (CSNBCSV) verbs, as controlled by the CVV generation and verification Control Vector bits (bits 20 and 21 respectively).
CVVKEY-B	Can be used as 'Key B' in either the CVV Generate (CSNBCSG) or CVV Verify (CSNBCSV) verbs, as controlled by the CVV generation and verification Control Vector bits (bits 20 and 21 respectively).
DATA	Data encrypting key. Use this 8-byte, 16-byte or 24-byte DES key or 16-byte, 24-byte or 32-byte AES key to encipher and decipher data.
EPINGENA	Legacy key subtype, used to turn on bit 19 of a PIN Generating Key Control Vector. The default PIN Generating Key type will have this bit on. No PIN generating or processing behavior is currently influenced by this key subtype parameter. EPINGENA is no longer supported, although the bit retains this definition for compatibility There is no Encrypted Pin Generate Alternate verb
LMTD-KEK	Key-encrypting keys that have a control vector with this attribute formerly could only be used to exchange keys with key-encrypting keys that carry NOT-KEK, PIN, or DATA key-type ciphering restrictions. The usage of this keyword has been discontinued and its usage is allowed for backward compatibility reasons only.
NOT-KEK	Key-encrypting keys that have a control vector with this attribute formerly could not be used to transport key-encrypting keys. The meaning of this keyword has been discontinued and its usage is allowed for backward compatibility reasons only.
PIN	Key-encrypting keys that have a control vector with this attribute formerly could only be used to transport keys with a key type of PINVER, IPINENC, and OPINENC. The usage of this keyword has been discontinued and its usage is allowed for backward compatibility reasons only.

DES key usage restrictions

In addition to a key type and subtype, a DES control vector contains key usage values that further restrict the use of a key. Most key types define a default set of key usage restrictions in a control vector. [Table 347 on page 1191](#) and [Table 348 on page 1193](#) list the key types that have a default control vector, and show the default values of the control vector bits. DES key usage restrictions can be varied by using keywords when constructing control-vector values using the Key Token Build verb or the Control Vector Generate verb, or by manually setting key-usage bits in the control vector.

[Table 9 on page 63](#) describes the usage keywords related to generating a control vector, building a control vector in a key token, or parsing the control vector of a key token. For information about the meaning of the bits of a DES control vector, see [Table 347 on page 1191](#).

Part of the control vector of a DES key-token identifies the key type. The key type controls how a key in the key token can be used. Each DES key type falls under one of the following key classes:

- Cipher (data operation)
- PIN processing
- Cryptographic variable encrypting key
- Key encrypting key
- Key generating key

Table 8 on page 45 lists all of the DES key types, grouped by key class, along with a reference to a figure to determine the valid rule-array keyword combinations for a particular DES key type. These keywords are used when generating a control vector (Control Vector Generate, CSNBVCVG), constructing a key token (Key Token Build, CSNBKTB), or parsing a key token (Key Token Parse, CSNBKTP).

<i>Table 8. CSNBVCVG, CSNBKTB, and CSNBKTP keyword combinations by DES key type</i>		
Key class	DES key type	Keyword combinations flowchart
Cipher (data operation)	CIPHER	Figure 4 on page 46
	DECIPHER, ENCIPHER	Figure 5 on page 47
	CIPHERXI, CIPHERXL, CIPHERXO	Figure 6 on page 48
	DATA	Figure 7 on page 49
	DATAC, DATAM, DATAMV	Figure 8 on page 50
	MAC, MACVER	Figure 9 on page 51
	SECMMSG	Figure 10 on page 52
PIN processing	IPINENC	Figure 11 on page 53
	OPINENC	Figure 12 on page 54
	PINGEN	Figure 13 on page 55
	PINVER	Figure 14 on page 57
Cryptographic variable encrypting key	CVARDEC, CVARENC, CVARPINE, CVARXCVL, CVARXCVR	Figure 20 on page 63
Key encrypting key	EXPORTER	Figure 15 on page 58
	IMPORTER	Figure 16 on page 59
	IKEYXLAT, OKEYXLAT	Figure 17 on page 60
Key generating key	DKYGENKY	Figure 18 on page 61
	KEYGENKY	Figure 19 on page 62

Figure 4 on page 46 shows the Control Vector Generate, Key Token Build, and Key Token Parse keyword combinations for DES key types CIPHER, DECIPHER, and ENCIPHER. Beginning with Release 5.4 and Release 6.2, these key types support three-key Triple-DES (keywords **TRIPLE** and **TRIPLE-O**).

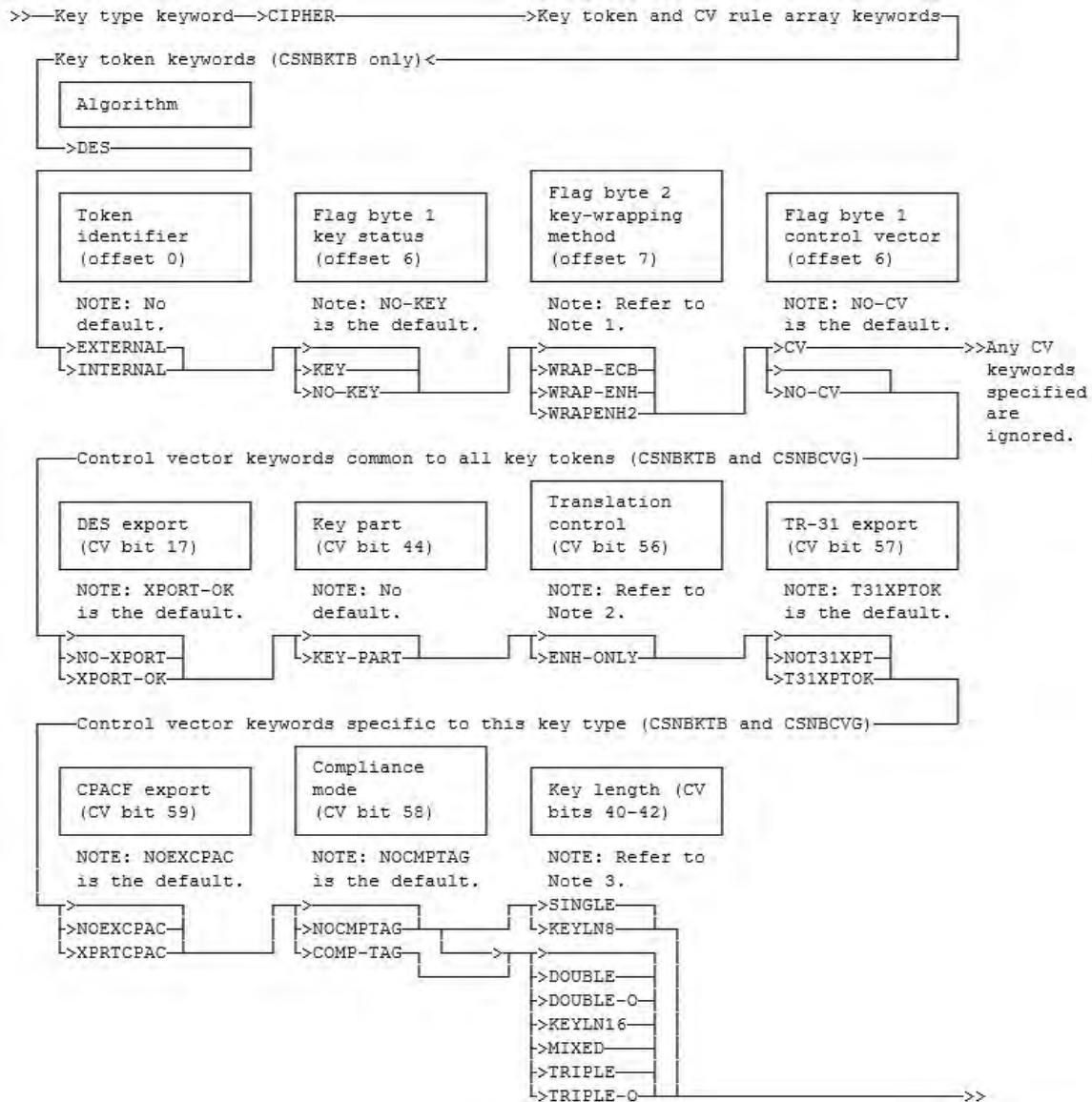


Figure 4. CSNBCVG, CSNBKTB, and CSNBKTP keyword combinations for DES CIPHER keys

Note:

1. **WRAPENH2** is only valid for **TRIPLE** or **TRIPLE-O**. If **TRIPLE** or **TRIPLE-O** is specified, **WRAPENH2** is the default. Otherwise, **WRAP-ECB** is the default.
2. **ENH-ONLY** is only valid with **WRAP-ENH** or **WRAPENH2**. **ENH-ONLY** is the default for **TRIPLE** or **TRIPLE-O**. Otherwise there is no default.
3. **KEYLN8** is synonymous with **SINGLE**. **KEYLN16** and **MIXED** are synonymous with **DOUBLE**. **SINGLE** and **KEYLN8** are not valid when **COMP-TAG** is specified. **TRIPLE** and **TRIPLE-O** are not valid with **WRAP-ECB** or **WRAP-ENH**. **DOUBLE** is the default when **COMP-TAG** is specified. Otherwise, the default is **SINGLE**.

Figure 5 on page 47 shows the Control Vector Generate, Key Token Build, and Key Token Parse keyword combinations for DES key types DECIPHER and ENCIPHER.

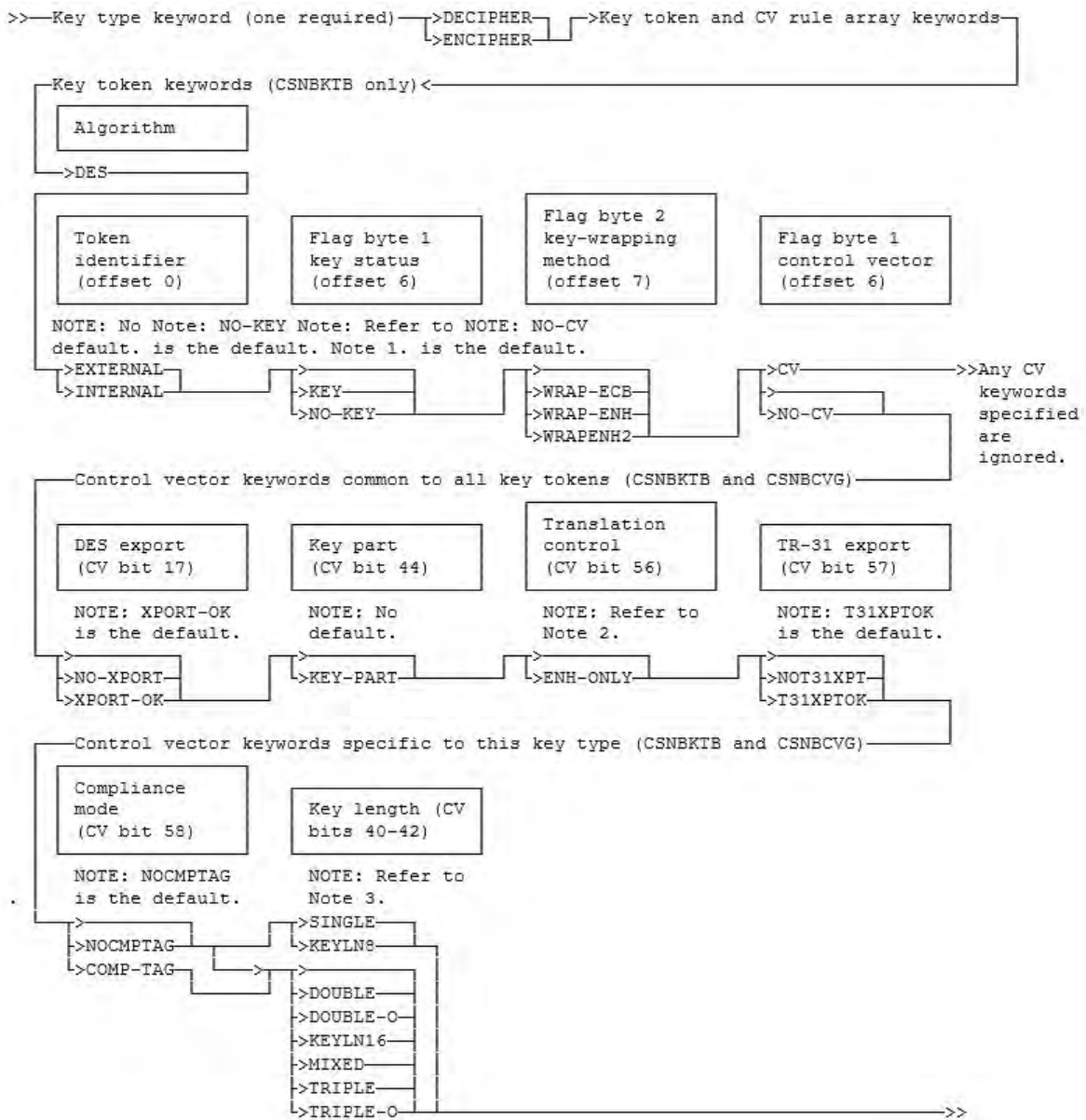


Figure 5. CSNBCVG, CSNBKTB, and CSNBKTP keyword combinations for DES DECIPHER and ENCIPHER keys

Note:

1. **WRAPENH2** is only valid for **TRIPLE** or **TRIPLE-O**. If **TRIPLE** or **TRIPLE-O** is specified, **WRAPENH2** is the default. Otherwise, **WRAP-ECB** is the default.
2. **ENH-ONLY** is only valid with **WRAP-ENH** or **WRAPENH2**. **ENH-ONLY** is the default for **TRIPLE** or **TRIPLE-O**. Otherwise there is no default.
3. **KEYLN8** is synonymous with **SINGLE**. **KEYLN16** and **MIXED** are synonymous with **DOUBLE**. **SINGLE** and **KEYLN8** are not valid when **COMP-TAG** is specified. **TRIPLE** and **TRIPLE-O** are not valid with **WRAP-ECB** or **WRAP-ENH**. **DOUBLE** is the default when **COMP-TAG** is specified. Otherwise, the default is **SINGLE**.

Figure 6 on page 48 shows the Control Vector Generate, Key Token Build, and Key Token Parse keyword combinations for DES key types CIPHERXI, CIPHERXL, and CIPHERXO .

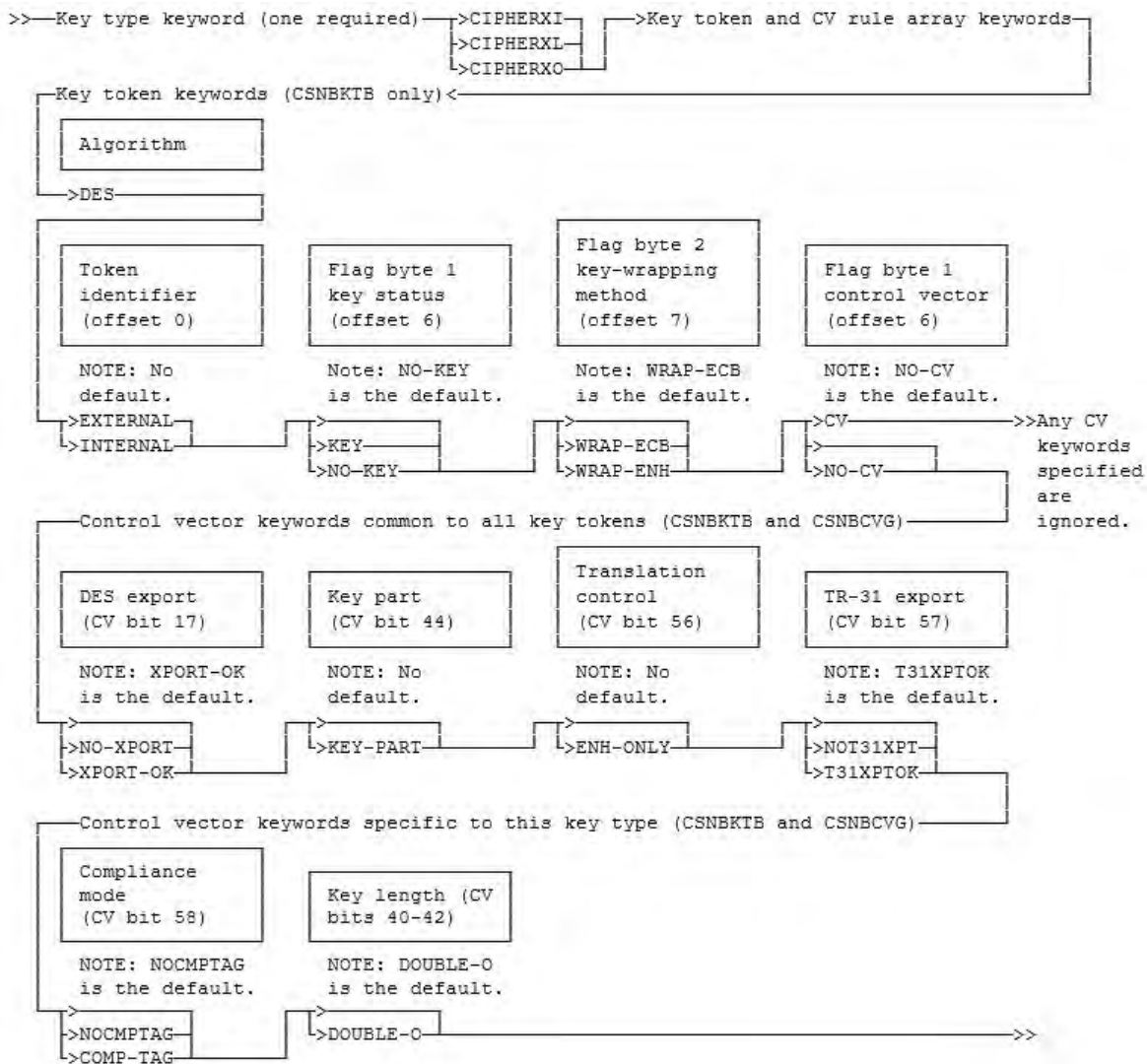


Figure 6. CSNBCVG, CSNBKTB, and CSNBKTP keyword combinations for DES CIPHERXI, CIPHERXL, and CIPHERXO keys

Figure 7 on page 49 shows the Control Vector Generate, Key Token Build, and Key Token Parse keyword combinations for DES key type DATA.

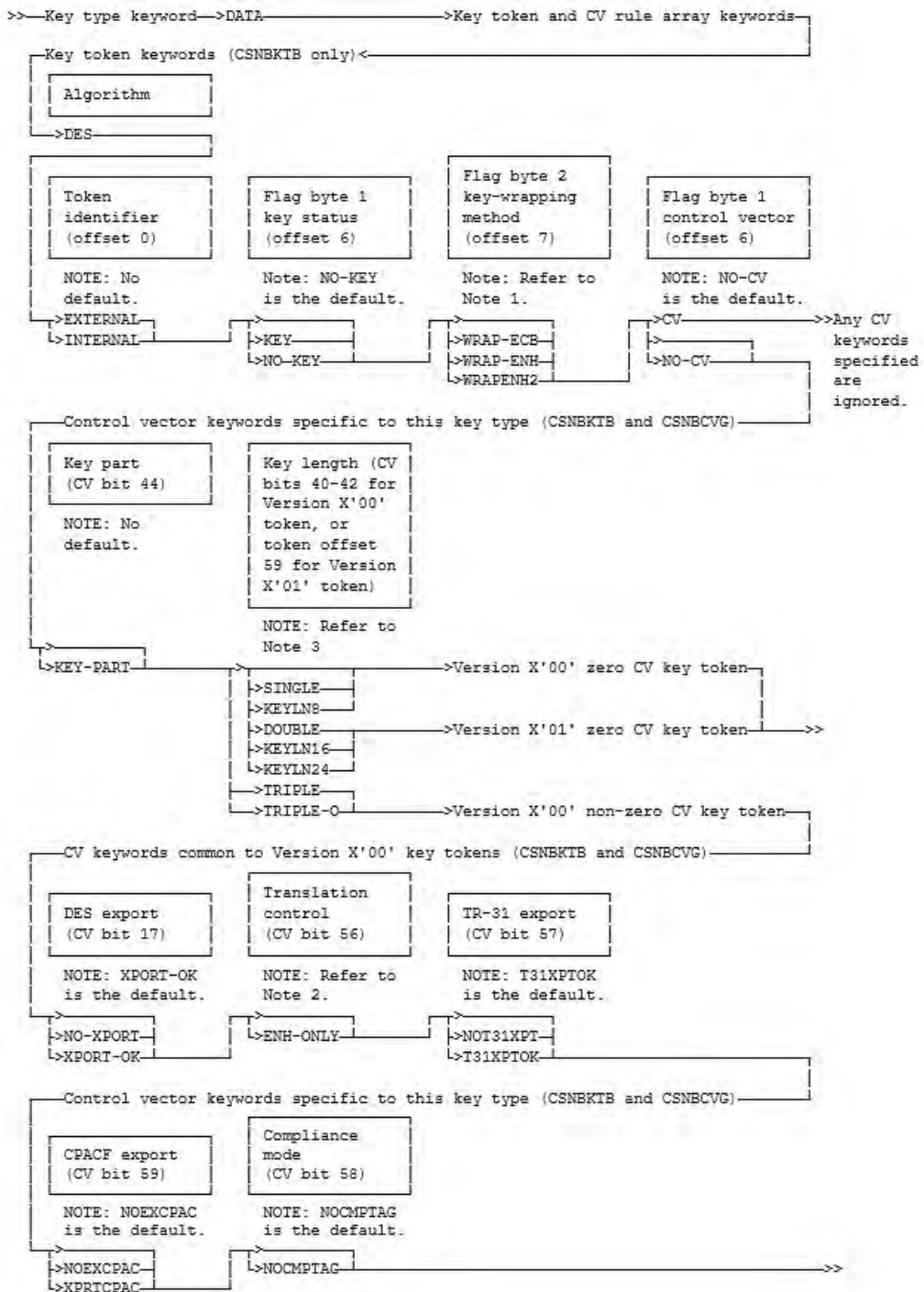


Figure 7. CSNBKTB, CSNBKTP, and CSNBKTP keyword combinations for DES DATA keys

Note:

1. **WRAPENH2** is only valid for **TRIPLE** or **TRIPLE-O**. If **TRIPLE** or **TRIPLE-O** is specified, **WRAPENH2** is the default. Otherwise, **WRAP-ECB** is the default.
2. **ENH-ONLY** is only valid with **WRAP-ENH** or **WRAPENH2**. **ENH-ONLY** is the default for **TRIPLE** or **TRIPLE-O**. Otherwise there is no default.
3. **KEYLN8** is synonymous with **SINGLE**. **KEYLN16** and **MIXED** are synonymous with **DOUBLE**. **TRIPLE** and **TRIPLE-O** are not valid with **WRAP-ECB** or **WRAP-ENH**. **SINGLE** is the default.

Figure 8 on page 50 shows the Control Vector Generate, Key Token Build, and Key Token Parse keyword combinations for DES key types DATAC, DATAM, and DATAMV.

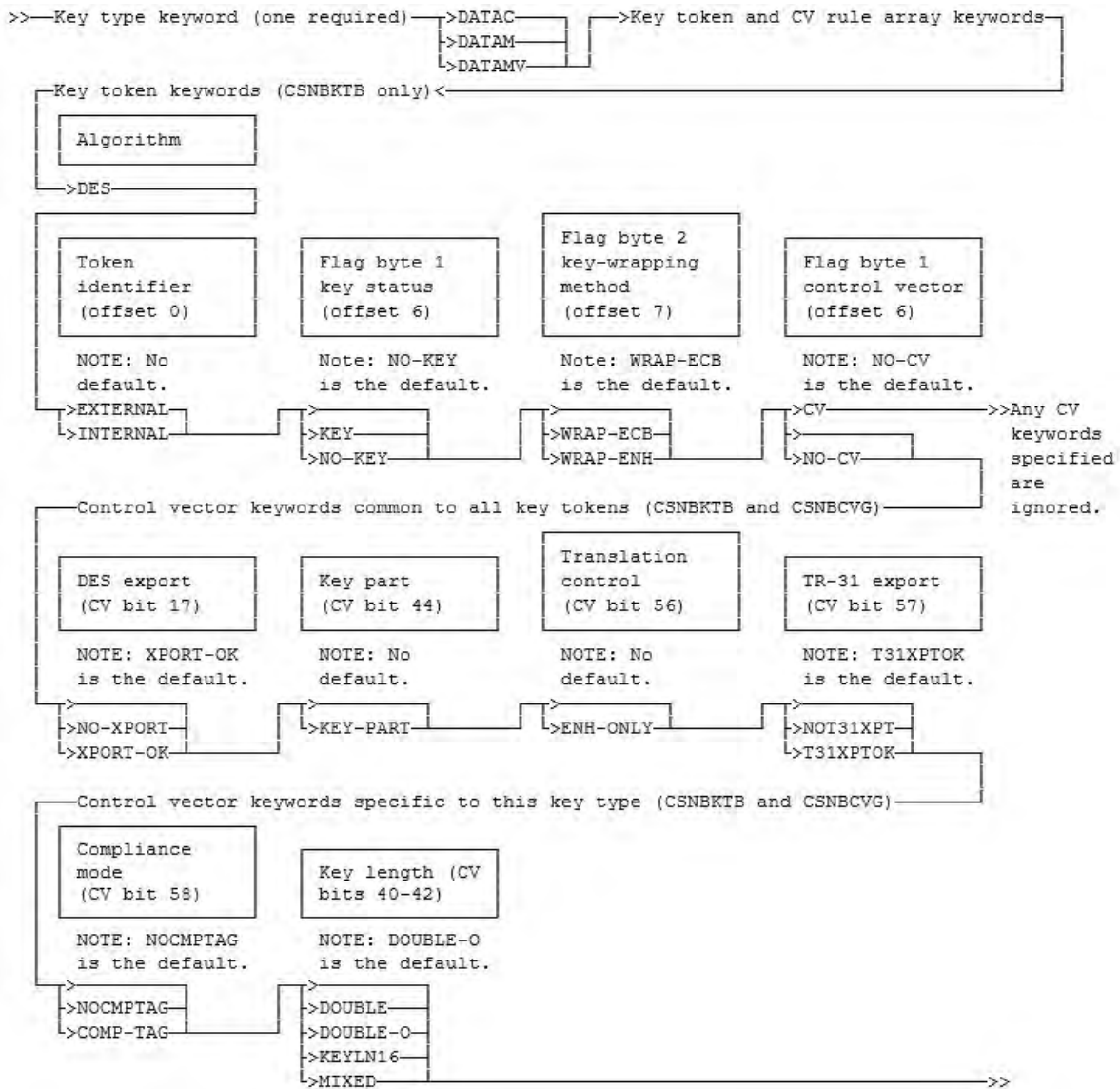


Figure 8. CSNBCVG, CSNBKTB, and CSNBKTP keyword combinations for DES DATAC, DATAM, and DATAMV keys

Note: KEYLN16 and MIXED are synonymous with DOUBLE. DOUBLE is the default.

Figure 9 on page 51 shows the Control Vector Generate, Key Token Build, and Key Token Parse keyword combinations for DES key types MAC and MACVER.

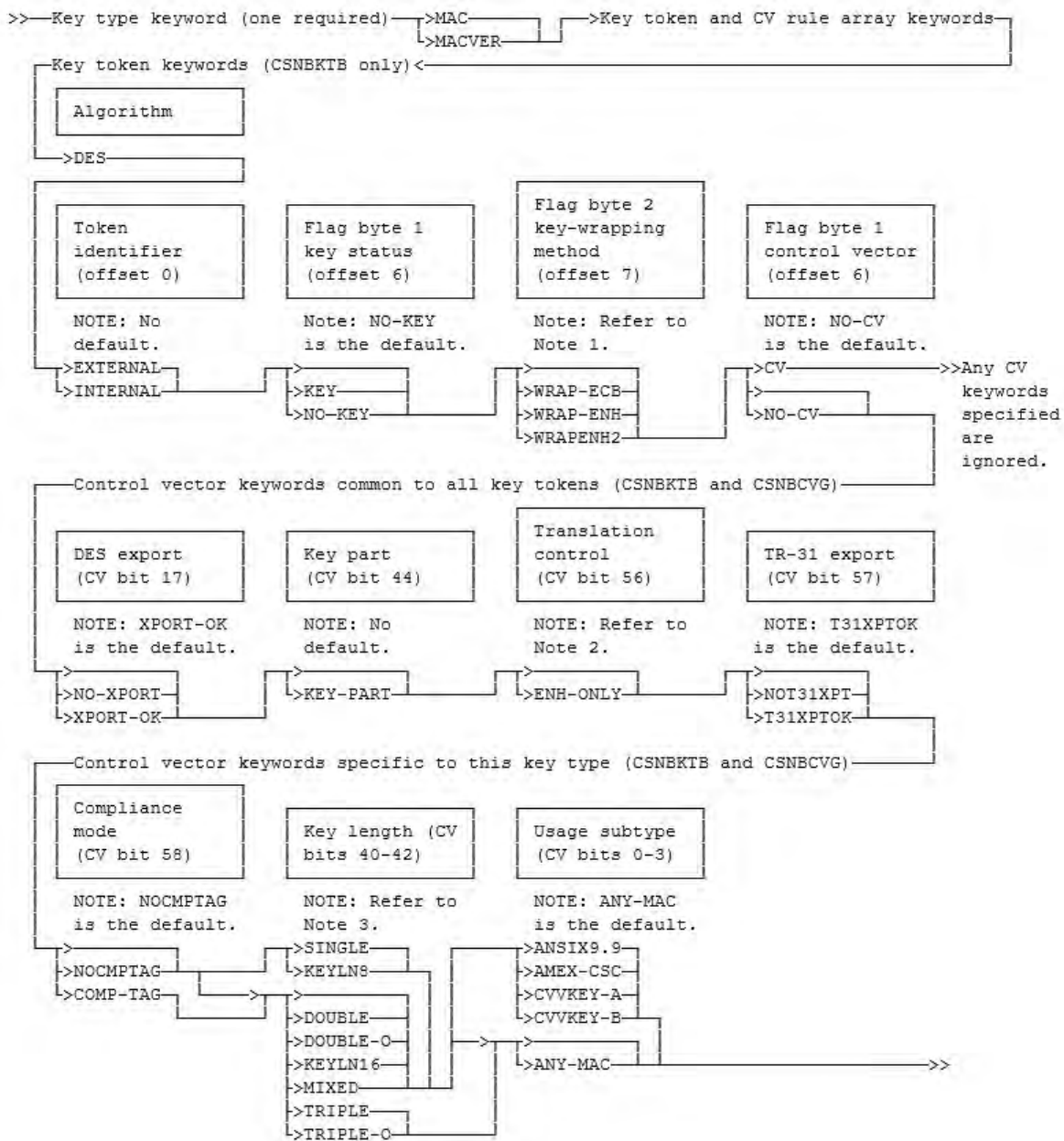


Figure 9. CSNBCVG, CSNBKTB, and CSNBKTP keyword combinations for DES MAC and MACVER keys

Note:

1. **WRAPENH2** is only valid for **TRIPLE** or **TRIPLE-O**. If **TRIPLE** or **TRIPLE-O** is specified, **WRAPENH2** is the default. Otherwise, **WRAP-ECB** is the default.
2. **ENH-ONLY** is only valid with **WRAP-ENH** or **WRAPENH2**. **ENH-ONLY** is the default for **TRIPLE** or **TRIPLE-O**. Otherwise there is no default.
3. **KEYLN8** is synonymous with **SINGLE**. **KEYLN16** and **MIXED** are synonymous with **DOUBLE**. **TRIPLE** and **TRIPLE-O** are not valid with **WRAP-ECB** or **WRAP-ENH**. **SINGLE** is the default.

Figure 10 on page 52 shows the Control Vector Generate, Key Token Build, and Key Token Parse keyword combinations for DES key type SECMMSG.

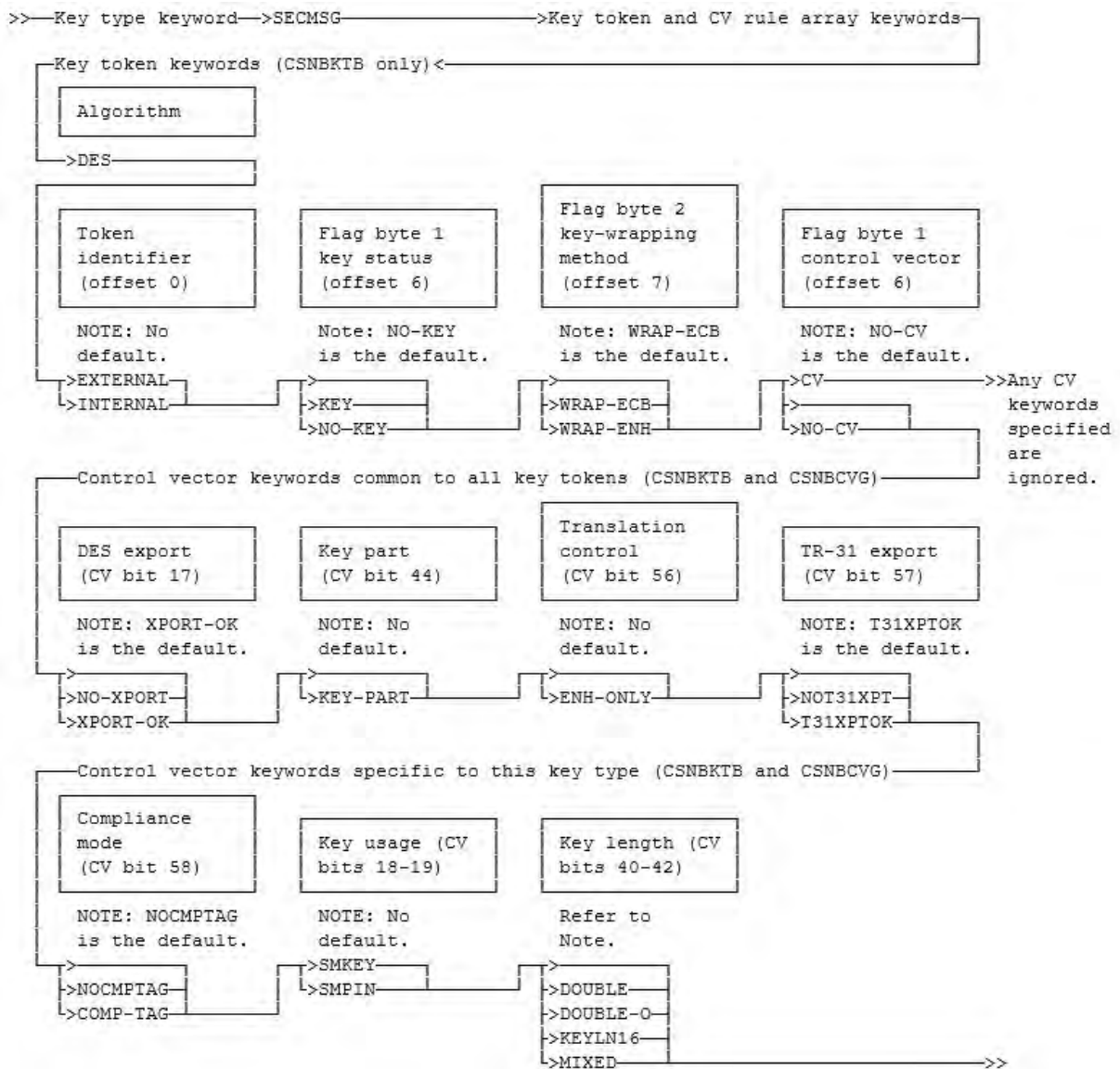


Figure 10. CSNBCVG, CSNBKTB, and CSNBKTP keyword combinations for DES SECMMSG keys

Note: KEYLN16 and MIXED are synonymous with DOUBLE. DOUBLE is the default.

Figure 11 on page 53 shows the Control Vector Generate, Key Token Build, and Key Token Parse keyword combinations for DES key type IPINENC.

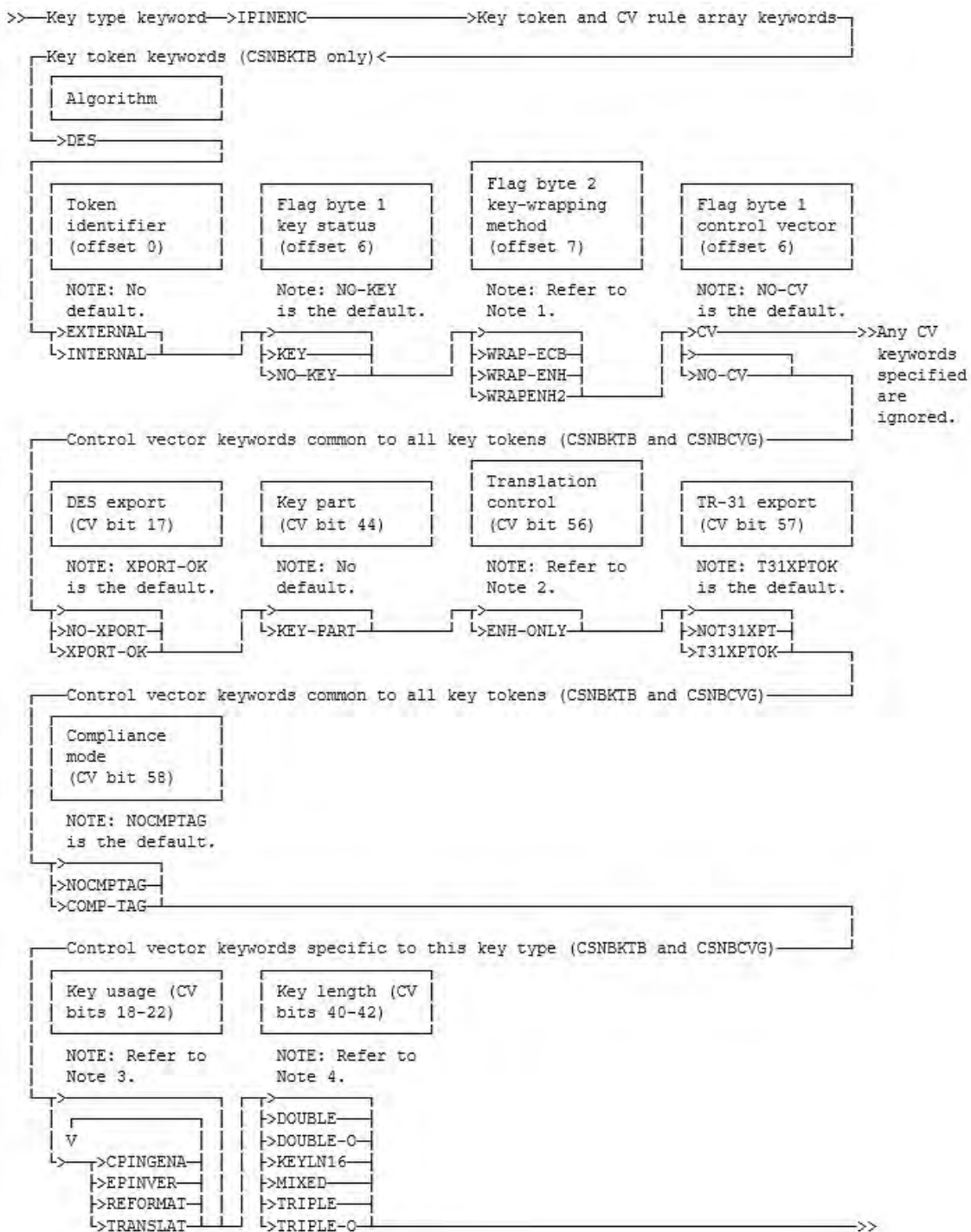


Figure 11. CSNBCVG, CSNBKTB, and CSNBKTP keyword combinations for DES IPINENC keys

Note:

1. **WRAPENH2** is only valid for **TRIPLE** or **TRIPLE-O**. If **TRIPLE** or **TRIPLE-O** is specified, **WRAPENH2** is the default. Otherwise, **WRAP-ECB** is the default.
2. **ENH-ONLY** is only valid with **WRAP-ENH** or **WRAPENH2**. **ENH-ONLY** is the default for **TRIPLE** or **TRIPLE-O**. Otherwise there is no default.
3. All keywords in this group are defaults unless one or more of these keywords are specified.
4. **KEYLN16** and **MIXED** are synonymous with **DOUBLE**. **TRIPLE** and **TRIPLE-O** are not valid with **WRAP-ECB** or **WRAP-ENH**. **DOUBLE** is the default.

Figure 12 on page 54 shows the Control Vector Generate, Key Token Build, and Key Token Parse keyword combinations for DES key type OPINENC.

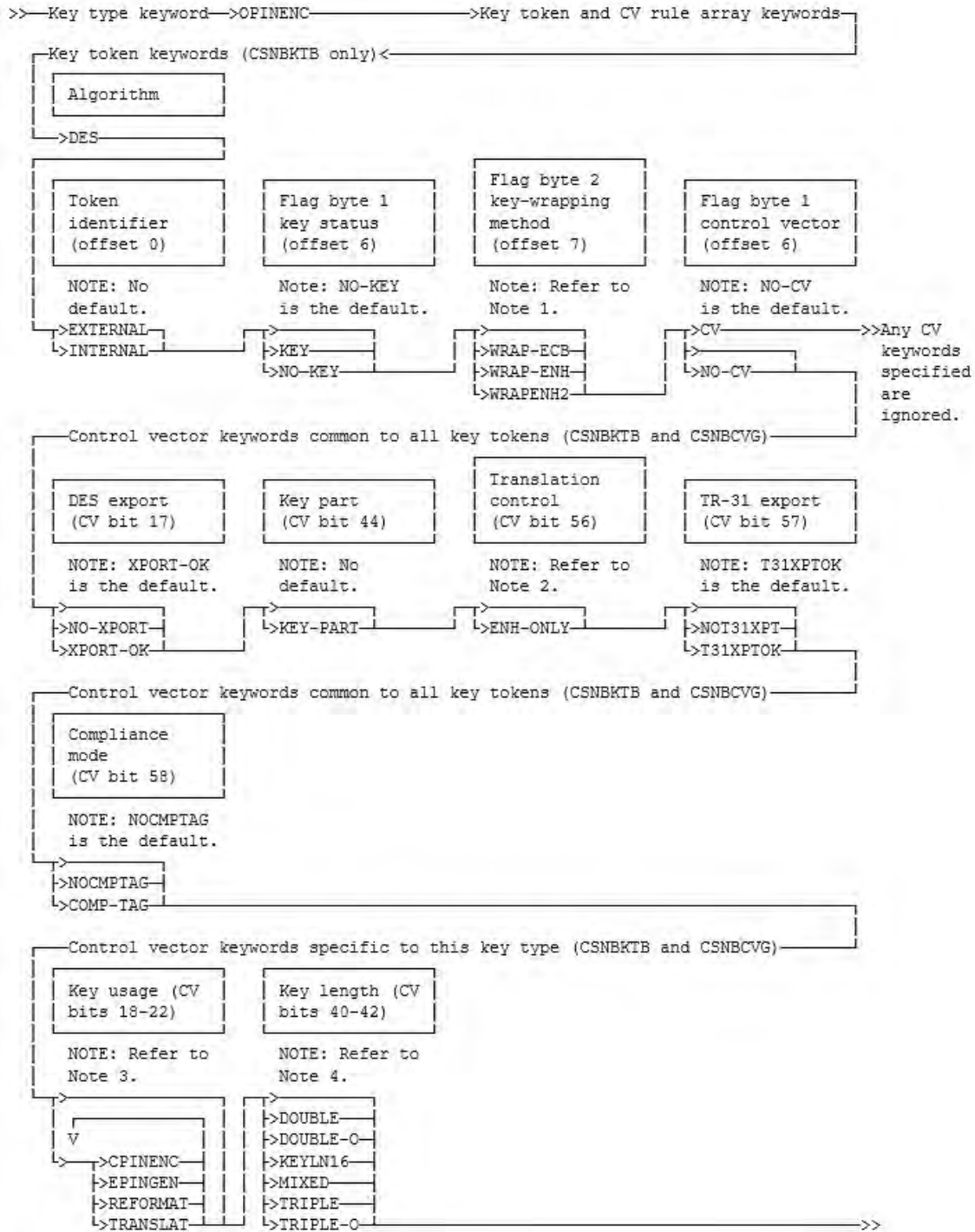


Figure 12. CSNBKTP, CSNBKTB, and CSNBKTP keyword combinations for DES OPINENC keys

Note:

1. **WRAPENH2** is only valid for **TRIPLE** or **TRIPLE-O**. If **TRIPLE** or **TRIPLE-O** is specified, **WRAPENH2** is the default. Otherwise, **WRAP-ECB** is the default.
2. **ENH-ONLY** is only valid with **WRAP-ENH** or **WRAPENH2**. **ENH-ONLY** is the default for **TRIPLE** or **TRIPLE-O**. Otherwise there is no default.
3. All keywords in this group are defaults unless one or more of these keywords are specified.

4. **KEYLN16** and **MIXED** are synonymous with **DOUBLE**. **TRIPLE** and **TRIPLE-O** are not valid with **WRAP-ECB** or **WRAP-ENH**. **DOUBLE** is the default.

Figure 13 on page 55 shows the Control Vector Generate, Key Token Build, and Key Token Parse keyword combinations for DES key type PINGEN.

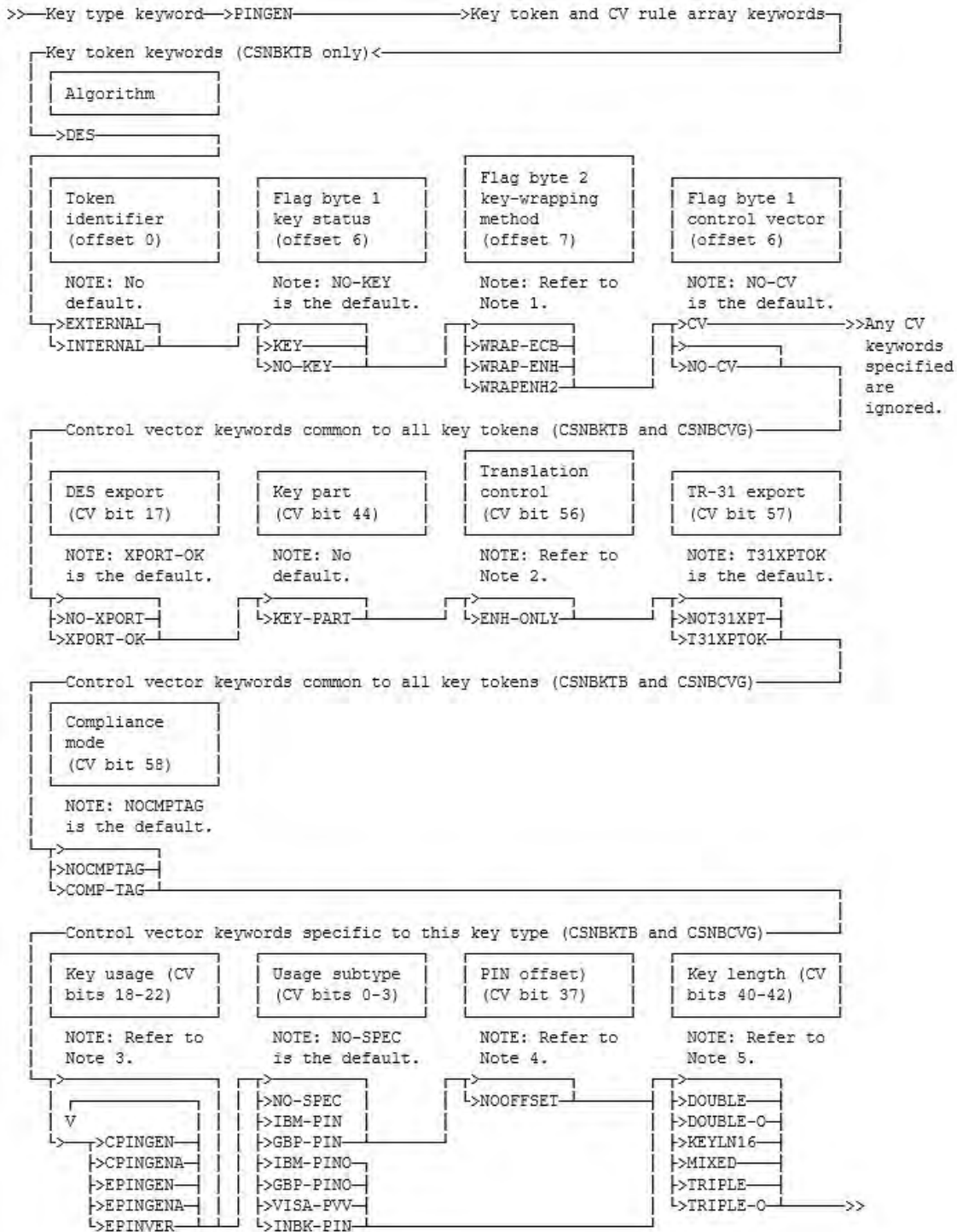


Figure 13. CSNBCVG, CSNBKTB, and CSNBKTP keyword combinations for DES PINGEN keys

Note:

1. **WRAPENH2** is only valid for **TRIPLE** or **TRIPLE-O**. If **TRIPLE** or **TRIPLE-O** is specified, **WRAPENH2** is the default. Otherwise, **WRAP-ECB** is the default.

2. **ENH-ONLY** is only valid with **WRAP-ENH** or **WRAPENH2**. **ENH-ONLY** is the default for **TRIPLE** or **TRIPLE-O**. Otherwise there is no default.
3. All keywords in this group are defaults unless one or more of these keywords are specified.
4. **NOOFFSET** has no effect with **NO-SPEC**, but is supported for backward compatibility. There is no default.
5. **KEYLN16** and **MIXED** are synonymous with **DOUBLE**. **TRIPLE** and **TRIPLE-O** are not valid with **WRAP-ECB** or **WRAP-ENH**. **DOUBLE** is the default.

Figure 14 on page 57 shows the Control Vector Generate, Key Token Build, and Key Token Parse keyword combinations for DES key type PINVER.

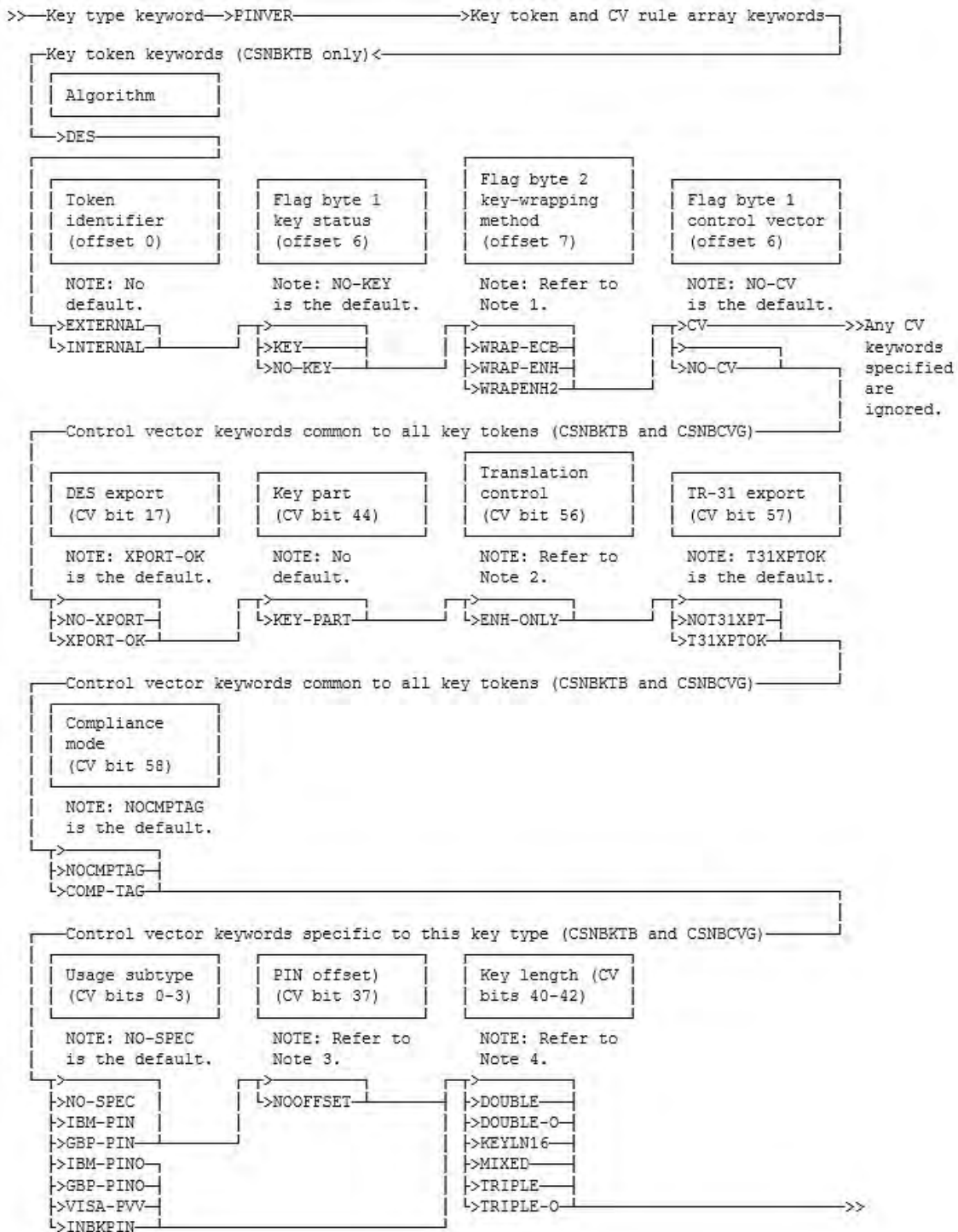


Figure 14. CSNBCVG, CSNBKTB, and CSNBKTP keyword combinations for DES PINVER keys

Note:

1. **WRAPENH2** is only valid for **TRIPLE** or **TRIPLE-O**. If **TRIPLE** or **TRIPLE-O** is specified, **WRAPENH2** is the default. Otherwise, **WRAP-ECB** is the default.
2. **ENH-ONLY** is only valid with **WRAP-ENH** or **WRAPENH2**. **ENH-ONLY** is the default for **TRIPLE** or **TRIPLE-O**. Otherwise there is no default.
3. **NOOFFSET** has no effect with **NO-SPEC**, but is supported for backward compatibility. There is no default.

4. **KEYLN16** and **MIXED** are synonymous with **DOUBLE**. **TRIPLE** and **TRIPLE-O** are not valid with **WRAP-ECB** or **WRAP-ENH**. **DOUBLE** is the default.

Figure 15 on page 58 shows the Control Vector Generate, Key Token Build, and Key Token Parse keyword combinations for DES key type EXPORTER.

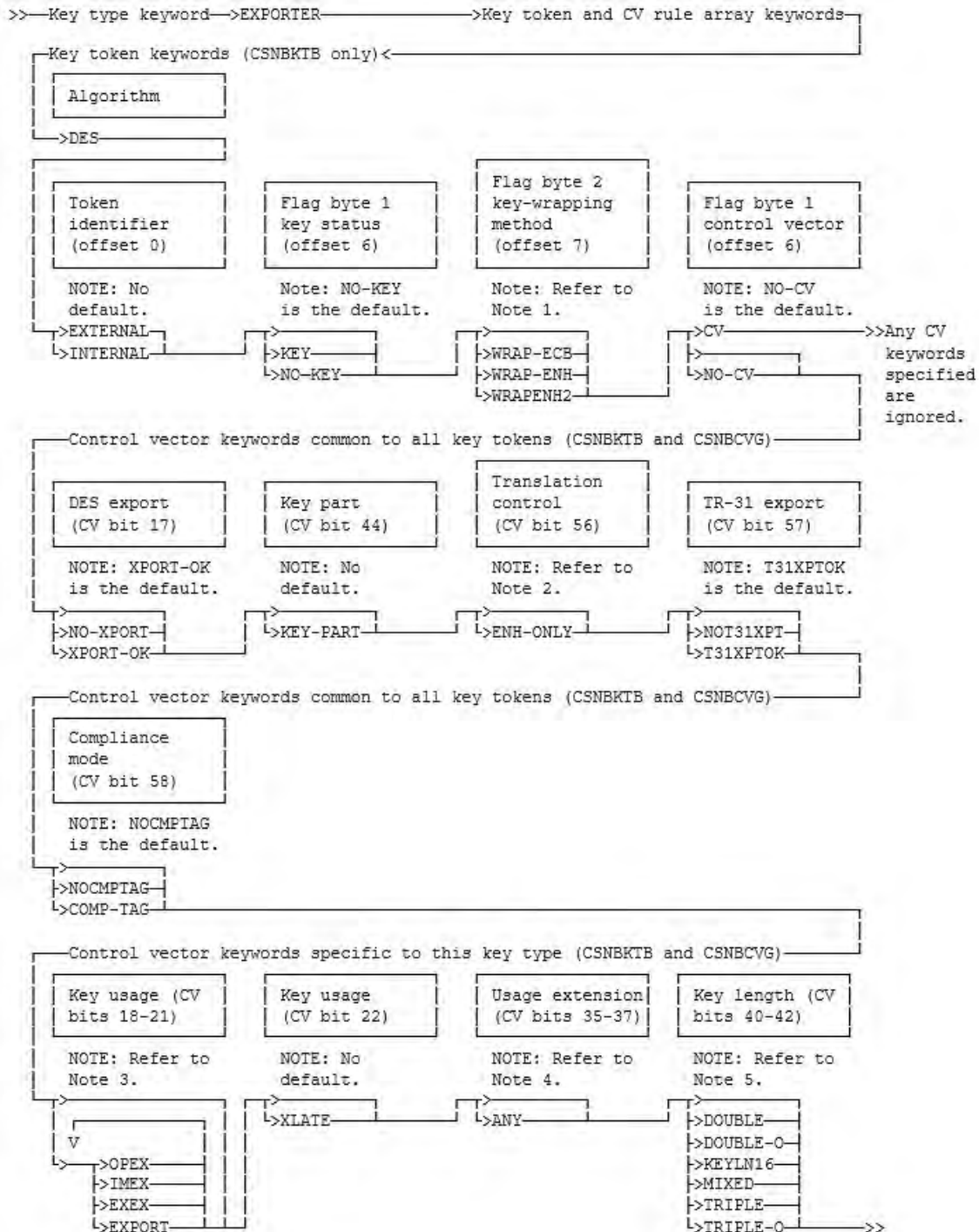


Figure 15. CSNBCVG, CSNBKTB, and CSNBKTP keyword combinations for DES EXPORTER keys

Note:

1. **WRAPENH2** is only valid for **TRIPLE** or **TRIPLE-O**. If **TRIPLE** or **TRIPLE-O** is specified, **WRAPENH2** is the default. Otherwise, **WRAP-ECB** is the default.

2. **ENH-ONLY** is only valid with **WRAP-ENH** or **WRAPENH2**. **ENH-ONLY** is the default for **TRIPLE** or **TRIPLE-O**. Otherwise there is no default.
3. All keywords in this group are defaults unless one or more of these keywords are specified.
4. Keyword **ANY** has been deprecated. Using **ANY** has no effect, but is allowed for backward compatibility.
5. **KEYLN16** and **MIXED** are synonymous with **DOUBLE**. **TRIPLE** and **TRIPLE-O** are not valid with **WRAP-ECB** or **WRAP-ENH**. **DOUBLE** is the default.

Figure 16 on page 59 shows the Control Vector Generate, Key Token Build, and Key Token Parse keyword combinations for DES key type IMPORTER.

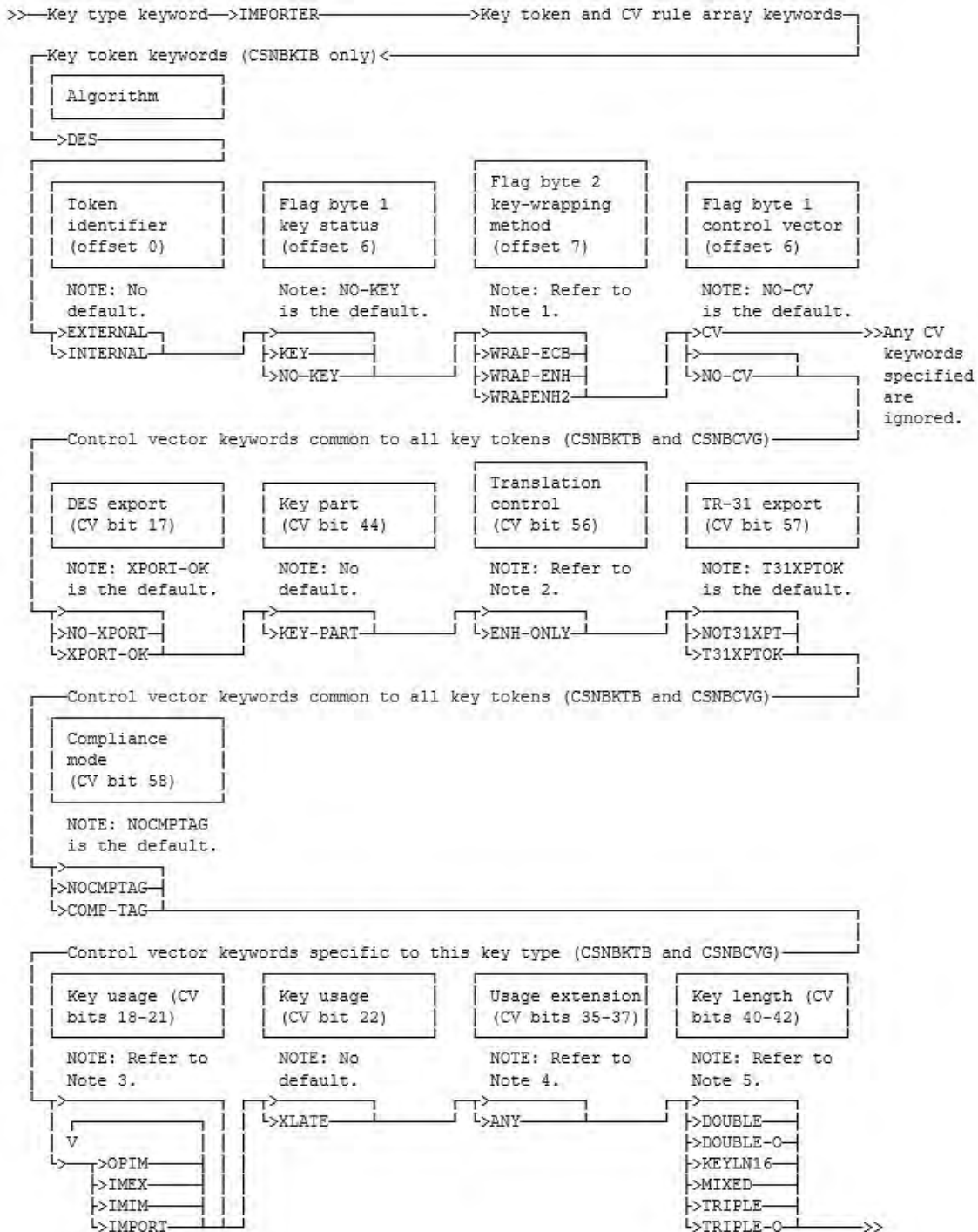


Figure 16. CSNBKTB, CSNBKTP, and CSNBKTP keyword combinations for DES IMPORTER keys

Note:

1. **WRAPENH2** is only valid for **TRIPLE** or **TRIPLE-O**. If **TRIPLE** or **TRIPLE-O** is specified, **WRAPENH2** is the default. Otherwise, **WRAP-ECB** is the default.
2. **ENH-ONLY** is only valid with **WRAP-ENH** or **WRAPENH2**. **ENH-ONLY** is the default for **TRIPLE** or **TRIPLE-O**. Otherwise there is no default.
3. All keywords in this group are defaults unless one or more of these keywords are specified.
4. Keyword **ANY** has been deprecated. Using **ANY** has no effect, but is allowed for backward compatibility.
5. **KEYLN16** and **MIXED** are synonymous with **DOUBLE**. **TRIPLE** and **TRIPLE-O** are not valid with **WRAP-ECB** or **WRAP-ENH**. **DOUBLE** is the default.

Figure 17 on page 60 shows the Control Vector Generate, Key Token Build, and Key Token Parse keyword combinations for DES key types **IKEYXLAT** and **OKEYXLAT**.

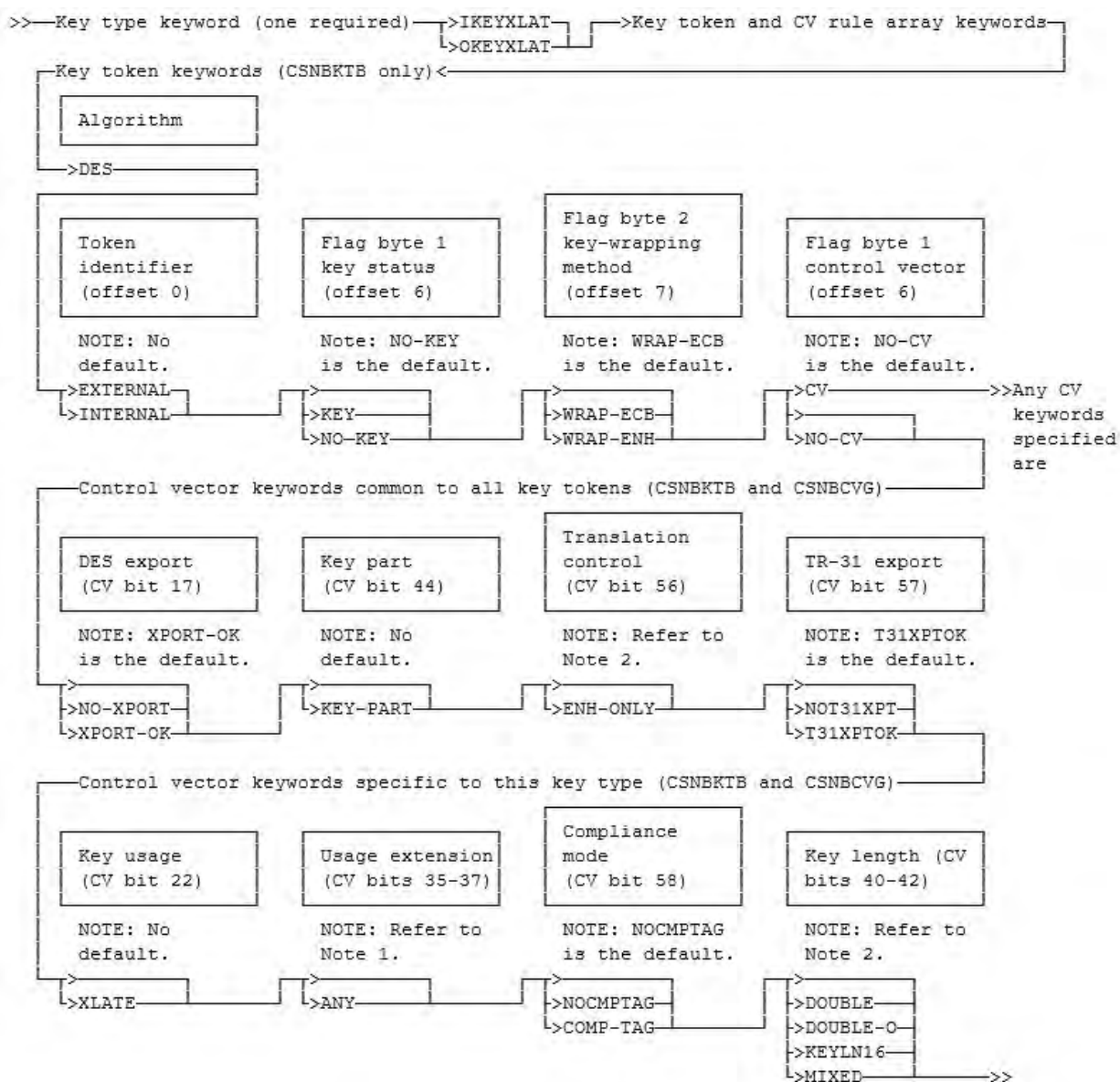


Figure 17. CSNBKCVG, CSNBKTB, and CSNBKTP keyword combinations for DES **IKEYXLAT** and **OKEYXLAT** keys

Note:

1. Keyword **ANY** has been deprecated. Using **ANY** has no effect, but is allowed for backward compatibility.
2. **KEYLN16** and **MIXED** are synonymous with **DOUBLE**. **DOUBLE** is the default.

Figure 18 on page 61 shows the Control Vector Generate, Key Token Build, and Key Token Parse keyword combinations for DES key type DKYGENKY.

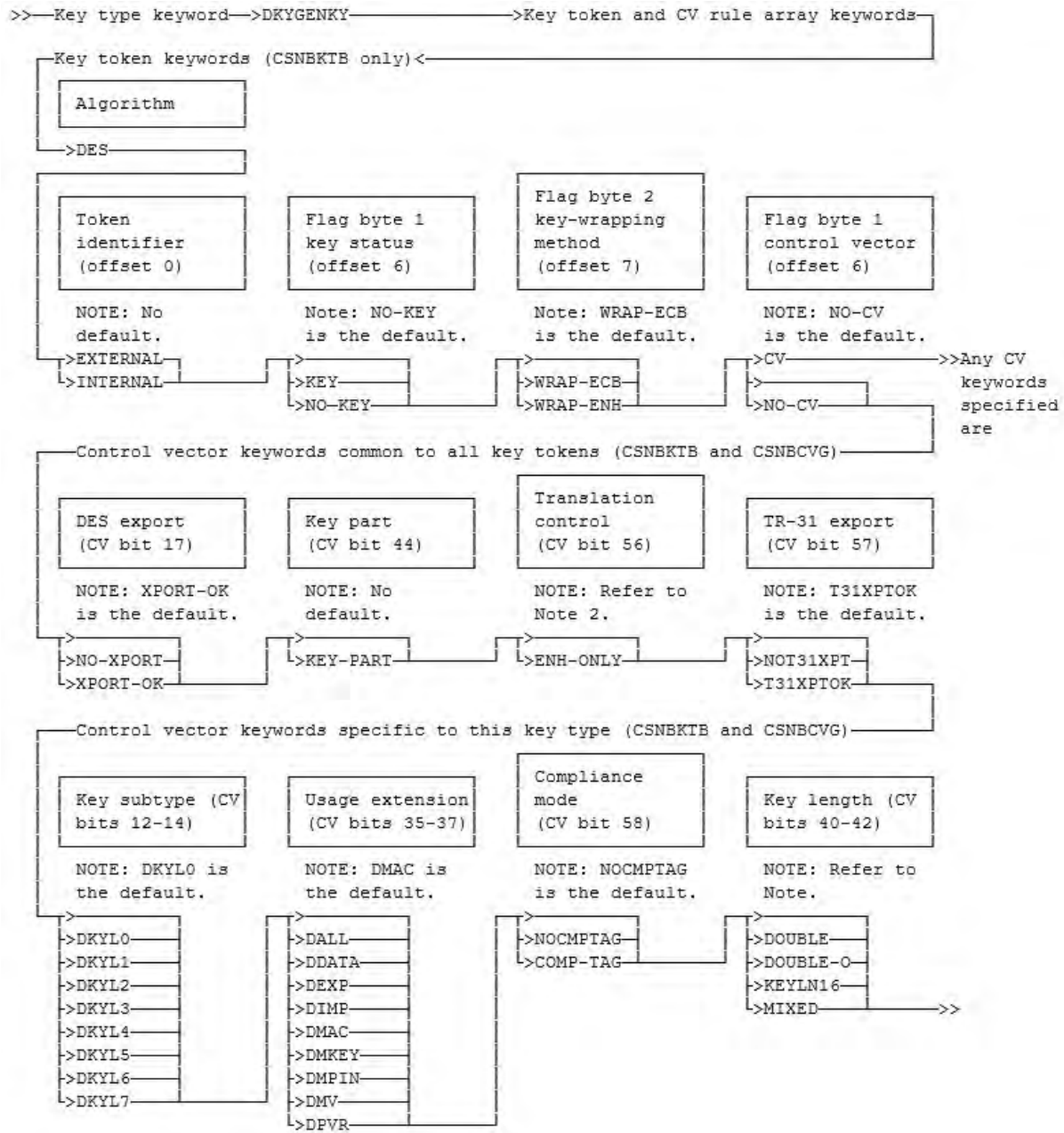


Figure 18. CSNBKTVG, CSNBKTB, and CSNBKTP keyword combinations for DES DKYGENKY keys

Note: **KEYLN16** and **MIXED** are synonymous with **DOUBLE**. **DOUBLE** is the default.

Figure 19 on page 62 shows the Control Vector Generate, Key Token Build, and Key Token Parse keyword combinations for DES key type KEYGENKY.

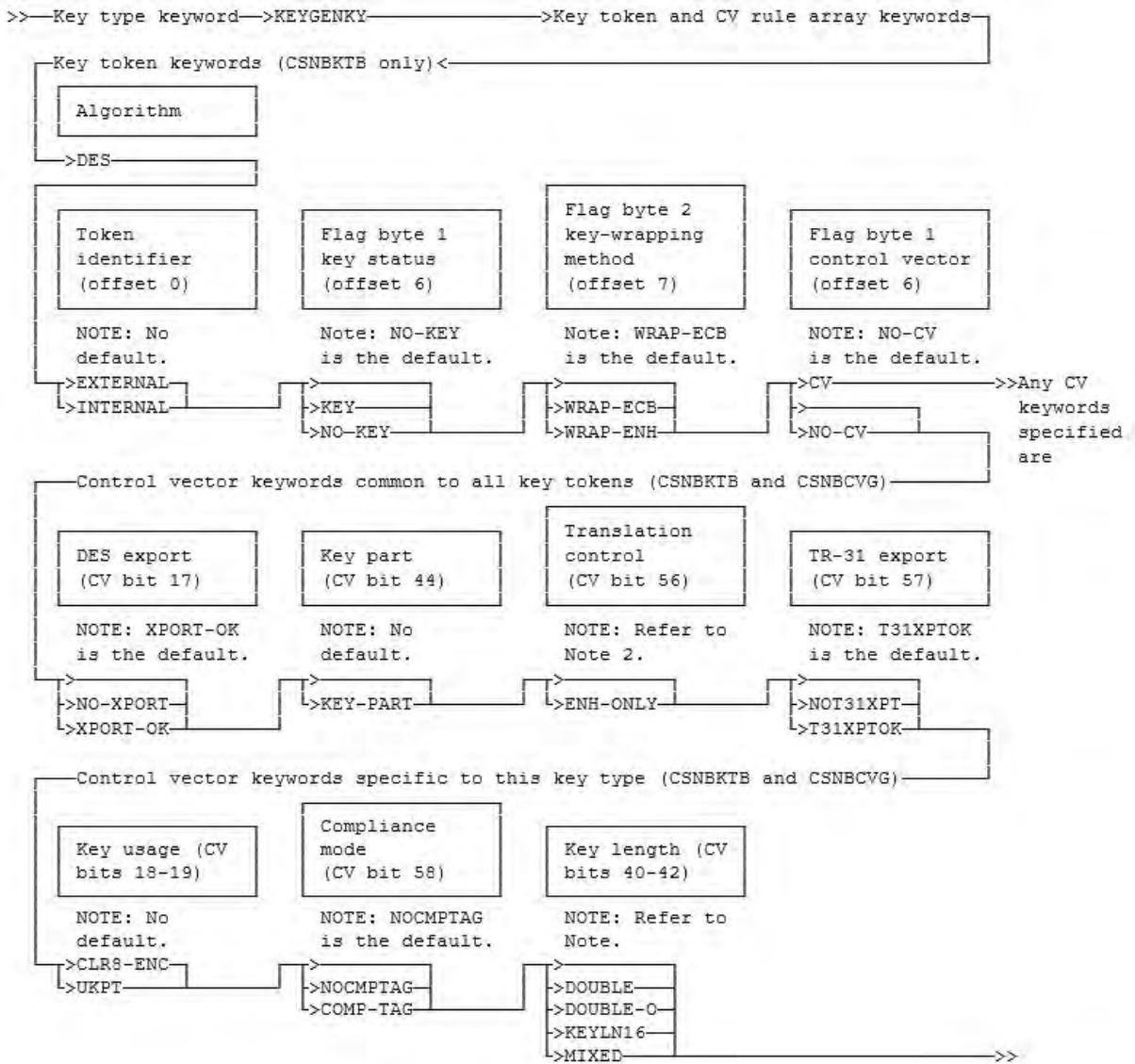


Figure 19. CSNBKTP, CSNBKTB, and CSNBKTP keyword combinations for DES KEYGENKY keys

Note: KEYLN16 and MIXED are synonymous with DOUBLE. DOUBLE is the default.

Figure 20 on page 63 shows the Control Vector Generate, Key Token Build, and Key Token Parse keyword combinations for DES key types CVARDEC, CVARENC, CVARPINE, CVARXCVL, and CVARXCVR.

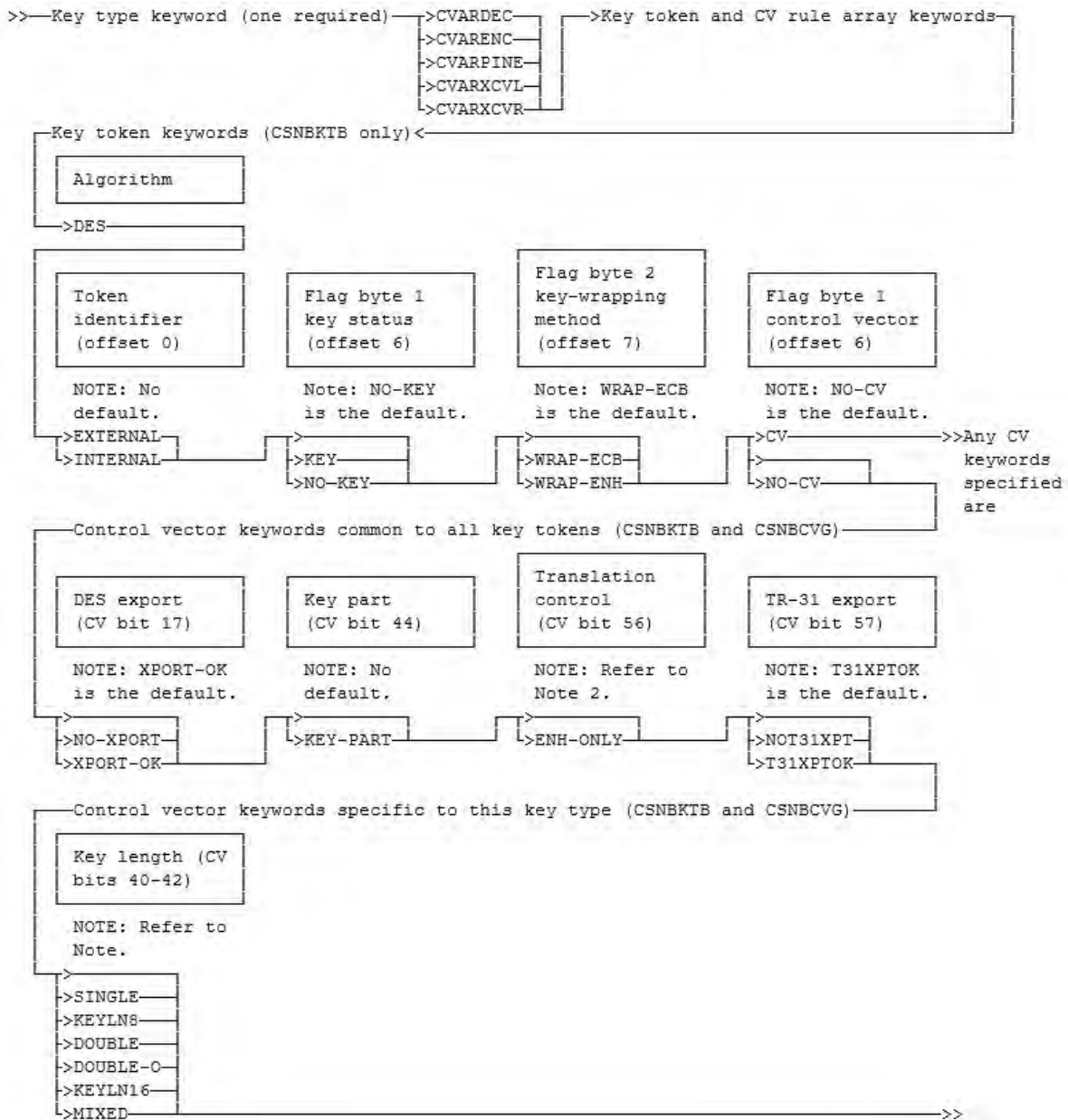


Figure 20. CSNBCVG, CSNBKTB, and CSNBKTP keyword combinations for DES CVARDEC, CVARENC, CVARPINE, CVARXCVL, and CVARXCVR keys

Note: **KEYLN8** is synonymous with **SINGLE**. **KEYLN16** and **MIXED** are synonymous with **DOUBLE**. **SINGLE** is the default. The Cryptographic Variable Encipher service only supports single length keys, so do not specify **DOUBLE**, **DOUBLE-O**, **KEYLN16**, or **MIXED** if the key is to be used by this service.

Table 9. DES control vector key-subtype and key-usage keywords	
Keyword	Meaning
<i>Key-encrypting keys</i>	
OPIM	IMPORTER keys that have a control vector with this attribute can be used in the Key Generate verb when the key form is OPIM.
IMEX	IMPORTER and EXPORTER keys that have a control vector with this attribute can be used in the Key Generate verb when the key form is IMEX.

Table 9. DES control vector key-subtype and key-usage keywords (continued)

Keyword	Meaning
IMIM	IMPORTER keys that have a control vector with this attribute can be used in the Key Generate verb when the key form is IMIM.
IMPORT	IMPORTER keys that have a control vector with this attribute can be used to import a key in the Key Import verb.
OPEX	EXPORTER keys that have a control vector with this attribute can be used in the Key Generate verb when the key form is OPEX.
EXEX	EXPORTER keys that have a control vector with this attribute can be used in the Key Generate verb when the key form is EXEX.
EXPORT	EXPORTER keys that have a control vector with this attribute can be used to export a key in the Key Export verb.
XLATE	IMPORTER and EXPORTER keys that have a control vector with this attribute can be used in the Key Translate or Key Translate2 verbs.
ANY	Key-encrypting keys that have a control vector with this attribute can be used to transport any type of key. The meaning of this keyword has been discontinued, and its usage is allowed for backward compatibility reasons only.
NOT-KEK	Key-encrypting keys that have a control vector with this attribute formerly could not be used to transport key-encrypting keys. The meaning of this keyword has been discontinued and its usage is allowed for backward compatibility reasons only.
DATA	Key-encrypting keys that have a control vector with this attribute formerly could only be used to transport keys with a key type of DATA, CIPHER, ENCIPHER, DECIPHER, MAC, and MACVER. The meaning of this keyword has been discontinued and its usage is allowed for backward compatibility reasons only.
PIN	Key-encrypting keys that have a control vector with this attribute formerly could only be used to transport keys with a key type of PINVER, IPINENC, and OPINENC. The meaning of this keyword has been discontinued and its usage is allowed for backward compatibility reasons only.
LMTD-KEK	Key-encrypting keys that have a control vector with this attribute formerly could only be used to exchange keys with key-encrypting keys that carry NOT-KEK, PIN, or DATA key-type ciphering restrictions. The meaning of this keyword has been discontinued and its usage is allowed for backward compatibility reasons only.
<i>MAC keys</i>	
ANY-MAC	Any MAC verb can use this key.
ANSIX9.9	The meaning of this keyword has been discontinued and its usage is allowed for backward compatibility reasons only.
CVVKEY-A	Restricts the usage to single-length key-A key or double-length key-A and key-B keys for the CVV Generate and CVV Verify verbs.
CVVKEY-B	Restricts the usage to single-length key-B key for the CVV Generate and CVV Verify verbs.
<i>Data operation keys</i>	
SMKEY	Enable the encryption of keys in an EMV secure message.
SMPIN	Enable the encryption of PINs in an EMV secure message.
<i>PIN keys</i>	
NO-SPEC	The control vector does not require a specific PIN-calculation method.

Table 9. DES control vector key-subtype and key-usage keywords (continued)

Keyword	Meaning
IBM-PIN	Select the IBM 3624 PIN-calculation method.
IBM-PINO	Select the IBM 3624 PIN-calculation method with offset processing.
GBP-PIN	Select the IBM German Bank Pool PIN-calculation method.
GBP-PINO	Select the IBM German Bank Pool PIN-calculation method with institution-PIN input or output.
VISA-PVV	Select the Visa PVV PIN-calculation method.
INBK-PIN	Select the InterBank PIN-calculation method.
NOOFFSET	Indicates that a PINGEN or PINVER key cannot participate in the generation or verification of a PIN when an offset process is requested.
CPINGEN	The key can participate in the Clear PIN Generate verb.
CPINGENA	The key can participate in the Clear PIN Generate Alternate verb.
EPINGEN	The key can participate in the Encrypted PIN Generate verb.
EPINVER	The key can participate in the Encrypted PIN Verify verb.
CPINENC	The key can participate in the Clear PIN Encrypt verb.
REFORMAT	The key can participate in the Encrypted PIN Translate verb in the <i>Reformat</i> mode.
TRANSLAT	The key can participate in the Encrypted PIN Translate verb in the <i>Translate</i> mode.
<i>Key-generating keys</i>	
CLR8-ENC	The key can be used to multiply encrypt eight bytes of clear data with a generating key.
DALL	The key can be used to generate keys with the following key types: DATA, DATAC, DATAM, DATAMV, DMKEY, DMPIN, EXPORTER, IKEYXLAT, IMPORTER, MAC, MACVER, OKEYXLAT, and PINVER.
DDATA	The key can be used to generate a single-length or double-length DATA or DATAC key.
DEXP	The key can be used to generate an EXPORTER or an OKEYXLAT key.
DIMP	The key can be used to generate an IMPORTER or an IKEYXLAT key.
DMAC	The key can be used to generate a MAC or DATAM key.
DMKEY	The key can be used to generate a SECMSG with SMKEY secure messaging key for encrypting keys.
DMPIN	The key can be used to generate a SECMSG with SMPIN secure messaging key for encrypting PINs.
DMV	The key can be used to generate a MACVER or DATAMV key.
DPVR	The key can be used to generate a PINVER key.
DKYLO	A DKYGENKY key with this subtype can be used to generate a key based on the key-usage bits.
DKYL1	A DKYGENKY key with this subtype can be used to generate a DKYGENKY key with a subtype of DKYLO.
DKYL2	A DKYGENKY key with this subtype can be used to generate a DKYGENKY key with a subtype of DKYL1.

Table 9. DES control vector key-subtype and key-usage keywords (continued)

Keyword	Meaning
DKYL3	A DKYGENKY key with this subtype can be used to generate a DKYGENKY key with a subtype of DKYL2.
DKYL4	A DKYGENKY key with this subtype can be used to generate a DKYGENKY key with a subtype of DKYL3.
DKYL5	A DKYGENKY key with this subtype can be used to generate a DKYGENKY key with a subtype of DKYL4.
DKYL6	A DKYGENKY key with this subtype can be used to generate a DKYGENKY key with a subtype of DKYL5.
DKYL7	A DKYGENKY key with this subtype can be used to generate a DKYGENKY key with a subtype of DKYL6.
<i>Key lengths</i>	
MIXED	Indicates that the key can be either a replicated single-length key or a double-length key with two different, random 8-byte values.
SINGLE, KEYLN8	Specifies the key as a single-length key.
DOUBLE, KEYLN16	Specifies the key as a double-length key.
TRIPLE	Specifies the key as a triple-length key.
<i>Miscellaneous attributes</i>	
XPORT-OK	Permits the key to be exported by Key Export or Data Key Export. Also permits the key to be exported by the Key Export to TR31 verb, unless <i>NOT31XPT</i> is set (CV bit 27 = B'1').
NO-XPORT	Prohibits the key from being exported by Key Export or Data Key Export.
KEY-PART	Specifies the control vector is for a key part.
ENH-ONLY	Prohibits the key from being wrapped with the legacy method once it has been wrapped with the enhanced method.
T31XPTOK	Permits the key to be exported by the Key Export to TR31 verb.
NOT31XPT	Prohibits the key from being exported by the Key Export to TR31 verb.

Triple-length TDES keys

The cryptographic keys are grouped into the following categories based on the functions that they perform.

Depending on the key type, a DES key can be single, double, or triple in length (triple-length TDES keys are supported in Release 5.4 or later). A single-length DES key can be used for single DES operations, while a double-length or triple-length key can be used for Triple-DES (TDES) operations. Assuming unique key parts, a triple-length TDES key provides far greater protection against an adversary obtaining the clear value of the enciphered quantity than a double-length TDES or single-length DES key.

Note: Three-key TDES keys with unique key parts are strongly recommended to be used whenever possible for any new applications. Each DES key type supports double-length keys for TDES (that is, two-key TDES). Beginning with Release 5.4, some DES key types support triple-length keys for TDES (that is, three-key TDES). Table 33 on page 200 defines which key types do and do not support triple-length TDES keys.

Table 10. List of supported and unsupported triple-length TDES key types (Release 5.4 or later)

DES key category	Supported triple-length TDES key types	Unsupported triple-length TDES key types
Data operation keys	DATA, CIPHER, DECIPHER, ENCIPHER, MAC, MACVER	DATAC, DATAM, DATAMV, CIPHERXI, CIPHERXO, CIPHERXL, SECMSG
PIN processing keys	PINGEN, PINVER, IPINENC, OPINENC	N/A
Cryptographic variable encrypting keys	N/A	CVARPINE, CVARDEC, CVARXCVL, CVARXCVR, CVARENC
Key encrypting keys	EXPORTER, IMPORTER, IMP-PKA	OKEYXLAT, IKEYXLAT
Key generating keys	N/A	KEYGENKY, DKYGENKY

Verbs for managing AES and DES key storage files

CCA provides API functions to allow application programs to manage the AES and DES key storage file, where key tokens are stored when the program references them by key label name.

The following verbs are used to manage the AES and DES key storage files:

- AES Key Record Create (CSNBAKRC)
- AES Key Record Delete (CSNBAKRD)
- AES Key Record List (CSNBAKRL)
- AES Key Record Read (CSNBAKRR)
- AES Key Record Write (CSNBAKRW)
- DES Key Record Create (CSNBKRC)
- DES Key Record Delete (CSNBKRD)
- DES Key Record List (CSNBKRL)
- DES Key Record Read (CSNBKRR)
- DES Key Record Write (CSNBKRW)

Verbs for managing the PKA key storage file and PKA keys in the cryptographic engine

The PKA key storage file is a repository for RSA keys, similar to the AES and DES key storage files.

An application can store keys in the key storage file and refer to them by label when using any of the verbs which accept RSA key tokens as input. The following verbs are used to manage the PKA key storage file, or PKA keys stored in the cryptographic engine:

- PKA Key Record Create (CSNDKRC)
- PKA Key Record Delete (CSNDKRD)
- PKA Key Record List (CSNDKRL)
- PKA Key Record Read (CSNDKRR)
- PKA Key Record Write (CSNDKRW)
- Retained Key Delete (CSNDRKD)
- Retained Key List (CSNDRKL)

EC Diffie-Hellman key agreement models

You can specify an EC Diffie-Hellman agreement model, or obtain the shared secret value without deriving a key.

Token agreement scheme

The caller must have both the required key tokens and both party's identifiers, including a randomly generated nonce.

Combine the exchanged nonce and Party Info into the party identifier. (Both parties must combine this information in the same format.) Then call the EC Diffie-Hellman verb, where "EC" means Elliptic Curve. Specify a skeleton token or the label of a skeleton token as the output key identifier to be used as a container for the computed symmetric key material. Note, both parties must specify the same key type in their skeleton key tokens.

- Specify rule-array keyword DERIV01 to denote the Static Unified Model key agreement scheme.
- Specify an ECC token as the private key identifier containing this party's ECC public-private key pair.
- Optionally specify a private KEK key identifier, if the key pair is in an external key token.
- Specify an ECC token as the public key identifier containing the other party's ECC public key part.
- Specify a skeleton token as the output key identifier to be used as a container for the computed symmetric key material.
- Optionally specify an output KEK key identifier, if the output key is to be in an external key token.
- Specify the combined party info (including nonce) as the party identifier.
- Specify the desired size of the key to be derived (in bits) as the key bit length.

Obtaining the raw "Z" value

The caller must then derive the final key material using a method of their choice. Do not specify any party info.

- Specify rule array keyword PASSTHRU to denote no key agreement scheme.
- Specify an ECC token as the private key identifier containing this party's ECC public-private key pair.
- Optionally specify a private KEK key identifier, if the key pair is in an external key token.
- Specify an ECC token as the public key identifier containing the other party's ECC public key part.
- The output key identifier will be populated with the resulting shared secret material.

Improved remote key distribution

New methods have been added for securely transferring symmetric encryption keys to remote devices, such as Automated Teller Machines (ATMs), PIN-entry devices, and point of sale terminals.

These methods can also be used to transfer symmetric keys to another cryptographic system of any type, such as a different kind of Hardware Security Module (HSM) in an IBM or non IBM computer server.

This change replaces expensive human operations with network transactions that can be processed quickly and inexpensively. This method makes significant interoperability improvements to related cryptographic key-management functions.

In [“Remote key loading” on page 69](#), an ATM scenario illustrates the operation of the new methods. Other uses of this method are also possible.

Remote key loading

Remote key loading is the process of installing symmetric encryption keys into a remotely located device from a central administrative site.

This encompasses two phases of key distributions:

- Distribution of initial key encrypting keys (KEKs) to a newly installed device. A KEK is a type of symmetric encryption key that is used to encrypt other keys so that they can be securely transmitted over unprotected paths.
- Distribution of operational keys or replacement KEKs, enciphered under a KEK currently installed in the device.

Access control points are assigned to roles to control keyword usage in the services provided for ATM remote key loading. [Table 11 on page 69](#) lists the access control points used by the ATM remote key loading function.

<i>Table 11. Access control points used by ATM remote key loading</i>			
Verb name	Entry point	Offset	Access Control Point name and comments
Trusted Block Create	CSNDTBC	X'030F'	Trusted Block Create - Create Block in inactive form
Trusted Block Create	CSNDTBC	X'0310'	Trusted Block Create - Activate an inactive block
PKA Key Import	CSNDPKI	X'0311'	PKA Key Import - Import an external trusted block Convert a trusted block from external to internal format
PKA Key Import	CSNDPKI	X'0104'	PKA Key Import
Remote Key Export	CSNDRKX	X'0312'	Remote Key Export - Gen or export a non-CCA node key
Key Generate Remote Key Export	CSNBKGN CSNDRKX	X'00DB'	Key Generate - SINGLE-R Replication of a single-length source key (which is either an RKX token or a CCA token) if the output symmetric encryption result is to be a CCA token, and the CV in the trusted block's Common Export Key Parameters TLV Object is 16 bytes with key form bits 'fff' set to X'010' for the left half and X'001' for the right half.
Key Import	CSNBKIM	X'027B'	Key Import - Unrestricted The importer key identifier in the initial code release must have unique halves.
Key Export	CSNBKEX	X'0276'	Key Export - Unrestricted The transport key identifier in the initial code release must have unique halves.

Remote key loading methods

New remote key loading methods have been developed to overcome some of the shortcomings of the old manual key loading methods.

These new methods define acceptable techniques using public key cryptography to load keys remotely. Using these new methods, initial KEKs can be loaded without sending people to the remote device. This will reduce labor costs, be more reliable, and be much less expensive to install and change keys.

The new cryptographic features provide new methods for the creation and use of the special key forms needed for remote key distribution of this type. In addition, the new cryptographic features provide ways to solve long-standing barriers to secure key exchange with non-IBM cryptographic systems.

After an ATM is in operation, new keys can be installed as needed, by sending them enciphered under a KEK installed previously. This is straightforward in concept, but the cryptographic architecture in ATMs is often different from that of the host system that is sending the keys, and it is difficult to export the keys in a form understood by the ATM. For example, cryptographic architectures often enforce key-usage restrictions in which a key is bound to data describing limitations on how it can be used (for encrypting data, for encrypting keys, for operating on Message Authentication Codes (MACs), and so forth). The encoding of these restrictions and the method used to bind them to the key itself differs among cryptographic architectures, and it is often necessary to translate the format to that understood by the target device prior to a key being transmitted. It is difficult to do this without reducing security in the system; typically it is done by making it possible to arbitrarily change key-usage restrictions.

The methods described here provide a mechanism through which the system owner can securely control these translations, preventing the majority of attacks that could be mounted by modifying usage restrictions.

A data structure called a *trusted block* is defined to facilitate the remote key loading methods. The trusted block is the primary vehicle supporting these new methods. See [“Trusted blocks” on page 1170](#).

Verbs supporting Secure Sockets Layer (SSL)

The Secure Sockets Layer (SSL) protocol, developed by Netscape Development Corporation, provides communications privacy over the Internet. Client/server applications can use the SSL protocol to provide secure communications and prevent eavesdropping, tampering, or message forgery.

CCA provides verbs that support the RSA encryption and decryption of PKCS 1.2-formatted symmetric key data to produce symmetric session keys. These session keys can then be used to establish an SSL session between the sender and receiver. The verbs provide SSL support:

- PKA Decrypt (CSNDPKD)
- PKA Encrypt (CSNDPKE)

Managing data integrity and message authentication

To ensure the integrity of transmitted messages and stored data, CCA provides DES-based Message Authentication Code (MAC) functions and several hashing functions, including Modification Detection Code (MDC), SHA-1, RIPEMD-160 and MD5.

See [Chapter 16, “Using digital signatures,” on page 887](#) for an alternate method of message authentication using digital signatures.

The choice of verb depends on the security requirements of the environment in which you are operating. If you need to ensure the authenticity of the sender and also the integrity of the data, consider Message Authentication Code processing. If you need to ensure the integrity of transmitted data in an environment where it is not possible for the sender and the receiver to share a secret cryptographic key, consider hashing functions.

Processing message authentication code

The process of verifying the integrity and authenticity of transmitted messages is called *message authentication*.

Message authentication code (MAC) processing allows you to verify that a message was not altered or a message was not fraudulently introduced onto the system. You can check that a message you have received is the same one sent by the message originator. The message itself can be in clear or encrypted form. The comparison is performed within the cryptographic coprocessor. Because both the sender and receiver share a secret cryptographic key used in the MAC calculation, the MAC comparison also ensures the authenticity of the message.

In a similar manner, MACs can be used to ensure the integrity of data stored on the system or on removable media, such as tape.

CCA key typing makes it possible to give one party a key that can only be used to generate a MAC, and to give another party a corresponding key that can only be used to verify the MAC. This ensures that the second party cannot impersonate the first by generating MACs with their version of the key.

The coprocessor provides support for both single-length and double-length MAC generation and MAC verification keys. With the ANSI X9.9-1 single key algorithm, use the single-length MAC and MACVER keys.

CCA provides support for the use of data-encrypting keys in the MAC Generate and MAC Verify verbs, and also the use of a MAC generation key in the MAC Verify verb. This support permits CCA MAC verbs to interface more smoothly with non-CCA key distribution system.

HMAC codes are computed using the FIPS-198 Keyed-Hash Message Authentication Code method. See Chapter 10, “Verifying data integrity and authenticating messages,” on page 481.

These verbs are used to process MACs:

- MAC Generate (CSNBMGN)
- MAC Verify (CSNBMVR)

Hashing functions

Hashing functions are provided by two verbs.

These verbs are:

- MDC Generate (CSNBMDG)
- One-Way Hash (CSNBOWH)

Processing personal identification numbers

The process of validating personal identities in a financial transaction system is called *personal authentication*.

The personal identification number (PIN) is the basis for verifying the identity of a customer across the financial industry networks. The financial industry needs functions to generate, translate, and verify PINs. These functions prevent unauthorized disclosures when organizations handle personal identification numbers.

The coprocessor supports the following algorithms for generating and verifying personal identification numbers:

- IBM 3624
- IBM 3624 PIN offset
- IBM German Bank Pool
- IBM German Bank Pool PIN Offset (GBP-PINO)
- VISA PIN validation value
- Interbank

You can translate PIN blocks from one format to another without the PIN being exposed in cleartext form. The coprocessor supports the following formats:

- ANSI X9.8
- ISO formats 0, 1, 2, 3, 4
- VISA formats 1, 2, 3, 4
- IBM 4704 Encrypting PINPAD format
- IBM 3624 formats
- IBM 3621 formats
- ECI formats 1, 2, 3

With the capability to translate personal identification numbers into different PIN block formats, you can use personal identification numbers on different systems.

Secure messaging

The following verbs assist applications in encrypting secret information such as clear keys and PIN blocks in a secure message.

These verbs execute within the secure boundary of the cryptographic coprocessor:

- Secure Messaging for Keys (CSNBSKY)
- Secure Messaging for PINs (CSNBSPN)

Trusted Key Entry support

The Trusted Key Entry workstation (TKE) provides a secure method of initializing and administering cryptographic coprocessors.

It is an optional IBM Z feature, but it is mandatory if z/OS and CCA are not available on your system. Initialization of the coprocessor can be done through CCA for both the z/OS and Linux environments, either with or without TKE. Also, you can use the TKE workstation to load DES master keys, PKA master keys, and operational keys in a secure way.

For information on which TKE version is required for managing which cryptographic coprocessor, read topic [“Hardware requirements”](#) on page xxxvi.

You can load keys remotely and for multiple coprocessors, which can be in a single machine or in multiple machines. The TKE workstation eases the administration for using one coprocessor as a production machine and as a test machine at the same time, while maintaining security and reliability.

The TKE workstation can be used for enabling and disabling access control points for verbs executed on the cryptographic coprocessor. See [Chapter 26, “Access control points and verbs,”](#) on page 1259 for additional information.

For complete details about the TKE workstation, see [z/OS Cryptographic Services ICSF Trusted Key Entry Workstation User's Guide](#).

Typical sequences of CCA verbs

View some sample sequences in which CCA verbs might be called.

Combination A (DATA keys only)

1. Random number generate
2. Clear key import or multiple clear key import
3. Encipher/decipher
4. Data key export or key export (optional step)

Combination B

1. Random number generate
2. Secure key import or multiple secure key import
3. Any service
4. Data key export for DATA keys, or key export in the general case (optional step)

Combination C

1. Key generate (OP form only)
2. Any service
3. Key export (optional)

Combination D

1. Key generate (OPEX form)
2. Any service

Combination E

1. Key Generate (IM form only)
2. Key Import
3. Any service
4. Key Export (optional)

Combination F

1. Key Generate (IMEX form)
2. Key Import
3. Any service

Combination G

1. Key Generate
2. AES or DES Key Record Create
3. AES or DES Key Record Write
4. Any service (passing label of the key just generated)

Combination H

1. Key Import
2. AES or DES Key Record Create
3. AES or DES Key Record Write
4. Any service (passing label of the key just generated)

Notes

1. An example of *Any service* is CSNBENC.
2. These combinations exclude verbs that can be used on their own; for example, Key Export or encode, or using the Key Generate verb to generate an exportable key.
3. These combinations do not show key communication, or the transmission of any output from an CCA verb.

The key forms are described in Chapter 21, “Key forms and types used in the Key Generate verb,” on page 1187 and “Key Generate (CSNBKGN)” on page 248.

Using the CCA node and master key management verbs

Use these verbs for the CCA node and master key management functions.

- Cryptographic Facility Query (CSUACFQ)
- Cryptographic Facility Version (CSUACFV)
- Cryptographic Resource Allocate (CSUACRA)
- Cryptographic Resource Deallocate (CSUACRD)
- Cryptographic Variable Encipher (CSNBCVE)
- Data Key Export (CSNBDKX)
- Data Key Import (CSNBDKM)
- Diversified Key Generate (CSNBDKG)
- EC Diffie-Hellman (CSNDEDH)

- Key Export (CSNBKEX)
- Key Generate (CSNBKGN)
- Key Import (CSNBKIM)
- Key Part Import (CSNBKPI)
- Key Storage Initialization (CSNBKSI)
- Key Test (CSNBKYT)
- Key Test Extended (CSNBKYTX)
- Key Token Build (CSNBKTB)
- Key Token Change (CSNBKTC)
- Key Token Parse (CSNBKTP)
- Key Token Parse2 (CSNBKTP2)
- Key Translate (CSNBKTR)
- Master Key Process (CSNBMKP)
- Multiple Clear Key Import (CSNBCKM)
- Prohibit Export (CSNBPEX)
- Prohibit Export Extended (CSNBPEXX)
- Random Number Generate (CSNBRNG)
- Random Number Generate Long (CSNBRNGL)
- Random Number Tests (CSUARNT)
- Symmetric Key Export (CSNDSYX)
- Symmetric Key Generate (CSNDSYG)
- Symmetric Key Import (CSNDSYI)
- Symmetric Key Import2 (CSNDSYI)

Summary of the CCA nodes and resource control verbs

A table of the CCA nodes and resource control verbs, including references to the verb descriptions.

<i>Table 12. Summary of CCA nodes and resource control verbs</i>			
Entry point	Verb name	Description	Topic/Page
Chapter 7, “Using the CCA nodes and resource control verbs,” on page 103			
CSUAACM	Access Control Maintenance	Queries or controls installed roles.	“Access Control Maintenance (CSUAACM)” on page 103
CSUAACT	Access Control Tracking	Tracks the usage of ACPs for a defined span of time, and also queries that tracking information.	“Access Control Tracking (CSUAACT)” on page 106
CSUACFQ	Cryptographic Facility Query	Retrieves information about the coprocessor and the CCA application program in that coprocessor.	“Cryptographic Facility Query (CSUACFQ)” on page 114
CSUACFV	Cryptographic Facility Version	Retrieve the Security Application Program Interface (SAPI) version and build date.	“Cryptographic Facility Version (CSUACFV)” on page 176

Table 12. Summary of CCA nodes and resource control verbs (continued)

Entry point	Verb name	Description	Topic/Page
CSUACRA	Cryptographic Resource Allocate	Allocates specific CCA coprocessor for use by the thread or process, depending on the scope of the verb.	“Cryptographic Resource Allocate (CSUACRA)” on page 177
CSUACRD	Cryptographic Resource Deallocate	De-allocates a specific CCA coprocessor that is allocated by the thread or process, depending on the scope of the verb.	“Cryptographic Resource Deallocate (CSUACRD)” on page 181
CSNBKSI	Key Storage Initialization	This verb initializes a key-storage file using the current symmetric or asymmetric master-key. The initialized key storage does not contain any preexisting key records. The name and path of the key storage data and index file are established differently in each operating environment. Note that HMAC keys are not supported for key storage.	“Key Storage Initialization (CSNBKSI)” on page 183
CSUALGQ	Log Query	This verb retrieves system log (SYSLOG) message data and CCA log message data from the coprocessor. SYSLOG data is available for one of the five latest boot cycles (current boot cycle and up to four previous boot cycles). CCA log message data is optionally available during the current boot cycle. The verb supports service personnel and developers in testing and debugging issues.	“Log Query (CSUALGQ)” on page 186
CSNBMKP	Master Key Process	Operates on the three master-key registers: new, current, and old. This verb is used to clear the new and the old master-key registers, generate a random master-key value in the new master-key register, XOR a clear value as a key part into the new master-key register, and set the master key, which transfers the current master-key to the old master-key register and the new master-key to the current master-key register.	“Master Key Process (CSNBMKP)” on page 192
CSUARNT	Random Number Tests	Invokes the USA NIST FIPS PUB 140-1 specified cryptographic operational tests. These tests, selected by a <i>rule_array</i> keyword, consist of known-answer tests of DES, RSA, and SHA-1 processes and, for random numbers, monobit test, poker test, runs test, and log-run test.	“Random Number Tests (CSUARNT)” on page 196

Summary of the AES, DES, and HMAC verbs

Hash Message Authentication Code (HMAC) support was added in CCA Release 4.1.0. All of the HMAC verbs and features listed in this summary require CCA 4.1.0 or CCA 4.2.0 in order to run.

Table 13 on page 76 lists the AES, DES, and HMAC verbs described in this document. The table also references the chapter that describes the verb.

<i>Table 13. Summary of CCA AES, DES, and HMAC verbs</i>			
Entry point	Verb name	Description	Topic/Page
Chapter 8, “Managing AES, DES, and HMAC cryptographic keys,” on page 199			
CSNBCKI	Clear Key Import	Imports an 8-byte clear DATA key, enciphers it under the master key, and places the result into an internal key token. This verb converts the clear key into operational form as a DATA key.	“Clear Key Import (CSNBCKI)” on page 200
CSNBCKM	Multiple Clear Key Import	Imports a single-length, double-length, or triple-length clear DATA key that is used to encipher or decipher data. It accepts a clear key and enciphers the key under the host master key, returning an encrypted DATA key in operational form in an internal key token.	“Multiple Clear Key Import (CSNBCKM)” on page 372
CSNBCVG	Control Vector Generate	Builds a control vector from keywords specified by the <i>key_type</i> and <i>rule_array</i> parameters.	“Control Vector Generate (CSNBCVG)” on page 201
CSNBCVT	Control Vector Translate	Changes the control vector used to encipher an external DES key.	“Control Vector Translate (CSNBCVT)” on page 207
CSNBCVE	Cryptographic Variable Encipher	Encrypts plaintext using a CVARENC key to produce ciphertext using the Cipher Block Chaining (CBC) method.	“Cryptographic Variable Encipher (CSNBCVE)” on page 210
CSNBDKX	Data Key Export	Re-enciphers a DATA key from encryption under the master key to encryption under an exporter key-encrypting key, making it suitable for export to another system.	“Data Key Export (CSNBDKX)” on page 212
CSNBDKM	Data Key Import	Imports an encrypted source DES single-length or double-length DATA key and creates or updates a target internal key token with the master key enciphered source key.	“Data Key Import (CSNBDKM)” on page 213
CSNBDKG	Diversified Key Generate	Generates a key based upon the key-generating key, the processing method, and the parameter data that is supplied. The control vector of the key-generating key also determines the type of target key that can be generated.	“Diversified Key Generate (CSNBDKG)” on page 215

Table 13. Summary of CCA AES, DES, and HMAC verbs (continued)

Entry point	Verb name	Description	Topic/Page
CSNBKKG2	Diversified Key Generate2	Generates an AES key based on a function of a key-generating key, the process rule, and data that you supply.	“Diversified Key Generate2 (CSNBKKG2)” on page 222
CSNBDDK	Diversify Directed Key	Selectively generates and derives a pair of associated keys in connection with a <i>directed key diversification</i> key scheme.	“Diversify Directed Key (CSNBDDK)” on page 228
CSNDEDH	EC Diffie-Hellman	Creates symmetric key material from a pair of Elliptic Curve Cryptography (ECC) keys using the Elliptic Curve Diffie-Hellman (ECDH) protocol.	“EC Diffie-Hellman (CSNDEDH)” on page 232
CSNBKEX	Key Export	Re-enciphers a key from encryption under a master key variant to encryption under the same variant of an exporter key-encrypting key, making it suitable for export to another system.	“Key Export (CSNBKEX)” on page 246
CSNBKGN	Key Generate	Generates a 64-bit, 128-bit, 192-bit, or 256-bit odd parity key, or a pair of keys; and returns them in encrypted forms (operational, exportable, or importable). Key Generate does not produce keys in plaintext.	“Key Generate (CSNBKGN)” on page 248
CSNBKGN2	Key Generate2	Generates either one or two HMAC keys. This verb does not produce keys in clear form and all keys are returned in encrypted form. When two keys are generated, each key has the same clear value, although this clear value is not exposed outside the secure cryptographic feature. This verb returns variable-length CCA key tokens and uses the AESKW wrapping method. Operational keys will be encrypted under the AES master key.	“Key Generate2 (CSNBKGN2)” on page 258
CSNBKIM	Key Import	Re-enciphers a key from encryption under an importer key-encrypting key to encryption under the master key. The re-enciphered key is in the operational form.	“Key Import (CSNBKIM)” on page 272
CSNBKPI	Key Part Import	Combines the clear key parts of any key type and returns the combined key value in an internal key token or an update to the CCA key storage file.	“Key Part Import (CSNBKPI)” on page 275

Table 13. Summary of CCA AES, DES, and HMAC verbs (continued)

Entry point	Verb name	Description	Topic/Page
CSNBKPI2	Key Part Import2	Combines the clear key parts of any HMAC key type from an internal variable-length symmetric key-token, and returns the combined key value in an internal variable-length symmetric key-token or an update to the CCA key storage file.	“Key Part Import2 (CSNBKPI2)” on page 279
CSNBKYT	Key Test	Generates or verifies (depending on keywords in the <i>rule_array</i>) a secure verification pattern for keys. This verb requires the tested key to be in the clear or encrypted under the master key.	“Key Test (CSNBKYT)” on page 283
CSNBKYT2	Key Test2	Generates or verifies (depending on keywords in the <i>rule_array</i>) a secure cryptographic verification pattern for keys contained in a variable-length symmetric key-token. The key to test can be in the clear or encrypted under a master key. Requires the tested key to be in the clear or encrypted under the master key.	“Key Test2 (CSNBKYT2)” on page 287
CSNBKYTX	Key Test Extended	This verb is essentially the same as Key Test, except for the following: <ul style="list-style-type: none"> • In addition to operating on internal keys and key parts, this verb also operates on external keys and key parts. • This verb does not operate on clear keys, and does not accept <i>rule_array</i> keywords CLR-A128, CLR-A192, CLR-A256, KEY-CLR, and KEY-CLRD. 	“Key Test Extended (CSNBKYTX)” on page 293
CSNBKTB	Key Token Build	Builds an internal or external token from the supplied parameters. You can use this verb to build CCA key tokens for all key types that CCA supports. The resulting token can be used as input to the Key Generate, and Key Part Import verbs.	“Key Token Build (CSNBKTB)” on page 297

Table 13. Summary of CCA AES, DES, and HMAC verbs (continued)

Entry point	Verb name	Description	Topic/Page
CSNBKTB2	Key Token Build2	Builds variable-length internal or external key tokens for all key types that the coprocessor supports. The key token is built based on parameters that you supply. The resulting token can be used as input to the Key Generate2, and Key Part Import2 verbs. A clear key token built by this verb can be used as input to the Key Test2 verb. This verb supports internal HMAC tokens, both as clear key tokens and as skeleton tokens containing no key.	“Key Token Build2 (CSNBKTB2)” on page 303
CSNBKTC	Key Token Change	Re-enciphers a DES key from encryption under the old master key to encryption under the current master key, and to update the keys in internal DES key-tokens.	“Key Token Change (CSNBKTC)” on page 345
CSNBKTC2	Key Token Change2	Re-enciphers a variable-length HMAC key from encryption under the old master key to encryption under the current master key. This verb also updates the keys in internal HMAC key-tokens.	“Key Token Change2 (CSNBKTC2)” on page 348
CSNBKTP	Key Token Parse	Disassembles a key token into separate pieces of information. This verb can disassemble an external key-token or an internal key-token in application storage.	“Key Token Parse (CSNBKTP)” on page 350
CSNBKTP2	Key Token Parse2	Disassembles a variable-length symmetric key-token into separate pieces of information. The verb can disassemble an external or internal variable-length symmetric key-token in application storage. The verb returns some of the key-token information in a set of variables identified by individual parameters, and returns the remaining information as keywords in the rule array.	“Key Token Parse2 (CSNBKTP2)” on page 354
CSNBKTR	Key Translate	Uses one key-encrypting key to decipher an input key and then enciphers this key using another key-encrypting key within the secure environment.	“Key Translate (CSNBKTR)” on page 364

Table 13. Summary of CCA AES, DES, and HMAC verbs (continued)

Entry point	Verb name	Description	Topic/Page
CSNBKTR2	Key Translate2	Uses one key-encrypting key to decipher an input key and then enciphers this key using another key-encrypting key within the secure environment. This verb differs from the Key Translate verb in that Key Translate2 can process both fixed-length and variable-length symmetric key tokens.	“Key Translate2 (CSNBKTR2)” on page 366
CSNDPKD	PKA Decrypt	Uses an RSA private key to decrypt the RSA-encrypted key value and return the clear key value to the application.	“PKA Decrypt (CSNDPKD)” on page 374
CSNDPKE	PKA Encrypt	Encrypts a supplied clear key value under an RSA public key. The supplied key can be formatted using the PKCS 1.2 or ZERO-PAD methods prior to encryption.	“PKA Encrypt (CSNDPKE)” on page 378
CSNBPEX	Prohibit Export	Modifies the control vector of a CCA key token so that the key cannot be exported. This verb operates only on internal key tokens.	“Prohibit Export (CSNBPEX)” on page 381
CSNBPEXX	Prohibit Export Extended	Modifies an external DES key-token so that the key can no longer be exported after it has been imported. This verb operates only on internal key tokens.	“Prohibit Export Extended (CSNBPEXX)” on page 383
CSNBRKA	Restrict Key Attribute	Modifies an operational variable-length key so that it cannot be exported.	“Restrict Key Attribute (CSNBRKA)” on page 384
CSNBRNG	Random Number Generate	Generates an 8-byte cryptographic-quality random number suitable for use as an encryption key or for other purposes. The output can be specified in three forms of parity: RANDOM, ODD, and EVEN.	“Random Number Generate (CSNBRNG)” on page 388
CSNBRNGL	Random Number Generate Long	Generates a cryptographic-quality random number suitable for use as an encryption key or for other purposes, ranging from 1 - 8192 bytes in length. The output can be specified in three forms of parity: RANDOM, ODD, and EVEN.	“Random Number Generate Long (CSNBRNGL)” on page 389

Table 13. Summary of CCA AES, DES, and HMAC verbs (continued)

Entry point	Verb name	Description	Topic/Page
CSNDSYX	Symmetric Key Export	Transfer an application-supplied symmetric key (a DATA key) from encryption under the AES, DES or HMAC master key to encryption under an application-supplied RSA public key. The application-supplied DATA key must be an AES, DES or HMAC internal key token, or the label of an AES or DES key token in the CCA key storage file. The Symmetric Key Import and Symmetric Key Import2 verb can import the PKA-encrypted key form at the receiving node. Support for HMAC key was added beginning with CCA 4.1.0.	“Symmetric Key Export (CSNDSYX)” on page 404
CSNDSXD	Symmetric Key Export with Data	Export a symmetric key, along with some application supplied data, encrypted using an RSA key.	“Symmetric Key Export with Data (CSNDSXD)” on page 409
CSNDSYG	Symmetric Key Generate	Generate a symmetric key (a DATA key) and return the key in two forms: DES-encrypted and encrypted under an RSA public key. The DES-encrypted key can be an internal token encrypted under a host DES master key, or an external form encrypted under a KEK. (You can use the Symmetric Key Import verb to import the PKA-encrypted form.)	“Symmetric Key Generate (CSNDSYG)” on page 413
CSNDSYI	Symmetric Key Import	Import a symmetric AES or DES DATA key enciphered under an RSA public key into operational form enciphered under a DES master key.	“Symmetric Key Import (CSNDSYI)” on page 418
CSNDSYI2	Symmetric Key Import2	Use this verb to import an HMAC key that has been previously formatted and enciphered under an RSA public key by the Symmetric Key Export verb. The formatted and RSA-enciphered key is contained in an external variable-length symmetric key-token. The key is deciphered using the associated RSA private-key. The recovered HMAC key is re-enciphered under the AES master-key. The re-enciphered key is then returned in an internal variable-length symmetric key-token. The key algorithm for this verb is HMAC.	“Symmetric Key Import2 (CSNDSYI2)” on page 422

Table 13. Summary of CCA AES, DES, and HMAC verbs (continued)

Entry point	Verb name	Description	Topic/Page
CSNBUKD	Unique Key Derive	Performs the key derivation process as defined in ANSI X9.24 Part 1. The process derives keys from two values: the base derivation key and the derivation data. Rule array keywords determine the types and number of keys derived on a particular call.	
Chapter 9, “Protecting data,” on page 445			
CSNBDEC	Decipher	Deciphers data using cipher block chaining mode of DES. The result is called plaintext.	“Decipher (CSNBDEC)” on page 447
CSNBENC	Encipher	Enciphers data using the cipher block chaining mode of DES. The result is called ciphertext.	“Encipher (CSNBENC)” on page 451
CSNBSAD	Symmetric Algorithm Decipher	Deciphers data using the AES cipher block chaining mode.	“Symmetric Algorithm Decipher (CSNBSAD)” on page 455
CSNBSAE	Symmetric Algorithm Encipher	Enciphers data using the AES cipher block chaining mode	“Symmetric Algorithm Encipher (CSNBSAE)” on page 462
CSNBCTT2	Cipher Text Translate2	Deciphers encrypted data (ciphertext) under one ciphertext translation key and re-enciphers it under another ciphertext translation key without having the data appear in the clear outside the cryptographic coprocessor.	“Cipher Text Translate2 (CSNBCTT2)” on page 469
Chapter 10, “Verifying data integrity and authenticating messages,” on page 481			
CSNBHMG	HMAC Generate	Generates a keyed hash message authentication code (HMAC) for the text string provided as input. See Chapter 10, “Verifying data integrity and authenticating messages,” on page 481.	“HMAC Generate (CSNBHMG)” on page 483
CSNBHMV	HMAC Verify	Verifies a keyed hash message authentication code (HMAC) for the text string provided as input. See Chapter 10, “Verifying data integrity and authenticating messages,” on page 481.	“HMAC Verify (CSNBHMV)” on page 486

Table 13. Summary of CCA AES, DES, and HMAC verbs (continued)

Entry point	Verb name	Description	Topic/Page
CSNBMGN	MAC Generate	Generates a 4, 6, or 8-byte Message Authentication Code (MAC) for a text string that the application program supplies. The MAC is computed using either the ANSI X9.9-1 algorithm or the ANSI X9.19 optional double key algorithm and padding could be applied according to the EMV specification.	“MAC Generate (CSNBMGN)” on page 489
CSNBMGN2	MAC Generate2	Generates a keyed hash message authentication code (HMAC) or a ciphered message authentication code (CMAC) for the message string provided as input. A MAC key with key usage that can be used for generate is required to calculate the MAC.	“MAC Generate2 (CSNBMGN2)” on page 493
CSNBMVR	MAC Verify	Verifies a 4, 6, or 8-byte Message Authentication Code (MAC) for a text string that the application program supplies. The MAC is computed using either the ANSI X9.9-1 algorithm or the ANSI X9.19 optional double key algorithm and padding could be applied according to the EMV specification. The computed MAC is compared with a user-supplied MAC.	“MAC Verify (CSNBMVR)” on page 497
CSNBMVR2	MAC Verify2	Verifies a keyed hash message authentication code (HMAC) or a ciphered message authentication code (CMAC) for the message text provided as input. A MAC key with key usage that can be used for verify is required to verify the MAC.	“MAC Verify2 (CSNBMVR2)” on page 501
CSNBMDG	MDC Generate	Creates a 128-bit hash value (Modification Detection Code) on a data string whose integrity you intend to confirm.	“MDC Generate (CSNBMDG)” on page 504
CSNBOWH	One-Way Hash	Generates a one-way hash on specified text.	“One-Way Hash (CSNBOWH)” on page 508
Chapter 12, “Financial services,” on page 549			
CSNBAPG	Authentication Parameter Generate	Generates an authentication parameter (AP) and returns it encrypted using the key supplied in an input parameter.	“Authentication Parameter Generate (CSNBAPG)” on page 566

Table 13. Summary of CCA AES, DES, and HMAC verbs (continued)

Entry point	Verb name	Description	Topic/Page
CSNBCPE	Clear PIN Encrypt	Formats a PIN into a PIN block format and encrypts the results. You can also use this verb to create an encrypted PIN block for transmission. With the RANDOM keyword, you can have the verb generate random PIN numbers.	“Clear PIN Encrypt (CSNBCPE)” on page 569
CSNBPGN	Clear PIN Generate	Generates a clear personal identification number (PIN), a PIN verification value (PVV), or an offset using one of the following algorithms: <ul style="list-style-type: none"> • IBM 3624 (IBM-PIN or IBM-PINO) • IBM German Bank Pool (GBP-PIN or GBP-PINO) • VISA PIN validation value (VISA-PVV) • Interbank PIN (INBK-PIN) 	“Clear PIN Generate (CSNBPGN)” on page 573
CSNBCPA	Clear PIN Generate Alternate	Generates a clear VISA PIN validation value (PVV) from an input encrypted PIN block. The PIN block might have been encrypted under either an input or output PIN encrypting key. The IBM-PINO algorithm is supported to produce a 3624 offset from a customer selected encrypted PIN. The PIN block must be encrypted under either an input PIN-encrypting key (IPINENC) or output PIN-encrypting key (OPINENC).	“Clear PIN Generate Alternate (CSNBCPA)” on page 576
CSNBCSG	CVV Generate	Generates a VISA Card Verification Value (CVV) or a MasterCard Card Verification Code (CVC) as defined for track 2.	“CVV Generate (CSNBCSG)” on page 581
CSNBCKC	CVV Key Combine	Combine two single-length operational DES keys that are suitable for use with the CVV (card-verification value) algorithm into one operational TDES key.	“CVV Key Combine (CSNBCKC)” on page 584
CSNBCSV	CVV Verify	Verifies a VISA Card Verification Value (CVV) or a MasterCard Card Verification Code (CVC) as defined for track 2.	“CVV Verify (CSNBCSV)” on page 588
CSNBEPG	Encrypted PIN Generate	Generates and formats a PIN and encrypts the PIN block.	“Encrypted PIN Generate (CSNBEPG)” on page 592

Table 13. Summary of CCA AES, DES, and HMAC verbs (continued)

Entry point	Verb name	Description	Topic/Page
CSNBPTR	Encrypted PIN Translate	Re-enciphers a PIN block from one PIN-encrypting key to another and, optionally, changes the PIN block format. UKPT keywords are supported. You must identify the input PIN-encrypting key that originally enciphers the PIN. You also need to specify the output PIN-encrypting key that you want the verb to use to encipher the PIN. If you want to change the PIN block format, specify a different output PIN block format from the input PIN block format.	“Encrypted PIN Translate (CSNBPTR)” on page 596
CSNBPTR2	Encrypted PIN Translate2	This verb is a superset of the Encrypted PIN Translate (CSNBPTR) verb. It provides all the functions of CSNBPTR and, in addition, supports the AES encrypted ISO-4 PIN-block (as defined in ISO 9564-1) and authenticated PAN change support (which only applies to ISO-4 to ISO-4 PIN-block format translations).	“Encrypted PIN Translate2 (CSNBPTR2)” on page 602
CSNBPTRE	Encrypted PIN Translate Enhanced	Reformats a PIN into a different PIN-block format using an enciphered PAN field. You can use this verb in an interchange-network application, or to change the PIN block to conform to the format and encryption key used in a PIN-verification database.	“Encrypted PIN Translate Enhanced (CSNBPTRE)” on page 620
CSNBPVR	Encrypted PIN Verify	Verifies a supplied PIN using one of the following algorithms: <ul style="list-style-type: none"> • IBM 3624 (IBM-PIN or IBM-PINO) • IBM German Bank Pool (GBP-PIN or GBP-PINO) • VISA PIN validation value (VISA-PVV) • Interbank PIN (INBK-PIN) UKPT keywords are supported.	“Encrypted PIN Verify (CSNBPVR)” on page 629
CSNBFPED	FPE Decipher	Decrypts payment card data for the Visa Data Secure Platform (VDSP) processing.	“FPE Decipher (CSNBFPED)” on page 634
CSNBFPEE	FPE Encipher	Encrypts payment card data for the Visa Data Secure Platform (VDSP) processing.	“FPE Encipher (CSNBFPEE)” on page 641
CSNBFPET	FPE Translate	Translates payment data from encryption under one key to encryption under another key with a possibly different format.	“FPE Translate (CSNBFPET)” on page 649

Table 13. Summary of CCA AES, DES, and HMAC verbs (continued)

Entry point	Verb name	Description	Topic/Page
CSNBPCU	PIN Change/Unblock	Supports the PIN change algorithms specified in the VISA Integrated Circuit Card Specification; available only on an IBM z890 or IBM z990 with May 2004 or later version of Licensed Internal Code (LIC).	“PIN Change/Unblock (CSNBPCU)” on page 657
CSNBPFO	Recover PIN from Offset	Calculates the encrypted customer-entered PIN from a PIN generating key, account information, and an IBM-PINO Offset.	“Recover PIN from Offset (CSNBPFO)” on page 665
CSNBSKY	Secure Messaging for Keys	Encrypts a text block, including a clear key value decrypted from an internal or external DES token.	“Secure Messaging for Keys (CSNBSKY)” on page 668
CSNBSPN	Secure Messaging for PINs	Encrypts a text block, including a clear PIN block recovered from an encrypted PIN block.	“Secure Messaging for PINs (CSNBSPN)” on page 672
CSNBTRV	Transaction Validation	Supports the generation and validation of American Express card security codes; available only on an IBM z890 or IBM z990 with May 2004 or later version of Licensed Internal Code (LIC).	“Transaction Validation (CSNBTRV)” on page 676

Chapter 4. Introducing PKA cryptography and using PKA verbs

Read the provided introduction to Public Key Algorithms (PKA) and Elliptic Curve Cryptography (ECC). When you use the CCA PKA verbs, take note of these programming considerations, such as the PKA key token structure and key management.

You can use PKA support to exchange symmetric (secret) keys securely, and to compute digital signatures for authenticating messages to users.

The preceding chapters focused on AES or DES cryptography or secret-key cryptography. This cryptography is symmetric (senders and receivers use the same key, which must be exchanged securely in advance, to encipher and decipher data).

Public key cryptography does not require exchanging a secret key. It is asymmetric (the sender and receiver each have a pair of keys, a public key and a different but corresponding private key).

PKA key algorithms

Public key cryptography uses a key pair consisting of a public key and a private key.

The PKA public key uses one of the following algorithms:

Rivest-Shamir-Adleman (RSA)

The RSA algorithm is the most widely used and accepted of the public key algorithms. It uses three quantities to encrypt and decrypt text: a public exponent (PU), a private exponent (PR), and a modulus (M). Given these three and some cleartext data, the algorithm generates ciphertext as follows:

$$\text{ciphertext} = \text{cleartext}^{\text{PU}} \pmod{M}$$

Similarly, the following operation recovers cleartext from ciphertext:

$$\text{cleartext} = \text{ciphertext}^{\text{PR}} \pmod{M}$$

Elliptic Curve Cryptography (ECC)

Elliptic curve cryptography (ECC) is an approach to public-key cryptography based on the algebraic structure of elliptic curves over finite fields. One of the main benefits in comparison with non-ECC cryptography is the same level of security provided by keys of smaller size. CCA uses ECC for digital signatures and symmetric keys using the Diffie-Hellman key agreement scheme.

Elliptic Curve Digital Signature Algorithm (ECDSA)

The ECDSA algorithm uses elliptic curve cryptography (an encryption system based on the properties of elliptic curves) to provide a variant of the Digital Signature Algorithm.

CRYSTALS-Dilithium Digital Signature Algorithm (CRDL-DSA)

CRYSTALS-Dilithium is a lattice-based digital signature scheme whose security is based on the hardness of finding short vectors in lattices. The CRYSTALS-Dilithium Digital Signature Algorithm (CRDL-DSA) is a quantum safe algorithm (QSA) and is a member of the CRYSTALS (Cryptographic Suite for Algebraic Lattices) suite of algorithms. The strength of a CRYSTALS-Dilithium key is represented by the size of its matrix of polynomials. For example, CRYSTALS-Dilithium (6,5) has a matrix size of 6x5. The larger the matrix size, the stronger the key. CRYSTALS-Dilithium keys can only be used for Digital Signature Generation and Verification.

The required hash method for CRYSTALS-Dilithium DSA is SHAKE-256.

PKA master keys

On the cryptographic coprocessor, PKA keys are protected by the Asymmetric-Keys Master Key (ASYM-MK).

The ASYM-MK is a triple-length DES key used to protect PKA private keys. On the cryptographic coprocessor, the ASYM-MK protects RSA private keys.

There are two PKA master keys: the ASYM-MK mentioned above, and the 256-bit AES PKA Master Key (APKA-MK), used to protect ECC private keys stored in ECC key tokens.

In order for PKA verbs to function on the processor, the hash pattern of the ASYM-MK must match the hash pattern of the SYM-MK on the cryptographic coprocessor. The administrator installs the PKA master keys and the ASYM-MK on the cryptographic coprocessor by using either the pass phrase initialization routine, the Clear Master Key Entry panels, or the optional Trusted Key Entry workstation (TKE).

Operational private keys

Operational private keys are protected under two layers of DES encryption.

They are encrypted under an Object Protection Key (OPK) that in turn is encrypted under the ASYM-MK. You dynamically generate the OPK for each private key at import time or when the private key is generated on a CEX*C. CCA provides a public key storage file for the storage of application PKA keys. Although you cannot change PKA master keys dynamically, the PKA Key Token Change verb can be run to change a private PKA token (RSA or ECC) from encryption under the old ASYM-MK (or APKA-MK) to encryption under the current ASYM-MK (or APKA-MK).

PKA verbs

The CEX*C features provide application programming interfaces to PKA functions.

These PKA functions are:

- RSA digital signature functions
- Key management and key generation functions
- DES key distribution functions
- Data encryption functions
- ECC digital signature functions
- ECC key management and key generation functions
- ECC-based and RSA-based services for:
 - DES and AES key derivation
 - Diffie-Hellman key agreement for DES and AES
 - Key distribution functions for DES and AES keys

Starting with the CEX3C feature, the CEX*C adapters add application programming interfaces to the following PKA functions:

- ECC digital signature functions
- ECC key management and key generation functions
- ECC-based and RSA-based services for:
 - DES and AES key derivation
 - Diffie-Hellman key agreement for DES and AES
 - Key distribution functions for DES and AES keys

Verbs supporting digital signatures

CCA provides verbs that support digital signatures.

These verbs are:

- Digital Signature Generate (CSNDDSG)
- Digital Signature Verify (CSNDDSV)

PKA key management

You can generate RSA and ECC keys using the PKA Key Generate verb (CSNDPKG), or a comparable product from another vendor.

Encrypted external key token from other CCA system

Clear key values

Skeleton key token

PKA Key Token Build

PKA Key Generate

Cleartext external key token

Encrypted external

PKA Key Import

Internal key token

Figure 21. PKA key management

You can use the PKA Key Generate verb to generate internal and external PKA tokens. You can also generate RSA keys on another system and then import them to the cryptographic coprocessor. To input a clear RSA key, create the token with the PKA Key Token Build verb and import it using the PKA Key Import verb. To input an encrypted RSA key, use the PKA Key Import verb.

In either case, use the PKA Key Token Build verb to create a skeleton key token as input (see [“PKA Key Token Build \(CSNDPKB\)”](#) on page 911).

The PKA Key Import verb uses the clear token from the PKA Key Token Build verb or a clear or encrypted token from the CCA system to securely import the key token into operational form for the coprocessor to use. CCA does not permit the export of the imported PKA key.

The PKA Public Key Extract verb builds a public key token from a private key token.

Application RSA public and private keys can be stored in the PKA key storage file.

Verbs for PKA key management

CCA provides the following verbs for PKA key management:

- PKA Key Generate (CSNDPKG)
- PKA Key Import (CSNDPKI)
- PKA Key Token Build (CSNDPKB)
- PKA Key Token Change (CSNDKTC)
- PKA Key Translate (CSNDPKT)
- PKA Public Key Extract (CSNDPKX)
- Remote Key Export (CSNDRKX)
- Trusted Block Create (CSNDTBC)

Key identifier for PKA key token

A *key identifier* for a PKA key token is a variable length (maximum allowed size is 2500 bytes) area that contains either a key label or a key token.

- A **key label** identifies keys that are in the PKA key storage file.
- A **key token** can be either an internal key token, an external key token, or a null key token. Key tokens are generated by an application (for example, using the PKA Key Generate verb), or received from another system that can produce external key tokens.

An **internal key token** can be used only on the local system, because the PKA master key encrypts the key value. Internal key tokens contain keys in operational form only.

An **external key token** can be exchanged with other systems because a transport key that is shared with the other system encrypts the key value. External key tokens contain keys in either exportable or importable form.

A **null key token** consists of eight bytes of binary zeros. The PKA Key Record Create verb can be used to write a null token to the key storage file. This record can subsequently be identified as the target token for the PKA Key Import or PKA Key Generate verb.

The term *key identifier* is used when a parameter could be one of the above items, and indicates that different inputs are possible. For example, you might want to specify a specific parameter as either an internal key token or a key label. The key label is, in effect, an indirect reference to a stored internal key token.

Key label

If the first byte of the key identifier is greater than X'20' but less than X'FF', the field is considered to be holding a **key label**.

The contents of a key label are interpreted as the identifier of a key entry in the PKA storage file. The key label is an indirect reference to an internal key token.

If the first byte of the key identifier is X'FF', the identifier is not valid. If the first byte is less than X'20', the identifier is treated as a key token as described below.

A key label is specified on verbs with the **key_identifier** parameter as a 64-byte character string, left-aligned, and padded on the right with blanks. In most cases, the verb does not check the syntax of the key label other than the first byte.

A key label has the following form:

Offset	Length	Data
00 - 63	64	Key label name

Key token

A key token is a variable length (maximum allowed size is 3500 bytes) field composed of key value and control information.

PKA keys can be either public or private RSA, or ECC keys. Each key token can be either an internal key token (the first byte of the key identifier is X'1F'), an external key token (the first byte of the key identifier is X'1E'), or a null PKA private key token (the first byte of the key identifier is X'00').

For descriptions of the PKA key tokens and for debugging information, see [Chapter 20, “Key token formats,” on page 997](#).

Internal key token

An *internal key token* is a token that can be used only on the system that created it or another system with the same PKA master key.

It contains a key that is encrypted under the PKA master key.

An application obtains an internal key token by using one of the verbs such as those listed below. The verbs are described in detail in [Chapter 17, “Managing PKA cryptographic keys,” on page 901](#).

- PKA Key Generate
- PKA Key Import

The PKA Key Token Change verb can re-encipher private internal tokens from encryption under the old ASYM-MK to encryption under the current ASYM-MK. PKA key storage Re-encipher/Activate options are available to re-encipher RSA and ECC internal tokens in the PKA key storage when the SYM-MK/ASYM-MK (or APKA-MK) keys are changed.

PKA master keys cannot be changed dynamically.

External key token

If the first byte of the key identifier is X'1E', the key identifier is interpreted as an *external key token*.

An external PKA key token contains key (possibly encrypted) and control information. By using the external key token, you can exchange keys between systems.

An application obtains the external key token by using one of the verbs such as those listed below. They are described in detail in [Chapter 17, “Managing PKA cryptographic keys,” on page 901](#).

- PKA Public Key Extract
- PKA Key Token Build
- PKA Key Generate

Null key token

If the first byte of the key identifier is X'00', the key identifier is interpreted as a *null key token*.

Compliant-tagged key tokens

A compliant-tagged key token must adhere to the requirements of the PCI-HSM 2016 compliance mode. A coprocessor in compliance mode must be available to use compliant-tagged key tokens. For additional information, read [Chapter 28, “Using verbs and applications in PCI-HSM 2016 compliance mode,” on page 1307](#).

RSA

The compliant-tag is indicated by a flag in the private key section of the key token. For more information about the compliant-tag, see Chapter 20, “Key token formats,” on page 997.

To generate a compliant-tagged key token, the PKA Key Token Build (CSNDPKB) must first be used to build a skeleton token with the compliant-tag flag on. This skeleton token can then be passed to any callable service that generates RSA key tokens and supports compliant-tagged key tokens, for example PKA Key Generate (CSNDPKG). A list of services that support compliant-tagged key tokens can be found in “Impact of the PCI-HSM 2016 compliance mode on the callable verbs” on page 1307.

The PKA Key Import (CSNDPKI) service is the exception because it does not support skeleton tokens as input. When importing a PKA key, if the key encrypting key is compliant-tagged, the resulting key is also compliant-tagged. For more information, see the verb description.

X.509 certificates

An X.509 certificate couples an identity to an RSA or ECC public key. This certificate can be used in PKA services in lieu of a PKA public key token. An X.509 certificate may only be used in verbs consistent with its usage attributes.

Note: Only the 31-bit verbs are listed, but this also applies to the 64-bit equivalent services.

- digitalSignature -- Verbs: CSNDDSV.
- nonRepudiation -- Verbs: CSNDDSV.
- keyEncipherment -- Verbs: CSNDSYG, CSNDSYX, CSNDPKE.
- dataEncipherment -- Verbs: CSNDPKE.
- keyAgreement -- Verbs: None.
- keyCertSign -- Verbs: CSNDDSV.
- cRLSign -- Verbs: CSNDDSV.
- encipherOnly -- Verbs: N/A.
- decipherOnly -- Verbs: N/A.

Certificates may also be used in the ANSI TR-34 verbs (CSNDT34B, CSNDT34C, CSNDT34D, CSNDT34R). See the verb descriptions for information on what usage is required, if any, for each input certificate. If no key usage attribute is present in the certificate, the certificate may be used in any service.

One way to create a certificate with specific key usage attributes is to use the Public Infrastructure Certificate (CSNDPIC) callable service to create a certificate signing request (CSR) with the desired key usage attributes. This CSR can then be signed by a Certificate Authority (CA) to create a certificate with the desired key usage attributes.

When using operational certificates that are to be validated against an issuer CA root certificate, the root certificate of the issuer CA must be loaded on all CEX6C and higher coprocessors using the Trusted Key Entry (TKE) workstation before the operational certificate can be used successfully.

Summary of the PKA verbs

Use this table of the PKA verbs to map them to their corresponding verb names and descriptions.

The PKA verb names start with CSND. This table also references the topic that describes the verb.

Entry point	Verb name	Description	Topic/Page
Chapter 16, “Using digital signatures,” on page 887			
CSNDDSG	Digital Signature Generate	Generates a digital signature using an RSA or ECC private key.	“Digital Signature Generate (CSNDDSG)” on page 887

Table 14. Summary of PKA verbs (continued)

Entry point	Verb name	Description	Topic/Page
CSNDDSV	Digital Signature Verify	Verifies a digital signature using an RSA or ECC public key.	“Digital Signature Verify (CSNDDSV)” on page 892
Chapter 17, “Managing PKA cryptographic keys,” on page 901			
CSNDPKG	PKA Key Generate	Generates an RSA or ECC public-private key-pair	“PKA Key Generate (CSNDPKG)” on page 901
CSNDPKI	PKA Key Import	Imports a key token containing either a clear key or an RSA or ECC key enciphered under a transport key.	“PKA Key Import (CSNDPKI)” on page 908
CSNDPKB	PKA Key Token Build	Creates an external PKA key token containing a clear private RSA key. Using this token as input to the PKA Key Import verb returns an operational internal token containing an enciphered private key. Using PKA Key Token Build on a clear public RSA key, returns the public key in a token format that other PKA verbs can directly use. PKA Key Token Build can also be used to create a skeleton token for input to the PKA Key Generate verb for the generation of an internal RSA key token.	“PKA Key Token Build (CSNDPKB)” on page 911
CSNDKTC	PKA Key Token Change	Translates a source external RSA key-token into a target external smart-card or EMV key token.	“PKA Key Token Change (CSNDKTC)” on page 928
CSNDPKT	PKA Key Translate	Translates PKA key tokens from encipherment under the old asymmetric-keys master key to encipherment under the current asymmetric-keys master key. This verb changes only private internal PKA key tokens.	“PKA Key Translate (CSNDPKT)” on page 931
CSNDPKX	PKA Public Key Extract	Extracts a PKA public key token from a supplied PKA internal or external private key token. Performs no cryptographic verification of the PKA private token.	“PKA Public Key Extract (CSNDPKX)” on page 939
CSNDRKX	Remote Key Export	Secure transport of DES keys using asymmetric techniques from a security module (for example, the CEX*C) to a remote device such as an Automated Teller Machine (ATM).	“Remote Key Export (CSNDRKX)” on page 392
CSNDTBC	Trusted Block Create	Creates an external trusted block under dual control. A trusted block is an extension of CCA PKA key tokens using new section identifiers.	“Trusted Block Create (CSNDTBC)” on page 430

Chapter 5. TR-31 symmetric key management

The format of a TR-31 key block is defined in ASC X9 TR 31-2018: *Interoperable Secure Key Exchange Block Specification*.

The provided information is an extension of [Chapter 8, “Managing AES, DES, and HMAC cryptographic keys,”](#) on page 199. Refer to this topic for additional information on symmetric keys, including DES control vectors.

This topic describes the interchange of symmetric keys and other sensitive data between a CCA device and any other device that together share an external TR-31 key block (symmetric-key exchange key). The format of this TR-31 key block is defined in ASC X9 TR 31-2018: *Interoperable Secure Key Exchange Block Specification*. ASC X9 only defines the wrapping and unwrapping of DES and TDES keys using a DES key-encrypting key. Beginning with Release 5.4, the TR-31 key block supports the *AES Key Derivation Binding Method 2017 Edition* (method "D") as defined in ISO 20038. Method "D" supports the wrapping and unwrapping of AES, DES, and TDES keys using an AES key-encrypting key and, beginning with Release 5.6, supports the wrapping and unwrapping of HMAC keys using an AES key-encrypting key.

The TR-31 key block is a format defined by the ANS Standards Committee to support interchange of symmetric keys in a secure manner and with key attributes included in the exchanged data. At the beginning of every TR-31 key block is a header consisting of a required portion possibly followed by an optional portion. The format of the required portion along with the values that CCA supports are shown in [“TR-31 key block header”](#) on page 1158. As you can see from this table, offset 0 is a one-byte **key block version ID field**, also called a method, offset 5 is a two-byte **key usage field** which maps to the CCA key type, offset 7 is a one-byte **algorithm field** for the key being protected, offset 8 is a one-byte **mode of use field** which maps to CCA key usage, and offset 11 is a one-byte **exportability field**. These fields are referenced later in this topic.

TR-31 is a Technical Report. This is different from a standard, which is a mandatory set of rules that must be followed. A Technical Report is not mandatory, but provides guidance to those who are using the standards. In this case, TR-31 is a companion to the standard X9.24-1, which defines requirements for key management performed using symmetric key techniques. TR-31 shows a method that complies with the various requirements that are defined in X9.24-1, and because no other specific method has been defined by the standards committee, the TR-31 method is becoming the apparent standard through which financial organizations will exchange keys.

Prior to TR-31, there were problems with the interchange of symmetric keys. In the banking environment, it is very important that each symmetric key have a specific set of attributes attached to it, specifying such things as the cryptographic operations for which that key can be used. CCA implements these attributes in the form of the control vector (CV), but other vendors implement attributes in their own proprietary ways. Thus, if you are exchanging keys between CCA systems, you can securely pass the attributes using CCA functions and data structures. If, however, that same key were sent to a non-CCA system, there would be no secure way to do that. This is because the two cryptographic architectures have no common key format that could be used to pass both the key and its attributes. As a result, the normal approach has been to strip the attributes and send just the encrypted key, then attach attributes again at the receiving end.

The above scenario has major security problems because it allows an insider to obtain the key without its designated attributes. The insider can then attach other attributes to it, thereby compromising the security of the system. For example, assume the exchanged key is a key-encrypting key (KEK). The attributes of a KEK should restrict its use to key management functions that are designed to prevent exposure of the keys that the KEK is used to encrypt. If that KEK is transmitted without any attributes, an attacker on the inside can turn the key into a type used for data decryption. Such a key can then be used to decipher all of the keys that were previously protected using the KEK. It is clearly very desirable to have a way of exchanging keys that prevents this modification of the attributes. TR-31 provides such a method.

The TR-31 key block has a set of defined key attributes. These attributes are securely bound to the key so that they can be transported together between any two systems that both understand the TR-31 format. This is much of the reason for its gain in popularity.

In releases before Release 5.4, CCA supports two cryptographic methods that use TDES for protecting the TR-31 key block. A TR-31 key block protected by either of these methods can only contain a DES or Triple-DES (TDES) key. Beginning with Release 5.4, CCA supports a third cryptographic method that uses AES for protecting the TR-31 key block. A TR-31 key block protected by this third method can contain either an AES, DES, or TDES key.

1. The original version of TR-31 defined a method that encrypted the key field in cipher block chaining (CBC) mode and computed a TDES MAC over the header and key field. The encryption and MAC operations used different keys created by applying predefined variants to the input key block protection key. When a TR-31 key block is protected using this method, it has the value "A" (X'41') in its key block version ID field (byte 0 of the key block header).
2. An update to TR-31 added a more modern method designated as key block version ID "B" (X'42') or "C" (X'43'). Method "B" uses an authenticated encryption scheme and cryptographic key derivation methods to produce the encryption and MAC keys. Method "C" is identical to method "A" in terms of wrapping keys. However, the field values are expected to conform to the updated standard.

Beginning with Release 5.4, a block cipher AES method is added as the wrapping cipher algorithm for protecting the TR-31 key block, as defined by ISO 20038. This method is identified by key block version ID value "D" (X'44'), and can protect an AES, DES, or TDES key.

Beginning with Release 5.6, a block cipher AES method is added as the wrapping cipher algorithm for protecting the TR-31 key block, as defined by ISO 20038 or ASC X9 TR 31-2018. This method is identified by key block version ID value "D" (X'44'), and can protect an HMAC key.

Not surprisingly, TR-31 uses some key attributes that are different from those in the CCA symmetric key-token. In some cases, there is a one-to-one correspondence between TR-31 attributes and CCA attributes. For these cases, conversion is simple and straightforward. In other cases, the correspondence is one-to-many or many-to-one, and the application program must provide information to help the CCA verbs decide how to perform the translation between CCA and TR-31 attributes. There are also CCA attributes that simply cannot be represented using TR-31. CCA keys with those attributes are not eligible for conversion to TR-31 format.

The TR-31 key block has these two important features:

1. When protected by a DES key-encrypting key (that is, method "A", "B", or "C"), the key is wrapped in such a way that it meets the "key bundling" requirements of various standards. These standards state that the individual 8-byte blocks of a double-length or triple-length TDES key must be bound in such a way that they cannot be individually manipulated. TR-31 accomplishes this mainly by computation of a MAC across the entire structure, excluding the MAC value itself.
2. Key usage attributes, defined to control how the key can be used, are securely bound to the key itself. This makes it possible for a key and its attributes to be securely transferred from one party to another while assuring that the attributes of the key cannot be modified to suit the needs of an attacker.

CCA supports the management of DES keys, AES keys, and HMAC keys (Release 5.6 and later) using TR-31. [Table 15 on page 96](#) lists the verbs described in this section.

Verb	Page	Service	Entry point	Service location
Key Export to TR31	“Key Export to TR31 (CSNBT31X)” on page 807	Exports a CCA external or internal fixed-length symmetric key-token, converting it into an external X9 TR-31 key block format.	CSNBT31X	cryptographic engine
TR31 Key Import	“TR31 Key Import (CSNBT31I)” on page 843	Imports an external X9 TR-31 key block, converting it into a CCA external or internal fixed-length symmetric key-token.	CSNBT31I	cryptographic engine

Table 15. TR-31 symmetric key management verbs (continued)

Verb	Page	Service	Entry point	Service location
TR31 Key Token Parse	“ TR31 Key Token Parse (CSNBT31P) ” on page 875	Parses the information from the standard predefined fields of the TR-31 key block header without importing the key.	CSNBT31P	security API host software
TR31 Optional Data Build	“ TR31 Optional Data Build (CSNBT31O) ” on page 879	Constructs the optional blocks of a TR-31 key block, one block at a time.	CSNBT31O	security API host software
TR31 Optional Data Read	“ TR31 Optional Data Read (CSNBT31R) ” on page 882	Obtains the contents of any optional fields of a TR-31 key block header.	CSNBT31R	security API host software

Chapter 6. Understanding and managing master keys

In a CCA node, AES, DES, APKA, and PKA master keys are used to wrap or unwrap working keys. These master keys are also used to wrap or unwrap the object protection keys (OPKs) of the working keys that have an OPK defined. These keys are used by the node and can appear outside of the cryptographic engine, and therefore need wrapping.

The ECC keys are wrapped by using 32-byte AES keys. The DES and RSA working keys are wrapped using Triple-DES encryption. DES working keys can be wrapped by a more secure method of Triple-DES by using CBC mode. This method is called the enhanced key-wrapping method. These methods of securing keys enable a node to operate on an unlimited number of working keys, without concern for storage space within the confines of the secured cryptographic engine.

The CCA design supports a set of three master-key registers for each master key: new, current, and old. While a master key is being assembled, it is accumulated in the *new-master-key register*. Then the Master Key Process verb is used to transfer the contents of the *new-master-key register* to the *current-master-key register*.

Working keys are normally encrypted by their associated current master key. To facilitate continuous operations, CCA also has an old-master-key register. When a new master key is transferred to the *current-master-key register*, the preexisting contents, if any, of the *current-master-key register* are transferred to the *old-master-key register*. Whenever a working key must be decrypted by the master key in CCA, the master key verification pattern information that is included in the key token is used to determine whether the current or the old master key must be used to recover the working key. Special status (return code 0, reason code 10001) is returned if the old master key is used. Thus, application programs can arrange to update the working key by encryption with the current master key (with the help of the Key Token Change and PKA Key Token Change verbs). Whenever a working key is encrypted for local use, the key or its OPK is wrapped with the current master key.

Symmetric and asymmetric master keys

Read the contained information on how CCA handles symmetric and asymmetric master keys.

CCA incorporates the following sets of master-key registers:

- The DES master-key register set is used to wrap and unwrap DES (symmetric) working keys.
- The PKA master-key register set is used to wrap and unwrap RSA (asymmetric) private working keys, or the object protection keys (OPKs) of the RSA working keys that have an OPK defined, excluding private key sections X'30' and X'31', which have their OPKs wrapped and unwrapped by the APKA master key.
- The AES master-key register set is used to wrap and unwrap AES (symmetric) fixed-length, and AES and HMAC variable-length, symmetric working keys.
- The APKA master-key register set is used to wrap and unwrap the Object Protection Key (OPK) that is itself used to wrap the key material of an Elliptic Curve Cryptography (ECC) key or the OPK of RSA private key sections X'30' and X'31'. ECC keys are asymmetric.

The verbs that operate on the master keys permit you to specify a register set (with keywords AES-MK, APKA-MK, SYM-MK and ASYM-MK). For DES and PKA master keys, if applications that modify these master-key registers never explicitly select a register set, the master keys in the two register sets are modified in the same way and contain the same keys. However, if at any time you modify only one of the DES or PKA register sets, applications thereafter need to manage the two register sets independently.

Establishing master keys

The preferred and most secure method of establishing master keys in the coprocessor is to use a Trusted Key Entry (TKE) workstation. The TKE leverages user smart cards to establish a secure connection all the way to the firmware in the coprocessor, with a unique session key. Your key parts are secured from the smart card all the way to the target coprocessor with this solution.

An AES master key is established from clear key parts (components). An APKA master key is also established from clear key parts.

DES and PKA master keys, on the other hand, are established in one of these ways:

- from clear key parts
- through random generation internal to the coprocessor

Establishing a master key from clear information

Individual key parts are supplied as clear information, and the parts are exclusive-ORed within the cryptographic engine. Knowledge of a single part gives no information about the final key when multiple, random-valued parts are exclusive-ORed.

A common technique is to record the values of the parts (typically on paper or diskette) and independently store these values in locked safes. When installing the master key, individuals trusted to not share the key-part information, retrieve the parts and enter the information into the cryptographic engine. Use the Master Key Process verb for this operation.

Entering the first and subsequent parts is authorized by two different control points so that a cryptographic engine, the coprocessor, can enforce that two different roles, and thus profiles, are activated to install the master-key parts. This requires that roles exist that enforce this separation of responsibility.

Setting the master key uses a unique command with its own control point. You can set up the access-control system to require the participation of at least three individuals or three groups of individuals.

You can check the contents of any of the master-key registers, and the key parts as they are entered into the new-master-key register, using the Key Test verb. The verb performs a one-way function on the key-of-interest, the result of which is either returned or compared to a known correct result.

Establishing a DES or PKA master key from an internally generated random value

The Master Key Process verb can be used to randomly generate a new DES or PKA master key within the cryptographic engine. The value of the new master-key is not available outside of the cryptographic engine. The verb does not support random generation of an AES master key.

This random method, which is a separately authorized command invoked through use of the Master Key Process verb, ensures that no one has access to the value of the master key. Randomly generating a master key is useful when keys shared with other nodes are distributed using public key techniques, or when DES transport keys are established between nodes. In these cases, there is no need to reestablish a master key with the same value. In general, IBM does not recommend to use a random master key, because workload sharing and backup solutions become very difficult.

Part 2. CCA verbs

CCA verbs implement a variety of cryptographic processes and data-security techniques. Each available verb is documented in detail in a separate topic.

For each documented verb, a Java Native Interface (JNI) is defined that you can use for JNI work.

Note: In this JNI, a new data type *hikmNativeLong* is replacing the old type *hikmNativeInteger* since CCA version 5.2. Both types inherit from an abstract class *hikmNativeNumber*. Thus, type *hikmNativeInteger* is still supported, so you can run existing applications with this deprecated data type. However, start using type *hikmNativeLong* for new applications instead, because *hikmNativeInteger* may be removed in the future.

The following topics are contained:

- Chapter 7, “Using the CCA nodes and resource control verbs,” on page 103 describes how to use the CCA resource control verbs.
- Chapter 8, “Managing AES, DES, and HMAC cryptographic keys,” on page 199 describes the verbs for generating and maintaining AES, DES, and HMAC cryptographic keys, the Random Number Generate verb (which generates 8-byte random numbers), the Random Number Generate Long verb (which generates up to 8192 bytes of random content), and the Secure Sockets Layer (SSL) security protocol. This chapter also describes utilities to build DES and AES tokens, generate and translate control vectors, and describes the PKA verbs that support DES and AES key distribution.
- Chapter 9, “Protecting data,” on page 445 describes the verbs for enciphering and deciphering data.
- Chapter 10, “Verifying data integrity and authenticating messages,” on page 481 describes the verbs for generating and verifying Message Authentication Codes (MACs), generating Modification Detection Codes (MDCs) and generating hashes (SHA-1, MD5, RIPEMD-160).
- Chapter 11, “Key storage mechanisms,” on page 511 describes the use of key storage, key tokens, and associated verbs.
- Chapter 12, “Financial services,” on page 549 describes the verbs for use in support of finance-industry applications. This includes several categories.
 - Verbs for generating, verifying, and translating personal identification numbers (PINs).
 - Verbs that generate and verify VISA card verification values and American Express card security codes.
 - Verbs to support smart card applications using the EMV (Europay MasterCard Visa) standards.
- Chapter 13, “Financial services for DK PIN methods,” on page 681 contains information on financial services that are based on the PIN methods and requirements specified by the German Banking Industry Committee (Deutsche Kreditwirtschaft (DK)).
- Chapter 16, “Using digital signatures,” on page 887 describes the verbs that support using digital signatures to authenticate messages.
- Chapter 17, “Managing PKA cryptographic keys,” on page 901 describes the verbs that generate and manage PKA keys.
- Chapter 15, “TR-31 symmetric key management,” on page 807 describes the verbs that manage TR-31 functions.
- Chapter 18, “Utility verbs,” on page 963 describes the Code Conversion (CSNBXEA) utility. Use this verb to convert text strings from ASCII to EBCDIC or from EBCDIC to ASCII.

Chapter 7. Using the CCA nodes and resource control verbs

Use these verbs to control CCA nodes and their resources.

The following verbs are described:

- [“Access Control Maintenance \(CSUAACM\)” on page 103](#)
- [“Access Control Tracking \(CSUAACR\)” on page 106](#)
- [“Cryptographic Facility Query \(CSUACFQ\)” on page 114](#)
- [“Cryptographic Facility Version \(CSUACFV\)” on page 176](#)
- [“Cryptographic Resource Allocate \(CSUACRA\)” on page 177](#)
- [“Cryptographic Resource Deallocate \(CSUACRD\)” on page 181](#)
- [“Key Storage Initialization \(CSNBKSI\)” on page 183](#)
- [“Log Query \(CSUALGQ\)” on page 186](#)
- [“Master Key Process \(CSNBMP\)” on page 192](#)
- [“Random Number Tests \(CSUARNT\)” on page 196](#)

Access Control Maintenance (CSUAACM)

Use the Access Control Maintenance verb to query or control installed roles.

You can use this verb to perform the following services:

- Retrieve a list of the installed roles.
- Retrieve the non-secret data for a selected role.

You select which service to perform by specifying the corresponding keyword in the input rule-array. You can only perform one of these services per verb call.

Chapter 27, [“Access control data structures,” on page 1299](#) describes the roles and role structures and provides examples of access control data structures for the roles.

Note: You can also perform the services provided by the CSUAACM verb with the help of the **panel.exe** utility. Refer to [“panel.exe default syntax as of CCA 6.0” on page 1347](#) and to [“Using panel.exe to show the active role and ACPs” on page 1354](#).

Format

The format of CSUAACM.

```
CSUAACM(
    return_code,
    reason_code,
    exit_data_length,
    exit_data,
    rule_array_count,
    rule_array,
    name,
    output_data_length,
    output_data)
```

Parameters

The parameter definitions for CSUAACM.

For the definitions of the *return_code*, *reason_code*, *exit_data_length*, and *exit_data* parameters, see “Parameters common to all verbs” on page 18.

rule_array_count

Direction: Input
Type: Integer

A pointer to an integer variable containing the number of elements in the *rule_array* variable. This value must be 1.

rule_array

Direction: Input
Type: String array

The **rule_array** parameter is a pointer to a string variable containing an array of keywords. The keywords are eight bytes in length and must be left-aligned and padded on the right with space characters. The **rule_array** keywords are described in [Table 16 on page 104](#).

<i>Table 16. Keywords for Access Control Maintenance control information</i>	
Keyword	Description
Service to perform (one required)	
LSTROLES	Retrieves a list of the roles installed in the coprocessor.
GET-ROLE	Retrieves the non-secret part of a role definition from the coprocessor.

name

Direction: Input
Type: String

The **name** parameter is a pointer to a string variable containing the name of a role or user profile which is the target of the request.

The manner in which this variable is used depends on the service being performed.

<i>Table 17. Meaning of the name parameter</i>	
Rule-array keyword	Contents of name parameter
LSTROLES	The name parameter is unused.
GET-ROLE	The name parameter contains the 8-character role ID for the role definition that is to be retrieved or deleted. A role ID cannot start with a space character.

output_data_length

Direction: Input/Output
Type: Integer

The **output_data_length** parameter is a pointer to an integer variable containing the number of bytes of data in the **output_data** variable. The value must be a multiple of four bytes.

On input, the **output_data_length** parameter must be set to the total size of the variable pointed to by the **output_data** parameter. On output, this variable contains the number of bytes of data returned by the verb in the **output_data** variable.

output_data

Direction: Output

Type: String

The **output_data** parameter is a pointer to a string variable containing data returned by the verb. Any integer value returned in the **output_data** variable is in big-endian format; the high-order byte of the value is in the lowest-numbered address in storage. Authentication data structures are described in [Chapter 27, "Access control data structures," on page 1299](#).

The manner in which this variable is used depends on the function being performed.

<i>Table 18. Meaning of the output_data parameter</i>	
Rule-array keyword	Contents of output_data parameter
LSTROLES	Contains a list of the role IDs for all the roles stored in the coprocessor.
GET-ROLE	<p>The variable contains the non-secret portion of the selected role. This includes the following data, in the order listed.</p> <p>Role version Two bytes containing 2 one-byte integer values, where the first byte contains the major version number and the second byte contains the minor version number.</p> <p>Comment A 20-character variable padded on the right with spaces, containing a comment which describes the role. This variable is not X'00' terminated.</p> <p>Required authentication-strength level A 2-byte integer defining how secure the user authentication must be in order to authorize this role.</p> <p>Lower time-limit The earliest time of day that this role can be used. The time limit consists of two 1-byte integer values, a 1-byte hour, followed by a 1-byte minute. The hour can range from 0 - 23, and the minute can range from 0 - 59.</p> <p>Upper time-limit The latest time of day that this role can be used. The format is the same as the Lower time-limit.</p> <p>Valid days of the week A 1-byte variable defining which days of the week this role can be used. Seven bits of the byte are used to represent Sunday through Saturday, where a 1 bit means that the day is allowed, while a 0 bit means it is not.</p> <p>The first bit (most significant bit, MSB) is for Sunday, and the last significant bit (LSB) is unused and is set to B'0'.</p> <p>Access-control-point list The access-control-point bit map defines which functions a user with this role is permitted to run.</p>

Restrictions

The restrictions for CSUAACM.

None.

Required commands

The CSUAACM required commands.

The Access Control Maintenance verb requires the shown command to be enabled in the active role, based on the following **rule_array** keywords:

Rule-array keyword	Offset	Command
LSTROLES, GET-ROLE	X'0116'	Access Control Manager - Read role

Usage notes

Usage notes for CSUAACM.

Only roles relevant to the domain which originates the command are listed or returned.

JNI version

This verb has a Java Native Interface (JNI) version, which is named CSUAACMJ.

See [“Building Java applications using the CCA JNI”](#) on page 23.

Format

```
public native void CSUAACMJ(
    hikmNativeNumber    return_code,
    hikmNativeNumber    reason_code,
    hikmNativeNumber    exit_data_length,
    byte[]               exit_data,
    hikmNativeNumber    rule_array_count,
    byte[]               rule_array,
    byte[]               name,
    hikmNativeNumber    output_data_length,
    byte[]               output_data);
```

Access Control Tracking (CSUAACM)

The Access Control Tracking verb allows you to track the usage of ACPs for a defined span of time, and also allows you to query that tracking information.

Use the Access Control Tracking verb to start or stop tracking of access control points (ACPs) that are queried by applications. You can also use this verb to maintain ACP tracking information. Some key points to consider are:

- Tracking is started, stopped, and maintained on a per role basis, for one or more role IDs at a time.
- Tracking of ACPs occurs between START and STOP requests.
- Whenever an application, that is running under a role ID that is being tracked, causes an ACP to be queried, this ACP is tracked.
- ACP information is returned on the basis of the selected role ID.
 - Data size: CSUAACM uses the same access-control-point list data structure and transfer semantics as the Access Control Maintenance (CSUAACM) verb. Both verbs also share the same transfer size limitations, if any. It is deemed unlikely that role tracking data for one role passes the maximum data transfer size for a platform since typically data for a single role is returned.
 - If a SIZEDATA request for a given list of roles results in an error that indicates the total size is too large to transfer, try reducing the size of the list of roles by dividing it into multiple queries.

- Tracking configuration and data is retained inside the cryptographic coprocessor until cleared by a specific request or re-initialization.

To use this verb, do the following:

- Specify the desired function to perform in the rule array. Choose whether to start or stop access control tracking, whether to retrieve collected tracking data or the size of that data. You can also choose to query if tracking is enabled, or clear tracking information.
- Use the **role_ID** parameter to optionally identify one or more 8-character role IDs to be tracked. If no role IDs are specified (that is, the **role_ID_length** variable is 0), the verb operates on the default role, which all users may use.
- Specify a buffer large enough to receive any output data.

Note:

- Tracking of role IDs has minor performance implications. From the initialization of a role ID tracking structure after a START until it is cleared, either by the CLRDATA option of this verb or by a reinitialization of the CCA application in the coprocessor, two identical copies of the tracking structure are maintained. One is an in-memory copy, and the other is an in-storage copy. The in-memory copy serves to provide the least impact on performance, while the in-storage copy serves to survive a power outage. During the period that a role ID is being tracked, any attempt by that role to access an ACP causes the role ID access control point list of the in-memory copy to be checked. When an ACP (offset) in the list is checked and found to be set to B'1' (at least one access attempt for this ACP, whether successful or not, has been recorded), no further processing is performed. Otherwise, the offset in both the in-memory and in-storage lists is changed to B'1' from B'0'. This update to both lists only occurs once per ACP accessed.
- Chapter 27, “Access control data structures,” on page 1299 describes the roles and role structures and provides examples of access control data structures for the roles.
- You can also perform ACP tracking with the help of the **panel.exe** utility. Refer to “panel.exe default syntax as of CCA 6.0” on page 1347 and to “Using panel.exe to control ACP tracking” on page 1356.

Format

The format of CSUAACT.

```
CSUAACT(
    return_code,
    reason_code,
    exit_data_length,
    exit_data,
    rule_array_count,
    rule_array,
    role_ID_length,
    role_ID,
    output_data_length,
    output_data,
    reserved1_length,
    reserved1,
    reserved2_length,
    reserved2)
```

Parameters

The parameter definitions for CSUAACT.

For the definitions of the *return_code*, *reason_code*, *exit_data_length*, and *exit_data* parameters, see “Parameters common to all verbs” on page 18.

rule_array_count

Direction: Input
Type: Integer

A pointer to an integer variable containing the number of elements in the *rule_array* variable. This value must be 1.

rule_array

Direction: Input

Type: String array

The *rule_array* parameter is a pointer to a string variable containing an array of keywords. The keywords are eight bytes in length and must be left-aligned and padded on the right with space characters. The *rule_array* keywords are described in [Table 19 on page 108](#).

<i>Table 19. Keywords for Access Control Tracking control information</i>	
Keyword	Description
Function to perform (required). Setting the role_ID_length variable to 0 causes the function to operate on the default role ID.	
CLRDATA	<p>Specifies to clear ACP tracking information for the role IDs identified by the role_ID parameter.</p> <p>Note:</p> <ol style="list-style-type: none"> 1. No data is returned in the buffer identified by the output_data parameter. 2. This function does not start or stop tracking information. Use the START or STOP keywords for this purpose. 3. It is possible for some data to be gathered after CLRDATA, but before a subsequent STOP. To avoid this, use STOP before CLRDATA. 4. This function generates an ACP query which gets logged before any tracking information is cleared.
GETDATA	<p>Specifies to return the tracking information for the role IDs identified by the role_ID parameter. This tracking information is returned into the buffer identified by the output_data parameter, provided that the buffer is large enough to receive all of the data.</p> <p>Note:</p> <ol style="list-style-type: none"> 1. This function does not clear tracking information. Use CLRDATA for this purpose. 2. This function does not stop ACP tracking. Use STOP instead. 3. Use SIZEDATA to determine the minimum required size for the buffer identified by the output_data parameter.
GETINTVL	<p>Specifies to return the <i>interval tracking data structure</i> in the output_data parameter. The output_data_length parameter must indicate that enough space is available to hold the data structure. It is updated with the length of the data structure returned. For more information, read “Interval tracking data structure” on page 113.</p>
GETSTATE	<p>Specifies to return the state (either enabled or not enabled) of ACP tracking for the role IDs identified by the role_ID parameter. The state is returned into the buffer identified by the output_data parameter, provided that the buffer is large enough to receive all of the data.</p> <p>Note: This function does not start or stop ACP tracking. Use START or STOP instead.</p>

<i>Table 19. Keywords for Access Control Tracking control information (continued)</i>	
Keyword	Description
SIZEDATA	<p>Specifies to return the size of the data in bytes that GETDATA would return as a single integer value into the output_data_length variable.</p> <p>Note:</p> <ol style="list-style-type: none"> 1. No data is returned in the buffer identified by the output_data parameter. 2. The output_data_length variable can be greater on output than on input. 3. Provide the same list of role IDs to be used for GETDATA.
START	<p>Specifies to start ACP tracking for the role IDs identified by the role_ID parameter.</p> <p>Note:</p> <ol style="list-style-type: none"> 1. No data is returned in the buffer identified by the output_data parameter. 2. Use of this function for a role ID that is being tracked has no effect and does not cause an error or warning.
STOP	<p>Specifies to stop ACP tracking for the role IDs identified by the role_ID parameter.</p> <p>Note:</p> <ol style="list-style-type: none"> 1. No data is returned in the buffer identified by the output_data parameter. 2. Use of this keyword on a role ID that is not being tracked has no effect and does not cause an error or warning. 3. ACP tracking stops after the ACP check for the required commands of this verb are recorded for the appropriate role ID.

role_ID_length

Direction: Input
Type: Integer

The **role_ID_length** parameter is a pointer to an integer variable containing the number of bytes of data in the **role_ID** variable. This value must be greater than or equal to 0 and a multiple of 8.

Note: Setting the **role_ID_length** variable to 0 causes the function to operate on the default role ID.

role_ID

Direction: Input
Type: String

This parameter is a pointer to a string variable containing an optional array of role IDs of the role definitions to process. The role IDs are 8 bytes in length and must be left-aligned and padded on the right with space characters.

output_data_length

Direction: Input/Output
Type: Integer

This parameter is a pointer to an integer variable containing the number of bytes of data in the **output_data** variable. For keyword SIZEDATA, this value is allowed to be less on input than on

output since no data is returned in the buffer identified by the **output_data** parameter. Otherwise, set this value to at least the number of data bytes to be returned in that buffer.

output_data

Direction: Output
Type: String

The **output_data** parameter is a pointer to a string variable containing data returned by the verb. The size and content of the output data depends on the function to perform based on the rule array. Only rule array keywords GETDATA and GETSTATE return data in this variable (buffer). Keyword SIZEDATA does not return any data in this buffer, even if the returned **output_data_length** variable is greater than 0.

The GETSTATE option returns a concatenation of role tracking data headers, one for each role ID identified by the **role_ID** parameter. Refer to [Table 20 on page 110](#). No additional data follows the header for GETSTATE.

<i>Table 20. Role tracking data header format</i>		
Offset (bytes)	Length (bytes)	Description
00	02	Role tracking data (RTD) header version (X'0100').
02	02	RTD length in bytes (big endian): rtdln . Length includes this header (16 bytes) + length of data that follows the header, if any.
04	08	Role ID of role tracking data
12	01	Role tracking flag byte for the role ID (value at offset 4) Value Meaning B'xxxx xxx0' Tracking is not enabled. B'0000 0001' Tracking is enabled. All unused bits are reserved and must be zero.
13	03	Reserved, binary zero.
Note: 1. For GETDATA, the returned output_data is a concatenation of a role tracking data header and an ACP list pair, one for each role ID identified by the role_ID parameter. 2. For GETSTATE, the returned output_data is a concatenation of role tracking data headers, one for each role ID identified by the role_ID parameter.		

The GETDATA option returns a role tracking data header for each role ID, with an additional ACP list concatenated to each header. Refer to [Table 372 on page 1302](#). [Table 21 on page 110](#) provides the format of the output returned by the GETDATA option.

<i>Table 21. GETDATA output_data format</i>		
Offset (bytes)	Length (bytes)	Description
role_id 1 of n, where n = 1 for role_ID_length = 0. Otherwise n = role_ID_length / 8.		
00	02	Role tracking data (RTD) header version (X'0100').

Table 21. GETDATA output_data format (continued)		
Offset (bytes)	Length (bytes)	Description
02	02	RTD length in bytes (big endian): rtdln#1 . Length includes this header (16 bytes) + length of ACP list structure.
04	08	Role ID of role tracking data
12	01	<p>Role tracking flag byte for the role ID (value at offset 4)</p> <p>Value Meaning</p> <p>B'xxxx xxx0' Tracking is not enabled.</p> <p>B'0000 0001' Tracking is enabled.</p> <p>All unused bits are reserved and must be zero.</p>
13	03	Reserved, binary zero.
16	rtdln#1 - 16	<p>Access-control-point list structure for role ID 1. Refer to Table 372 on page 1302.</p> <p>The meaning of each bit valued in the bit-map data segments of the ACP list structure has the following meaning for role tracking data:</p> <p>Value Meaning</p> <p>B'0' No recorded access attempt has been made.</p> <p>B'1' This ACP has had at least one access attempt while being tracked. The value does not indicate the success of any access attempt.</p> <p>Note:</p> <ol style="list-style-type: none"> 1. Use the Access Control Maintenance (CSUAACM) verb with the GET-ROLE rule-array keyword to determine which offsets this role ID has enabled. Compare the CSUAACM list of enabled ACPs to the tracking list of the role ID to determine which ACP access attempts were successful. 2. The gathering of data for a given role ID can be impacted by multiple STARTs and STOPs. If CLRDATA is not performed between a STOP and a START.
role_ID 2 of n, for role_ID_length ≥ 2*8 where n = role_ID_length / 8		
rtdln#1	02	RTD header version.
rtdln#1 + 02	02	RTD overall length in bytes (big endian): rtdln#2
rtdln#1 + 04	08	Role ID of role tracking data.
rtdln#1 + 12	01	Role tracking flag byte for role ID (value at offset rtdln#n-1 + 4).
rtdln#1 + 13	03	Reserved, binary zero.

*Table 21. GETDATA **output_data** format (continued)*

Offset (bytes)	Length (bytes)	Description
rtdln#1 + 16	rtdln#n - 16	Access-control-point list structure for role ID n
<p>Note:</p> <ol style="list-style-type: none"> 1. For GETDATA, the returned output_data is a concatenation of a role tracking data header and ACP list pair, one for each role ID identified by the role_ID parameter. 2. All integer values returned in the output_data variable are in big-endian format. 		

The GETSTATE option returns a concatenation of role tracking data headers, one for each role ID identified by the **role_ID** parameter. Refer to [Table 22 on page 112](#). No additional data follows the header for GETSTATE.

*Table 22. GETSTATE **output_data** format*

Offset (bytes)	Length (bytes)	Description
00	02	Role tracking data (RTD) header version (X'0100').
02	02	RTD structure length in bytes (big endian). Length includes this header (16 bytes) + length of data that follows the header (zero for GETSTATE).
04	08	Role ID of role tracking data
12	01	<p>Role tracking flag byte for the role ID (value at offset 4)</p> <p>Value</p> <p>Meaning</p> <p>B'xxxx xxx0' Tracking is not enabled.</p> <p>B'0000 0001' Tracking is enabled.</p> <p>All unused bits are reserved and must be zero.</p>
13	03	Reserved, binary zero.
<p>Note: For GETSTATE, the returned output_data is a concatenation of role tracking data headers, one for each role ID identified by the role_ID parameter.</p>		

reserved1_length

Direction: Input/Output

Type: Integer

The **reserved1_length** parameter is a pointer to an integer variable containing the number of bytes of data in the reserved1 variable. This value must be zero.

reserved1

Direction: Output

Type: String

The **reserved1** parameter is a pointer to a string variable. This parameter is reserved for future use.

reserved2_length

Direction: Input/Output

Type: Integer

The **reserved2_length** parameter is a pointer to an integer variable containing the number of bytes of data in the reserved2 variable. This value must be zero.

reserved2

Direction: Output

Type: String

The **reserved2** parameter is a pointer to a string variable. This parameter is reserved for future use.

Interval tracking data structure

Learn about the interval tracking data structure as it is returned by the **GETINTVL** rule array keyword.

Offset	Length	Description
00	14	<p>Timestamp for the start of the interval. This is the time according to the adapter internal clock when a START request was received for the role_ID. This time value is set when the first START is received for the role_ID when the value of the start of the interval is currently zero. The value of the start of the interval is set to zero at system initialization, when a CLRDATA request is processed and tracking is stopped for the role_ID, or when a higher level zeroize request is processed that also clears the ACP tracking data. If a CLRDATA request is processed while tracking is enabled for the role_ID, then a new timestamp is written for the start of the interval.</p> <p>If the value for the start of the interval is currently zero in the adapter, then this field is set to 0x00 bytes. If the value for the start of the interval is non-zero, the according timestamp is returned in this field in the CCA generalized time format: "YYYYMMDDHHMMSS".</p>
14	14	<p>Timestamp for the end of the interval. This is the time according to the adapter internal clock when a STOP request was received for the role_ID (after a previous START). This time value is set to zero when a new START request is received for the role_ID, at system initialization, when a CLRDATA request is processed, or when a higher level zeroize request is processed that also clears the ACP tracking data.</p> <p>If the value for the end of the interval is currently zero in the adapter, then this field is set to 0x00 bytes. If the value for the end of the interval is non-zero, the according timestamp is returned in this field in the CCA generalized time format: "YYYYMMDDHHMMSS".</p>
28	4	<p>Counter (Big-Endian) of STOPPED intervals since the first START was issued for the role_ID. This counter is incremented when a START has been issued after a previous STOP that was issued during collection of ACP tracking data. At a high level, this counter indicates the number of times that tracking for the role_ID was stopped and then re-started. This count can be helpful when looking at audit logs to determine how many gaps need to be accounted for.</p> <p>This counter is not allowed to roll over. A value of 0xFFFFFFFF indicates that this many or more gaps occurred. This counter is set to zero at system initialization, when a CLRDATA request is processed, or when a higher level zeroize request is processed that also clears the ACP tracking data.</p>

Restrictions

The restrictions for CSUAACT.

None.

Required commands

The CSUAACT required commands.

The Access Control Tracking verb requires the following command to be enabled in the active role, based on the following **rule_array** keywords:

Rule-array keyword	Offset	Command
CLRDATA, GETDATA, SIZEDATA, START, or STOP	X'01CC'	Access Control Tracking - Enable

Usage notes

Usage notes for CSUAACT.

None.

JNI version

This verb has a Java Native Interface (JNI) version, which is named CSUAACTJ.

See [“Building Java applications using the CCA JNI”](#) on page 23.

Format

```
public native void CSUAACTJ(  
    hikmNativeNumber    return_code,  
    hikmNativeNumber    reason_code,  
    hikmNativeNumber    exit_data_length,  
    byte[]              exit_data,  
    hikmNativeNumber    rule_array_count,  
    byte[]              rule_array,  
    hikmNativeNumber    role_ID_length,  
    byte[]              role_ID,  
    hikmNativeNumber    output_data_length,  
    byte[]              output_data,  
    hikmNativeNumber    reserved1_length,  
    byte[]              reserved1,  
    hikmNativeNumber    reserved2_length,  
    byte[]              reserved2);
```

Cryptographic Facility Query (CSUACFQ)

The Cryptographic Facility Query verb is used to retrieve information about the coprocessor and the CCA application program in that coprocessor.

This information includes the following:

- General information about the coprocessor, its operating system, and CCA application
- The Environment Identifier (EID)
- Diagnostic information from the coprocessor
- Export-control information from the coprocessor
- Time and date information from the coprocessor
- The contents and size of the authorized PIN decimalization tables loaded onto the coprocessor

On input, you specify:

- A *rule_array_count* of 1 or 2
- Optionally, a *rule_array* keyword of ADAPTER1 (for backward compatibility)
- The class of information queried with a *rule_array* keyword

This verb returns information elements in the *rule_array* and sets the *rule_array_count* variable to the number of returned elements.

| Determining if a card is a CEX4C, CEX5C, CEX6C, or a CEX7C

Using the Cryptographic Facility Query, the output **rule_array** for option STATCCA is the most accurate way to determine the cryptographic coprocessor type.

An updated device driver might not be available yet for all distributions where the current RPM is usable. The CCA host library uses this mechanism to determine card version, and we recommend that the application developer also use this method. Where this Cryptographic Facility Query output from the *rule_array* for option STATCCA and the device driver disagree about the version of a particular card, it is the device driver that will be out of date because the Cryptographic Facility Query data is not interpreted in any way. It comes directly from the adapter.

- If first character of the CCA application version field is the number 4, then this card is a CEX3C or CEX4C.
- If the first character of the CCA application version field is the number 5, then this card is a CEX5C.
- If the first character of the CCA application version field is the number 6, then this card is a CEX6C.
- If the first character of the CCA application version field is the number 7, then this card is a CEX7C.

The commands `ivp.e` and `panel.exe -x` also tell you the cryptographic coprocessor type, by calling the Cryptographic Facility Query verb for all available adapters.

For details about **panel.exe**, see [“The panel.exe utility” on page 1347](#).

Format

The format of CSUACFQ.

```
CSUACFQ(
    return_code,
    reason_code,
    exit_data_length,
    exit_data,
    rule_array_count,
    rule_array,
    verb_data_length,
    verb_data)
```

Parameters

The parameter definitions for CSUACFQ.

For the definitions of the *return_code*, *reason_code*, *exit_data_length*, and *exit_data* parameters, see [“Parameters common to all verbs” on page 18](#).

rule_array_count

Direction: Input/Output

Type: Integer

A pointer to an integer variable containing the number of elements in the **rule_array** variable. On input, this value must be 1 or 2.

On output, the verb sets the variable to the number of **rule_array** elements it returns to the application program.

Tip: With this verb, the number of returned **rule_array** elements can exceed the **rule_array_count** you specified on input. Be sure you allocate adequate memory to receive all the information elements according to the information class you select on input with the information-to-return keyword in the **rule_array**.

rule_array

Direction: Input/Output

Type: String array

The **rule_array** parameter is a pointer to a string variable containing an array of keywords. The keywords are eight bytes in length and must be left-aligned and padded on the right with space characters.

On input, set the **rule_array** to specify the type of information to retrieve. There are two input *rule_array* elements, as described in Table 23 on page 116. This table also indicates to which parameter, **rule_array** or **verb_data**, output data is returned for each keyword.

<i>Table 23. Keywords for Cryptographic Facility Query control information</i>			
Keyword	Description	Output in rule_array	Output in verb_data
<i>Adapter to use (Optional)</i>			
ADAPTER1	This keyword is ignored. It is accepted for backward compatibility.	n/a	n/a
<i>Information to return (One required)</i>			
DOM-CONT	Obtain an array of enabled control domains.	None.	See “ DOM-CONT ” on page 142.
DOM-NUMS	Returns the total number of domains allocated for the system in the verb_data variable.	None.	See “ DOM-NUMS ” on page 142.
DOM-USAG	Obtain an array of enabled usage domains.	None.	See “ DOM-USAG ” on page 142.
GETCOMPDP	Get compliance data. Returns official card and domain compliance information. See the SIGNSTAT keyword later in this table for a method to have the entire bundle hashed and signed by adapter firmware outbound authentication firmware keys.	None.	See “ GETCOMPDP ” on page 142.
GET-UDX	Obtains UDX identifiers. This keyword applies only when using Linux on Z.	None.	See “ GET-UDX ” on page 149.

Table 23. Keywords for Cryptographic Facility Query control information (continued)			
Keyword	Description	Output in <i>rule_array</i>	Output in <i>verb_data</i>
MOREMKS	<p>This keyword returns additional master key information. It is in a second rule array class and used to signify that additional data is to be returned with one or more existing keywords. This keyword is only allowed when one of STATICSFB, STATCCA, or STATCCAE is also present. Any other use results in an error return code of (8 / 0x22 [34]).</p> <p>When present, the reply rule array elements for the SYM and ASYM master keys have additional bytes populated. The master key status is still present in the same format in offset 0 of the element.</p> <p>When STATICSFB is present, an ASCII '1' is in offset 7 of the reply rule array element if ACP '0x0330' was set when the master key parts were loaded. This forces the user to enter 24-bytes of key material. This is only present for the SYM MK.</p> <p>Example output for STATICSFB MOREMKS (truncated to show only the SYM reply):</p> <pre>Rule array kw 0: Card Serial Number Rule array kw 1: "3 1" SYM MK new mk reg is full and 24-bytes entered. Rule array kw 2: "2 " SYM MK valid (contains a key) current mk. Rule array kw 3: "2 " SYM MK valid old mk.</pre>		
NUM-DECT	<p>Returns the number of bytes of data required for the <i>verb_data</i> variable when the STATDECT rule-array keyword is specified.</p> <p>Note: A TKE is used to securely load PIN decimalization tables.</p>	None.	See “NUM-DECT” on page 149.
QPENDING	<p>TKE uses this <i>rule_array</i> keyword to request information about pending changes previously submitted by this TKE or another TKE to this adapter. Only TKE can submit changes to be stored in the Pending Change Buffer queried with this command.</p> <p>The keyword is available for normal users of Cryptographic Facility Query, for informational or debugging reasons (no secrets are exposed).</p> <p>This keyword applies only when using Linux on Z.</p>	See Table 24 on page 121.	None.

Table 23. Keywords for Cryptographic Facility Query control information (continued)			
Keyword	Description	Output in <i>rule_array</i>	Output in <i>verb_data</i>
SIGNSTAT	<p>This keyword causes the returned data to have a signature post-pended to the reply data which covers the reply data.</p> <p>It works in combination with the GETCOMP and STATOHL keywords.</p> <p>It always returns data prefixed with a signed_data_t structure that defines where the data is (following the signed_data_t) and where an optional signature is, (after the data BLOB).</p> <ul style="list-style-type: none"> • If SIGNSTAT is not present, the signed_data_t beginning structure is still returned, however the signature fields show offset, length, and sig-type of 0x00. • If SIGNSTAT is present, adapter firmware signs the data, puts a signature after the data, and fixes the signature fields to allow for the signature fields and payload. 	None.	See the extension of the GETCOMP and STATOHL output in “GETCOMP” on page 142 and “STATOHL” on page 165.
SIZEWPIN	Get the number of bytes of storage required for the output of a STATWPIN request.	None.	See Table 29 on page 149.
STATAES	Obtains status information on AES master-key registers and AES key-length enablement.	See Table 24 on page 121.	None.
STATAPKA	Obtains status information on APKA master-key registers and APKA key-length enablement.	See Table 24 on page 121.	None.
STATCARD	Obtains coprocessor-related basic status information. This keyword is provided for backwards compatibility. The STATCRD2 should be used instead of STATCARD .	See Table 24 on page 121.	None.
STATCCA	Obtains CCA-related status information.	See Table 24 on page 121.	None.
STATCCAE	Obtains CCA-related extended status information.	See Table 24 on page 121.	None.
STATCRD2	Obtains extended basic status information about the coprocessor.	See Table 24 on page 121.	None.
STATDECT	<p>Obtains the information on all of the authorized PIN decimalization tables that are currently stored on the coprocessor. Output is returned in the <i>verb_data</i> variable.</p> <p>Note: A TKE is used to securely load PIN decimalization tables.</p>	None.	See “STATDECT” on page 149.
STATDIAG	Obtains diagnostic information.	See Table 24 on page 121.	None.
STATEID	Obtains the Environment Identifier (EID).	See Table 24 on page 121.	None.
STATEXPT	Obtains function control vector-related status information.	See Table 24 on page 121.	None.

Table 23. Keywords for Cryptographic Facility Query control information (continued)

Keyword	Description	Output in <i>rule_array</i>	Output in <i>verb_data</i>
STATICSA	Obtains the indicated master key hash and verification patterns to be returned for the master keys loaded in the current domain. This keyword applies only when using Linux on Z.	See Table 24 on page 121.	See “STATICSA” on page 150.
STATICSB	Obtains the indicated master key hash and verification patterns to be returned for the master keys loaded in the current domain.	See Table 24 on page 121.	See “STATICSB” on page 152.
STATICSC	Obtains the indicated master key hash and verification patterns to be returned for the master keys loaded in the current domain.	None.	See “STATICSC” on page 155.
STATICSE	Obtains the indicated master key hash and verification patterns to be returned for the master keys loaded in the current domain. This keyword applies only when using Linux on Z.	See Table 24 on page 121.	See “STATICSE” on page 159.
STATICSF	This keyword returns the adapter serial number and status information about the SYM (DES) and ASYM (RSA) master-key registers, including whether a valid key is present in each of the old, current, and new registers. This keyword applies only when using Linux on Z.	See Table 24 on page 121.	None.
STATICSX	Obtains the indicated master key hash and verification patterns to be returned for the master keys loaded in the current domain. This keyword applies only when using Linux on Z.	See Table 24 on page 121.	See “STATICSX” on page 161.
STATKPR	Obtains non-secret information about an operational key part. This keyword applies only when using Linux on Z.	None.	See “STATKPR” on page 163.
STATKPRL	Obtains the names of the operational key parts. This keyword applies only when using Linux on Z.	None.	“STATKPRL” on page 165.
STATMOFN	Obtains master-key shares distribution information.	See Table 24 on page 121.	None.

<i>Table 23. Keywords for Cryptographic Facility Query control information (continued)</i>			
Keyword	Description	Output in <i>rule_array</i>	Output in <i>verb_data</i>
STATO AHL	<p>Returns the adapter health for firmware, with full bootloader fields. This data structure matches the signed health_t structure, which is returned by the secure bootloader of the HSM when a QueryHealth command is issued. (Such a command is issued by low level IBM Z firmware which then caches the information for the management console). Thus, this STATO AHL keyword returns the same health_t structure through CCA, signed by an OA key.</p> <p>Input:</p> <p>The verb_data parameter holds the 32-byte nonce desired by the user to be signed in the returned health_t structure.</p> <p>Output:</p> <p>The verb_data parameter holds the health_t structure.</p> <p>Tip: Adding the SIGNSTAT keyword causes the returned data to be signed. The signature returned from this call can be verified using the public key returned by the CCA call to CSUADPK:GET-CERT. Then pass the public key, signature, and hash of the data to the CSNDDSV verb.</p>	None.	See “STATO AHL” on page 165.
STATVKPL	<p>Obtains the names of all the operational key parts for variable length key token preparation.</p> <p>This keyword applies only when using Linux on Z.</p>	None.	See “STATVKPL” on page 173.
STATVKPR	<p>Obtains non-secret information about an operational key part. This is different from STATKPR in that a register for creating a key in a variable length key token is described.</p> <p>This keyword applies only when using Linux on Z.</p>	None.	See “STATVKPR” on page 173.
STATWPIN	<p>Returns the state information on all of the weak PIN entries that are currently stored on the coprocessor.</p>	None.	See Table 39 on page 175.
TIMEDATE	<p>Reads the current date, time, and day of the week from the secure clock within the coprocessor.</p>	See Table 24 on page 121.	None.
TKESTATE	<p>Indicates whether TKE access is enabled or not.</p> <p>This keyword applies only when using Linux on Z.</p>	See Table 24 on page 121.	None.
WRAPMTHD	<p>Obtains the default key wrapping method.</p>	See Table 24 on page 121.	None.
<p><i>Verification Pattern Format selection for STATKPR, STATVKPR.</i> The STATKPR and STATVKPR keywords request information about operational key parts that have been stored in the domain. Part of this information is a verification pattern for the key part, returned in the ver_pattern field of the STATKPR or STATVKPR output data.</p>			

<i>Table 23. Keywords for Cryptographic Facility Query control information (continued)</i>			
Keyword	Description	Output in <i>rule_array</i>	Output in <i>verb_data</i>
ENC-ZERO	This keyword modifies the output returned in the ver_pattern field of the STATKPR or STATVKPR output data format structures when the subject key is a DES or TDES key. The length of returned data in the ver_pattern field from the ENC-ZERO calculation is 3 bytes when this keyword is used. The default length of returned data is 4 bytes.	None.	See “STATKPR” on page 163 or “STATVKPR” on page 173.
<i>Hash Value Format selection for STATKPR, STATVKPR.</i> The STATKPR and STATVKPR keywords request information about operational key parts that have been stored in the domain. Part of this information is a hash value for the key part, returned in the key_part_hash field of the STATKPR or STATVKPR output data.			
CMACZERO	This keyword modifies the output returned in the key_part_hash field of the STATKPR or STATVKPR output data format structures. The returned data in the key_part_hash field is changed to be 5 bytes of a truncated CMAC over the subject key when this keyword is used.	None.	See “STATKPR” on page 163 or “STATVKPR” on page 173.

Different sets of **rule_array** elements are returned, depending on the input keyword. Table 24 on page 121 describes these **rule_array** elements for keywords that result in output data in the **rule_array** parameter.

For **rule_array** elements that contain numbers, those numbers are represented by numeric characters which are left-aligned and padded on the right with space characters. For example, a **rule_array** element that contains the number 2 contains the character string "2 " (the number 2 followed by seven space characters).

For some keywords, there is output data in the **verb_data** variable. This output data is described in “Verb data returned for CSUACFQ keywords” on page 141.

<i>Table 24. Cryptographic Facility Query information returned in the rule_array</i>		
Element number	Name	Description
<i>Output rule_array for option QPENDING</i>		

<i>Table 24. Cryptographic Facility Query information returned in the rule_array (continued)</i>		
Element number	Name	Description
1	Change type (ASCII number)	<p>An ASCII number that indicates the type of pending change stored in the adapter (if there is one)</p> <p>Value</p> <p>Description</p> <p>none No pending change</p> <p>1 Role load</p> <p>2 Profile load</p> <p>3 Role delete</p> <p>4 Profile delete</p> <p>5 Domain zeroize</p> <p>6 Enable</p>
2	user ID (string)	A string of eight ASCII characters for the user ID of the user who initiated the pending change.
<i>Output rule_array for option STATAES</i>		
1	AES NMK status	<p>State of the AES new master key register:</p> <p>Value</p> <p>Description</p> <p>1 Register is clear</p> <p>2 Register contains a partially complete key</p> <p>3 Register contains a complete key</p>
2	AES CMK status	<p>State of the AES current master key register:</p> <p>Value</p> <p>Description</p> <p>1 Register is clear</p> <p>2 Register contains a key</p>

<i>Table 24. Cryptographic Facility Query information returned in the rule_array (continued)</i>		
Element number	Name	Description
3	AES OMK status	State of the AES old master key register: Value Description 1 Register is clear 2 Register contains a key
4	AES key length enablement	The maximum AES key length that is enabled by the function control vector. The value is 0 (if no AES key length is enabled in the function control vector (FCV)), 128, 192, or 256.
<i>Output rule_array for option STATAPKA</i>		
1	ECC NMK status	The state of the ECC new master key register: Value Description 1 Register is clear 2 Register contains a partially complete key 3 Register contains a complete key
2	ECC CMK status	The state of the ECC current master key register: Value Description 1 Register is clear 2 Register contains a key
3	ECC OMK status	The state of the ECC old master key register: Value Description 1 Register is clear 2 Register contains a key
4	ECC key length enablement	The maximum ECC curve size that is enabled by the function control vector. The value is 0 (if no ECC keys are enabled in the function control vector (FCV)) and 521 for the maximum size.
<i>Output rule_array for option STATCARD</i>		
1	Number of installed adapters	A numeric character string containing the number of active coprocessors installed in the machine. This includes only coprocessors that have CCA software loaded (including those with CCA UDX software). Non-CCA coprocessors are not included in this number.

<i>Table 24. Cryptographic Facility Query information returned in the rule_array (continued)</i>		
Element number	Name	Description
2	DES hardware level	A numeric character string containing an integer value identifying the version of DES hardware on the coprocessor.
3	RSA hardware level	A numeric character string containing an integer value identifying the version of RSA hardware on the coprocessor.
4	POST version	A character string identifying the version of the coprocessor's Power-On Self Test (POST) firmware. The first four characters define the POST0 version and the last four characters define the POST1 version.
5	Coprocessor operating system name	A character string identifying the operating system firmware on the coprocessor.
6	Coprocessor operating system version	A character string identifying the version of the coprocessor's operating system firmware.
7	Coprocessor part number	A character string containing the 8 character part number identifying the version of the coprocessor.
8	Coprocessor EC level	A character string containing the 8 character engineering change (EC) level for this version of the coprocessor.
9	Miniboot version	A character string identifying the version of the coprocessor's miniboot firmware. This firmware controls the loading of programs into the coprocessor. The first four characters define the MiniBoot0 version and the last four characters define the MiniBoot1 version.
10	CPU speed	A numeric character string containing the operating speed of the microprocessor chip, in megahertz.
11	Adapter ID (see also element number 15)	A unique identifier manufactured into the coprocessor. The coprocessor adapter ID is an 8-byte binary value.
12	Flash memory size	A numeric character string containing the size of the flash EPROM memory on the coprocessor, in 64 KB increments.
13	DRAM memory size	A numeric character string containing the size of the dynamic RAM (DRAM) memory on the coprocessor, in kilobytes.
14	Battery-backed memory size	A numeric character string containing the size of the battery-backed RAM on the coprocessor, in kilobytes.
15	Serial number	A character string containing the unique serial number of the coprocessor. The serial number is factory installed.
<i>Output rule_array for option STATCCA</i>		

<i>Table 24. Cryptographic Facility Query information returned in the rule_array (continued)</i>		
Element number	Name	Description
1	NMK status	<p>The state of the new master-key register:</p> <p>Value</p> <p>Description</p> <p>1 The register is clear.</p> <p>2 The register contains a partially complete key.</p> <p>3 The register contains a key.</p>
2	CMK status	<p>The state of the current master-key register:</p> <p>Value</p> <p>Description</p> <p>1 The register is clear.</p> <p>2 The register contains a key.</p>
3	OMK status	<p>The state of the old master-key register:</p> <p>Value</p> <p>Description</p> <p>1 The register is clear.</p> <p>2 The register contains a key.</p>
4	CCA application version	<p>A character string that identifies the version of the CCA application program running in the coprocessor.</p> <p>If the first character of the CCA application version field is a number, such as 4 or greater, then this card is a CEX3C or higher. For example, a 4 in the first character indicates a CEX3C or CEX4C. A 5 in the first character indicates a CEX5C. A 6 in the first character indicates a CEX6C.</p> <p>The results of this query come directly from the card itself. If the host device driver is not up to date, it could incorrectly identify a wrong CEX*C. Therefore, looking at this field resolves all questions.</p>
5	CCA application build date	A character string containing the build date for the CCA application program running in the coprocessor.
6	User role	A character string containing the role identifier which defines the host application user's current authority.
<i>Output rule_array for option STATCCAЕ</i>		

<i>Table 24. Cryptographic Facility Query information returned in the rule_array (continued)</i>		
Element number	Name	Description
1	Symmetric NMK status	The state of the symmetric new master-key register: Value Description 1 The register is clear. 2 The register contains a partially complete key. 3 The register contains a key.
2	Symmetric CMK status	The state of the symmetric current master-key register: Value Description 1 The register is clear. 2 The register contains a key.
3	Symmetric OMK status	The state of the symmetric old master-key register: Value Description 1 The register is clear. 2 The register contains a key.
4	CCA application version	A character string that identifies the version of the CCA application program that is running in the coprocessor.
5	CCA application build date	A character string containing the build date for the CCA application program that is running in the coprocessor.
6	User role	A character string containing the role identifier which defines the host application user's current authority.
7	Asymmetric NMK status	The state of the asymmetric new master-key register: Value Description 1 The register is clear. 2 The register contains a partially complete key. 3 The register contains a key.

<i>Table 24. Cryptographic Facility Query information returned in the rule_array (continued)</i>		
Element number	Name	Description
8	Asymmetric CMK status	The state of the asymmetric current master-key register: Value Description 1 The register is clear. 2 The register contains a key.
9	Asymmetric OMK status	The state of the asymmetric old master-key register: Value Description 1 The register is clear. 2 The register contains a key.
<i>Output rule_array for option STATCRD2</i>		
1	Number of installed adapters	A numeric character string containing the number of active coprocessors installed in the machine. This includes only coprocessors that have CCA software loaded (including those with CCA UDX software). Non-CCA coprocessors are not included in this number.
2	DES hardware level	A numeric character string containing an integer value identifying the version of DES hardware on the coprocessor.
3	RSA hardware level	A numeric character string containing an integer value identifying the version of RSA hardware on the coprocessor.
4	POST version	A character string identifying the version of the coprocessor's Power-On Self Test (POST) firmware. The first four characters define the POST0 version and the last four characters define the POST1 version.
5	Coprocessor operating system name	A character string identifying the operating system firmware on the coprocessor.
6	Coprocessor operating system version	A character string identifying the version of the coprocessor's operating system firmware.
7	Coprocessor part number	A character string containing the 8 character part number identifying the version of the coprocessor.
8	Coprocessor EC level	A character string containing the 8 character engineering change (EC) level for this version of the coprocessor.
9	Miniboot version	A character string identifying the version of the coprocessor's miniboot firmware. This firmware controls the loading of programs into the coprocessor. The first four characters define the MiniBoot0 version and the last four characters define the MiniBoot1 version.

<i>Table 24. Cryptographic Facility Query information returned in the rule_array (continued)</i>		
Element number	Name	Description
10	CPU speed	A numeric character string containing the operating speed of the microprocessor chip, in megahertz.
11	Adapter ID (see also element number 15)	A unique identifier manufactured into the coprocessor. The coprocessor adapter ID is an 8-byte binary value.
12	Flash memory size	A numeric character string containing the size of the flash EPROM memory on the coprocessor, in 64 KB increments.
13	DRAM memory size	A numeric character string containing the size of the dynamic RAM (DRAM) memory on the coprocessor, in kilobytes.
14	Battery-backed memory size	A numeric character string containing the size of the battery-backed RAM on the coprocessor, in kilobytes.
15	Serial number	A character string containing the unique serial number of the coprocessor. The serial number is factory installed.
16	POST2 version	A character string identifying the version of the coprocessor's POST2 firmware. The first four characters define the POST2 version, and the last four characters are reserved and valued to space characters.
<i>Output rule_array for option STATDIAG</i>		
1	Battery state	A numeric character string containing a value which indicates whether the battery on the coprocessor needs to be replaced: Value Description 1 The battery is good. 2 The battery should be replaced.
2	Intrusion latch state	A numeric character string containing a value which indicates whether the intrusion latch on the coprocessor is set or cleared: Value Description 1 The latch is cleared. 2 The latch is set.
3	Error log status	A numeric character string containing a value which indicates whether there is data in the coprocessor CCA error log: Value Description 1 The error log is empty. 2 The error log contains abnormal termination data, but is not yet full. 3 The error log is full and cannot hold any more data.

<i>Table 24. Cryptographic Facility Query information returned in the rule_array (continued)</i>		
Element number	Name	Description
4	Mesh intrusion	<p>A numeric character string containing a value to indicate whether the coprocessor has detected tampering with the protective mesh that surrounds the secure module. This indicates a probable attempt to physically penetrate the module:</p> <p>Value</p> <p>Description</p> <p>1 No intrusion has been detected.</p> <p>2 An intrusion attempt has been detected.</p>
5	Low voltage detected	<p>A numeric character string containing a value to indicate whether a power-supply voltage was below the minimum acceptable level. This might indicate an attempt to attack the security module:</p> <p>Value</p> <p>Description</p> <p>1 Only acceptable voltages have been detected.</p> <p>2 A voltage has been detected below the low-voltage tamper threshold.</p>
6	High voltage detected	<p>A numeric character string containing a value indicates whether a power-supply voltage was greater than the maximum acceptable level. This might indicate an attempt to attack the security module:</p> <p>Value</p> <p>Description</p> <p>1 Only acceptable voltages have been detected.</p> <p>2 A voltage has been detected greater than the high-voltage tamper threshold.</p>
7	Temperature range exceeded	<p>A numeric character string containing a value to indicate whether the temperature in the secure module was outside of the acceptable limits. This might indicate an attempt to attack the security module:</p> <p>Value</p> <p>Description</p> <p>1 The temperature is acceptable.</p> <p>2 The temperature has been detected outside of an acceptable limit.</p>

<i>Table 24. Cryptographic Facility Query information returned in the rule_array (continued)</i>		
Element number	Name	Description
8	Radiation detected	A numeric character string containing a value to indicate whether radiation was detected inside the secure module. This might indicate an attempt to attack the security module: Value Description 1 No radiation has been detected. 2 Radiation has been detected.
9, 11, 13, 15, 17	Last 5 commands run	These five <i>rule_array</i> elements contain the last five commands that were run by the coprocessor CCA application. They are in chronological order, with the most recent command in element 9. Each element contains the security API command code in the first four characters and the subcommand code in the last four characters. See Table 381 on page 1361 .
10, 12, 14, 16, 18	Last 5 return codes	These five <i>rule_array</i> elements contain the security API return codes and reason codes corresponding to the five commands in <i>rule_array</i> elements 9, 11, 13, 15, and 17. Each element contains the return code in the first four characters and the reason code in the last four characters.
<i>Output rule_array for option STATEID</i>		
1, 2	EID	The two elements, when concatenated, provide the 16-byte Environment Identifier (EID) value.
<i>Output rule_array for option STATEXPT, when a function control vector (FCV) is loaded. Returns space characters in each of the six rule array elements if an FCV is not loaded.</i>		
1	Base CCA services availability	A numeric character string containing a value to indicate whether base CCA services are available: Value Description 0 Base CCA services are not available. 1 Base CCA services are available.
3	56-bit DES availability	A numeric character string containing a value to indicate whether 56-bit DES encryption is available: Value Description 0 56-bit DES encryption is not available. 1 56-bit DES encryption is available.

<i>Table 24. Cryptographic Facility Query information returned in the rule_array (continued)</i>		
Element number	Name	Description
4	Triple-DES availability	A numeric character string containing a value to indicate whether Triple-DES encryption is available: Value Description 0 Triple-DES encryption is not available. 1 Triple-DES encryption is available.
5	SET services availability	A numeric character string containing a value to indicate whether SET (secure electronic transaction) services are available: Value Description 0 SET services are not available. 1 SET services are available. Note: The SET services are not supported in the Linux on Z environment.
6	Maximum modulus for symmetric key encryption	A numeric character string containing the maximum modulus size enabled for the encryption of symmetric keys. This defines the longest public-key modulus that can be used for key management of symmetric-algorithm keys.
<i>Output rule_array for option STATICS</i>		
This keyword also has verb data returned in the <i>verb_data</i> field. See “Verb data returned for CSUACFQ keywords” on page 141.		
1	Card serial number	Eight ASCII characters for the adapter serial number
2	DES new master-key register state	An ASCII number showing the state of the DES new master-key register: Value Description 1 Empty 2 Partially full 3 Full
3	DES current master-key register state	An ASCII number showing the state of the DES current master-key register: Value Description 1 Invalid 2 Valid

<i>Table 24. Cryptographic Facility Query information returned in the rule_array (continued)</i>		
Element number	Name	Description
4	DES old master-key register state	An ASCII number showing the state of the DES old master-key register: Value Description 1 Invalid 2 Valid
5	PKA new master-key register state	An ASCII number showing the state of the PKA new master-key register: Value Description 1 Empty 2 Partially full 3 Full
6	PKA current master-key register state	An ASCII number showing the state of the PKA current master-key register: Value Description 1 Invalid 2 Valid
7	PKA old master-key register state	An ASCII number showing the state of the PKA old master-key register: Value Description 1 Invalid 2 Valid
8	AES new master-key register state	An ASCII number showing the state of the AES new master-key register: Value Description 1 Empty 2 Partially full 3 Full

<i>Table 24. Cryptographic Facility Query information returned in the rule_array (continued)</i>		
Element number	Name	Description
9	AES current master-key register state	An ASCII number showing the state of the AES current master-key register: Value Description 1 Invalid 2 Valid
10	AES old master-key register state	An ASCII number showing the state of the AES old master-key register: Value Description 1 Invalid 2 Valid
<i>Output rule_array for option STATICSB</i>		
This keyword also has verb data returned in the <i>verb_data</i> field. See “Verb data returned for CSUACFQ keywords” on page 141.		
1	Card serial number	Eight ASCII characters for the adapter serial number
2	DES new master-key register state	An ASCII number showing the state of the DES new master-key register: Value Description 1 Empty 2 Partially full 3 Full
3	DES current master-key register state	An ASCII number showing the state of the DES current master-key register: Value Description 1 Invalid 2 Valid

<i>Table 24. Cryptographic Facility Query information returned in the rule_array (continued)</i>		
Element number	Name	Description
4	DES old master-key register state	An ASCII number showing the state of the DES old master-key register: Value Description 1 Invalid 2 Valid
5	PKA new master-key register state	An ASCII number showing the state of the PKA new master-key register: Value Description 1 Empty 2 Partially full 3 Full
6	PKA current master-key register state	An ASCII number showing the state of the PKA current master-key register: Value Description 1 Invalid 2 Valid
7	PKA old master-key register state	An ASCII number showing the state of the PKA old master-key register: Value Description 1 Invalid 2 Valid
8	APKA new master-key register state	An ASCII number showing the state of the APKA new master-key register: Value Description 1 Empty 2 Partially full 3 Full

<i>Table 24. Cryptographic Facility Query information returned in the rule_array (continued)</i>		
Element number	Name	Description
9	APKA current master-key register state	An ASCII number showing the state of the APKA current master-key register: Value Description 1 Invalid 2 Valid
10	APKA old master-key register state	An ASCII number showing the state of the APKA old master-key register: Value Description 1 Invalid 2 Valid
<i>Output rule_array for option STATICSE</i>		
This keyword also has verb data returned in the <i>verb_data</i> field. See “Verb data returned for CSUACFQ keywords” on page 141.		
1	Card serial number	Eight ASCII characters for the adapter serial number
2	DES new master-key register state	An ASCII number showing the state of the DES new master-key register: Value Description 1 Empty 2 Partially full 3 Full
3	DES current master-key register state	An ASCII number showing the state of the DES current master-key register: Value Description 1 Invalid 2 Valid

<i>Table 24. Cryptographic Facility Query information returned in the rule_array (continued)</i>		
Element number	Name	Description
4	DES old master-key register state	An ASCII number showing the state of the DES old master-key register: Value Description 1 Invalid 2 Valid
5	PKA new master-key register state	An ASCII number showing the state of the PKA new master-key register: Value Description 1 Empty 2 Partially full 3 Full
6	PKA current master-key register state	An ASCII number showing the state of the PKA current master-key register: Value Description 1 Invalid 2 Valid
7	PKA old master-key register state	An ASCII number showing the state of the PKA old master-key register: Value Description 1 Invalid 2 Valid
<i>Output rule_array for option STATICSF</i>		
1	Card serial number	Eight ASCII characters for the adapter serial number

<i>Table 24. Cryptographic Facility Query information returned in the rule_array (continued)</i>		
Element number	Name	Description
2	DES new master-key register state	An ASCII number showing the state of the DES new master-ky register: Value Description 1 Empty 2 Partially full 3 Full
3	DES current master-key register state	An ASCII number showing the state of the DES current master-key register: Value Description 1 Invalid 2 Valid
4	DES old master-key register state	An ASCII number showing the state of the DES old master-key register: Value Description 1 Invalid 2 Valid
5	PKA new master-key register state	An ASCII number showing the state of the PKA new master-key register: Value Description 1 Empty 2 Partially full 3 Full
6	PKA current master-key register state	An ASCII number showing the state of the PKA current master-key register: Value Description 1 Invalid 2 Valid

<i>Table 24. Cryptographic Facility Query information returned in the rule_array (continued)</i>		
Element number	Name	Description
7	PKA old master-key register state	An ASCII number showing the state of the PKA old master-key register: Value Description 1 Invalid 2 Valid
<p><i>Output rule_array for option STATICSX</i></p> <p>This keyword also has verb data returned in the <i>verb_data</i> field. See “Verb data returned for CSUACFQ keywords” on page 141.</p>		
1	Card serial number	Eight ASCII characters for the adapter serial number
2	DES new master-key register state	An ASCII number showing the state of the DES new master-key register: Value Description 1 Empty 2 Partially full 3 Full
3	DES current master-key register state	An ASCII number showing the state of the DES current master-key register: Value Description 1 Invalid 2 Valid
4	DES old master-key register state	An ASCII number showing the state of the DES old master-key register: Value Description 1 Invalid 2 Valid

<i>Table 24. Cryptographic Facility Query information returned in the rule_array (continued)</i>		
Element number	Name	Description
5	PKA new master-key register state	An ASCII number showing the state of the PKA new master-key register: Value Description 1 Empty 2 Partially full 3 Full
6	PKA current master-key register state	An ASCII number showing the state of the PKA current master-key register: Value Description 1 Invalid 2 Valid
7	PKA old master-key register state	An ASCII number showing the state of the PKA old master-key register: Value Description 1 Invalid 2 Valid
<i>Output rule_array for option STATMOFN</i>		
Elements 1 and 2 are treated as a 16-byte string, as are elements 3 and 4, with the high-order 15 bytes containing meaningful information and the 16th byte containing a space character. Each byte provides status information about the i th share, $1 \leq i \leq 15$, of master-key information.		
1, 2	Master-key shares generation	The 15 individual bytes are set to one of these character values: Value Description 0 Cannot be generated 1 Can be generated 2 Has been generated but not distributed 3 Generated and distributed once 4 Generated and distributed more than once

<i>Table 24. Cryptographic Facility Query information returned in the rule_array (continued)</i>		
Element number	Name	Description
3, 4	Master-key shares reception	The 15 individual bytes are set to one of these character values: Value Description 0 Cannot be received 1 Can be received 3 Has been received 4 Has been received more than once
5	<i>m</i>	The minimum number of shares required to instantiate a master key through the master-key-shares process. The value is returned in two characters, valued from 01 – 15, followed by six space characters.
6	<i>n</i>	The maximum number of distinct shares involved in the master-key shares process. The value is returned in two characters, valued from 01 - 15, followed by six space characters.
<i>Output rule_array for option TIMEDATE</i>		
1	Date	The current date is returned as a character string of the form YYYYMMDD, where: YYYY Represents the year. MM Represents the month (01 - 12). DD Represents the day of the month (01 - 31).
2	Time	The current UTC time of day is returned as a character string of the form HHMMSS, where: HH Represents the hour (0 - 23). MM Represents the minute (0 - 59). SS Represents second (0 - 59).
3	Day of the week	The day of the week is returned as a number between 1 (Sunday) and 7 (Saturday).
<i>Output rule_array for option TKESTATE</i>		
1	TKE access enabled	Indicates whether a TKE can be used to administer this CEX*C. Values are: TKEPERM Allowed TKEDENY Not allowed

Table 24. Cryptographic Facility Query information returned in the rule_array (continued)		
Element number	Name	Description
Output rule_array for option WRAPMTHD		
1	Internal tokens	Default wrapping method for internal tokens. Value Description 0 Keys are be wrapped with the original method. 1 Keys are be wrapped with the enhanced X9.24 method.
2	External tokens	Default wrapping method for external tokens. Value Description 0 Keys are wrapped with the original method. 1 Keys are wrapped with the enhanced X9.24 method.

verb_data_length**Direction:** Input/Output**Type:** Integer

The *verb_data_length* parameter is a pointer to an integer variable containing the number of bytes of data in the *verb-data* variable.

verb_data**Direction:** Input/Output**Type:** String

A pointer to a string variable containing output data that is returned for some of the keywords specified in the **rule_array** variable. This output is described in a separate section for each keyword in [“Verb data returned for CSUACFQ keywords”](#) on page 141.

Verb data returned for CSUACFQ keywords

Some keywords return specific data in the **verb_data** parameter, and update the **verb_data_length** field with the count of bytes returned.

The **verb_data** buffer must be large enough to receive the data (see keyword-specific sizes below) and the **verb_data_length** parameter as passed in to Cryptographic Facility Query (CSUACFQ) must indicate that size (or a larger value). If either the **verb_data** or **verb_data_length** fields are not valid, no data is returned at all. In this case, a return code of 8 and a reason code of 72 is returned.

DOM-CONT

This *rule_array* keyword obtains an array of enabled control domains.

Table 25. Output data format for DOM-CONT operational key parts

Field name	Length in bytes	Field value	Description
Domain Control Enable Mask	variable	variable	Array of big endian short. Each two byte offset is a control domain number that is enabled in the current system. The user should allocate DOM-NUMS * 2 buffer.

DOM-NUMS

This *rule_array* keyword returns the total number of domains allocated for the system in the **verb_data** variable.

Table 26. Output data format for DOM-NUMS operational key parts

Field name	Length in bytes	Field value	Description
DOMAIN_NUMBER	4	variable	Four byte big endian word in the verb_data . Represents the number of domains in the system.

DOM-USAG

This *rule_array* keyword obtains an array of enabled usage domains.

Table 27. Output data format for DOM-USAG operational key parts

Field name	Length in bytes	Field value	Description
Domain Usage Enable Mask	variable	variable	Array of big endian short. Each two byte offset is a usage domain number that is enabled in the current system. The user should allocate DOM-NUMS * 2 buffer.

GETCOMPDP

This **rule_array** keyword causes all data to be returned in one VUD block. The described structure also comprises extra data fields that contains output if the SIGNSTAT keyword is specified.

The VUD block header and data has a layout as described in [Table 28 on page 142](#):

Table 28. Output data format for the GETCOMPDP keyword

Offset	Size	Field	Subordinate data type	Description
Begin outer templating				
4	1	Struct name	Signed_data_t	Structure name Type: binary integer Value: mbif_types.h:118:#define SIGNED_DATA_T 0x82

Table 28. Output data format for the GETCOMP keyword (continued)				
Offset	Size	Field	Subordinate data type	Description
5	1	Struct version	Signed_data_t	Structure version Type: binary integer Value: 0x00
6	4	Signed data len	Signed_data_t	Length of entire Signed_data_t structure, including appended data and signature Type: binary integer, big-endian
10	4	Data offset	Signed_data_t	Offset from start of the data sub-struct (here) to the start of the actual data payload. Type: binary integer, big-endian Value: 0x14
14	4	Data len	Signed_data_t	Length of the data payload Type: binary integer, big-endian
18	4	Sig offset	Signed_data_t	Offset from start of the signature sub-structure (here) to the start of the actual signature. Type: binary integer, big-endian
22	4	Sig len	Signed_data_t	Length of the signature Type: binary integer, big-endian
26	4	Sig type	Signed_data_t	Type of the signature Type: binary integer, big-endian Value: 0x04 (ECDSA over SHA-512 hash with ECC P521, raw format) 0x00 (no signature)
Begin payload				
30	7	VE	xcVpd_t:VE field	Card <i>secure part number</i> field from VPD Type: ASCII, not NULL terminated
37	1	Reserved1	n/a	Reserved field Type: binary integer
38	7	EC	xcVpd_t:EC field	Card <i>EC</i> field from VPD Type: ASCII, not NULL terminated
45	1	Reserved1	n/a	Reserved field Type: binary integer

Table 28. Output data format for the GETCOMP keyword (continued)				
Offset	Size	Field	Subordinate data type	Description
46	12	SN	xcVpd_t:[sn_hdr sn] fields	Card <i>serial number header</i> and <i>serial number</i> concatenated; making up a 12 byte quantity. Type: ASCII, not NULL terminated
58	16	Current_clock	Cca_gentime_t structure	The current card clock time maintained by the RTC hardware. Type: ASCII characters for the date in the following layout of 14 characters, with 2 NULL characters at the end since the day-of-week is not returned. YYYYMMDDHHMMSS\0\0 Note: This is similar to ASN.1 Generalized Time format for Local time . Since the adapter reports whatever time it has been set to, and has no external reference for timezone verification, it is not appropriate to have a Z indicating UTC or to specify an offset from UTC.
74	8	Cca_version		Same value reported for other CSUACFQ calls that report the CCA version Type: ASCII, not NULL terminated
82	8	Udx_version1	Ccax_version1	UDX supplied version field (first), should be <i>none</i> for PCI-HSM 2016 capable firmware Type: ASCII, not NULL terminated
90	8	Udx_version2	Ccax_version2	UDX supplied version field (second), should be <i>none</i> for PCI-HSM 2016 capable firmware Type: ASCII, not NULL terminated
98	16	Build_date	Cca_gentime_t structure	Build time_date: Local Date and time on machine where firmware was built. Type: ASCII characters for the date in the following layout of 14 characters, with 2 NULL characters at the end since the day-of-week is not returned. YYYYMMDDHHMMSS\0\0 Note: This is similar to ASN.1 Generalized Time format for Local time . Since the adapter reports whatever time it has been set to, and has no external reference for timezone verification, it is not appropriate to have a Z indicating UTC or to specify an offset from UTC.

Table 28. Output data format for the GETCOMP keyword (continued)				
Offset	Size	Field	Subordinate data type	Description
114	4	Card_action	cmp_srddi_hdr_t:action_flags	<p>Card scope action flags Type: binary integer, big-endian</p> <ol style="list-style-type: none"> 1. CARD_ZEROIZE_START 0x8000_0000 <ol style="list-style-type: none"> a. Flag Name: <i>Card-wide zeroize started</i> b. one bit flag to indicate that card zeroize is starting. c. Default value is 0b0, which indicates that a card zeroize is not in progress 2. CARD_CLOCK_SET 0x4000_0000 <ol style="list-style-type: none"> a. Flag Name: <i>Card-wide system clock has been set</i> b. one bit flag to indicate if the card has seen a valid SETCLOCK operation (from the TKE) in the time covered by the current SRDI files. c. Set once and never un-set or zeroed except for card-scope zeroize events. d. Default value: 0b0 3. RESERVED (all bits not defined above)
118	4	Comp_issues	DRAM variable CCA_comp_issue_flags	<p>Returns any issues with compliance: reasons the card cannot support a compliance setting.</p> <p>Type: binary integer, big-endian Flags are defined:</p> <ol style="list-style-type: none"> 1. CMPIF_CERT_NO_ISSUES 0x00000000 2. CMPIF_FW_UDX 0x80000000 This value indicates a UDX was detected. 3. CMPIF_FW_SIM 0x40000000 This value indicates code is a simulator. 4. Remaining values: reserved. Default value: 0b0
122	4	Sec_log_max	Not in a structure	<p>Maximum count of events for this domain, this is not a byte count. This is the same for the life of a card, but the API will live beyond one card.</p> <p>Type: binary integer, big-endian</p>
126	2	Sec_log_event_size	Not in a structure	<p>Maximum size of one event in bytes. This is the same for the life of a card, but the API will live beyond one card.</p> <p>Type: binary integer, big-endian</p>

<i>Table 28. Output data format for the GETCOMP keyword (continued)</i>				
Offset	Size	Field	Subordinate data type	Description
128	2	Dmn_kdf	Kdf value from DRAM	KDF value that maps to the compliance flags. Type: binary integer, big-endian
130	4	Dmn_action	cmp_srddi_mbr_t:action_flags	Domain scope action flags. Type: binary integer, big-endian (description continued in next row)

Table 28. Output data format for the GETCOMP keyword (continued)

Offset	Size	Field	Subordinate data type	Description
Description continued for Dmn_action (offset 130, size 4):				
		DOMAIN_ZERO_START	0x8000_0000	<ul style="list-style-type: none"> • DOMAIN_ZERO_START 0x8000_0000 <ol style="list-style-type: none"> 1. Flag Name: domain-scope zeroize has started 2. one bit flag to indicate the beginning of work to zero-ize a domain. 3. Default value is 0b0. • DOMAIN_IMPRINT_START 0x4000_0000 <ol style="list-style-type: none"> 1. Flag Name: <i>This domain has started transition to Imprint mode</i> 2. one bit flag to indicate start of internal preparation for imprint mode transition. 3. Default value is 0b0, which indicates a zero-ize is not in progress. • DOMAIN_IMPRINT_ACTIVE 0x2000_0000 <ol style="list-style-type: none"> 1. Flag Name: <i>This domain is in Imprint mode</i> 2. one bit flag to indicate domain is in imprint mode for the compliance mode indicated by the compliance flags 3. Default value is 0b0, which indicates the domain is NOT in imprint mode • DOMAIN_COMP_ACTIVE 0x1000_0000 <ol style="list-style-type: none"> 1. Flag Name: <i>This domain has 1 or more compliance modes active</i> 2. one bit flag to indicate the compliance flags field is in force 3. Default value is 0b0, which indicates the compliance flags field is not in force • DOMAIN_COMP_REMOVE_START 0x0800_0000 <ol style="list-style-type: none"> 1. Flag Name: <i>This domain has started removal of 1 or more compliance modes</i> 2. one bit flag to indicate the beginning of work to un-set a compliance mode 3. Default value is 0b0 • DOMAIN_COMP_MIGRATION 0x0400_0000 <ol style="list-style-type: none"> 1. Flag Name: <i>This domain is in migration mode as a reduced mode of an active compliance mode</i> 2. one bit flag to indicate that migration mode is active 3. In this mode Comp-tagged keys may be created from qualified non-tagged keys. 4. If this bit is active then the domain is within the 30 minute inactivity timeout window. After 30 minutes of not receiving any migration work (applying a comp-tag to a non-comp-tag key) then the domain reverts to compliance mode and the flag is automatically turned to 0b0. 5. Default value is 0b0 • (reserved) 0x0200_0000 <ol style="list-style-type: none"> 1. Flag is reserved 2. Default value is 0b0 • DOMAIN_SLOG_ENAB 0x0000_8000 <ol style="list-style-type: none"> 1. Flag Name: <i>This domain has Secure Log enabled</i> 2. one bit flag to indicate that Secure Log is enabled for this domain 3. This flag will be 0b1 for every case where DOMAIN_IMPRINT_ACTIVE flag or DOMAIN_COMP_ACTIVE flag are active, however this flag may be 0b1 when neither flag is active. This means that a domain can have Secure Log active even if it is not in imprint mode or compliant mode. 4. Default value is 0b0

Table 28. Output data format for the GETCOMP keyword (continued)				
Offset	Size	Field	Subordinate data type	Description
Description continued for Dmn_action (offset 130, size 4):				
<ul style="list-style-type: none"> • DOMAIN_SLOG_NOWRAP 0x0000_4000 <ol style="list-style-type: none"> 1. Flag Name: <i>This domain has Secure Log configured for NOT WRAP when the Log fills</i> 2. one bit flag to indicate that Secure Log is configured to NOT WRAP for this domain 3. This flag is meaningful only if the DOMAIN_SLOG_ENAB flag is 0b1, all other times it is set to 0b0. 4. Similar to DOMAIN_SLOG_ENAB, this flag will be 0b1 for every case where DOMAIN_IMPRINT_ACTIVE flag or DOMAIN_COMP_ACTIVE flag are active, however, this flag may be 0b1 when neither flag is active. This means that No Wrap is a required feature of the Secure Log if the domain is in Imprint mode or Compliant Mode, and No Wrap is an optional feature of the Secure Log otherwise. 5. Default value is 0b0. • (Reserved) all remaining bits. Default value is 0b0. 				
134	4	Dmn_compl	cmp_srddi_mbr_t:compl_flags	Domain scope compliance flags Type: binary integer, big-endian (description continued in next row)
Description continued for Dmn_compl (offset 134, size 4):				
<ul style="list-style-type: none"> • COMPF_PCI_HSM_2016 0x8000_0000 <ol style="list-style-type: none"> 1. Flag Name: <i>This domain has the PCI-HSM v3.0 (June 2016) mode active</i> 2. one bit flag to indicate that the domain has PCI-HSM 2016 compliance mode enabled. 3. Default value is 0b0, which indicates that PCI-HSM 2016 compliance mode is disabled. • (Reserved) all remaining bits. Default value 0b0 				
138	4	Sec_log_cnt	Not in a structure	Current count of events for this domain, this is not a byte count. Type: binary integer, big-endian Will be 0x00000000 if Secure Log is not enabled at domain scope.
142	2	Owner2	Rom_status_t:owner2	Type: binary integer, big-endian two byte owner-ID field.
144	2	Owner3	Rom_status_t:owner3	Type: binary integer, big-endian two byte owner-ID field.
146	4	Miniboot versions	xcMB_Version_t	Type: binary integer, big-endian two bytes for miniboot 0, two bytes for miniboot 1
150	4	Adapter type	Adapter_type : CardRevId from xcAdapterInfo_t	Type: binary integer, big-endian four byte field from adapter info
Begin signature section sig-section (if SIGNSTAT passed)				

Table 28. Output data format for the GETCOMP keyword (continued)				
Offset	Size	Field	Subordinate data type	Description
	X	signature	Raw r and s values for signature over SHA-512 hash of the payload	Length X is given in signed_data_t:sig len field at the beginning of returned data. X will always be 132 bytes. r and s are 66 bytes each, r is first.
	64	Payload hash	Raw hash value	Raw SHA-512 hash over the payload. This is the value used for calculating the signature.

GET-UDX

This *rule_array* keyword causes a variable length list of 2-byte UDX identifiers to be returned.

The identifiers represent the authorized UDX verb IDs for the adapter. A UDX is a set of one or more custom CCA APIs added to the adapter, using the installable code feature. Unless the programming source has also provided an updated host library, these UDX calls are not accessible from the IBM Z Linux host library. If an updated host library is provided, refer to the accompanying documentation for usage.

The maximum number of names to be returned is 100. Using this number, the maximum size buffer is 6400 bytes.

NUM-DECT

This *rule_array* keyword causes a 4-byte binary number to be returned.

This is the number of bytes required for the *verb_data* variable when the STATDECT rule-array keyword is specified.

SIZEWPIN

For the CSUACFQ verb, the SIZEWPIN and STATWPIN keywords are added to the rule array to query the size and to obtain the state information of the weak PIN table. The SIZEWPIN *rule_array* keyword returns the size of the weak PIN table.

Table 29. Output data format for the SIZEWPIN keyword		
Field name	Length in bytes	Description
weak_PIN_table_length	4	Integer value of the number of bytes of data that the verb_data requires when the STATWPIN rule-array keyword is specified.

STATDECT

This *rule_array* keyword causes a table of up to 100 PIN decimalization tables to be returned.

Table 30 on page 149 shows the data format for a decimalization table.

Table 30. Output data format for the STATDECT keyword		
Field	Length in bytes	Description
number	3	PIN decimalization table identifier in ASCII digits 001 - 100 (X'303031' - X'313030').

Field	Length in bytes	Description
state	1	Table state in ASCII: Code Description A (X'41') Active L (X'4C') Loaded
table	16	PIN decimalization table. Contains ASCII digits 0 - 9 (X'30' - X'39'), in the clear.
Total byte count	Depends on the number of returned decimalization tables. There are 20 byte for each decimalization table. The total byte count is returned for the NUM-DECT keyword.	

STATICSA

This *rule_array* keyword causes the indicated master key hash and verification patterns to be returned for the master keys loaded in the current domain.

The status variables for the various master key registers returned in the *rule_array* will indicate which of these verification pattern structures returned contain useful data. An empty master key register cannot have a meaningful verification pattern. However, the data structures are returned for all registers indicated, so that interpretation is reliable.

The output data format for STATICSA operational key parts is given in [Table 31 on page 150](#).

Note:

1. The fields will be returned in the order given, however the *_ID fields should be used for verification.
2. The *verb_data_length* parameter will indicate the total size at the bottom of the table describing the *verb_data*.
3. Multiple byte fields are stored in Big-Endian format, as is typical for CEX*C communication.

Field name	Length in bytes	Field value	Description
SYM_OMK_MDC4_LEN	2	20	Length in bytes of this hash pattern block in the <i>verb_data</i> (comprising this length field, the following ID field, and the field for the hash pattern).
SYM_OMK_MDC4_ID	2	X'0F02'	Hexadecimal identifier indicating the contents of the following hash pattern field.
SYM_OMK_MDC4_HP	16	variable	Hash pattern over the Symmetric Key old master-key register, calculated using the MDC4 algorithm.
SYM_CMK_MDC4_LEN	2	20	Length in bytes of this hash pattern block in the <i>verb_data</i> (comprising this length field, the following ID field, and the field for the hash pattern).
SYM_CMK_MDC4_ID	2	X'0F01'	Hexadecimal identifier indicating the contents of the following hash pattern field.
SYM_CMK_MDC4_HP	16	variable	Hash pattern over the Symmetric Key current master-key register, calculated using the MDC4 algorithm.

Table 31. Output data format for STATICS operational key parts (continued)			
Field name	Length in bytes	Field value	Description
SYM_NMK_MDC4_LEN	2	20	Length in bytes of this hash pattern block in the <i>verb_data</i> (comprising this length field, the following ID field, and the field for the hash pattern).
SYM_NMK_MDC4_ID	2	X'0F00'	Hexadecimal identifier indicating the contents of the following hash pattern field.
SYM_NMK_MDC4_HP	16	variable	Hash pattern over the Symmetric Key new master-key register, calculated using the MDC4 algorithm.
ASYM_OMK_MDC4_LEN	2	20	Length in bytes of this hash pattern block in the <i>verb_data</i> (comprising this length field, the following ID field, and the field for the hash pattern).
ASYM_OMK_MDC4_ID	2	X'0F05'	Hexadecimal identifier indicating the contents of the following hash pattern field.
ASYM_OMK_MDC4_HP	16	variable	Hash pattern over the Asymmetric Key old master-key register, calculated using the MDC4 algorithm.
ASYM_CMK_MDC4_LEN	2	20	Length in bytes of this hash pattern block in the <i>verb_data</i> (comprising this length field, the following ID field, and the field for the hash pattern).
ASYM_CMK_MDC4_ID	2	X'0F04'	Hexadecimal identifier indicating the contents of the following hash pattern field.
ASYM_CMK_MDC4_HP	16	variable	Hash pattern over the Asymmetric Key current master-key register, calculated using the MDC4 algorithm.
ASYM_NMK_MDC4_LEN	2	20	Length in bytes of this hash pattern block in the <i>verb_data</i> (comprising this length field, the following ID field, and the field for the hash pattern).
ASYM_NMK_MDC4_ID	2	X'0F03'	Hexadecimal identifier indicating the contents of the following hash pattern field.
ASYM_NMK_MDC4_HP	16	variable	Hash pattern over the Asymmetric Key new master-key register, calculated using the MDC4 algorithm.
SYM_OMK_VP_LEN	2	12	Length in bytes of this verification pattern block in the <i>verb_data</i> (comprising this length field, the following ID field, and the field for the verification pattern).
SYM_OMK_VP_ID	2	X'0F08'	Hexadecimal identifier indicating the contents of the following verification pattern field.
SYM_OMK_VP	8	variable	Verification pattern over the Symmetric Key old master-key register calculated using the default algorithm.
SYM_CMK_VP_LEN	2	12	Length in bytes of this verification pattern block in the <i>verb_data</i> (comprising this length field, the following ID field, and the field for the verification pattern).
SYM_CMK_VP_ID	2	X'0F07'	Hexadecimal identifier indicating the contents of the following verification pattern field.
SYM_CMK_VP	8	variable	Verification pattern over the Symmetric Key current master-key register, calculated using the default algorithm.

Table 31. Output data format for STATICS operational key parts (continued)			
Field name	Length in bytes	Field value	Description
SYM_NMK_VP_LEN	2	12	Length in bytes of this verification pattern block in the <i>verb_data</i> (comprising this length field, the following ID field, and the field for the verification pattern).
SYM_NMK_VP_ID	2	X'0F06'	Hexadecimal identifier indicating the contents of the following verification pattern field.
SYM_NMK_VP	8	variable	Verification pattern over the Symmetric Key new master-key register, calculated using the default algorithm.
SYM_NMK_MKAP_LEN	2	12	Length in bytes of this authentication pattern block in the <i>verb_data</i> (comprising this length field, the following ID field, and the field for the authentication pattern).
SYM_NMK_MKAP_ID	2	X'0F09'	Hexadecimal identifier indicating the contents of the following authentication pattern field.
SYM_NMK_MKAP	8	variable	Authentication pattern over the Symmetric Key new master-key register, calculated using the specified algorithm.
AES_OMK_VP_LEN	2	12	Length in bytes of this verification pattern block in the <i>verb_data</i> (comprising this length field, the following ID field, and the field for the verification pattern).
AES_OMK_VP_ID	2	X'0F0C'	Hexadecimal identifier indicating the contents of the following verification pattern field.
AES_OMK_VP	8	variable	Verification pattern over the AES Key old master-key register, calculated using the SHA-256 algorithm.
AES_CMK_VP_LEN	2	12	Length in bytes of this verification pattern block in the <i>verb_data</i> (comprising this length field, the following ID field, and the field for the verification pattern).
AES_CMK_VP_ID	2	X'0F0B'	Hexadecimal identifier indicating the contents of the following verification pattern field.
AES_CMK_VP	8	variable	Verification pattern over the AES Key current master-key register calculated using the SHA-256 algorithm.
AES_NMK_VP_LEN	2	12	Length in bytes of this verification pattern block in the <i>verb_data</i> (comprising this length field, the following ID field, and the field for the verification pattern).
AES_NMK_VP_ID	2	X'0F0A'	Hexadecimal identifier indicating the contents of the following verification pattern field.
AES_NMK_VP	8	variable	Verification pattern over the AES Key new master-key register, calculated using the SHA-256 algorithm.
Total byte count	204		

STATICSB

This *rule_array* keyword causes the indicated master key hash and verification patterns to be returned for the master keys loaded in the current domain.

The status variables for the various master-key registers returned in the **rule_array** indicate which of these verification pattern structures returned contain useful data. An empty master-key register cannot

have a meaningful verification pattern. However, the data structures are returned for all registers indicated, so that interpretation is reliable.

The output data format for STATICSB operational key parts is given in [Table 32 on page 153](#).

Note:

1. The fields will be returned in the order given, however the *_ID fields should be used for verification.
2. The **verb_data_length** parameter indicates the total size at the bottom of the table describing the **verb_data**.
3. Multiple byte fields are stored in Big-Endian format, as is typical for CEX*C communication.

<i>Table 32. Output data format for STATICSB operational key parts</i>			
Field name	Length in bytes	Field value	Description
SYM_OMK_MDC4_LEN	2	20	Length in bytes of this hash pattern block in the <i>verb_data</i> (comprising this length field, the following ID field, and the field for the hash pattern).
SYM_OMK_MDC4_ID	2	X'0F02'	Hexadecimal identifier indicating the contents of the following hash pattern field.
SYM_OMK_MDC4_HP	16	variable	Hash pattern over the Symmetric Key old master-key register, calculated using the MDC4 algorithm.
SYM_CMK_MDC4_LEN	2	20	Length in bytes of this hash pattern block in the <i>verb_data</i> (comprising this length field, the following ID field, and the field for the hash pattern).
SYM_CMK_MDC4_ID	2	X'0F01'	Hexadecimal identifier indicating the contents of the following hash pattern field.
SYM_CMK_MDC4_HP	16	variable	Hash pattern over the Symmetric Key current master-key register, calculated using the MDC4 algorithm.
SYM_NMK_MDC4_LEN	2	20	Length in bytes of this hash pattern block in the <i>verb_data</i> (comprising this length field, the following ID field, and the field for the hash pattern).
SYM_NMK_MDC4_ID	2	X'0F00'	Hexadecimal identifier indicating the contents of the following hash pattern field.
SYM_NMK_MDC4_HP	16	variable	Hash pattern over the Symmetric Key new master-key register, calculated using the MDC4 algorithm.
ASYM_OMK_MDC4_LEN	2	20	Length in bytes of this hash pattern block in the <i>verb_data</i> (comprising this length field, the following ID field, and the field for the hash pattern).
ASYM_OMK_MDC4_ID	2	X'0F05'	Hexadecimal identifier indicating the contents of the following hash pattern field.
ASYM_OMK_MDC4_HP	16	variable	Hash pattern over the Asymmetric Key old master-key register, calculated using the MDC4 algorithm.
ASYM_CMK_MDC4_LEN	2	20	Length in bytes of this hash pattern block in the <i>verb_data</i> (comprising this length field, the following ID field, and the field for the hash pattern).
ASYM_CMK_MDC4_ID	2	X'0F04'	Hexadecimal identifier indicating the contents of the following hash pattern field.

Table 32. Output data format for STATICSB operational key parts (continued)			
Field name	Length in bytes	Field value	Description
ASYM_CMK_MDC4_HP	16	variable	Hash pattern over the Asymmetric Key current master-key register, calculated using the MDC4 algorithm.
ASYM_NMK_MDC4_LEN	2	20	Length in bytes of this hash pattern block in the <i>verb_data</i> (comprising this length field, the following ID field, and the field for the hash pattern).
ASYM_NMK_MDC4_ID	2	X'0F03'	Hexadecimal identifier indicating the contents of the following hash pattern field.
ASYM_NMK_MDC4_HP	16	variable	Hash pattern over the Asymmetric Key new master-key register, calculated using the MDC4 algorithm.
SYM_OMK_VP_LEN	2	12	Length in bytes of this verification pattern block in the <i>verb_data</i> (comprising this length field, the following ID field, and the field for the verification pattern).
SYM_OMK_VP_ID	2	X'0F08'	Hexadecimal identifier indicating the contents of the following verification pattern field.
SYM_OMK_VP	8	variable	Verification pattern over the Symmetric Key old master-key register calculated using the default algorithm.
SYM_CMK_VP_LEN	2	12	Length in bytes of this verification pattern block in the <i>verb_data</i> (comprising this length field, the following ID field, and the field for the verification pattern).
SYM_CMK_VP_ID	2	X'0F07'	Hexadecimal identifier indicating the contents of the following verification pattern field.
SYM_CMK_VP	8	variable	Verification pattern over the Symmetric Key current master-key register, calculated using the default algorithm.
SYM_NMK_VP_LEN	2	12	Length in bytes of this verification pattern block in the <i>verb_data</i> (comprising this length field, the following ID field, and the field for the verification pattern).
SYM_NMK_VP_ID	2	X'0F06'	Hexadecimal identifier indicating the contents of the following verification pattern field.
SYM_NMK_VP	8	variable	Verification pattern over the Symmetric Key new master-key register, calculated using the default algorithm.
SYM_NMK_MKAP_LEN	2	12	Length in bytes of this authentication pattern block in the <i>verb_data</i> (comprising this length field, the following ID field, and the field for the authentication pattern).
SYM_NMK_MKAP_ID	2	X'0F09'	Hexadecimal identifier indicating the contents of the following authentication pattern field.
SYM_NMK_MKAP	8	variable	Authentication pattern over the Symmetric Key new master-key register, calculated using the specified algorithm.
AES_OMK_VP_LEN	2	12	Length in bytes of this verification pattern block in the <i>verb_data</i> (comprising this length field, the following ID field, and the field for the verification pattern)
AES_OMK_VP_ID	2	X'0F0C'	Hexadecimal identifier indicating the contents of the following verification pattern field.

Table 32. Output data format for STATICSB operational key parts (continued)			
Field name	Length in bytes	Field value	Description
AES_OMK_VP	8	variable	Verification pattern over the Symmetric Key old master-key register, calculated using the SHA-256 algorithm.
AES_CMK_VP_LEN	2	12	Length in bytes of this verification pattern block in the <i>verb_data</i> (comprising this length field, the following ID field, and the field for the verification pattern).
AES_CMK_VP_ID	2	X'0F0B'	Hexadecimal identifier indicating the contents of the following verification pattern field.
AES_CMK_VP	8	variable	Verification pattern over the Symmetric Key current master-key register, calculated using the SHA-256 algorithm.
AES_NMK_VP_LEN	2	12	Length in bytes of this verification pattern block in the <i>verb_data</i> (comprising this length field, the following ID field, and the field for the authentication pattern).
AES_NMK_VP_ID	2	X'0F0A'	Hexadecimal identifier indicating the contents of the following verification pattern field.
AES_NMK_VP	8	variable	Verification pattern over the Symmetric Key new master-key register, calculated using the SHA-256 algorithm.
APKA_OMK_VP_LEN	2	12	Length in bytes of this verification pattern block in the <i>verb_data</i> (comprising this length field, the following ID field, and the field for the verification pattern)
APKA_OMK_VP_ID	2	X'0F0F'	Hexadecimal identifier indicating the contents of the following verification pattern field.
APKA_OMK_VP	8	variable	Verification pattern over the Symmetric Key old master-key register, calculated using the SHA-256 algorithm.
APKA_CMK_VP_LEN	2	12	Length in bytes of this verification pattern block in the <i>verb_data</i> (comprising this length field, the following ID field, and the field for the verification pattern).
APKA_CMK_VP_ID	2	X'0F0E'	Hexadecimal identifier indicating the contents of the following verification pattern field.
APKA_CMK_VP	8	variable	Verification pattern over the Symmetric Key current master-key register, calculated using the SHA-256 algorithm.
APKA_NMK_VP_LEN	2	12	Length in bytes of this verification pattern block in the <i>verb_data</i> (comprising this length field, the following ID field, and the field for the authentication pattern).
APKA_NMK_VP_ID	2	X'0F0D'	Hexadecimal identifier indicating the contents of the following verification pattern field.
APKA_NMK_VP	8	variable	Verification pattern over the Symmetric Key new master-key register, calculated using the SHA-256 algorithm.
Total byte count	240		

STATISC

This *rule_array* keyword returns the indicated master key verification patterns for the master keys loaded in the current domain. The returned status variables for the various master key registers indicate which of these verification pattern structures contain useful data. An empty master key register cannot have a

meaningful verification pattern. However, the data structures are returned for all registers indicated so that interpretation is reliable.

The master key verification patterns returned for STATICSC are consistent with current standards in terms of length and algorithm.

Notes:

- The fields will be returned in the order given, however the *_ID fields should be used for verification.
- The **verb_data_length** parameter indicates the total size at the bottom of the table describing the **verb_data**.
- Multi-byte fields are stored in Big-Endian format as is typical for CEX*C communication.

Table 33. Output data format for STATICSC operational key parts

Field name	Length in bytes	Field value	Description
SYM_OMK_ENCZERO_LENGTH	2	8	Length in bytes of this ENCZERO block in verb_data (comprising this length field, the following ID field, and the field for the ENCZERO)
SYM_OMK_ENCZERO_ID	2	0x0F10	Hexadecimal identifier indicating the contents of the following ENCZERO field
SYM_OMK_ENCZERO_HP	4	variable	ENCZERO over the Symmetric Key OLD Master Key register calculated using the ENCZERO algorithm. Three bytes of the field will have the verification pattern, the rest of the field is 0x00 bytes.
SYM_CMK_ENCZERO_LENGTH	2	8	Length in bytes of this ENCZERO block in verb_data (comprising this length field, the following ID field, and the field for the ENCZERO)
SYM_CMK_ENCZERO_ID	2	0x0F11	Hexadecimal identifier indicating the contents of the following ENCZERO field
SYM_CMK_ENCZERO_HP	4	variable	ENCZERO over the Symmetric Key CURRENT Master Key register calculated using the ENCZERO algorithm. Three bytes of the field will have the verification pattern, the rest of the field is 0x00 bytes.
SYM_NMK_ENCZERO_LENGTH	2	8	Length in bytes of this ENCZERO block in verb_data (comprising this length field, the following ID field, and the field for the ENCZERO)
SYM_NMK_ENCZERO_ID	2	0x0F12	Hexadecimal identifier indicating the contents of the following ENCZERO field
SYM_NMK_ENCZERO_HP	4	variable	ENCZERO over the Symmetric Key NEW Master Key register calculated using the ENCZERO algorithm. Three bytes of the field will have the verification pattern, the rest of the field is 0x00 bytes.
ASYM_OMK_ENCZERO_LENGTH	2	8	Length in bytes of this ENCZERO block in verb_data (comprising this length field, the following ID field, and the field for the ENCZERO)
ASYM_OMK_ENCZERO_ID	2	0x0F13	Hexadecimal identifier indicating the contents of the following ENCZERO field

Table 33. Output data format for STATICSC operational key parts (continued)

Field name	Length in bytes	Field value	Description
ASYM_OMK_ENCZERO_HP	4	variable	ENCZERO over the Asymmetric Key OLD Master Ke register calculated using the ENCZERO algorithm. Three bytes of the field will have the verification pattern, the rest of the field is 0x00 bytes.
ASYM_CMK_ENCZERO_LEN	2	8	Length in bytes of this ENCZERO block in verb_data (comprising this length field, the following ID field, and the field for the ENCZERO)
ASYM_CMK_ENCZERO_ID	2	0x0F14	Hexadecimal identifier indicating the contents of the following ENCZERO field
ASYM_CMK_ENCZERO_HP	4	variable	ENCZERO over the Asymmetric Key CURRENT Master Key register calculated using the ENCZERO algorithm. Three bytes of the field will have the verification pattern, the rest of the field is 0x00 bytes.
ASYM_NMK_ENCZERO_LEN	2	8	Length in bytes of this ENCZERO block in verb_data (comprising this length field, the following ID field, and the field for the ENCZERO)
ASYM_NMK_ENCZERO_ID	2	0x0F15	Hexadecimal identifier indicating the contents of the following ENCZERO field
ASYM_NMK_ENCZERO_HP	4	variable	ENCZERO over the Asymmetric Key NEW Master Key register calculated using the ENCZERO algorithm. Three bytes of the field will have the verification pattern, the rest of the field is 0x00 bytes.
SYM_OMK_CMACE_LEN	2	12	Length in bytes of this verification pattern block in verb_data (comprising this length field, the following ID field, and the field for the verification pattern)
SYM_OMK_CMACE_ID	2	0x0F16	Hexadecimal identifier indicating the contents of the following verification pattern field
SYM_OMK_CMACE	8	variable	CMACEZERO verification pattern over the Symmetric Key OLD Master Key register calculated using the default algorithm. Five bytes of the field will have the verification pattern, the rest of the field is 0x00 bytes.
SYM_CMK_CMACE_LEN	2	12	Length in bytes of this verification pattern block in verb_data (comprising this length field, the following ID field, and the field for the verification pattern)
SYM_CMK_CMACE_ID	2	0x0F17	Hexadecimal identifier indicating the contents of the following verification pattern field
SYM_CMK_CMACE	8	variable	CMACEZERO verification pattern over the Symmetric Key CURRENT Master Key register calculated using the default algorithm. Five bytes of the field will have the verification pattern, the rest of the field is 0x00 bytes.
SYM_NMK_CMACE_LEN	2	12	Length in bytes of this verification pattern block in verb_data (comprising this length field, the following ID field, and the field for the verification pattern)
SYM_NMK_CMACE_ID	2	0x0F18	Hexadecimal identifier indicating the contents of the following verification pattern field

Table 33. Output data format for STATICSC operational key parts (continued)

Field name	Length in bytes	Field value	Description
SYM_NMK_CMAC	8	variable	CMACZERO verification pattern over the Symmetric Key NEW Master Key register calculated using the default algorithm. Five bytes of the field will have the verification pattern, the rest of the field is 0x00 bytes.
ASYM_OMK_CMAC_LEN	2	12	Length in bytes of this verification pattern block in verb_data (comprising this length field, the following ID field, and the field for the verification pattern)
ASYM_OMK_CMAC_ID	2	0x0F19	Hexadecimal identifier indicating the contents of the following verification pattern field
ASYM_OMK_CMAC	8	variable	CMACZERO verification pattern over the Asymmetric Key OLD Master Key register calculated using the default algorithm. Five bytes of the field will have the verification pattern, the rest of the field is 0x00 bytes.
ASYM_CMK_CMAC_LEN	2	12	Length in bytes of this verification pattern block in verb_data (comprising this length field, the following ID field, and the field for the verification pattern)
ASYM_CMK_CMAC_ID	2	0x0F1A	Hexadecimal identifier indicating the contents of the following verification pattern field
ASYM_CMK_CMAC	8	variable	CMACZERO Verification pattern over the Asymmetric Key CURRENT Master Key register calculated using the default algorithm. Five bytes of the field will have the verification pattern, the rest of the field is 0x00 bytes.
ASYM_NMK_CMAC_LEN	2	12	Length in bytes of this verification pattern block in verb_data (comprising this length field, the following ID field, and the field for the verification pattern)
ASYM_NMK_CMAC_ID	2	0x0F1B	Hexadecimal identifier indicating the contents of the following verification pattern field
ASYM_NMK_CMAC	8	variable	CMACZERO verification pattern over the Asymmetric Key NEW Master Key register calculated using the default algorithm. Five bytes of the field will have the verification pattern, the rest of the field is 0x00 bytes.
AES_OMK_CMAC_LEN	2	12	Length in bytes of this verification pattern block in verb_data (comprising this length field, the following ID field, and the field for the verification pattern)
AES_OMK_CMAC_ID	2	0x0F1C	Hexadecimal identifier indicating the contents of the following verification pattern field
AES_OMK_CMAC	8	variable	CMACZERO verification pattern over the AES Key OLD Master Key register. Five bytes of the field will have the verification pattern, the rest of the field is 0x00 bytes.
AES_CMK_CMAC_LEN	2	12	Length in bytes of this verification pattern block in verb_data (comprising this length field, the following ID field, and the field for the Verification pattern)
AES_CMK_CMAC_ID	2	0x0F1D	Hexadecimal identifier indicating the contents of the following verification pattern field

Table 33. Output data format for *STATICSC* operational key parts (continued)

Field name	Length in bytes	Field value	Description
AES_CMK_CMAC	8	variable	CMACZERO verification pattern over the AES Key CURRENT Master Key register. Five bytes of the field will have the verification pattern, the rest of the field is 0x00 bytes.
AES_NMK_CMAC_LEN	2	12	Length in bytes of this verification pattern block in verb_data (comprising this length field, the following ID field, and the field for the verification pattern)
AES_NMK_CMAC_ID	2	0x0F1E	Hexadecimal identifier indicating the contents of the following verification pattern field
AES_NMK_CMAC	8	variable	CMACZERO Verification pattern over the AES Key NEW Master Key register. Five bytes of the field will have the verification pattern, the rest of the field is 0x00 bytes.
APKA_OMK_CMAC_LEN	2	12	Length in bytes of this verification pattern block in verb_data (comprising this length field, the following ID field, and the field for the verification pattern)
APKA_OMK_CMAC_ID	2	0x0F1F	Hexadecimal identifier indicating the contents of the following verification pattern field
APKA_OMK_CMAC	8	variable	CMACZERO verification pattern over the APKA Key OLD Master Key register. Five bytes of the field will have the verification pattern, the rest of the field is 0x00 bytes.
APKA_CMK_CMAC_LEN	2	12	Length in bytes of this verification pattern block in verb_data (comprising this length field, the following ID field, and the field for the verification pattern)
APKA_CMK_CMAC_ID	2	0x0F20	Hexadecimal identifier indicating the contents of the following verification pattern field
APKA_CMK_CMAC	8	variable	CMACZERO Verification pattern over the APKA Key CURRENT Master Key register. Five bytes of the field will have the verification pattern, the rest of the field is 0x00 bytes.
APKA_NMK_CMAC_LEN	2	12	Length in bytes of this verification pattern block in verb_data (comprising this length field, the following ID field, and the field for the verification pattern)
APKA_NMK_CMAC_ID	2	0x0F21	Hexadecimal identifier indicating the contents of the following verification pattern field
APKA_NMK_CMAC	8	variable	CMACZERO verification pattern over the APKA Key NEW Master Key register. Five bytes of the field will have the verification pattern, the rest of the field is 0x00 bytes.
Total byte count	192		

STATICSE

This *rule_array* keyword returns the indicated master key hash and verification patterns for the master keys loaded in the current domain.

The status variables for the various master-key registers returned in the **rule_array** indicate which of these verification pattern structures returned contain useful data. An empty master-key register cannot have a meaningful verification pattern. However, the data structures are returned for all registers indicated, so that interpretation is reliable.

The output data format for STATICSE operational key parts is given in [Table 34](#) on page 160.

Note:

1. The fields will be returned in the order given, however the *_ID fields should be used for verification.
2. The *verb_data_length* parameter will indicate the total size at the bottom of the table describing the *verb_data*.
3. Multiple byte fields are stored in Big-Endian format, as is typical for CEX*C communication.

Table 34. Output data format for STATICSE operational key parts

Field name	Length in bytes	Field value	Description
SYM_OMK_MDC4_LEN	2	20	Length in bytes of this hash pattern block in the <i>verb_data</i> (comprising this length field, the following ID field, and the field for the hash pattern).
SYM_OMK_MDC4_ID	2	X'0F02'	Hexadecimal identifier indicating the contents of the following hash pattern field.
SYM_OMK_MDC4_HP	16	variable	Hash pattern over the Symmetric Key old master-key register, calculated using the MDC4 algorithm.
SYM_CMK_MDC4_LEN	2	20	Length in bytes of this hash pattern block in the <i>verb_data</i> (comprising this length field, the following ID field, and the field for the hash pattern).
SYM_CMK_MDC4_ID	2	X'0F01'	Hexadecimal identifier indicating the contents of the following hash pattern field.
SYM_CMK_MDC4_HP	16	variable	Hash pattern over the Symmetric Key current master-key register, calculated using the MDC4 algorithm.
SYM_NMK_MDC4_LEN	2	20	Length in bytes of this hash pattern block in the <i>verb_data</i> (comprising this length field, the following ID field, and the field for the hash pattern).
SYM_NMK_MDC4_ID	2	X'0F00'	Hexadecimal identifier indicating the contents of the following hash pattern field.
SYM_NMK_MDC4_HP	16	variable	Hash pattern over the Symmetric Key new master-key register, calculated using the MDC4 algorithm.
ASYM_OMK_MDC4_LEN	2	20	Length in bytes of this hash pattern block in the <i>verb_data</i> (comprising this length field, the following ID field, and the field for the hash pattern).
ASYM_OMK_MDC4_ID	2	X'0F05'	Hexadecimal identifier indicating the contents of the following hash pattern field.
ASYM_OMK_MDC4_HP	16	variable	Hash pattern over the Asymmetric Key old master-key register, calculated using the MDC4 algorithm.
ASYM_CMK_MDC4_LEN	2	20	Length in bytes of this hash pattern block in the <i>verb_data</i> (comprising this length field, the following ID field, and the field for the hash pattern).
ASYM_CMK_MDC4_ID	2	X'0F04'	Hexadecimal identifier indicating the contents of the following hash pattern field.
ASYM_CMK_MDC4_HP	16	variable	Hash pattern over the Asymmetric Key current master-key register, calculated using the MDC4 algorithm.

Table 34. Output data format for STATICSE operational key parts (continued)			
Field name	Length in bytes	Field value	Description
ASYM_NMK_MDC4_LEN	2	20	Length in bytes of this hash pattern block in the <i>verb_data</i> (comprising this length field, the following ID field, and the field for the hash pattern).
ASYM_NMK_MDC4_ID	2	X'0F03'	Hexadecimal identifier indicating the contents of the following hash pattern field.
ASYM_NMK_MDC4_HP	16	variable	Hash pattern over the Asymmetric Key new master-key register, calculated using the MDC4 algorithm.
SYM_OMK_VP_LEN	2	12	Length in bytes of this verification pattern block in the <i>verb_data</i> (comprising this length field, the following ID field, and the field for the verification pattern).
SYM_OMK_VP_ID	2	X'0F08'	Hexadecimal identifier indicating the contents of the following verification pattern field.
SYM_OMK_VP	8	variable	Verification pattern over the Symmetric Key old master-key register calculated using the default algorithm.
SYM_CMK_VP_LEN	2	12	Length in bytes of this verification pattern block in the <i>verb_data</i> (comprising this length field, the following ID field, and the field for the verification pattern).
SYM_CMK_VP_ID	2	X'0F07'	Hexadecimal identifier indicating the contents of the following verification pattern field.
SYM_CMK_VP	8	variable	Verification pattern over the Symmetric Key current master-key register, calculated using the default algorithm.
SYM_NMK_VP_LEN	2	12	Length in bytes of this verification pattern block in the <i>verb_data</i> (comprising this length field, the following ID field, and the field for the verification pattern).
SYM_NMK_VP_ID	2	X'0F06'	Hexadecimal identifier indicating the contents of the following verification pattern field.
SYM_NMK_VP	8	variable	Verification pattern over the Symmetric Key new master-key register, calculated using the default algorithm.
SYM_NMK_MKAP_LEN	2	12	Length in bytes of this Authentication pattern block in the <i>verb_data</i> (comprising this length field, the following ID field, and the field for the Authentication pattern).
SYM_NMK_MKAP_ID	2	X'0F09'	Hexadecimal identifier indicating the contents of the following Authentication pattern field.
SYM_NMK_MKAP	8	variable	Authentication pattern over the Symmetric Key new master-key register, calculated using the specified algorithm.
Total byte count	168		

STATICSX

This *rule_array* keyword returns the indicated master key hash and verification patterns for the master keys loaded in the current domain.

The status variables for the various master key registers returned in the *rule_array* will indicate which of these verification pattern structures returned contain useful data. An empty master key register cannot

have a meaningful verification pattern. However, the data structures are returned for all registers indicated, so that interpretation is reliable.

The output data format for STATICSX operational key parts is given in [Table 35 on page 162](#).

Note:

1. The fields will be returned in the order given, however the *_ID fields should be used for verification.
2. The *verb_data_length* parameter will indicate the total size at the bottom of the table describing the *verb_data*.
3. Multiple byte fields are stored in Big-Endian format, as is typical for CEX*C communication.

Field name	Length in bytes	Field value	Description
SYM_OMK_MDC4_LEN	2	20	Length in bytes of this Hash pattern block in the <i>verb_data</i> (comprising this length field, the following ID field, and the field for the Hash pattern).
SYM_OMK_MDC4_ID	2	X'0F02'	Hexadecimal identifier indicating the contents of the following Hash pattern field.
SYM_OMK_MDC4_HP	16	variable	Hash pattern over the Symmetric Key old master-key register, calculated using the MDC4 algorithm.
SYM_CMK_MDC4_LEN	2	20	Length in bytes of this Hash pattern block in the <i>verb_data</i> (comprising this length field, the following ID field, and the field for the Hash pattern).
SYM_CMK_MDC4_ID	2	X'0F01'	Hexadecimal identifier indicating the contents of the following Hash pattern field.
SYM_CMK_MDC4_HP	16	variable	Hash pattern over the Symmetric Key current master-key register, calculated using the MDC4 algorithm.
SYM_NMK_MDC4_LEN	2	20	Length in bytes of this Hash pattern block in the <i>verb_data</i> (comprising this length field, the following ID field, and the field for the Hash pattern).
SYM_NMK_MDC4_ID	2	X'0F00'	Hexadecimal identifier indicating the contents of the following Hash pattern field.
SYM_NMK_MDC4_HP	16	variable	Hash pattern over the Symmetric Key new master-key register, calculated using the MDC4 algorithm.
ASYM_OMK_MDC4_LEN	2	20	Length in bytes of this Hash pattern block in the <i>verb_data</i> (comprising this length field, the following ID field, and the field for the Hash pattern).
ASYM_OMK_MDC4_ID	2	X'0F05'	Hexadecimal identifier indicating the contents of the following Hash pattern field.
ASYM_OMK_MDC4_HP	16	variable	Hash pattern over the Asymmetric Key old master-key register, calculated using the MDC4 algorithm.
ASYM_CMK_MDC4_LEN	2	20	Length in bytes of this Hash pattern block in the <i>verb_data</i> (comprising this length field, the following ID field, and the field for the Hash pattern).
ASYM_CMK_MDC4_ID	2	X'0F04'	Hexadecimal identifier indicating the contents of the following Hash pattern field.

Table 35. Output data format for STATICSX operational key parts (continued)			
Field name	Length in bytes	Field value	Description
ASYM_CMK_MDC4_HP	16	variable	Hash pattern over the Asymmetric Key current master-key register, calculated using the MDC4 algorithm.
ASYM_NMK_MDC4_LEN	2	20	Length in bytes of this Hash pattern block in the <i>verb_data</i> (comprising this length field, the following ID field, and the field for the Hash pattern).
ASYM_NMK_MDC4_ID	2	X'0F03'	Hexadecimal identifier indicating the contents of the following Hash pattern field.
ASYM_NMK_MDC4_HP	16	variable	Hash pattern over the Asymmetric Key new master-key register, calculated using the MDC4 algorithm.
SYM_OMK_VP_LEN	2	12	Length in bytes of this Verification pattern block in the <i>verb_data</i> (comprising this length field, the following ID field, and the field for the Verification pattern).
SYM_OMK_VP_ID	2	X'0F08'	Hexadecimal identifier indicating the contents of the following Verification pattern field.
SYM_OMK_VP	8	variable	Verification pattern over the Symmetric Key old master-key register calculated using the default algorithm.
SYM_CMK_VP_LEN	2	12	Length in bytes of this Verification pattern block in the <i>verb_data</i> (comprising this length field, the following ID field, and the field for the Verification pattern).
SYM_CMK_VP_ID	2	X'0F07'	Hexadecimal identifier indicating the contents of the following Verification pattern field.
SYM_CMK_VP	8	variable	Verification pattern over the Symmetric Key current master-key register, calculated using the default algorithm.
SYM_NMK_VP_LEN	2	12	Length in bytes of this Verification pattern block in the <i>verb_data</i> (comprising this length field, the following ID field, and the field for the Verification pattern).
SYM_NMK_VP_ID	2	X'0F06'	Hexadecimal identifier indicating the contents of the following Verification pattern field.
SYM_NMK_VP	8	variable	Verification pattern over the Symmetric Key new master-key register, calculated using the default algorithm.
Total byte count	156		

STATKPR

This keyword returns non-secret information about a particular named operational key part loaded by the TKE to the user.

The structures for various key types are given under section “STATKPR output data” on page 164. An appropriate name for an existing operational key part is expected to be provided as described in section “STATKPR input data” on page 163. If not, the error return code of 8 and a reason code of 1026 is be returned, meaning key name not found.

STATKPR input data

A 64-byte key name must be provided in the *verb_data* field, while the *verb_data_length* must be set to a value of 64.

The operational key name must exactly match the name returned by a call to STATKPRL.

STATKPR output data

Note:

1. The fields are returned in the order given.
2. Output data overwrites the input data in the **verb_data** field, and set the **verb_data_length** field to the output value.
3. The **verb_data_length** parameter indicates the total size, at the bottom of the table describing the **verb_data**.

Notice that the output data is smaller than the input data.

4. Multiple byte fields are stored in Big-Endian format, as is typical for CEX*C communication.

Field name	Length in bytes	Description
state	1	State of the key part register: Value Description X'00' The register is empty. X'01' The first DES key part was entered for the named key into this register. X'02' An intermediate DES key part (part after first) has been entered. X'03' The register contains a completed DES key. X'11' The first AES key part was entered for the named key into this register. X'12' An intermediate AES key part (part after first) has been entered. X'13' The register contains a completed AES key.
reserved	1	Will have a value of X'00'.
key_length	1	Length of key in bytes. For DES keys, values are: 8, 16, 24. For AES keys, values are: 16, 24, 32.
cv_length	1	Length of Control Vector (CV) for key part, in bytes. The value is 8 or 16, indicating how much of the CV field to use. Note that CV is NOT a variable length field.
cv	16	Control Vector for the operational key part.
reserved_2	8	Has a value of X'00' for the entire length.
key_part_hash	20	Hash over the key stored in the key part register. For DES keys, the hash algorithm is SHA-1. For AES keys, the hash algorithm is SHA-256.
ver_pattern	4	Verification pattern over the key calculated using the default algorithm.
Total byte count	52	

STATKPRL

This keyword returns a list of the names of all operational key parts that have been loaded by the TKE into the CEX*C.

Each name has a length of 64 bytes. The maximum number of key slots (and thus the count of labels returned) depends on the firmware loaded to the adapter. This count is currently set to 100. If not enough space has been provided (using the *verb_data_length* field passed in by the application) to return the available list, a return code of 8 and a reason code of 72 is returned.

Note: This keyword can return AES keys as well as HMAC key descriptions.

STATO AHL

This **rule_array** keyword causes all data to be returned in one VUD block . The described structure also comprises extra data fields that contains output if the SIGNSTAT keyword is specified.

The VUD block header and data has a layout as described in [Table 37 on page 165](#):

<i>Table 37. Output data format for the STATO AHL keyword</i>				
Offset	Size	Field	Subordinate data type	Description
Begin outer templating				
4	1	Struct name	Signed_data_t	Name of structure Type: binary integer Value: mbif_types.h:118:#define SIGNED_DATA_T 0x82
5	1	Struct version	Signed_data_t	Version of structure Type: binary integer Value: 0x00
6	4	Signed data len	Signed_data_t	Length of the entire signed_data_t structure , including appended data and signature Type: binary integer, big-endian
10	4	Data offset	Signed_data_t	Offset from start of the data sub-struct (here) to the start of the actual data payload. Type: binary integer, big-endian Value: 0x14
14	4	Data len	Signed_data_t	Length of the data payload Type: binary integer, big-endian

<i>Table 37. Output data format for the STATO AHL keyword (continued)</i>				
Offset	Size	Field	Subordinate data type	Description
18	4	Sig offset	Signed_data_t	Offset from start of the sig sub-structure (here) to the start of the actual signature. Type: binary integer, big-endian
22	4	Sig len	Signed_data_t	Length of the signature Type: binary integer, big-endian
26	4	Sig type	Signed_data_t	Type of signature Type: binary integer, big-endian Value: 0x04 (ECDSA over SHA-512 hash with ECC P521, raw format) 0x00 (no signature)
Signed_data_t: 26 bytes (+ VUD fields = 30 bytes)				
Begin payload				
<i>Data format:</i> This data matches the output from the secure bootloader of the adapter. Assuming the same nonce is provided and given correct ordering of operations (query the bootloader first) the payload data hashes to the same value as that data provided by the secure bootloader.				
The overall structure is called health_t , as indicated by the enumerated value in the first struct_id_t name field. This contains multiple sub-structures, each reproduced here.				
0	1	name	struct_id_t	Sub-structure that defines the name and version of the data structure Enum value: HEALTH_T (0x90)
1	1	version	struct_id_t	HEALTH_T (0x00)
Begin: Rom_status_t				
2	1	name	Rom_status_t:struct_id_t	Rom status name Enum value: ROM_STATUS_T (0x00)
3	1	version	Rom_status_t:struct_id_t	Rom status version (0x00)
4	2	Rsvd1	Rom_status_t	(0x00)
6	2	Rom_version	Rom_status_t	Rom_version is a packed representation of the POST0 and MB0 version numbers.
8	1	Page1_certified	Rom_status_t	Has the value 1 if MB1 has successfully performed an IBM_INIT command to the point of installing the page1 certificate and has value 0 otherwise.
9	2	Rsvd2	Rom_status_t	0x00

<i>Table 37. Output data format for the STATO AHL keyword (continued)</i>				
Offset	Size	Field	Subordinate data type	Description
11	4	Boot_count_right	Rom_status_t	The number of times the card has been booted and SSP is reset. MBO has run far enough to enforce the state rules.
15	8	adapterID	Rom_status_t	Byte array of adapter unique numeric serial number, taken from the DS3645 Silicon Serial Number register.
Begin: Rom_status_t:xcVpd_t				Byte array of Vital Product Data (VPD), 0x100 total bytes.
23	1	Ds_tag	Rom_status_t:xcVpd_t	0x82, tag for description field
24	2	Ds_length	Rom_status_t:xcVpd_t	0x2C, description length
26	44	Ds	Rom_status_t:xcVpd_t	ASCII description
70	1	Vpdr_tag	Rom_status_t:xcVpd_t	0x90, tag for VPDR field
71	2	Vpdr_length	Rom_status_t:xcVpd_t	0x00CD, length of VPDR
73	2	Ec_tag	Rom_status_t:xcVpd_t	EC, ASCII tag for EC field
75	1	Ec_length	Rom_status_t:xcVpd_t	0x07, length of EC field
76	7	Ec	Rom_status_t:xcVpd_t	ASCII field
83	2	Pn_tag	Rom_status_t:xcVpd_t	PN, ASCII tag for part number field
85	1	Pn_length	Rom_status_t:xcVpd_t	0x07, length of PN field
86	7	Pn	Rom_status_t:xcVpd_t	ASCII field
93	2	Fn_tag	Rom_status_t:xcVpd_t	FN, ASCII tag for FRU number field
95	1	Fn_length	Rom_status_t:xcVpd_t	0x07, length of FN field
96	7	Fn	Rom_status_t:xcVpd_t	ASCII field
103	2	Ve_tag	Rom_status_t:xcVpd_t	VE, ASCII tag for Secure part number field
105	1	Ve_length	Rom_status_t:xcVpd_t	0x07, length of VE field
106	7	Ve	Rom_status_t:xcVpd_t	ASCII field
113	2	Mf_tag	Rom_status_t:xcVpd_t	MF, ASCII tag for manufacturing location field
115	1	Mf_length	Rom_status_t:xcVpd_t	0x02, length of MF field
116	2	Mf	Rom_status_t:xcVpd_t	ASCII field
118	2	Sn_tag	Rom_status_t:xcVpd_t	SN, ASCII tag for serial number field
120	1	Sn_length	Rom_status_t:xcVpd_t	0x0C, length of SN field
121	4	Sn_hdr	Rom_status_t:xcVpd_t	first part of serial number
125	8	Sn	Rom_status_t:xcVpd_t	Rest of serial number
133	2	Rv_tag	Rom_status_t:xcVpd_t	RV, ASCII tag for checksum field
135	1	Rv_length	Rom_status_t:xcVpd_t	Length of reserved field
136	1	Checksum	Rom_status_t:xcVpd_t	1 byte checksum field

Table 37. Output data format for the STATO AHL keyword (continued)				
Offset	Size	Field	Subordinate data type	Description
137	141	Reserved	Rom_status_t:xcVpd_t	Reserved field, all 0x00 bytes
278	1	End_tag	Rom_status_t:xcVpd_t	0x78, end tag
End: Rom_status_t:xcVpd_t				
279	1	Init_state	Rom_status_t	
280	1	Seg2_state	Rom_status_t	State of segment 2: UNOWNED 0x00 OWNED_BUT_UNRELIABLE 0x01 RUNNABLE 0x02 RELIABLE_BUT_UNRUNNABLE 0x03
281	1	Seg3_state	Rom_status_t	State of segment 3 (same possible values as Seg2_state)
282	2	Owner2	Rom_status_t	
284	2	Owner3	Rom_status_t	
286	1	Active_seg1	Rom_status_t	
287	2	Rsvd3	Rom_status_t	
289	4	usr	Rom_status_t	
End: Rom_status_t + struct_id_t (291 + 2 = 293 bytes)				
	32 bytes	nonce	Raw nonce	Value passed by user to be signed as part of the returned payload. This indicates the signature is live, not a replayed value that was calculated earlier.
Begin: var_t array for segment identifiers		A var_t is a simple structure with 2 fields, specifying an offset and a length. These help you find the item the var_t describes. In this section are three var_t structures, followed in the next section by three segment identifiers that are pointed to by the var_t structures.		
0	4	Offset	Var_t : for segment 1	Offset to the segment identifier from byte 0 of this field
4	4	length	Var_t : for segment 1	Length of the segment identifier
8	4	Offset	Var_t : for segment 2	Offset to the segment identifier from byte 0 of this field
12	4	length	Var_t : for segment 2	Length of the segment identifier
16	4	Offset	Var_t : for segment 3	Offset to the segment identifier from byte 0 of this field
20	4	length	Var_t : for segment 3	Length of the segment identifier
End: var_t array (24 bytes)				
Begin: segment identifiers array, struct is mbid_t		mbid_t indicates: <i>Miniboot identifier</i> . <i>Miniboo'</i> is the name for the secure boot loader that manages the firmware loaded to the adapter.		

Table 37. Output data format for the STATO AHL keyword (continued)				
Offset	Size	Field	Subordinate data type	Description
Begin: mbid_t for segment 1				
0	1	name	mbid_t:struct_id_t	0x81, name for mbid_t ,
1	2	version	mbid_t:struct_id_t	0x02, ECC version of mbid_t.: indicates secure bootloader uses ECDSA to verify image for this loaded segment of firmware.
2	1	type	mbid_t	Type field: Value is: FAM_OWNER 0x03 If type is FAM_OWNER, the adapterID is a bit vector that specifies onto which device families the image identified by the mbid_t parameter may be loaded. An attempt to load an image onto a device belonging to a family whose bit in adapterID is not set, will fail.
3	1	name	mbid_t:ownerID_t:struct_id_t	0x80, name for ownerID_t structure
4	1	version	mbid_t:ownerID_t:struct_id_t	
5	1	seg	mbid_t:ownerID_t	Indicates the segment to which this ownerID_t applies, may be 0x01, 0x02 or 0x03.
6	2	Owner2	mbid_t:ownerID_t	If the seg field holds 0x01, then this field holds 0x0000. Otherwise, this field holds the two-byte owner ID for the applicable segment 2.
8	2	Owner3	mbid_t:ownerID_t	If the seg field holds 0x01 or 0x02, then this field holds 0x0000. Otherwise, this field holds the two-byte owner ID for the applicable segment 2.
10	1	trust1	mbid_t	Owner specified value of what to do if a lower level segment is updated. This trust1 field value refers to segment 1, and is 0x00 if the seg value is 0x01. For other cases, the meaning implies to trust or not trust, and is of interest to holders of signing keys.
11	1	Trust2	mbid_t	Owner specified value of what to do if a lower level segment is updated. This trust2 field value refers to segment 2, and is 0x00 if the seg value is 0x01 or 0x02. For other cases, the meaning implies to trust or not trust, and is of interest to holders of signing keys.
12	80	name	mbid_t	Byte array for image name
92	2	rev	mbid_t	Revision assigned to the segment by the owner of the segment that this mbid_t structure is describing
94	64		mbid_t	

Table 37. Output data format for the STATO AHL keyword (continued)

Offset	Size	Field	Subordinate data type	Description
158	8	hash	mbid_t	SHA512 hash of the image identified by the name field
166	4	reserved	mbid_t:Etc (var_t)	Reserved field. The data has validity only inside the card.
170	4	reserved	mbid_t:Etc (var_t)	Reserved field. The data has validity only inside the card.
174	4	offset	mbid_t:Token (var_t)	Segment key pointer field. This var_t parameter indicates the offset from byte 0 of this field to the beginning of the public key which describes the segment that this mbid_t represents.
178	4	len	mbid_t:Token (var_t)	Length of the public key token for the segment

Table 37. Output data format for the STATO AHL keyword (continued)				
Offset	Size	Field	Subordinate data type	Description
Begin: mbid_t:token for segment 1			Explanation of the public key here	
			<p>A firmware load operation is actually a pre-packaged and signed *command*, as recognized by the secure bootloader in the adapter. While it is commonly said that <i>the firmware is signed</i>, it is more accurate to say that the firmware load command is signed, and includes the new firmware. Each firmware load command has been signed by the owner of a signing key, and this owner becomes the <i>owner of the segment</i> after the owner's firmware has been loaded. Thus we refer to the 'segment owner' as the person who held the private key that signed the command to load the firmware for that segment. Each firmware load command package also includes a signed version of the public key of the 'segment owner' for the segment to be loaded. The segment owner public key signature has been computed with the private key of the owner of the lower segment that is expected to have been installed. For example, consider load of a new segment 2:</p> <ol style="list-style-type: none"> 1. The segment 2 load command is a binary software image, with: <ol style="list-style-type: none"> a. firmware image for new segment 2 b. command of how to load the segment 2 c. signature over the firmware image and command, calculated with segment 2 owner private key d. segment 2 owner public key e. signature over segment 2 owner public key calculated with segment 1 owner private key 2. The secure boot loader <ol style="list-style-type: none"> a. uses segment 1 owner public key to verify signature over segment 2 owner public key b. uses segment 2 owner public key to verify signature over firmware and command c. executes the command. <p>Given the above explanation, it is now possible to say that the public key included in the mbid_t is the segment owner public key for the segment that the mbid_t describes. If the mbid_t describes segment 1, then the segment 1 owner public key is included at the end of the mbid_t when returned from the adapter.</p>	
0	1	name	mbid_t:token:struct_id_t	struct_id_t , sub-structure that defines the name and version of the data structure Enum value: ECC_TOKEN_T (0x97)
1	1	version	mbid_t:token:struct_id_t	0x00
2	2	Rsvd1	mbid_t:token	0x00
4	4	tokenLength	mbid_t:token	Length of token including header.
8	4	Rsvd2	mbid_t:token	0x00

Table 37. Output data format for the STATO AHL keyword (continued)				
Offset	Size	Field	Subordinate data type	Description
12	1	name	mbid_t:token:struct_id_t	struct_id_t defines the name and version of the data structure Enum value: ECC_PUBLIC_TOKEN_T (0x99)
13	1	version	mbid_t:token:struct_id_t	0x00
14	2	sectionLength	mbid_t:token	Length of this section
16	4	Rsvd1	mbid_t:token	0x00
20	1	curveType	mbid_t:token	Type of curve Value: 0x00 (Prime/NIST)
21	1	Rsvd2	mbid_t:token	0x00
22	2	pLength	mbid_t:token	Length of curve Value: 0x0209 (P521)
24	2	qLen	mbid_t:token	0x91
26	1	Pubkey_preface	mbid_t:token	Value: 0x04
27	72	Ecc_public_x	mbid_t:token	
99	72	Ecc_public_y	mbid_t:token	Y value for the public key Length is 66 bytes for ECC P521 key + padding bytes for hardware use of the value.
End: mbid_t:token for segment 1 (171 bytes)				
End: mbid_t for segment 1 (182 + 171 = 353 bytes)				
	353	mbid_t	mbid_t for segment 2	The mbid_t for each segment is the same size and has the same fields as the mbid_t for segment 1
	353	mbid_t	mbid_t for segment 3	The mbid_t for each segment is the same size and has the same fields as the mbid_t for segment 1
End: segment identifiers array, struct is mbid_t (3 * 353 bytes = 1059 bytes)				
End payload				
Begin signature section sig-section (if SIGNSTAT passed)				
	132	signature	Raw r and s values for signature over SHA-512 hash of the payload	Length X is given in the signed_data_t:sig len field at the beginning of returned data X is always be 132 bytes r and s are 66 bytes each, r is first.
	64	Payload hash	Raw hash value	Raw SHA-512 hash over the payload. This is the value used for calculating the signature.

Table 37. Output data format for the STATO AHL keyword (continued)

Offset	Size	Field	Subordinate data type	Description
Total structure size:				
		VUD fields + signed_data_t:	30 bytes	
		Rom_status_t:	294 bytes	
		Nonce:	32 bytes	
		var_t array (describing mbid_t):	24 bytes	
		mbid_t array:	1059 bytes	
		Signature section and hash:	196 bytes	
		Total:	1634 bytes	

STATVKPL

This keyword returns a list of the names of all operational key parts that have been loaded by the TKE into the CEX*C for preparation of variable length key tokens.

This function is different from STATK PRL, which describes the list of 64-byte legacy style tokens in preparation.

Each name has a length of 64 bytes. The maximum number of key slots (and thus the count of labels returned) depends on the firmware loaded to the adapter. This count is currently set to 100. If not enough space has been provided (using the *verb_data_length* field passed in by the application) to return the available list, a return code of 8 and a reason code of 72 is returned.

Note: This keyword can return AES keys as well as HMAC key descriptions.

STATVKPR

This keyword cause non-secret information about a particular named operational key part loaded by the TKE to returned to the user.

This is different from STATKPR in that a register for creating a key in a variable length key token is described. The structures for various key types are given in section *STATVKPR output data*. An appropriate name for an existing operational key part is expected to be provided as described in *STATVKPL input data*. If not, the error return code of 8 and a reason code of 1026 is returned, meaning that the key name is not found.

STATVKPL input data:

A 64 byte key name must be provided in the *verb_data* field, while the *verb_data_length* must be set to 64.

The operational key name must match exactly the name returned by a call to STATVKPL.

STATVKPR output data:

See [Table 38 on page 174](#) for the output data format.

Note:

1. The fields are returned in the order given.
2. Output data overwrites the input data in the *verb_data* field, and set the *verb_data_length* field to the output value.
3. The *verb_data_length* parameter indicates the total size, at the bottom of the table describing the *verb_data*.

Note that the output data is smaller than the input data.

4. Multiple byte fields are stored in Big-Endian format, as is typical for CEX*C communication.

<i>Table 38. Output data format for STATVKPR operational key parts</i>		
Field name	Length in bytes	Description
version	1	Version of the structure
state	1	<p>State of the key part register:</p> <p>Value</p> <p>Description</p> <p>X'00' The register is empty.</p> <p>X'01' The first DES key part was entered for the named key into this register.</p> <p>X'02' An intermediate DES key part (part after first) has been entered.</p> <p>X'03' The register contains a completed DES key.</p> <p>X'11' The first AES key part was entered for the named key into this register.</p> <p>X'12' An intermediate AES key part (part after first) has been entered.</p> <p>X'13' The register contains a completed AES key.</p> <p>X'21' The first AES key part for variable length token was entered for the named key into this register.</p> <p>X'22' An intermediate AES key part for variable length token (part after first) has been entered.</p> <p>X'23' The register contains a completed AES key part for variable length token.</p>
key_length	1	Length of key in bytes. For DES keys, values are: 8, 16, 24. For AES keys, values are: 16, 24, 32.
key_completeness	1	<p>Number of parts needed to complete key</p> <p>X'C0' Two parts are needed.</p> <p>X'80' One part is needed.</p> <p>X'40' No parts are needed. Key is complete.</p>
ver_pattern	4	ENC-ZERO method calculated verification pattern of the key.
key_part_hash	8	Hash using the SHA-256 algorithm over the key that is currently stored, at the current level of completeness.
skel_length	2	Skeleton token length.
pad	2	Pad structure to 4-byte boundary.
skel	384	Stored key token skeleton, which will hold completed key when operation is complete. No key material is stored or returned here.

Table 38. Output data format for STATVKPR operational key parts (continued)

Field name	Length in bytes	Description
reserved2	108	Extra bytes.
Total byte count	512	

STATWPIN

For the CSUACFQ verb, the SIZEWPIN and STATWPIN keywords are added to the rule array to query the size and to obtain the state information of the weak PIN table. The STATWPIN *rule_array* keyword obtains the state information of the weak PIN table.

Table 39. Output data format for the STATWPIN keyword

Field name	Length in bytes	Description
weak_PIN_table_state	11 - 460	Returns the WPIN entry structure as described in Table 40 on page 175 .

Table 40. CSUACFQ weak PIN entry structure (type X'30')

Offset	Length in bytes	Description
0	01	Weak PIN structure type (in ASCII): X'30' - weak PIN entry structure
1	03	Weak PIN entry identifier in ASCII digits 001 - 020 (X'303031' - X'303230')
4	01	State of entry (in ASCII): Value Meaning A (X'41') Active L (X'4C') Loaded
5	02	Clear PIN length (in ASCII digits). For DK verbs, valid values are 04 - 12 (X'3034' - X'3132'). Otherwise, valid values are 04 - 16 (X'3034' - X3136').
7	04 - 16	Clear weak PIN (in ASCII digits). Valid values are 0 - 9 (X'30' - X'39').

Restrictions

You cannot limit the number of returned **rule_array** elements.

[Table 24 on page 121](#) describes the number and meaning of the information in output **rule_array** elements.

Tip: Allocate a minimum of 30 **rule_array** elements to allow for extensions of the returned information.

Required commands

The CSUACFQ required commands.

None.

Usage notes

Usage notes for CSUACFQ.

This verb is not impacted by the AUTOSELECT option. See [“Verbs that ignore AUTOSELECT”](#) on page 10 for more information.

JNI version

This verb has a Java Native Interface (JNI) version, which is named CSUACFQJ.

See [“Building Java applications using the CCA JNI”](#) on page 23.

Format

```
public native void CSUACFQJ(  
    hikmNativeNumber    return_code,  
    hikmNativeNumber    reason_code,  
    hikmNativeNumber    exit_data_length,  
    byte[]               exit_data,  
    hikmNativeNumber    rule_array_count,  
    byte[]               rule_array,  
    hikmNativeNumber    verb_data_length,  
    byte[]               verb_data  
);
```

Cryptographic Facility Version (CSUACFV)

The Cryptographic Facility Version verb is used to retrieve information about the Security Application Program Interface (SAPI) Version and the Security Application Program Interface build date.

In the same format as the Cryptographic Facility Query (CSUACFQ) verb returns for the CCA application with the STATCCA **rule_array** option.

This verb returns information elements in the **version_data** variable.

Format

The format of CSUACFV.

```
CSUACFV(  
    return_code,  
    reason_code,  
    exit_data_length,  
    exit_data,  
    version_data_length,  
    version_data)
```

Parameters

The parameter definitions for CSUACFV.

Note that there is no **rule_array** keyword.

For the definitions of the **return_code**, **reason_code**, **exit_data_length**, and **exit_data** parameters, see [“Parameters common to all verbs”](#) on page 18.

version_data_length

Direction: Input/Output

Type: Integer

The **version_data_length** parameter is a pointer to an integer variable containing the number of bytes in the version data variable. This value must be a minimum of 17 bytes. On input, the

version_data_length variable must be set to the total size of the variable pointed to by the **version_data** parameter. On output, this variable contains the number of bytes of data returned by the verb in the **version_data** variable.

version_data

Direction: Output
Type: String

The **version_data** parameter is a pointer to a string variable containing data returned by the verb. An 8-byte character string identifies the version of the Security Application Program Interface (SAPI) library, followed by an 8-byte character string containing the build date for the SAPI library, followed by a null terminating character. The build date is in the format: *yyyymmdd*, where *yyyy* is the year, *mm* is the month, and *dd* is the day of the month.

Restrictions

The restrictions for CSUACFV.

None.

Required commands

The CSUACFV required commands.

None.

Usage notes

Usage notes for CSUACFV.

None.

JNI version

This verb has a Java Native Interface (JNI) version, which is named CSUACFVJ.

See [“Building Java applications using the CCA JNI”](#) on page 23.

Format

```
public native void CSUACFVJ(
    hikmNativeNumber return_code,
    hikmNativeNumber reason_code,
    hikmNativeNumber exit_data_length,
    byte[]           exit_data,
    hikmNativeNumber version_data_length,
    byte[]           version_data
);
```

Cryptographic Resource Allocate (CSUACRA)

The Cryptographic Resource Allocate verb is used to allocate a specific CCA coprocessor or domain of a CCA coprocessor, or both, for use by the thread or process, depending on the scope of the verb. This service is also used to enable CPACF usage.

This verb is scoped to a thread. When a thread or process, depending on the scope, allocates a cryptographic resource, requests are routed to that resource. When a cryptographic resource is not allocated, requests are routed to the default cryptographic resource.

You can set the default cryptographic resource. If you take no action, the default assignment is CRP01.

Cryptographic Resource Allocate (CSUACRA)

You cannot allocate a cryptographic resource while one is already allocated. Use the Cryptographic Resource Deallocate verb (see “Cryptographic Resource Deallocate (CSUACRD)” on page 181) to deallocate an allocated cryptographic resource.

Be sure to review “Multi-coprocessor selection capabilities” on page 9.

Format

The format of CSUACRA.

```
CSUACRA(
    return_code,
    reason_code,
    exit_data_length,
    exit_data,
    rule_array_count,
    rule_array,
    resource_name_length,
    resource_name)
```

Parameters

The parameter definitions for CSUACRA.

For the definitions of the *return_code*, *reason_code*, *exit_data_length*, and *exit_data* parameters, see “Parameters common to all verbs” on page 18.

rule_array_count

Direction: Input
Type: Integer

A pointer to an integer variable containing the number of elements in the **rule_array** variable. This value must be 1.

rule_array

Direction: Input
Type: String array

The **rule_array** parameter is a pointer to a string variable containing an array of keywords. The keywords are eight bytes in length and must be left-aligned and padded on the right with space characters. The *rule_array* keyword is described in Table 41 on page 178.

Keyword	Description
Cryptographic resource (Required)	
DEVICE	Specifies a CEX*C coprocessor by resource number. The resource_name variable must point to a buffer containing "CRPxx" where 'xx' is the decimal number of the resource in the range '01' to '64', with three spaces (hexadecimal 0x20 value) at the end. Note that the panel.exe utility shows the card numbers starting from 0, and the resource number is obtained by adding '1' to the card number. Example: To specify card number 5 as identified by panel.exe -x , use resource number 6. The user of CSUACRA:"DEVICE" will set resource_name to "CRP06 ", and resource_name_length to 8.

Table 41. Keywords for Cryptographic Resource Allocate control information (continued)	
Keyword	Description
SERIAL	<p>Specifies a CEX*C coprocessor by serial number. The resource_name variable must point to a buffer containing "xxxxxxx", the 8 character serial number as shown by the panel.exe utility or returned by the CSUACFQ verb. Note that the panel.exe -x command shows the card serial number in this format: 'SER [xxxxxxx]', along with other output.</p> <p>Example: The serial number is shown by the command panel.exe -x to be xx1234xx, as part of this output:</p> <pre>CARD [0: CEX5C] SER [xx1234xx] CCA Vers:Date</pre> <p>The user of CSUACRA:"SERIAL " will set resource_name to xx1234xx, and resource_name_length to 8.</p>
DEV-ANY	<p>Specifies to enable the AUTOSELECT option, such that the operating system may select the CCA coprocessor to be used from the available resources according to its policy. This selection applies to most verbs, but not all. See “Multi-coprocessor selection capabilities” on page 9 for more information.</p>
HCPUACLR	<p>Specifies the use of host CPU assist for clear keys. This keyword enables clear key use of the CPACF, for clear key AES encryption and decryption with hash algorithms: SHA-1, SHA-224, SHA-256, SHA-384, and SHA-512. This is the default state at the time of the first use of the CCA library by a PID or TID.</p>
HCPUAPRT	<p>Specifies the use of host CPU assist for protected keys. This keyword enables protected key use of the CPACF for protected key AES and DES, TDES, and MAC. This is <i>not</i> the default state at the time of the first use of the CCA library by a PID or TID.</p>
<p>Domain selection (One, optional). The domain to use from the available domains mapped to this operating system instance may be specified.</p>	
DOMNxxxx	<p>Specifies the domain to use for the card specified with this thread. The 'xxxx' part of the keyword name is replaced by a 4 digit version of the domain number. The maximum domain count is determined by the platform, the domains available are determined by the system configuration which is mapping domains from a card to this operating system instance.</p> <p>The lszcrypt command shows the available domains and cards. If no domains are shown (only cards) then the operating system may not support multi-domain mapping. This keyword may be combined with keywords SERIAL or DEVICE. When this keyword has not been used, the CCA library uses the domain specified in the environment variable CSU_DEFAULT_DOMAIN, or if no domain is specified, then the domain used is the domain given by the ap device driver.</p> <p>Usage examples:</p> <ul style="list-style-type: none"> • (1) If the domain desired is domain 0, use keyword DOMN0000. • (2) If the domain desired is domain 65 (decimal), use keyword DOMN0065.

There is an environment variable that also impacts the default card: CSU_DEFAULT_ADAPTER (see [“Multi-coprocessor selection capabilities”](#) on page 9). There are also environment variables that influence CPACF support (see [“Environment variables that affect CPACF usage”](#) on page 12).

The actual hardware configuration determines what features are available, and CCA uses what exists if the user sets these values as desired, with respect to appropriate defaults.

Cryptographic Resource Allocate (CSUACRA)

resource_name_length

Direction: Input

Type: Integer

The **resource_name_length** parameter is a pointer to an integer variable containing the number of bytes of data in the **resource_name** variable. The length must be 1 - 64.

resource_name

Direction: Input

Type: String

The **resource_name** parameter is a pointer to a string variable containing the name of the coprocessor to be allocated.

Restrictions

Restrictions for CSUACRA.

None.

Required commands

The CSUACRA required commands.

None.

Usage notes

Usage notes for CSUACRA.

For optimal performance, ensure that you have enabled CPACF in the thread doing the processing, by making a quick call on the host side at thread startup time, to Cryptographic Resource Allocate, specifying the correct HCPUACLR and HCPUAPRT keyword values for your operation. See the Cryptographic Resource Allocate **rule_array** keyword definitions, and see [“Access control points that affect CPACF protected key operations”](#) on page 13 for more affected verbs. Note that it is the user's responsibility to ensure that all adapters accessible to the operating system use the DEV-ANY state. Further use of DEV-ANY as a target adapter for verbs that modify the state of an adapter (such as the generation of retained keys) can lead to unexpected results. See [“Multi-coprocessor selection capabilities”](#) on page 9 for more information.

JNI version

This verb has a Java Native Interface (JNI) version, which is named CSUACRAJ.

See [“Building Java applications using the CCA JNI”](#) on page 23.

Format

```
public native void CSUACRAJ(  
    hikmNativeNumber return_code,  
    hikmNativeNumber reason_code,  
    hikmNativeNumber exit_data_length,  
    byte[] exit_data,  
    hikmNativeNumber rule_array_count,  
    byte[] rule_array,  
    hikmNativeNumber resource_name_length,  
    byte[] resource_name);
```

Cryptographic Resource Deallocate (CSUACRD)

The Cryptographic Resource Deallocate verb is used to deallocate a specific CCA coprocessor, or a domain of a CCA coprocessor, or both, that is allocated by the thread or process, depending on the scope of the verb. This service is also used to disable CPACF usage.

This verb is scoped to a thread. When a thread or process, depending on the scope, de-allocates a cryptographic resource, requests are routed to the default cryptographic resource.

You can set the default cryptographic resource. If you take no action, the default assignment is CRP01.

If a thread with an allocated coprocessor ends without first de-allocating the coprocessor, excess memory consumption results. It is not necessary to deallocate a cryptographic resource if the process itself is ending, only if individual threads end while the process continues to run.

Be sure to review [“Multi-coprocessor selection capabilities”](#) on page 9.

Format

The format of CSUACRD.

```
CSUACRD(
    return_code,
    reason_code,
    exit_data_length,
    exit_data,
    rule_array_count
    rule_array,
    resource_name_length,
    resource_name)
```

Parameters

The parameter definitions for CSUACRD.

For the definitions of the *return_code*, *reason_code*, *exit_data_length*, and *exit_data* parameters, see [“Parameters common to all verbs”](#) on page 18.

rule_array_count

Direction: Input

Type: Integer

A pointer to an integer variable containing the number of elements in the **rule_array** variable. This value must be 1.

rule_array

Direction: Input

Type: String array

The **rule_array** parameter is a pointer to a string variable containing an array of keywords. The keywords are eight bytes in length and must be left-aligned and padded on the right with space characters. The **rule_array** keyword is described in [Table 42](#) on page 181.

Table 42. Keywords for Cryptographic Resource Deallocate control information

Keyword	Description
<i>Cryptographic resource</i>	(Required)

<i>Table 42. Keywords for Cryptographic Resource Deallocate control information (continued)</i>	
Keyword	Description
DEVICE	<p>Specifies a CEX*C coprocessor by resource number. The resource_name variable must point to a buffer containing "CRPxx" where 'xx' is the decimal number of the resource from '01' to '64', with 3 spaces (hexadecimal 0x20 value) at the end. Note that the panel.exe utility shows the card numbers starting from 0, and the resource number is obtained by adding '1' to the card number.</p> <p>Example: To specify card number 5 as identified by panel.exe, use resource number 6. The user of CSUACRD:"DEVICE " will set resource_name to "CRP06 ", and resource_name_length to 8.</p>
SERIAL	<p>Specifies a CEX*C coprocessor by serial number. The resource_name variable must point to a buffer containing "xxxxxxx", the 8 character serial number as shown by the panel.exe utility or returned by the CSUACFQ verb. Note that the panel.exe -x command shows the card serial number in this format: 'SER [xxxxxxx]', along with other output.</p> <p>Example: The serial number is shown by the command panel.exe -x to be xx1234xx, as part of this output:</p> <pre>CARD [0: CEX5C] SER [xx1234xx] CCA Vers:Date</pre> <p>The user of CSUACRD:"SERIAL " will set resource_name to xx1234xx, and resource_name_length to 8.</p>
DEV-ANY	<p>Specifies to disable the AUTOSELECT option. Verbs will now all use the default adapter or a previously configured "selected" adapter as chosen via CSUACRA. See “Multi-coprocessor selection capabilities” on page 9 for more information.</p>
HCPUACLR	<p>Specifies the use of host CPU assist for clear keys. This keyword enables clear key use of the CPACF, for clear key AES encryption and decryption with hash algorithms: SHA-1, SHA-224, SHA-256, SHA-384, and SHA-512. This is the default state at the time of the first use of the CCA library by a PID or TID.</p>
HCPUAPRT	<p>Specifies the use of host CPU assist for protected keys. This keyword disables protected key use of the CPACF for protected key AES and DES, TDES, and MAC. This is the default state at the time of the first use of the CCA library by a PID or TID.</p>
<i>Domain selection. (One, optional)</i>	
DOMN-DEF	<p>This keyword specifies to return to using the domain value from other sources for the card specified with this thread. The CCA library returns to using the domain specified in the environment variable CSU_DEFAULT_DOMAIN, or if none is specified, then the domain used is the domain given by the ap device driver. This keyword may be combined with SERIAL or DEVICE.</p>

There is an environment variable that also impacts the default card: CSU_DEFAULT_ADAPTER (see “Multi-coprocessor selection capabilities” on page 9). There are also environment variables that influence CPACF support (see “Environment variables that affect CPACF usage” on page 12).

The actual hardware configuration determines what features are available, and CCA uses what exists if the user sets these values as desired, with respect to appropriate defaults.

resource_name_length

Direction: Input

Type: Integer

The *resource_name_length* parameter is a pointer to an integer variable containing the number of bytes of data in the *resource_name* variable. The length must be 1 - 64.

resource_name

Direction:	Input
Type:	String

The *resource_name* parameter is a pointer to a string variable containing the name of the coprocessor to be deallocated.

Restrictions

The restrictions for CSUACRD.

None.

Required commands

The CSUACRD required commands.

None.

Usage notes

Usage notes for CSUACRD.

To disable CPACF usage in your processing thread, make a call to Cryptographic Resource Deallocate, specifying the correct HCPUACLR and HCPUAPRT keyword as appropriate. See the Cryptographic Resource Deallocate *rule_array* keyword definitions, and see [“Access control points that affect CPACF protected key operations”](#) on page 13 for more affected verbs.

JNI version

This verb has a Java Native Interface (JNI) version, which is named CSUACRDJ.

See [“Building Java applications using the CCA JNI”](#) on page 23.

Format

```
public native void CSUACRDJ(
    hikmNativeNumber return_code,
    hikmNativeNumber reason_code,
    hikmNativeNumber exit_data_length,
    byte[]           exit_data,
    hikmNativeNumber rule_array_count,
    byte[]           rule_array,
    hikmNativeNumber resource_name_length,
    byte[]           resource_name);
```

Key Storage Initialization (CSNBKSI)

The Key Storage Initialization verb initializes a key-storage file using the current symmetric or asymmetric master-key.

The initialized key storage file does not contain any preexisting key records. The key storage data and index files are in the /opt/IBM/CCA/keys directory.

The key storage functions do not work with HMAC keys.

Format

The format of CSNBKSI.

```
CSNBKSI(
    return_code,
    reason_code,
    exit_data_length,
    exit_data,
    rule_array_count,
    rule_array,
    key_storage_file_name_length,
    key_storage_file_name,
    key_storage_description_length,
    key_storage_description,
    clear_master_key)
```

Parameters

The parameter definitions for CSNBKSI.

For the definitions of the *return_code*, *reason_code*, *exit_data_length*, and *exit_data* parameters, see “Parameters common to all verbs” on page 18.

rule_array_count

Direction: Input
Type: Integer

A pointer to an integer variable containing the number of elements in the **rule_array** variable. This value must be 2.

rule_array

Direction: Input
Type: String array

The **rule_array** parameter is a pointer to a string variable containing an array of keywords. The keywords are eight bytes in length and must be left-aligned and padded on the right with space characters. The **rule_array** keywords are described in Table 43 on page 184.

Table 43. Keywords for Key Storage Initialization control information	
Keyword	Description
Master-key source (Required)	
CURRENT	Specifies the current symmetric master-key of the default cryptographic facility is to be used for the initialization.
Key-storage selection (One required)	
AES	Initialize AES key storage (fixed-length and variable-length AES key tokens and HMAC key tokens).
DES	Initialize DES key storage.
PKA	Initialize PKA key storage (RSA and ECC key tokens).

key_storage_file_name_length

Direction: Input
Type: Integer

The **key_storage_file_name_length** parameter is a pointer to an integer variable containing the number of bytes of data in the **key_storage_file_name** variable. The length must be within the range of 1 - 64.

key_storage_file_name

Direction: Input
Type: String

The **key_storage_file_name** parameter is a pointer to a string variable containing the fully qualified file name of the key-storage file to be initialized. If the file does not exist, it is created. If the file does exist, it is overwritten and all existing keys are lost.

key_storage_description_length

Direction: Input
Type: Integer

The **key_storage_description_length** parameter is a pointer to an integer variable containing the number of bytes of data in the **key_storage_description** variable.

key_storage_description

Direction: Input
Type: String

The **key_storage_description** parameter is a pointer to a string variable containing the description string stored in the key-storage file when it is initialized.

clear_master_key

Direction: Input
Type: String

The **clear_master_key** parameter is unused, but it must be declared and point to 24 data bytes in application storage.

Restrictions

The restrictions for CSNBKSI.

ECC and variable-length symmetric key tokens are not supported in releases before Release 4.1.0.

Required commands

The CSNBKSI required commands.

In order to access key storage, the Key Storage Initialization verb requires the **Compute Verification Pattern** command (offset X'001D') to be enabled in the active role.

Usage notes

Usage notes for CSNBKSI.

Using the Key Storage Initialization verb to initialize DES (symmetric) key storage currently requires both the symmetric master key and the asymmetric master key to be loaded, completed and set using the Master Key Process (CSNBMKP) verb or suitable utility, or an interface tool that uses the Master Key Process (CSNBMKP) verb.

JNI version

This verb has a Java Native Interface (JNI) version, which is named CSNBKSIJ.

See [“Building Java applications using the CCA JNI”](#) on page 23.

Format

```
public native void CSNBKSIJ(  
    hikmNativeNumber return_code,  
    hikmNativeNumber reason_code,  
    hikmNativeNumber exit_data_length,  
    byte[] exit_data,  
    hikmNativeNumber rule_array_count,  
    byte[] rule_array,  
    hikmNativeNumber key_storage_file_name_length,  
    byte[] key_storage_file_name,  
    hikmNativeNumber key_storage_description_length,  
    byte[] key_storage_description,  
    byte[] clear_master_key);
```

Log Query (CSUALGQ)

Use the Log Query verb to retrieve system log (SYSLOG) message data and CCA log message data from the coprocessor. Syslog data is available for one of the five latest boot cycles (current boot cycle and up to four previous boot cycles). CCA log message data is optionally available during the current boot cycle. The verb supports service personnel and developers in testing and debugging issues.

The SYSLOG for a boot cycle is initially populated with operating system messages and other startup messages, but more messages are written as CCA encounters errors at log level 12 or above. A log level of 12 means, that if an error at return code value 12 or higher occurs during the processing of an operation or during general system processing, then a descriptive message is sent to the SYSLOG. The log level is configurable, with a default value of 12. If configured to be logged, messages for return code 4 and return code 8 are saved in volatile memory (CCA log) separately from messages in the SYSLOG. This keeps these messages from overwhelming more important errors and system messages. Each new boot cycle wipes out any previous CCA log, while the current SYSLOG and up to four previous boot cycle SYSLOGs are maintained. The CCA log is a circular log. When the log is full, the oldest messages are replaced as needed with any new messages.

Format

The format of CSUALGQ.

```
CSUALGQ(  
    return_code,  
    reason_code,  
    exit_data_length,  
    exit_data,  
    rule_array_count,  
    rule_array,  
    log_number_or_level,  
    reserved0,  
    log_data_length,  
    log_data,  
    reserved1_length,  
    reserved1,  
    reserved2_length,  
    reserved2)
```

Parameters

The parameter definitions for CSUALGQ.

For the definitions of the *return_code*, *reason_code*, *exit_data_length*, and *exit_data* parameters, see [“Parameters common to all verbs”](#) on page 18.

rule_array_count**Direction:** Input**Type:** Integer

A pointer to an integer variable containing the number of elements in the **rule_array** variable. The value must be 1.

rule_array**Direction:** Input**Type:** String array

A pointer to a string variable containing an array of keywords. The keywords are eight bytes in length and must be left-aligned and padded on the right with space characters. The **rule_array** keywords are described in [Table 44 on page 187](#).

<i>Table 44. Keywords for Log Query control information</i>	
Keyword	Description
Service requested (One required)	
CCALGLEN	Specifies to return the length of the CCA log data buffer in the log_data_length variable (the log_number_or_level parameter is ignored). No data is returned in the log_data variable.
GETCCALG	Specifies to get up to log_data_length bytes of data from the current CCA log data buffer (the log_number_or_level parameter is ignored). This data is returned in the log_data variable. The returned log only contains all available CCA messages that had a return code of 4 or 8. All other messages are filtered out. Note: If the log level (see SETLGLVL keyword) has never been set to 4 or 8 in the current boot cycle for the coprocessor, then the CCA log is empty and no data is available to return.
GETLGLVL	Specifies to return the current log level in the log_number_or_level variable. The log level is used to determine which return codes the coprocessor uses to generate a log message. A return code greater than or equal to this level causes a log message to be generated. No data is returned in the log_data variable.
GETSYSLG	Specifies to get up to log_data_length bytes of data from the SYSLOG (for the given log number as specified by the log_number_or_level parameter). This data is returned in the log_data variable. The returned log contains all available SYSLOG messages, including boot, major error, and CCA messages.
SETLGLVL	Specifies to set the current log level inside the coprocessor to the value specified by the log_number_or_level parameter (4, 8, or 12). A CCA return code greater than or equal to the log level causes a log message to be generated. No data is returned in the log_data variable. If the log level for the coprocessor has never been set in the current boot cycle, it defaults to 12. Where the coprocessor stores a message, depends on the message return code: <ul style="list-style-type: none"> • Return code 4 and return code 8 messages are stored in the CCA log. The CCA log is stored in a volatile message data buffer and is only available for the current boot cycle. • Return code 12 and return code 16 messages are stored in the current boot cycle SYSLOG along with non-CCA messages. In addition to the current boot cycle SYSLOG, there are up to four SYSLOGs maintained from previous boot cycles.
SYSLGLEN	Specifies to return the length of the SYSLOG data buffer in the log_data_length variable (for the given log number specified by the log_number_or_level parameter). No data is returned in the log_data variable.

log_number_or_level

Direction: Input/Output

Type: Integer

A pointer to an integer variable containing the log number or level for the service requested. This parameter may be unused, but must always be declared. [Table 45 on page 188](#) describes the meaning of this parameter for the different requested services.

<i>Table 45. Meaning of log_number_or_level for the requested service (keyword)</i>		
Service requested	Direction	Meaning
CCALGLEN	Input	The value is ignored.
GETCCALG	Input	The value is ignored.
GETLGLVL	Output	This is the current minimum level of CCA return code for which a coprocessor generates a log message. Valid values are 4, 8, or 12.
GETSYSLG	Input	Specifies which of five possible groups of system log message data to retrieve from the coprocessor. See the note at end of the table.
SETLGLVL	Input	Specifies the minimum level of the CCA return code for which a coprocessor is to generate a log message. Valid values are 4, 8, or 12. If the log level is not set, the default is 12. Value CCA return code that generates a log message 4 4, 8, 12, or 16 8 8, 12, or 16 12 12 or 16 (default if log level not set)
SYSLGLEN	Input	Specifies which length of five possible groups of SYSLOG message data to retrieve from the coprocessor. See the note at end of the table.

Note: To process the system log message data from the current boot cycle, specify 0 in the **log_number_or_level** parameter. To process the data from the oldest available boot cycle possible, use a log number of 4. If the log number specifies an empty slot (that is, the coprocessor has not been power-cycled enough times for the given log number to have data yet), no data is returned.

reserved0

Direction: Input/Output

Type: Integer

A pointer to an integer variable. This parameter is reserved for future use. It must be a null pointer or point to a value of 0.

log_data_length

Direction: Input/Output

Type: Integer

A pointer to an integer variable containing the number of bytes in the **log_data** variable, or the maximum number of data bytes available to retrieve for a particular log inside the coprocessor. This

parameter may be unused, but must always be declared. Table 46 on page 189 describes the meaning of this parameter for the different requested services.

<i>Table 46. Meaning of log_data_length for the requested service (keyword)</i>		
Service requested	Direction	Meaning
CCALGLEN	Output	Specifies the maximum number of CCA log data bytes available to retrieve inside the Coprocessor (the log_number_or_level parameter is ignored). No data is returned in the log_data variable.
GETCCALG	Input/Output	<p>On input, this variable specifies the number of bytes available in the log_data variable. On output, the variable is updated to the number of bytes of CCA log data returned in the log_data variable.</p> <p>Note:</p> <ol style="list-style-type: none"> 1. To determine the maximum number of bytes that the current CCA log data buffer contains, use the CCALGLEN keyword. The maximum is less than or equal to 1024. 2. The actual amount of data returned is variable and can be less than the maximum, depending on the amount of log messages issued so far. 3. On input, it is acceptable to specify a value less than the total size of the available CCA log data buffer. On output, the end of the data buffer is truncated as needed. 4. On input, it is acceptable to specify a value greater than the total size of the available CCA log data buffer. On output, the length is adjusted to the total size. 5. Interpretation of the data is defined internally by IBM. The data may or may not be human-readable. The data may contain truncated messages or partial messages that in some way conflict with a given editor.
GETLGLVL	Input	The value is ignored.

Table 46. Meaning of log_data_length for the requested service (keyword) (continued)		
Service requested	Direction	Meaning
GETSYSLG	Input/Output	<p>On input, this variable specifies the number of bytes available in the log_data variable. On output, the variable is updated to the number of bytes of SYSLOG data returned in the log_data variable (for the given log number as specified by the log_number_or_level parameter).</p> <p>Note:</p> <ol style="list-style-type: none"> 1. To determine the maximum number of bytes that the specified SYSLOG data buffer contains, use the SYSLGLEN keyword. The maximum that can be returned is 16384. 2. The actual amount of data returned is variable and can be less than the maximum, depending on the amount of log messages issued so far. 3. On input, it is acceptable to specify a value less than the total size of the available SYSLOG data buffer. On output, the end of the data buffer is truncated as needed. 4. On input, it is acceptable to specify a value greater than the total size of the available SYSLOG data buffer. On output, the length is adjusted to the total size. 5. Interpretation of the data is defined internally by IBM. The data may or may not be human-readable. The data may contain truncated messages or partial messages that in some way conflict with a given editor.
SETLGLVL	Input	The value is ignored.
SYSLGLEN	Output	Specifies the maximum number of SYSLOG data bytes available to retrieve inside the coprocessor (for the given log number as specified by the log_number_or_level parameter). No data is returned in the log_data variable.

log_data**Direction:** Input/Output**Type:** String

A pointer to a string variable containing the returned log data when keyword GETCCALG or GETSYSLG is specified in the rule array. This parameter may be unused, but must always be declared.

reserved1_length**Direction:** Input/Output**Type:** Integer

A pointer to an integer variable containing the number of bytes of data in the **reserved1** variable. This parameter must be a null pointer or point to a value of 0.

reserved1**Direction:** Input/Output**Type:** String

This parameter is a pointer to a string variable. It is reserved for future use.

reserved2_length**Direction:** Input/Output**Type:** Integer

A pointer to an integer variable containing the number of bytes of data in the **reserved2** variable. This parameter must be a null pointer or point to a value of 0.

reserved2**Direction:** Input/Output**Type:** String

This parameter is a pointer to a string variable. It is reserved for future use.

Restrictions

The restrictions for CSUALGQ.

None.

Required commands

The CSUALGQ required commands.

The Log Query verb requires the following commands to be enabled in the active role:

Rule-array keyword	Log number value	Offset	Command
CCALGLEN, GETCCALG	Ignored	X'0035'	Log Query: CCA
GETSYSLG, SYSLGLEN	Ignored	X'0034'	Log Query: System
SETLGLVL	4	X'0036'	Log Query: Set Log Level -4-
	8	X'0037'	Log Query: Set Log Level -8-

Usage notes

Usage notes for CSUALGQ.

None.

JNI version

This verb has a Java Native Interface (JNI) version, which is named CSUALGQJ.

See [“Building Java applications using the CCA JNI”](#) on page 23.

Format

```
public native void CSUALGQ(
    hikmNativeNumber return_code,
    hikmNativeNumber reason_code,
    hikmNativeNumber exit_data_length,
    byte[] exit_data,
    hikmNativeNumber rule_array_count,
    byte[] rule_array,
    hikmNativeNumber log_number_or_level,
    hikmNativeNumber reserved0,
```

```
hikmNativeNumber  log_data_length,  
byte[]            log_data,  
hikmNativeNumber  reserved1_length,  
byte[]            reserved1,  
hikmNativeNumber  reserved2_length,  
byte[]            reserved2);
```

Master Key Process (CSNBMP)

The Master Key Process verb operates on the three master-key registers: new, current, and old.

Use the verb to perform the following services:

- Clear the new and clear the old master-key registers.
- Generate a random master-key value in the new master-key register.
- XOR a clear value as a key part into the new master-key register.
- Set the master key, which transfers the current master-key to the old master-key register, and the new master-key to the current master-key register. It then clears the new master-key register.

You can choose to process either the symmetric or asymmetric registers by specifying the SYM-MK and the ASYM-MK *rule_array* keywords.

Tip: Before starting to load new master-key information, ensure the new master-key register is cleared. Do this by using the CLEAR keyword in the *rule_array*.

To form a master key from key parts in the new master-key register, use the verb several times to complete the following tasks:

- Clear the register, if it is not already clear.
- Load the first key part.
- Load any middle key parts, calling the verb once for each middle key part.
- Load the last key part.
- SET or confirm a master key for which the last key part has been loaded into the new master-key register.

For the SYM-MK, the low-order bit (most right) in each byte of the key is used as parity for the remaining bits in the byte. Each byte of the key part must contain an odd number of '1' bits. Therefore, the low-order bit needs to be turned to '1' or '0' accordingly to make the total number of '1's in the byte an odd number. If this is not the case, a warning is issued. The product maintains odd parity on the accumulated symmetric master-key value.

When the last master key part is entered, this additional processing is performed:

- If any two of the 8-byte parts of the *new* master-key have the same value, a warning is issued. *Do not ignore this warning.* Do not use a key with this property.
- If any of the 8-byte parts of the *new* master-key compares equal to one of the weak DES-keys, the verb fails with return code 8, reason code 703. See “Questionable DES keys” on page 195 for a list of these weak keys. A parity-adjusted version of the asymmetric master-key is used to look for weak keys.

If an AES, DES or PKA key storage exists, the header record of each key storage is updated with the verification pattern of the new, current master key.

Format

The format of CSNBMP.

```
CSNBMP (
    return_code,
    reason_code,
    exit_data_length,
    exit_data,
    rule_array_count,
    rule_array,
    key_part)
```

Parameters

The parameter definitions for CSNBMP.

For the definitions of the *return_code*, *reason_code*, *exit_data_length*, and *exit_data* parameters, see “Parameters common to all verbs” on page 18.

rule_array_count

Direction: Input

Type: Integer

A pointer to an integer variable containing the number of elements in the **rule_array** variable. This value must be 1, 2, or 3.

rule_array

Direction: Input

Type: String array

The *rule_array* parameter is a pointer to a string variable containing an array of keywords. The keywords are eight bytes in length and must be left-aligned and padded on the right with space characters. The **rule_array** keywords are described in Table 48 on page 193.

Table 48. Keywords for Master Key Process control information	
Keyword	Description
Cryptographic component (Optional)	
ADAPTER	Specifies the coprocessor. This is the default.
Master key register class (One, required)	
See Note at the end of this table.	
AES-MK	Specifies operation with the AES master-key registers.
APKA-MK	Specifies operation with the APKA master-key registers.
ASYM-MK	Specifies operation with the asymmetric master-key registers.
SYM-MK	Specifies operation with the symmetric master-key registers.
Master-key process (One, required)	
CLEAR	Specifies to clear the NMK register.
FIRST	Specifies to load the first <i>key_part</i> .
MIDDLE	Specifies to XOR the second, third, or other intermediate <i>key_part</i> into the NMK register.
LAST	Specifies to XOR the last <i>key_part</i> into the NMK register.

Table 48. Keywords for Master Key Process control information (continued)	
Keyword	Description
SET	Specifies to advance the CMK to the OMK register, to advance the NMK to the CMK register, and to clear the NMK register.
<p>Master Key Verification Pattern Algorithm (One, optional).</p> <p>The SET keyword operation takes action inside the CCA host library to obtain a verification pattern over the master key in the New Master Key (NMK) register. The NMK verification pattern is then passed to the CSNBMKP service with the SET keyword. The algorithm used for the verification pattern may be chosen with the keywords below. The use of the other CSNBMKP parameters is not changed by the choice of a keyword from this group and no extra data is returned. Some implementations may choose different methods based on compliance considerations. Valid only with SET.</p>	
CMACZERO	Specifies to use the CMACZERO algorithm, as described for the “Key Test2 (CSNBKYT2)” on page 287 service, for the NMK verification pattern.
ENC-ZERO	Specifies to use the ENC-ZERO algorithm, as described for the “Key Test2 (CSNBKYT2)” on page 287 service, for the NMK verification pattern. Only valid with SYM-MK and ASYM-MK .
LEGACY	Specifies to use the legacy algorithm for the NMK verification pattern. The algorithm used is the default for the “Key Test (CSNBKYT)” on page 283 service with the GENERATE keyword for the chosen master key. This is the default.
<p>Note: The <i>master-key register class</i> is not optional for Linux on Z. There is no default for this environment. If a suitable keyword is not specified, return code 8 with reason code 33 will be returned.</p>	

key_part

Direction: Input
Type: String

A pointer to a string variable containing a 168-bit or 192-bit clear key-part used when you specify one of the keywords FIRST, MIDDLE, or LAST. If you use the CLEAR or SET keywords, the information in the variable is ignored, but you must declare the variable.

Restrictions

The restrictions for CSNBMKP.

General restrictions:

- You must set up the groups for the users who will be loading the master keys to the cards. Each part of the load process is owned by a different Linux group created by the RPM install procedure, and verified in the host library implementing the API allowing master key processing. To complete a specific step, the user must have membership in the proper group. See `Master key load (Step “7” on page 1339)`.
- When writing your own application using this verb, you must link it with the `/usr/lib64/libcsulccamk.so` library.

Required commands

The CSNBMKP required commands.

This verb requires the following commands to be enabled in the active role based on the master-key class and master-key operation:

Master-key operation	Master-key class	Offset	Command
CLEAR	AES-MK SYM-MK ASYM-MK APKA-MK	X'0124' X'0032' X'0060' X'031F'	AES Master Key - Clear new master key register DES Master Key - Clear new master key register RSA Master Key - Clear new master key register ECC Master Key - Clear new master key register
FIRST	AES-MK SYM-MK ASYM-MK APKA-MK	X'0125' X'0018' X'0053' X'0320'	AES Master Key - Load first key part DES Master Key - Load first key part RSA Master Key - Load first key part ECC Master Key - Load first key part
MIDDLE or LAST	AES-MK SYM-MK ASYM-MK APKA-MK	X'0126' X'0019' X'0054' X'0321'	AES Master Key - Combine key parts DES Master Key - Combine key parts RSA Master Key - Combine key parts ECC Master Key - Combine key parts
SET	AES-MK SYM-MK ASYM-MK APKA-MK	X'0128' X'001A' X'0057' X'0322'	AES Master Key - Set master key DES Master Key - Set master key RSA Master Key - Set master key ECC Master Key - Set master key

Usage notes

Usage notes for CSNBMP.

This verb is not impacted by the AUTOSELECT option. See [“Verbs that ignore AUTOSELECT”](#) on page 10 for more information.

Questionable DES keys

These keys are considered questionable DES keys, and so should probably not be used when entering SYM-MK or ASYM-MK master keys.

```

01 01 01 01 01 01 01 01 /* weak */
FE FE FE FE FE FE FE FE /* weak */
1F 1F 1F 1F 0E 0E 0E 0E /* weak */
E0 E0 E0 E0 F1 F1 F1 F1 /* weak */
01 FE 01 FE 01 FE 01 FE /* semi-weak */
FE 01 FE 01 FE 01 FE 01 /* semi-weak */
1F E0 1F E0 0E F1 0E F1 /* semi-weak */
E0 1F E0 1F F1 0E F1 0E /* semi-weak */
01 E0 01 E0 01 F1 01 F1 /* semi-weak */
E0 01 E0 01 F1 01 F1 01 /* semi-weak */
1F FE 1F FE 0E FE 0E FE /* semi-weak */
FE 1F FE 1F FE 0E FE 0E /* semi-weak */
01 1F 01 1F 01 0E 01 0E /* semi-weak */
1F 01 1F 01 0E 01 0E 01 /* semi-weak */
E0 FE E0 FE F1 FE F1 FE /* semi-weak */
FE E0 FE E0 FE F1 FE F1 /* semi-weak */
1F 1F 01 01 0E 0E 01 01 /* possibly semi-weak */
01 1F 1F 01 01 0E 0E 01 /* possibly semi-weak */
1F 01 01 1F 0E 01 01 0E /* possibly semi-weak */
01 01 1F 1F 01 01 0E 0E /* possibly semi-weak */
E0 E0 01 01 F1 F1 01 01 /* possibly semi-weak */
FE FE 01 01 FE FE 01 01 /* possibly semi-weak */
FE E0 1F 01 FE F1 0E 01 /* possibly semi-weak */
E0 FE 1F 01 F1 FE 0E 01 /* possibly semi-weak */
FE E0 01 1F FE F1 01 0E /* possibly semi-weak */
E0 FE 01 1F F1 FE 01 0E /* possibly semi-weak */
E0 E0 1F 1F F1 F1 0E 0E /* possibly semi-weak */
FE FE 1F 1F FE FE 0E 0E /* possibly semi-weak */
FE 1F E0 01 FE 0E F1 01 /* possibly semi-weak */

```

Random Number Tests (CSUARNT)

```
E0 1F FE 01 F1 0E FE 01 /* possibly semi-weak */
FE 01 E0 1F FE 01 F1 0E /* possibly semi-weak */
E0 01 FE 1F F1 01 FE 0E /* possibly semi-weak */
01 E0 E0 01 01 F1 F1 01 /* possibly semi-weak */
1F FE E0 01 0E FE F1 01 /* possibly semi-weak */
1F E0 FE 01 0E F1 FE 01 /* possibly semi-weak */
01 FE FE 01 01 FE FE 01 /* possibly semi-weak */
1F E0 E0 1F 0E F1 F1 0E /* possibly semi-weak */
01 FE E0 1F 01 FE F1 0E /* possibly semi-weak */
01 E0 FE 1F 01 F1 FE 0E /* possibly semi-weak */
1F FE FE 1F 0E FE FE 0E /* possibly semi-weak */
E0 01 01 E0 F1 01 01 F1 /* possibly semi-weak */
FE 1F 01 E0 FE 0E 01 F1 /* possibly semi-weak */
FE 01 1F E0 FE 01 0E F1 /* possibly semi-weak */
E0 1F 1F E0 F1 0E 0E F1 /* possibly semi-weak */
FE 01 01 FE FE 01 01 FE /* possibly semi-weak */
E0 1F 01 FE F1 0E 01 FE /* possibly semi-weak */
E0 01 1F FE F1 01 0E FE /* possibly semi-weak */
FE 1F 1F FE FE 0E 0E FE /* possibly semi-weak */
1F FE 01 E0 E0 FE 01 F1 /* possibly semi-weak */
01 FE 1F E0 01 FE 0E F1 /* possibly semi-weak */
1F E0 01 FE 0E F1 01 FE /* possibly semi-weak */
01 E0 1F FE 01 F1 0E FE /* possibly semi-weak */
01 01 E0 E0 01 01 F1 F1 /* possibly semi-weak */
1F 1F E0 E0 0E 0E F1 F1 /* possibly semi-weak */
1F 01 FE E0 0E 01 FE F1 /* possibly semi-weak */
01 1F FE E0 01 0E FE F1 /* possibly semi-weak */
1F 01 E0 FE 0E 01 F1 FE /* possibly semi-weak */
01 1F E0 FE 01 E0 F1 FE /* possibly semi-weak */
01 01 FE FE 01 01 FE FE /* possibly semi-weak */
1F 1F FE FE 0E 0E FE FE /* possibly semi-weak */
FE FE E0 E0 FE FE F1 F1 /* possibly semi-weak */
E0 FE FE E0 F1 FE FE F1 /* possibly semi-weak */
FE E0 E0 FE FE F1 F1 FE /* possibly semi-weak */
E0 E0 FE FE F1 F1 FE FE /* possibly semi-weak */
```

JNI version

This verb has a Java Native Interface (JNI) version, which is named CSNBMPJ.

See [“Building Java applications using the CCA JNI”](#) on page 23.

Format

```
public native void CSNBMPJ(
    hikmNativeNumber return_code,
    hikmNativeNumber reason_code,
    hikmNativeNumber exit_data_length,
    byte[] exit_data,
    hikmNativeNumber rule_array_count,
    byte[] rule_array,
    byte[] key_part);
```

Random Number Tests (CSUARNT)

The Random Number Tests verb invokes the USA NIST FIPS PUB 140-1 specified cryptographic operational tests.

These tests, selected by a *rule_array* keyword, consist of:

- Tests of the random-number generation output using procedures specified in *The NIST SP 800-90A Deterministic Random Bit Generator Validation System (DRBGVS)*.
- Known-answer tests for periodic testing of cryptographic functions of DES encryption and decryption, RSA encryption and decryption, HMAC and SHA-1 hashing.
- Known-answer tests for AES Galois/Counter Mode (GCM).

The tests are performed three times. If there is any test failure, the verb returns return code 4 and reason code 1.

Format

The format of CSUARNT.

```
CSUARNT(
    return_code,
    reason_code,
    exit_data_length,
    exit_data,
    rule_array_count,
    rule_array)
```

Parameters

The parameter definitions for CSUARNT.

For the definitions of the *return_code*, *reason_code*, *exit_data_length*, and *exit_data* parameters, see [“Parameters common to all verbs” on page 18](#).

rule_array_count

Direction: Input

Type: Integer

A pointer to an integer variable containing the number of elements in the **rule_array** parameter. This value must be 1.

rule_array

Direction: Input

Type: String array

A pointer to a string variable containing an array of keywords. The keywords are eight bytes in length and must be left-aligned and padded on the right with space characters. The **rule_array** keywords are described in [Table 49 on page 197](#).

Keyword	Description
Test selection (One required).	
FIPS-RNT	Perform the FIPS 140-1 specified test on the random number generation output.
KAT	Perform the FIPS 140-1 specified known-answer tests on DES, RSA, and SHA-1.
KAT2	Specifies to perform known-answer tests of AES GCM functions.

Restrictions

The restrictions for CSUARNT.

None.

Required commands

The CSUARNT required commands.

None.

Usage notes

Usage notes for CSUARNT.

This verb is not impacted by the AUTOSELECT option. See [“Verbs that ignore AUTOSELECT” on page 10](#) for more information.

JNI version

This verb has a Java Native Interface (JNI) version, which is named CSUARNTJ.

See [“Building Java applications using the CCA JNI” on page 23](#).

Format

```
public native void CSUARNTJ(  
    hikmNativeNumber    return_code,  
    hikmNativeNumber    reason_code,  
    hikmNativeNumber    exit_data_length,  
    byte[]               exit_data,  
    hikmNativeNumber    rule_array_count,  
    byte[]               rule_array);
```

Chapter 8. Managing AES, DES, and HMAC cryptographic keys

A group of verbs that generate and maintain AES, DES, and HMAC cryptographic keys.

Using CCA, you can generate keys using the Key Generate verb. CCA provides a number of verbs to assist you in managing and distributing AES, DES, and HMAC keys, generating random numbers, and maintaining the key storage files.

The following verbs are described:

- [“Clear Key Import \(CSNBCKI\)” on page 200](#)
- [“Multiple Clear Key Import \(CSNBCKM\)” on page 372](#)
- [“Control Vector Generate \(CSNBCVG\)” on page 201](#)
- [“Control Vector Translate \(CSNBCVT\)” on page 207](#)
- [“Cryptographic Variable Encipher \(CSNBCVE\)” on page 210](#)
- [“Data Key Export \(CSNBDKX\)” on page 212](#)
- [“Data Key Import \(CSNBDKM\)” on page 213](#)
- [“Diversified Key Generate \(CSNBDKG\)” on page 215](#)
- [“Diversified Key Generate2 \(CSNBDKG2\)” on page 222](#)
- [“Diversify Directed Key \(CSNBDDK\)” on page 228](#)
- [“EC Diffie-Hellman \(CSNDEDH\)” on page 232](#)
- [“Key Export \(CSNBKEX\)” on page 246](#)
- [“Key Generate \(CSNBKGN\)” on page 248](#)
- [“Key Generate2 \(CSNBKGN2\)” on page 258](#)
- [“Key Import \(CSNBKIM\)” on page 272](#)
- [“Key Part Import \(CSNBKPI\)” on page 275](#)
- [“Key Part Import2 \(CSNBKPI2\)” on page 279](#)
- [“Key Test \(CSNBKYT\)” on page 283](#)
- [“Key Test2 \(CSNBKYT2\)” on page 287](#)
- [“Key Test Extended \(CSNBKYTX\)” on page 293](#)
- [“Key Token Build \(CSNBKTB\)” on page 297](#)
- [“Key Token Build2 \(CSNBKTB2\)” on page 303](#)
- [“Key Token Change \(CSNBKTC\)” on page 345](#)
- [“Key Token Change2 \(CSNBKTC2\)” on page 348](#)
- [“Key Token Parse \(CSNBKTP\)” on page 350](#)
- [“Key Token Parse2 \(CSNBKTP2\)” on page 354](#)
- [“Key Translate \(CSNBKTR\)” on page 364](#)
- [“Key Translate2 \(CSNBKTR2\)” on page 366](#)
- [“PKA Decrypt \(CSNDPKD\)” on page 374](#)
- [“PKA Encrypt \(CSNDPKE\)” on page 378](#)
- [“Prohibit Export \(CSNBPEX\)” on page 381](#)
- [“Prohibit Export Extended \(CSNBPEXX\)” on page 383](#)
- [“Restrict Key Attribute \(CSNBRKA\)” on page 384](#)
- [“Random Number Generate \(CSNBRNG\)” on page 388](#)

Clear Key Import (CSNBCKI)

- [“Random Number Generate Long \(CSNBRNGL\)” on page 389](#)
- [“Symmetric Key Export \(CSNDSYX\)” on page 404](#)
- [“Symmetric Key Export with Data \(CSNDSXD\)” on page 409](#)
- [“Symmetric Key Generate \(CSNDSYG\)” on page 413](#)
- [“Symmetric Key Import \(CSNDSYI\)” on page 418](#)
- [“Symmetric Key Import2 \(CSNDSYI2\)” on page 422](#)
- [“Unique Key Derive \(CSNBUKD\)” on page 434](#)

Clear Key Import (CSNBCKI)

Use the Clear Key Import verb to import a clear DATA key that is to be used to encipher or decipher data.

This verb can import only DATA keys. The Clear Key Import verb accepts an 8-byte clear DATA key, enciphers it under the master key, and returns the encrypted DATA key in operational form in an internal key token.

If the clear key value does not have odd parity in the low-order bit of each byte, the verb returns a warning value in the *reason_code* parameter. This verb does not adjust the parity of the key.

Note: To import 16-byte or 24-byte DATA keys, use the Multiple Clear Key Import verb that is described in [“Multiple Clear Key Import \(CSNBCKM\)” on page 372](#).

Format

The format of CSNBCKI.

```
CSNBCKI(
    return_code,
    reason_code,
    exit_data_length,
    exit_data,
    clear_key,
    target_key_identifier)
```

Parameters

The parameter definitions for CSNBCKI.

For the definitions of the *return_code*, *reason_code*, *exit_data_length*, and *exit_data* parameters, see [“Parameters common to all verbs” on page 18](#).

clear_key

Direction: Input

Type: String

The *clear_key* specifies the 8-byte clear key value to import.

target_key_identifier

Direction: Input/Output

Type: String

A 64-byte string that is to receive the internal key token. [“Key tokens, key labels, and key identifiers” on page 19](#) describes the internal key token.

Restrictions

The restrictions for CSNBCKI.

None.

Required commands

The CSNBCKI required commands.

This verb requires the **Clear Key Import/Multiple Clear Key Import - DES** command (offset X'00C3') to be enabled in the active role.

Note: A role with offset X'00C3' enabled can also use the Multiple Clear Key Import verb with the DES algorithm.

Usage notes

Usage notes for CSNBCKI.

None.

JNI version

This verb has a Java Native Interface (JNI) version, which is named CSNBCKIJ.

See [“Building Java applications using the CCA JNI” on page 23](#).

Format

```
public native void CSNBCKIJ(
    hikmNativeNumber    return_code,
    hikmNativeNumber    reason_code,
    hikmNativeNumber    exit_data_length,
    byte[]               exit_data,
    byte[]               clear_key,
    byte[]               target_key_identifier);
```

Control Vector Generate (CSNBCVG)

The Control Vector Generate verb builds a control vector from keywords specified by the *key_type* and *rule_array* parameters.

Format

The format of CSNBCVG.

```
CSNBCVG(
    return_code,
    reason_code,
    exit_data_length,
    exit_data,
    key_type,
    rule_array_count,
    rule_array,
    reserved,
    control_vector)
```

Parameters

The parameter definitions for CSNBCVG.

For the definitions of the *return_code*, *reason_code*, *exit_data_length*, and *exit_data* parameters, see [“Parameters common to all verbs” on page 18](#).

Control Vector Generate (CSNBCVG)

key_type

Direction: Input

Type: String

A string variable containing a keyword for the key type. The keyword is eight bytes in length, left-aligned, and padded on the right with space characters. It is taken from the following list:

CIPHER	CVARXCVL	DKYGENKY	MAC
CIPHERXI	CVARXCVR	ENCIPHER	MACVER
CIPHERXL	DATA	EXPORTER	OKEYXLAT
CIPHERXO	DATAC	IKEYXLAT	OPINENC
CVARDEC	DATAM	IMPORTER	PINGEN
CVARENC	DATAMV	IPINENC	PINVER
CVARPINE	DECIPHER	KEYGENKY	SECMMSG

For information on the meaning of the key types, see [Table 6 on page 41](#).

rule_array_count

Direction: Input

Type: Integer

A pointer to an integer variable containing the number of elements in the *rule_array* variable.

rule_array

Direction: Input

Type: String array

Keywords that provide control information to the verb. Each keyword is left-aligned in 8-byte fields, and padded on the right with blanks. All keywords must be in contiguous storage. “[Key Token Build \(CSNBKTB\)](#)” on [page 297](#) illustrates the key type and key usage keywords that can be combined in the Control Vector Generate and Key Token Build verbs to create a control vector.

See “[DES key usage restrictions](#)” on [page 44](#) for the key usage keywords that can be specified for a given key type. The **rule_array** keywords are described in [Table 50 on page 202](#).

<i>Table 50. Keywords for Control Vector Generate control information</i>	
Keyword	Description
Key usage keywords: These keywords allow the key to be use with a callable service, restrict the key to a single algorithm, or allow the key to be used for a specific function (One, required)	
<i>Key encrypting keys</i>	
OPIM	IMPORTER keys that have this attribute can be used in the CSNBKGN service when the key form is OPIM.
IMEX	IMPORTER and EXPORTER keys that have this attribute can be used in the CSNBKGN service when the key form is IMEX.
IMIM	IMPORTER keys that have this attribute can be used in the CSNBKGN service when the key form is IMIM.
IMPORT	IMPORTER keys that have this attribute can be used to import a key in the CSNBKIM service.
OPEX	EXPORTER keys that have this attribute can be used in the CSNBKGN service when the key form is OPEX.
EXEX	EXPORTER keys that have this attribute can be used in the CSNBKGN service when the key form is EXEX.

<i>Table 50. Keywords for Control Vector Generate control information (continued)</i>	
Keyword	Description
EXPORT	EXPORTER keys that have this attribute can be used to export a key in the CSNBKEX service.
XLATE	IMPORTER and EXPORTER keys that have this attribute can be used in the CSNBKTR and CSNBKTR2 services.
ANY	This key attribute has been discontinued. Its usage is allowed for backward compatibility reasons only.
NOT-KEK	This key attribute has been discontinued. Its usage is allowed for backward compatibility reasons only.
DATA	This key attribute has been discontinued. Its usage is allowed for backward compatibility reasons only.
LMTD-KEK	This key attribute has been discontinued. Its usage is allowed for backward compatibility reasons only.
<i>MAC keys</i>	
ANY-MAC	A key with this attribute can be used with any service that uses MAC keys.
CVVKEY-A	Restricts the usage of the key to single-length key-A key or double-length key-A and key-B keys for the CSNBCSG and CSNBCSV services.
CVVKEY-B	Restricts the usage of the key to single-length key-B key for the CSNBCSG and CSNBCSV services.
AMEX-CSC	This key attribute has been discontinued. Its usage is allowed for backward compatibility reasons only.
ANSIX9.9	This key attribute has been discontinued. Its usage is allowed for backward compatibility reasons only.
<i>Data operation keys</i>	
When the key type is SECMSG, either SMKEY or SMPIN must be specified in the rule_array.	
SMKEY	A key with this attribute can be used to encrypt keys in an EMV secure message.
SMPIN	A key with this attribute can be used to encrypt PINs in an EMV secure message.
<i>PIN keys</i>	
NO-SPEC	The key is not restricted to a specific PIN-calculation method.
IBM-PIN	The key can be used with the IBM 3624 PIN-calculation method.
IBM-PINO	The key can be used with the IBM 3624 PIN-calculation method with offset processing.
GBP-PIN	The key can be used with the IBM German Bank Pool PIN-calculation method.
GBP-PINO	The key can be used with the IBM German Bank Pool PIN-calculation method with institution-PIN input or output.
VISA-PVV	The key can be used with the Visa PVV PIN-calculation method.
INBK-PIN	The key can be used with the InterBank PIN-calculation method.
NOOFFSET	Indicates that a PINGEN or PINVER key cannot be used to generate or verify of a PIN when an offset process is requested.
CPINGEN	The key can be used with the CSNBPGN service.
CPINGENA	The key can be used with the CSNBCPA service.

<i>Table 50. Keywords for Control Vector Generate control information (continued)</i>	
Keyword	Description
EPINGEN	The key can be used with the CSNBEPG service.
EPINVER	The key can be used with the CSNBPVR service.
CPINENC	The key can be used with the CSNBCPE service.
REFORMAT	The key can be used with the CSNBPTR service in the REFORMAT mode.
TRANSLAT	The key can be used with the CSNBPTR service in the TRANSLATE mode.
EPINGENA	This key attribut has been discontinued. Its usage is allowed for backward compatibility reasons only.
<i>Key-generating keys</i>	
When the key type is KEYGENKY, either CLR8-ENC or UKPT must be specified in the rule array.	
CLR8-ENC	The key can be used to multiply-encrypt 8 bytes of clear data with a generating key.
DALL	The key can be used to generate keys with the following key types: DATA, DATAC, DATAM, DATAMV, DMKEY, DMPIN, EXPORTER, IKEYXLAT, IMPORTER, MAC, MACVER, OKEYXLAT, and PINVER.
DDATA	The key can be used to generate a single-length or double-length DATA or DATAC key.
DEXP	The key can be used to generate an EXPORTER or an OKEYXLAT key.
DIMP	The key can be used to generate an IMPORTER or an IKEYXLAT key.
DMAC	The key can be used to generate a MAC or DATAM key.
DMKEY	The key can be used to generate a SECMSG with a SMKEY secure messaging key for encrypting keys.
DMPIN	The key can be used to generate a SECMSG with a SMPIN secure messaging key for encrypting PINs.
DMV	The key can be used to generate a MACVER or DATAMV key.
DPVR	The key can be used to generate a PINVER key.
DKYL0	A DKYGENKY key with this subtype can be used to generate a key based on the key-usage bits.
DKYL1	A DKYGENKY key with this subtype can be used to generate a DKYGENKY key with a subtype of DKYL0.
DKYL2	A DKYGENKY key with this subtype can be used to generate a DKYGENKY key with a subtype of DKYL1.
DKYL3	A DKYGENKY key with this subtype can be used to generate a DKYGENKY key with a subtype of DKYL2.
DKYL4	A DKYGENKY key with this subtype can be used to generate a DKYGENKY key with a subtype of DKYL3.
DKYL5	A DKYGENKY key with this subtype can be used to generate a DKYGENKY key with a subtype of DKYL4.
DKYL6	A DKYGENKY key with this subtype can be used to generate a DKYGENKY key with a subtype of DKYL5.
DKYL7	A DKYGENKY key with this subtype can be used to generate a DKYGENKY key with a subtype of DKYL6.

<i>Table 50. Keywords for Control Vector Generate control information (continued)</i>	
Keyword	Description
UKPT	The key can be used to derive operational keys.
<i>Key management keywords</i>	
These keywords are valid with all key types. The keywords are used to allow or disallow key management functions.	
<i>Key lengths</i>	
MIXED	Indicates that the key can be either a replicated single-length key or a double-length key with two different, random 8-byte values.
SINGLE, KEYLN8	Specifies the key as a single-length key.
DOUBLE, KEYLN16	Specifies the key as a double-length key.
DOUBLE-O	Specifies the key as a double-length key with guaranteed different key values.
TRIPLE	Specifies the key as a triple-length Triple-DES key; (see Note “5” on page 205).
TRIPLE-O	Specifies the key as a triple-length Triple-DES key that has key parts guaranteed unique; (see Note “5” on page 205).
<i>Miscellaneous attributes</i>	
COMP-TAG	The key can be used with PCI-HSM compliant applications.
ENH-ONLY	Prohibits the key from being wrapped with the legacy method after it has been wrapped with the enhanced method.
KEY-PART	Specifies the control vector is for a key part.
NO-XPORT	Prohibits the key from being exported by Key Export or Data Key Export.
NOCMPTAG	The key cannot be used with PCI-HSM compliant applications.
NOT31XPT	Prohibits the key from being exported by the Key Export to TR31 verb.
T31XPTOK	Permits the key to be exported by the Key Export to TR31 verb.
XPORT-OK	Permits the key to be exported by Key Export or Data Key Export. Also permits the key to be exported by the Key Export to TR31 verb, unless NOT31XPT is enabled.

Note:

1. When the KEYGENKY key type is coded, either CLR8-ENC or UKPT must be specified in *rule_array*.
2. When the SECMSG *key_type* is coded, either SMKEY or SMPIN must be specified in the *rule_array*.
3. Keyword ENH-ONLY was introduced with CCA 4.1.0.
4. The **DOUBLE-O** keyword and, beginning with Release 5.4 and Release 6.2, the **TRIPLE-O** keyword sets the control vector bit 40 of the key form bits to B'1'. When CV bit 40 is set to B'1', the key halves of a double-length key and the key parts of a triple-length key (ignoring parity bits) are guaranteed to be unique. A double-length key with replicated key halves has an effective key length of single. A triple-length key with replicated key parts can have an effective key length of double (that is, the left and right 56-bit key parts are equal, and the middle 56-bit key part is unique) or single (that is, the left key part and middle key part are equal, or the middle key part and right key part are equal, or the left, middle, and right key parts are equal).
5. The DATA key type has more than one default based on the key length. The following describes how to build each default DATA control vector (as shown in “Control vector table” on page 1191):

Control Vector Generate (CSNBCVG)

- For internal single-length, specify no rule-array keywords, or specify **SINGLE** or **KEYLN8**.
- For internal double-length, specify **DOUBLE**, **KEYLN16**, or **MIXED**.
- For external single-length, use the Key Token Build verb and specify rule-array keywords of **EXTERNAL**, **DES**, and either **SINGLE**, or **KEYLN8**.
- For external double-length, use the Key Token Build verb, specify rule-array keywords of **EXTERNAL**, **DES**, and either **DOUBLE**, **KEYLN16**, or **MIXED**.
- For internal triple-length (Release 5.4 or later and Release 6.2 or later), specify **TRIPLE**.
- For external triple-length (Release 5.4 or later and Release 6.2 or later), use the Key Token Build verb, specify rule-array keywords of **EXTERNAL**, **DES**, and **TRIPLE**.

reserved

Direction: Input

Type: String

The *reserved* parameter must be a variable of eight bytes of X'00'.

control_vector

Direction: Output

Type: String

A 16-byte string variable in application storage where the verb returns the generated control vector.

Restrictions

The restrictions for CSNBCVG.

- Three-key Triple-DES keys are not supported in releases before Release 5.4 and Release 6.2.
- **TRIPLE**, **TRIPLE-O**, **ZEROCV24**, and **WRAPENH2** rule array keywords are not supported in releases before Release 5.4 and Release 6.2.
- Support for three-key Triple-DES keys is not available in releases before Release 5.4 and Release 6.2. Beginning with Release 5.4 and Release 6.2, this verb supports triple-length DES keys. For a list of supported triple-length TDES key types, see [Table 10 on page 67](#).

Required commands

The CSNBCVG required commands.

None.

Usage notes

Usage notes for CSNBCVG.

See [Table 8 on page 45](#) for an illustration of key type and key usage keywords that can be combined in the Control Vector Generate and Key Token Build callable services to create a control vector..

JNI version

This verb has a Java Native Interface (JNI) version, which is named CSNBCVGJ.

See [“Building Java applications using the CCA JNI” on page 23](#).

Format

```
public native void CSNBCVGJ(  
    hikmNativeNumber return_code,  
    hikmNativeNumber reason_code,
```

```

hikmNativeNumber exit_data_length,
byte[]           exit_data,
byte[]           key_type,
hikmNativeNumber rule_array_count,
byte[]           rule_array,
byte[]           reserved,
byte[]           control_vector);

```

Control Vector Translate (CSNBCVT)

The Control Vector Translate verb changes the control vector used to encipher an external DES key.

Detailed information about control vectors and how to use this verb can be found in [Chapter 22, “Control vectors and changing control vectors with the Control Vector Translate verb,”](#) on page 1191.

Format

The format of CSNBCVT.

```

CSNBCVT(
    return_code,
    reason_code,
    exit_data_length,
    exit_data,
    kek_key_identifier,
    source_key_token,
    array_key_left_identifier,
    mask_array_left,
    array_key_right_identifier,
    mask_array_right,
    rule_array_count,
    rule_array,
    target_key_token)

```

Parameters

The parameter definitions for CSNBCVT.

For the definitions of the *return_code*, *reason_code*, *exit_data_length*, and *exit_data* parameters, see [“Parameters common to all verbs”](#) on page 18.

kek_key_identifier

Direction: Input

Type: String

A pointer to a string variable containing an operational key-token or the key label of an operational key-token record containing the key-encrypting key. The control vector in the key token must specify the key type IMPORTER, EXPORTER, IKEYXLAT, or OKEYXLAT.

source_key_token

Direction: Input

Type: String

A pointer to a string variable containing the external DES key-token with the key and control vector to be processed.

array_key_left_identifier

Direction: Input

Type: String

Control Vector Translate (CSNBCVT)

A pointer to a string variable containing an operational DES key-token or a key label of an operational DES key-token record that deciphers the left mask-array. The key token must contain a control vector specifying a CVARXCVL key-type. The CVARXCVL key must be single length.

mask_array_left

Direction: Input
Type: String

A pointer to a string variable containing the mask array enciphered under the left-array key.

array_key_right_identifier

Direction: Input
Type: String

A pointer to a string variable containing an operational DES key-token or the key label of an operational DES key-token record that deciphers the right mask-array. The key token must contain a control vector specifying a CVARXCVR key-type. The CVARXCVR key must be single length.

mask_array_right

Direction: Input
Type: String

A pointer to a string variable containing the mask array enciphered under the right-array key.

rule_array_count

Direction: Input
Type: Integer

A pointer to an integer variable containing the number of elements in the *rule_array* variable. This value must be 0, 1, or 2.

rule_array

Direction: Input
Type: String array

A pointer to a string variable containing an array of keywords. The keywords are eight bytes in length and must be left-aligned and padded on the right with space characters. The *rule_array* keywords are described in [Table 51](#) on [page 208](#).

Keyword	Description
Parity adjustment (One, optional)	
ADJUST	Ensures that all target-key bytes have odd parity. This is the default.
NOADJUST	Prevents the parity of the target key from being altered.
Key half processing mode (One, optional)	
LEFT	Causes an 8-byte source key, or the left half of a 16-byte source key, to be processed with the result placed into both halves of the target key. This is the default.
RIGHT	Causes the right half of a 16-byte source key to be processed with the result placed into only the right half of the target key. The left half of the target key is unchanged.

Table 51. Keywords for Control Vector Translate control information (continued)	
Keyword	Description
BOTH	Causes both halves of a 16-byte source key to be processed with the result placed into corresponding halves of the target key. When you use the BOTH keyword, the mask array must be able to validate the translation of both halves.
SINGLE	Causes the left half of the source key to be processed with the result placed into only the left half of the target. The right half of the target key is unchanged.

target_key_token**Direction:** Input/Output**Type:** String

A pointer to a string variable containing an external DES key-token with the new control vector. This key token contains the key halves with the new control vector.

Restrictions

The restrictions for CSNBCVT.

As of CCA 5.4 and CCA 6.2, this verb supports 3-key TDES keys. For this service only triple-length TDES key encrypting keys (KEKs) identified by the **KEK_key_identifier** parameter are supported.

Required commands

The CSNBCVT required commands.

This verb requires the **Control Vector Translate** command (offset X'00D6') to be enabled in the active role.

Usage notes

Usage notes for CSNBCVT.

Consider that Control Vector Translate represents the capability to translate, by definition, the limitations on the operations that a key can be used for, into a different set of limitations. The control vector is the heart of security against the misuse of keys that were defined for a specific purpose. The masks that control what the key can be translated into being able to do (the right and left masks) are themselves single-length (8-byte), and are encrypted with DES. Therefore, the protection against translating the key to have more power (or less power) than it did before are protected with single-DES. This reduces the security (somewhat) of a double-length DES key. You cannot decrypt the double-length key with this approach, or gain access to a key that you did not otherwise have the rights to use. But you can make a key which you already have access to, on a system you already have access to, more powerful than it was before if you can break single-DES.

JNI version

This verb has a Java Native Interface (JNI) version, which is named CSNBCVTJ.

See [“Building Java applications using the CCA JNI” on page 23](#).

Format

```
public native void CSNBCVTJ(
    hikmNativeNumber return_code,
    hikmNativeNumber reason_code,
    hikmNativeNumber exit_data_length,
    byte[]            exit_data,
    byte[]            kek_key_identifier,
    byte[]            source_key_token,
```

Cryptographic Variable Encipher (CSNBCVE)

```
byte[]      array_key_left,  
byte[]      mask_array_left,  
byte[]      array_key_right,  
byte[]      mask_array_right,  
hikmNativeNumber rule_array_count,  
byte[]      rule_array,  
byte[]      target_key_token);
```

Cryptographic Variable Encipher (CSNBCVE)

This verb is used to encrypt plaintext using a CVARENC key to produce ciphertext using the Cipher Block Chaining (CBC) method.

The plaintext must be a multiple of eight bytes in length.

Specify the following parameters to encrypt plaintext:

- An operational DES key-token or a key label of an operational DES key-token record that contains the key to be used to encrypt the plaintext with the *c_variable_encrypting_key_identifier* parameter. The control vector in the key token must specify the CVARENC key-type.
- The length of the plaintext, which is the same as the length of the returned ciphertext, with the *text_length* parameter. The plaintext must be a multiple of eight bytes in length.
- The plaintext with the *plaintext* parameter.
- The initialization vector with the *initialization_vector* parameter.
- A variable for the returned ciphertext with the *ciphertext* parameter. The length of this field is specified with the *text_length* variable.

This verb does the following:

- Uses the CVARENC key and the initialization value with the CBC method to encrypt the plaintext.
- Returns the encrypted plaintext in the variable pointed to by the *ciphertext* parameter.

Format

The format of CSNBCVE.

```
CSNBCVE(  
    return_code,  
    reason_code,  
    exit_data_length,  
    exit_data,  
    c_variable_encrypting_key_identifier,  
    text_length,  
    plain_text,  
    initialization_vector,  
    cipher_text)
```

Parameters

The parameter definitions for CSNBCVE.

For the definitions of the *return_code*, *reason_code*, *exit_data_length*, and *exit_data* parameters, see “Parameters common to all verbs” on page 18.

c_variable_encrypting_key_identifier

Direction: Input

Type: String

A pointer to a string variable containing an operational DES key-token or a key label of an operational DES key-token record. The key token must contain a control vector that specifies a CVARENC key-type.

text_length**Direction:** Input**Type:** Integer

A pointer to an integer variable containing the length of the *plain_text* variable and the *cipher_text* variable.

plain_text**Direction:** Input**Type:** String

A pointer to is a string variable containing the plaintext to be encrypted.

initialization_vector**Direction:** Input**Type:** String

A pointer to a string variable containing the 8-byte initialization vector that the verb uses in encrypting the plaintext.

cipher_text**Direction:** Output**Type:** String

A pointer to a string variable containing the ciphertext returned by the verb.

Restrictions

The restrictions for CSNBCVE.

The text length must be a multiple of eight bytes.

The minimum length of text that the security server can process is eight bytes and the maximum is 256 bytes.

Required commands

The required commands for CSNBCVE.

This verb requires the **Cryptographic Variable Encipher** command (offset X'00DA') to be enabled in the active role.

Usage notes

Usage notes for CSNBCVE.

None.

JNI version

This verb has a Java Native Interface (JNI) version, which is named CSNBCVEJ.

See [“Building Java applications using the CCA JNI” on page 23](#).

Format

```
public native void CSNBCVEJ(
    hikmNativeNumber return_code,
```

Data Key Export (CSNBDKX)

```
hikmNativeNumber reason_code,  
hikmNativeNumber exit_data_length,  
byte[]           exit_data,  
byte[]           c_variable_encrypting_key_identifier,  
hikmNativeNumber text_length,  
byte[]           plain_text,  
byte[]           initialization_vector,  
byte[]           cipher_text);
```

Data Key Export (CSNBDKX)

Use the Data Key Export verb to re-encipher a data-encrypting key (key type of DATA only) from encryption under the master key to encryption under an exporter key-encrypting key.

The re-enciphered key is in a form suitable for export to another system.

The Data Key Export verb generates a key token with the same key length as the input token's key.

Format

The format of CSNBDKX.

```
CSNBDKX(  
    return_code,  
    reason_code,  
    exit_data_length,  
    exit_data,  
    source_key_identifier,  
    exporter_key_identifier,  
    target_key_identifier)
```

Parameters

The parameter definitions for CSNBDKX.

For the definitions of the *return_code*, *reason_code*, *exit_data_length*, and *exit_data* parameters, see [“Parameters common to all verbs”](#) on page 18.

source_key_identifier

Direction: Input/Output

Type: String

A 64-byte string for an internal key token or label that contains a *data-encrypting* key to be re-enciphered. The data-encrypting key is encrypted under the master key.

exporter_key_identifier

Direction: Input/Output

Type: String

A 64-byte string for an internal key token or key label that contains the exporter *key_encrypting* key. The data-encrypting key above will be encrypted under this exporter *key_encrypting* key.

target_key_identifier

Direction: Input/Output

Type: String

A 64-byte field that is to receive the external key token, which contains the re-enciphered key that has been exported. The re-enciphered key can now be exchanged with another cryptographic system.

Restrictions

The restrictions for CSNBDKX.

For security reasons, requests will fail by default if they use an equal key halves exporter to export a key with unequal key halves. You must have access control point **Data Key Export - Unrestricted** explicitly enabled if you want to export keys in this manner.

Note: As of CCA 5.4 and CCA 6.2, this verb supports three-key TDES keys. As a key management service this includes three-key TDES key encrypting keys (KEKs).

Required commands

The CSNBDKX required commands.

This verb requires the **Data Key Export** command (offset X'010A') to be enabled in the active role.

By also specifying the **Data Key Export - Unrestricted** command (offset X'0277'), you can permit a less secure mode of operation that enables an equal key-halves EXPORTER key-encrypting-key to export a key having unequal key-halves (key parity bits are ignored).

Usage notes

Usage notes for.CSNBDKX.

None.

JNI version

This verb has a Java Native Interface (JNI) version, which is named CSNBDKXJ.

See [“Building Java applications using the CCA JNI”](#) on page 23.

Format

```
public native void CSNBDKXJ(
    hikmNativeNumber return_code,
    hikmNativeNumber reason_code,
    hikmNativeNumber exit_data_length,
    byte[]           exit_data,
    byte[]           source_key_identifier,
    byte[]           exporter_key_identifier,
    byte[]           target_key_token);
```

Data Key Import (CSNBDKM)

Use the Data Key Import verb to import an encrypted source DES single-length, double-length or triple-length DATA key and create or update a target internal key token with the master key enciphered source key.

Format

The format of CSNBDKM.

```
CSNBDKM(
    return_code,
    reason_code,
    exit_data_length,
    exit_data,
    source_key_token,
    importer_key_identifier,
    target_key_identifier)
```

Parameters

The parameter definitions for CSNBDKM.

For the definitions of the *return_code*, *reason_code*, *exit_data_length*, and *exit_data* parameters, see “Parameters common to all verbs” on page 18.

source_key_token

Direction: Input

Type: String

A pointer to a 64-byte string variable containing the source key to be imported. The source key must be an external token or null token. The external key token must indicate that a control vector is present; however, the control vector is usually valued at zero. A double-length key that should result in a default DATA control vector must be specified in a version X'01' external key token. Otherwise, both single and double-length keys are presented in a version X'00' key token. For the null token, the verb will process this token format as a DATA key encrypted by the importer key and a null (all zero) control vector.

importer_key_identifier

Direction: Input/Output

Type: String

A pointer to a 64-byte string variable containing the (IMPORTER) transport key or key label of the transport key used to decipher the source key.

target_key_identifier

Direction: Output

Type: String

A pointer to a 64-byte string variable containing a null key token or an internal key token. The key token receives the imported key.

Restrictions

The restrictions for CSNBDKM.

For security reasons, requests will fail by default if they use an equal key halves importer to import a key with unequal key halves. You must have access control point 'Data Key Import - Unrestricted' explicitly enabled if you want to import keys in this manner.

Note: As of CCA 5.4 and CCA 6.2, this verb supports three-key TDES keys. As a key management service this includes three-key TDES key encrypting keys (KEKs).

Required commands

The CSNBDKM required commands.

This verb requires the **Data Key Import** command (offset X'0109') to be enabled in the active role.

By also specifying the **Data Key Import - Unrestricted** command (offset X'027C'), you can permit a less secure mode of operation that enables an equal key-halves IMPORTER key-encrypting key to import a key having unequal key-halves (key parity bits are ignored).

Usage notes

Usage notes for CSNBDKM.

This verb does not adjust the key parity of the source key.

JNI version

This verb has a Java Native Interface (JNI) version, which is named CSNBDKMJ.

See [“Building Java applications using the CCA JNI”](#) on page 23.

Format

```
public native void CSNBDKMJ(
    hikmNativeNumber return_code,
    hikmNativeNumber reason_code,
    hikmNativeNumber exit_data_length,
    byte[]           exit_data,
    byte[]           source_key_token,
    byte[]           importer_key_identifier,
    byte[]           target_key_identifier);
```

Diversified Key Generate (CSNBDKG)

Use the Diversified Key Generate verb to generate a key based on the key-generating key, the processing method, and the parameter supplied.

The control vector of the key-generating key also determines the type of target key that can be generated.

To use this verb, specify the following:

- The *rule_array* keyword to select the diversification process.
- The operational key-generating key from which the diversified keys are generated. The control vector associated with this key restricts the use of this key to the key generation process. This control vector also restricts the type of key that can be generated.
- The data and length of data used in the diversification process.
- The generated-key could be an internal token or a skeleton token containing the desired CV of the generated-key. The generated key CV must be one that is permitted by the processing method and the key-generating key. The generated key will be returned in this parameter.
- A key generation method keyword.

This verb generates diversified keys as follows:

- Determines if it can support the process specified in the *rule_array*.
- Recovers the key-generating key and checks the key-generating key class and the specified usage of the key-generating key.
- Determines that the control vector in the generated-key token is permissible for the specified processing method.
- Determines that the control vector in the generated-key token is permissible by the control vector of the key-generating key.
- Determines the required data length from the processing method and the generated-key CV. Validates the *data_length*.
- Generates the key appropriate to the specific processing method. Adjusts parity of the key to odd. Creates the internal token and returns the generated diversified key.

Note: This verb supports PCI-HSM 2016 compliant-tagged key tokens.

Format

The format of CSNBDKG.

```
CSNBDKG(
    return_code,
    reason_code,
    exit_data_length,
    exit_data,
    rule_array_count,
    rule_array,
    generating_key_identifier,
    data_length,
    data,
    data_decrypting_key_identifier,
    generated_key_identifier)
```

Parameters

The parameter definitions for CSNBDKG.

For the definitions of the *return_code*, *reason_code*, *exit_data_length*, and *exit_data* parameters, see [“Parameters common to all verbs” on page 18](#).

rule_array_count

Direction: Input
Type: Integer

A pointer to an integer variable containing the number of elements in the *rule_array* variable. This value must be 1, 2, or 3.

rule_array

Direction: Input
Type: String array

A pointer to a string variable containing an array of keywords that provide control information to the verb. The processing method is the algorithm used to create the generated key. The keyword is left-aligned and padded on the right with blanks. The *rule_array* keywords are described in [Table 52 on page 216](#).

Table 52. Keywords for Diversified Key Generate control information	
Keyword	Description
Processing Method for generating or updating diversified keys (One required)	
CLR8-ENC	<p>Specifies that eight bytes of clear (not encrypted) data shall be Triple-DES encrypted with the generating key (generating_key_identifier) to create a generated key.</p> <p>The key selected by the <i>generating_key_identifier</i> must specify a KEYGENKY key-type also with control vector bit 19 set to B'1'.</p> <p>The key identified by the data_decrypting_key_identifier must identify a null DES key-token.</p> <p>The key token identified by the generated_key_identifier variable must contain a control vector that specifies a single-length key of one of these types: DATA, CIPHER, DECIPHER, MAC, or MACVER.</p>

<i>Table 52. Keywords for Diversified Key Generate control information (continued)</i>	
Keyword	Description
TDES-CBC	<p>Specifies that 16 bytes of clear (not encrypted) data shall be Triple-DES encrypted with the generating key to create the generated key. If the generated_key_identifier variable specifies a double-length key, then 16 bytes of clear data are Triple-DES encrypted in CBC mode with an initial value of binary zeros.</p> <p>Note: The EMV Card Personalization specification states that CBC encryption mode should be used in the diversification process.</p> <p>The key selected by the generating_key_identifier parameter must specify a DKYGENKY key-type that has the appropriate control vector usage bits (bits 19 – 22) set for the desired generated key.</p> <p>Control vector bits 12 – 14 binary encode the key-derivation sequence level (DKYL7 down to DKYL0). The final key is derived when bits 12 – 14 are B'000'. The verb verifies the incremental relationship between the value in the control vectors of the key tokens identified by the generating_key_identifier parameter and the generating_key_identifier parameter control vector. In the case when the generated_key_identifier is a null DES token, the appropriate counter value is placed into the output key-token.</p> <p>The data_decrypting_key_identifier parameter must identify a null DES key-token.</p> <p>A key token identified by the generated_key_identifier parameter that is not a null key-token must contain a control vector that specifies a double-length key having a key type that is consistent with the specification in bits 19 – 22 of the generating key.</p>
TDES-DEC	<p>Specifies that 8 or 16 bytes of clear (not encrypted) data shall be Triple-DES decrypted with the generating key to create the generated key. If the generated_key_identifier variable specifies a single-length key, then 8 bytes of clear data are Triple-DES decrypted. If the generated_key_identifier variable specifies a double-length key, then 16 bytes of clear data are Triple-DES decrypted in ECB mode.</p> <p>The key selected by the generating_key_identifier parameter must specify a DKYGENKY key-type that has the appropriate control vector usage bits (bits 19 – 22) set for the desired generated key.</p> <p>Control vector bits 12 – 14 binary encode the key-derivation sequence level (DKYL7 down to DKYL0). The final key is derived when bits 12 – 14 are B'000'. The verb verifies the incremental relationship between the value in the generated_key_identifier variable control-vector and the generating_key_identifier variable control-vector. Or in the case when the generated_key_identifier variable is a null DES key-token, the appropriate counter value is placed into the output key-token.</p> <p>The data_decrypting_key_identifier parameter must identify a null DES key-token.</p> <p>A key token identified by the generated_key_identifier variable that is not a null DES key-token must contain a control vector that specifies a single-length or double-length key having a key type consistent with the specification in bits 19 – 22 of the generating key.</p>

<i>Table 52. Keywords for Diversified Key Generate control information (continued)</i>	
Keyword	Description
TDES-ENC	<p>Specifies that 16 bytes of clear (not encrypted) data shall be Triple-DES encrypted with the generating key to create the generated key. If the generated_key_identifier variable specifies a double-length key, then 16 bytes of clear data are Triple-DES encrypted in ECB mode with an initial value of binary zeros.</p> <p>Note: The EMV Card Personalization specification states that ECB encryption mode should be used in the diversification process.</p> <p>The key selected by the generated_key_identifier must specify a DKYGENKY key-type that has the appropriate control vector usage bits (bits 19 – 22) set for the desired generated key.</p> <p>Control vector bits 12 – 14 binary encode the key-derivation sequence level (DKYL7 down to DKYL0). The final key is derived when bits 12 – 14 are B'000'. The verb verifies the incremental relationship between the value in the generated_key_identifier variable control-vector and the generating_key_identifier variable control-vector. Or in the case when the generated_key_identifier variable is a null DES key-token, the appropriate counter value is placed into the output key-token.</p> <p>The data_decrypting_key_identifier parameter must identify a null DES key-token.</p> <p>A key token identified by the generated_key_identifier variable that is not a null DES key-token must contain a control vector that specifies a single-length or double-length key having a key type consistent with the specification in bits 19 – 22 of the generating key.</p>

<i>Table 52. Keywords for Diversified Key Generate control information (continued)</i>	
Keyword	Description
TDES-XOR	<p>Specifies that 10 bytes or 18 bytes of clear (not encrypted) data shall be processed as described in “Working with Europay-Mastercard-Visa Smart cards” on page 550 to create the generated key. The data variable contains either 8 bytes or 16 bytes of data to be triple-encrypted to which you append a 2-byte Application Transaction Counter value (previously received from the smart card). Place the counter value in a string construct with the high-order counter bit first in the string.</p> <p>The key selected by the <code>generating_key_identifier</code> parameter must specify a DKYGENKY key-type at level-0 (bits 12 – 14 B'000') and indicate permission to create one of several key types in bits 19 – 22:</p> <p>B'0001' DDATA, to generate a DATA key</p> <p>B'0010' DMAC, to generate a MAC key</p> <p>B'0011' DMV, to generate a MACVER key</p> <p>B'1000' DMKEY, to generate a SECMSG SMKEY (used in secure messaging, key encryption, see the Secure Messaging for PINs verb)</p> <p>B'1001' DMPIN, to generate a SECMSG SMPIN (used in secure messaging, PIN encryption, see the Secure Messaging for PINs verb).</p> <p>The data_decrypting_key_identifier parameter must identify a null DES key-token.</p> <p>A key token or key-token record identified by the generated_key_identifier parameter that is not a null DES key-token. The token must contain a control vector that specifies a key type conforming to that specified in control-vector bits 19 – 22 for the key-generating key. The control vector must specify a double-length key.</p>
TDESEMV2	<p>This option supports generation of a session key by the EMV 2000 algorithm (This EMV2000 algorithm uses a branch factor of 2). The generating key must be a level 0 DKYGENKY and cannot have replicated halves. The session key generated must be double length and the allowed key types are DATA, DATAC, DATAM, DATAMV, MAC, MACVER, SMPIN, and SMKEY. Key type must be allowed by the generating key control vector.</p>
TDESEMV4	<p>This option supports generation of a session key by the EMV 2000 algorithm (This EMV2000 algorithm uses a branch factor of 4). The generating key must be a level 0 DKYGENKY and cannot have replicated halves. The session key generated must be double length and the allowed key types are DATA, DATAC, DATAM, DATAMV, MAC, MACVER, SMPIN, and SMKEY. Key type must be allowed by the generating key control vector.</p>
Processing Method for updating a diversified key (optional)	

Table 52. Keywords for Diversified Key Generate control information (continued)	
Keyword	Description
SESS-XOR	<p>Specifies the VISA method for session key generation, namely that 8 bytes or 16 bytes of data shall be exclusive-ORed with the clear value of the session key contained in the key token identified by the generating_key_identifier parameter. If the generating_key_identifier parameter identifies a single-length key, then 8 bytes of data are exclusive-ORed. If the generating_key_identifier parameter identifies a double-length key, then 16 bytes of data are exclusive-ORed.</p> <p>The key token specified by the <code>generating_key_identifier</code> parameter must be of key type DATA, DATAC, DATAM, DATAMV, MAC, MACVER.</p> <p>The data_decrypting_key_identifier parameter must identify a null DES key-token.</p> <p>On input, the token identified by the generated_key_identifier parameter must identify a null DES key-token. The control vector contained in the output key token identified by the generated_key_identifier is the same as the control vector contained in the key token identified by the generating_key_identifier.</p>
Key-wrapping method (One, optional)	
USECONFIG	This is the default. Specifies to wrap the key using the configuration setting for the default wrapping method. The default wrapping method configuration setting may be changed using the TKE. This keyword is ignored for AES keys.
WRAP-ECB	Specifies to wrap the key using the legacy wrapping method.
WRAP-ENH	Specifies to wrap the key using the enhanced wrapping method.
Translation control (Optional). This is valid only with key-wrapping method WRAP-ENH or with USECONFIG when the default wrapping method is WRAP-ENH. This option cannot be used on a key with a control vector valued to binary zeros.	
ENH-ONLY	Specifies to restrict the key from being wrapped with the legacy wrapping method once it has been wrapped with the enhanced wrapping method. Sets bit 56 (ENH-ONLY) of the control vector to B'1'.

generating_key_identifier

Direction: Input/Output

Type: String

The label or internal token of a key generating key. The type of key-generating key depends on the processing method.

data_length

Direction: Input

Type: Integer

The length of the *data* parameter that follows. Length depends on the processing method and the generated key.

data

Direction: Input

Type: String

Data input to the diversified key or session key generation process. Data depends on the processing method and the **generated_key_identifier**.

key_identifier

Direction: Input/Output
Type: String

This parameter is currently not used. It must be a 64-byte null token.

generated_key_identifier

Direction: Input/Output
Type: String

The internal token of an operational key, a skeleton token containing the control vector of the key to be generated, or a null token. A null token can be supplied if the **generated_key_identifier** is a DKYGENKY with a CV derived from the **generating_key_identifier**. A skeleton token or internal token is required when **generated_key_identifier** will not be a DKYGENKY key type or the processing method is not SESS-XOR. For SESS-XOR, this must be a null token. On output, this parameter contains the generated key.

To generate a compliant-tagged key token, a compliant-tagged skeleton token must be supplied.

Restrictions

The restrictions for CSNBDKG.

None.

Required commands

The CSNBDKG required commands.

This verb requires the following commands to be enabled in the active role based on the keyword specified for the process rule:

Rule-array keyword	Offset	Command
CLR8-ENC	X'0040'	Diversified Key Generate - CLR8-ENC
SESS-XOR	X'0043'	Diversified Key Generate - SESS-XOR
TDES-DEC	X'0042'	Diversified Key Generate - TDES-DEC
TDES-ENC	X'0041'	Diversified Key Generate - TDES-ENC
TDES-XOR	X'0045'	Diversified Key Generate - TDES-XOR
TDESEMV2 or TDESEMV4	X'0046'	Diversified Key Generate - TDESEMV2/ TDESEMV4
WRAP-ECB or WRAP-ENH and default key-wrapping method setting does not match keyword	X'013D'	Diversified Key Generate - Allow wrapping override keywords

When a key-generating key of key type DKYGENKY is specified with control vector bits (19 - 22) of B'1111', the **Diversified Key Generate - DKYGENKY - DALL** command (offset X'0290') must also be enabled in the active role.

Note: A role with offset X'0290' enabled can also use the PIN Change/Unblock verb with a DALL key.

Diversified Key Generate2 (CSNBDKG2)

When using the TDES-ENC or TDES-DEC modes, you can specifically enable generation of a single-length key or a double-length key with equal key-halves (an effective single-length key) by enabling the **Diversified Key Generate - Single length or same halves** command (offset X'0044').

Usage notes

Usage notes for CSNBDKG.

Refer to [Chapter 22, “Control vectors and changing control vectors with the Control Vector Translate verb,” on page 1191](#) for information on the control vector bits for the DKG key generating key.

JNI version

This verb has a Java Native Interface (JNI) version, which is named CSNBDKGJ.

See [“Building Java applications using the CCA JNI” on page 23](#).

Format

```
public native void CSNBDKGJ(  
    hikmNativeNumber return_code,  
    hikmNativeNumber reason_code,  
    hikmNativeNumber exit_data_length,  
    byte[] exit_data,  
    hikmNativeNumber rule_array_count,  
    byte[] rule_array,  
    byte[] generating_key_identifier,  
    hikmNativeNumber data_length,  
    byte[] data,  
    byte[] data_decrypting_key_identifier,  
    byte[] generated_key_identifier);
```

Diversified Key Generate2 (CSNBDKG2)

The Diversified Key Generate2 service generates an AES key based on a function of a key-generating key, the process rule, and data that you supply.

To use this service, specify:

- the rule array keyword to select the diversification process
- the operational AES key-generating key from which the diversified keys are generated:
 - Key usage field 1 determines the type of key that is generated and restricts the use of this key to the key-diversification process.
 - Key usage field 2 contains a flag to determine how key usage fields 3 through 6 control the key usage fields of the generated key.
 - When the flag is on, the key usage fields of the DKYGENKY must be equal to the key usage fields of the generated key (KUF-MBE, meaning: *key usage fields must be equal*).
 - When the flag is off, the key usage fields of the DKYGENKY limit the values of the key usage fields of the generated key (KUF-MBP, meaning: *key usage fields must be permitted*).

For the service to be valid, the generated key cannot have a usage that is not enabled in the DKYGENKY key. The UDX-ONLY bit is always treated as *must be equal*.

- Key usage fields 3 through 6 in the key generating key indicate the key usage attributes for the key to be generated. The only exception to this rule is when the type of key to diversify is D-ALL.
- the data and length of data used in the diversification process
- the AES key token with a suitable key usage field for receiving the diversified key.

Note: This verb supports PCI-HSM 2016 compliant-tagged key tokens.

Format

The format of CSNBK2.

```
CSNBK2(
    return_code,
    reason_code,
    exit_data_length,
    exit_data,
    rule_array_count,
    rule_array,
    generating_key_identifier_length,
    generating_key_identifier,
    derivation_data_length,
    derivation_data,
    reserved1_length,
    reserved1,
    reserved2_length,
    reserved2,
    generated_key_identifier1_length,
    generated_key_identifier1,
    generated_key_identifier2_length,
    generated_key_identifier2)
```

Parameters

The parameter definitions for CSNBK2.

For the definitions of the *return_code*, *reason_code*, *exit_data_length*, and *exit_data* parameters, see [“Parameters common to all verbs”](#) on page 18.

rule_array_count

Direction: Input
Type: Integer

A pointer to an integer variable containing the number of elements in the **rule_array** variable. This value must be 1 or 2.

rule_array

Direction: Input
Type: String array

The keyword that provides control information to the verb. The only **rule_array** keyword is described in [Table 53](#) on page 223.

Table 53. Keyword for Diversified Key Generate2 control information	
Keyword	Description
Diversification Process (One required)	
KDFFM-DK (Release 4.4 or later)	<p>Specifies to use the DK version of Key Derivation Function (KDF) in Feedback Mode (NIST SP 800-108), as specified in <i>DK Kryptographie Teil 1: Empfohlene kryptographische Algorithmen</i>, to generate a bank specific Issuer Master Key. The generated Issuer Master Key (keying material) can be used to derive an ICC master key.</p> <p>This method uses AES CMAC to encipher 16 - 40 bytes of derivation data with the k-bit diversified key generating key (banking association specific master key) to produce a k-bit generated Bank specific Issuer Master Key, where k = 128, 192, or 256.</p>

Table 53. Keyword for Diversified Key Generate2 control information (continued)	
Keyword	Description
MK-OPTC (Release 4.4 or later)	Specifies to use the EMV Master Key Derivation Option C, as specified in <i>EMV Integrated Circuit Card Specifications for Payments Systems</i> , to generate an ICC master key. The generated ICC master key (keying material) can be used for Application Cryptogram generation or verification, issuer authentication, and secure messaging. This method uses AES in ECB mode to encipher the 16 bytes of derivation data with the k-bit diversified key generating key (Issuer Master Key) to produce a k-bit generated ICC master key, where k = 128, 192, or 256.
SESS-ENC	A session key is created by enciphering a 16-byte diversification value with the k-bit AES key-generating key to produce a k-bit AES session key using the AES algorithm in ECB mode, where k is 128, 192 or 256 bits.
Bit length of generated key (One, optional). Release 4.4 or later. Valid only with the KDIFFM-DK keyword. Default is to use the bit length of the generating key as the bit length of the generated key.	
KLEN128	Specifies the bit length of the generated key to be 128.
KLEN192	Specifies the bit length of the generated key to be 192, allowed if and only if the bit length of the generating key is greater than or equal to 192. See “Required commands” on page 227.
KLEN256	Specifies the bit length of the generated key to be 256, allowed if and only if the bit length of the generating key is 256. See “Required commands” on page 227.

generating_key_identifier_length

Direction: Input
Type: Integer

Length of the **generating_key_identifier** parameter in bytes. If the **generating_key_identifier** contains a label, the value must be 64. Otherwise, the value must be at least the actual token length, up to 725.

generating_key_identifier

Direction: Input/Output
Type: String

The identifier of the key-generating key. The key identifier is an operational token or the key label of an operational token in key storage. The key algorithm of this key must be AES and the key type must be DKYGENKY. The key usage field indicates the key type of the generated key.

If SESS-ENC is specified, the clear length of the generated key is equal to the clear length of the generating key. Also, beginning with Release 4.4, the sequence level can be set to DKYL0, DKYL1, or DKYL2 in the key usage field 2.

If the token supplied was encrypted under the old master key, the token is returned encrypted under the current master key.

If the **rule_array** parameter specifies a diversification process of KDIFFM-DK, the key-derivation sequence level of the generating key must be DKYL2. Otherwise, if KDIFFM-DK is not specified, any sequence level is allowed for the generating key.

derivation_data_length

Direction: Input
Type: Integer

Length of the **derivation_data** parameter in bytes. The value must be in the range 16 - 40 for the diversification process keyword KDFFM-DK, otherwise the value must be 16.

derivation_data

Direction: Input

Type: String

The derivation data to be used in the key generation process. This data is often referred to as the diversification data. For SESS-ENC, the derivation data is 16 bytes long. Note that if SESS-ENC is specified and the length of the key generating key is 192 bits or 256 bits, the data is manipulated in conformance with the **EMV Common Session Key Derivation Option**.

reserved1_length

Direction: Input

Type: Integer

Length of the **reserved1** parameter in bytes. The value must be 0.

reserved1

Direction: Input

Type: String

This parameter is ignored.

reserved2_length

Direction: Input

Type: Integer

Length of the **reserved2** parameter in bytes. The value must be 0.

reserved2

Direction: Input

Type: String

This parameter is ignored.

generated_key_identifier1_length

Direction: Input/Output

Type: Integer

On input, this parameter specifies the length in bytes of the buffer for the **generated_key_identifier1** parameter. The maximum value is 725 bytes.

On output, the parameter holds the actual length in bytes of the **generated_key_identifier1** parameter.

generated_key_identifier1

Direction: Input/Output

Type: String

A pointer to a string variable containing an internal variable-length symmetric key-token or the key label of such a record in AES key-storage.

On input, identify a null key token or a skeleton key token that specifies the desired attributes of the key on output. The key token identified by **generating_key_identifier1** determines whether on input the **generating_key_identifier1** can identify a null key token or a skeleton key token. See Table 54 on page 226:

When the key-generating key from **generating_key_identifier** is compliant-tagged, a compliant-tagged key token is created.

When a skeleton token is passed as input and the **generating_key_identifier** is compliant-tagged, the skeleton token must have the compliant-tagged flag on.

<i>Table 54. Generating and generated key tokens</i>		
Iunpt generating key token	Iunpt generated key token	Output generated key token
DKYGENKY, DKYL0, type of key to diversify D-ALL	Null AES key token not allowed; AES skeleton key token required.	Key type same as skeleton; diversified key final.
DKYGENKY, DKYL0, type of key to diversify not D-ALL	Either null AES key token or AES skeleton key token required.	Key type determined by input generated key token type of key to diversify; if null key token on input, output key token will have attributes based on the related generated key usage fields of the input generating key token, otherwise the output key token has attributes of the input skeleton key token.
DKYGENKY, DKYL1, any type of key to diversify	Null AES key token required; AES skeleton key token not allowed.	Same as input generating key token except DKYL0 and with new level of diversified key.
DKYGENKY, DKYL2, any type of key to diversify	Null AES key token required; AES skeleton key token not allowed.	Same as input generating key token except DKYL1 and with new level of diversified key.
<p>Note:</p> <ol style="list-style-type: none"> 1. If the supplied generated key-token contains a key, the key value and length are ignored and overwritten. 2. The key type must match what the generating key indicates can be created in the key generating key usage field at offset 45. 3. The key usage fields in the generated key must meet the requirements (KUF must be equal (KUF-MBE) or KUF must be permissible (KUF-MBP)) of the corresponding key usage fields in the generating key unless D-ALL is specified in the generating key. A flag bit in the DKYGENKY key-usage field 2 determines whether the key-usage field level of control is KUF-MBE or KUF-MBP. 4. If authorized by access control, D-ALL permits the derivation of several different keys. See “Required commands” on page 227. 		

generated_key_identifier2_length

Direction: Input

Type: Integer

Length of the **generated_key_identifier2** parameter in bytes. The value must be 0.

generated_key_identifier2**Direction:** Input/Output**Type:** String

This parameter is ignored.

Restrictions

The restrictions for CSNBDKG2.

None.

Required commands

The CSNBDKG2 required commands.

The Diversified Key Generate2 verb requires the following commands to be enabled in the active role:

Rule-array keyword	Offset	Command
KDFFM-DK (Release 4.4 or later)	X'02D3'	Diversified Key Generate2 - KDFFM-DK
KLEN192 and KLEN256 (Release 4.4 or later)	X'02D4'	Allow DKG2 Generated Key Length Option with KDFFM-DK Keyword
MK-OPTC (Release 4.4 or later)	X'02D2'	Diversified Key Generate2 - MK-OPTC
SESS-ENC	X'02CC'	Diversified Key Generate2 - AES EMV1 SESS

An additional command is required when the key usage fields of the key token identified by the **generating_key_identifier** parameter specify a type of key to diversify of D-ALL (any type of key allowed). In this case, the verb requires the **Diversified Key Generate2 - DALL** command (offset X'02CD') to be enabled in the active role.

Usage notes

Usage notes for CSNBDKG2.

None.

JNI version

This verb has a Java Native Interface (JNI) version, which is named CSNBDKG2J.

See [“Building Java applications using the CCA JNI”](#) on page 23.**Format**

```
public native void CSNBDKG2J(
    hikmNativeNumber return_code,
    hikmNativeNumber reason_code,
    hikmNativeNumber exit_data_length,
    byte[] exit_data,
    hikmNativeNumber rule_array_count,
    byte[] rule_array,
    hikmNativeNumber generating_key_identifier_length,
    byte[] generating_key_identifier,
    hikmNativeNumber derivation_data_length,
    byte[] derivation_data,
    hikmNativeNumber reserved1_length,
    byte[] reserved1,
    hikmNativeNumber reserved2_length,
    byte[] reserved2,
    hikmNativeNumber generated_key_identifier1_length,
```

Diversify Directed Key (CSNBDDK)

```
byte[]      generated_key_identifier1,  
hikmNativeNumber generated_key_identifier2_length,  
byte[]      generated_key_identifier2);
```

Diversify Directed Key (CSNBDDK)

Use the Diversify Directed Key verb to selectively generate and derive a pair of associated keys in connection with a *directed key diversification* key scheme.

The objective of the concept is to generate and derive a key pair with different key usages from one key diversification key (KDK). Key direction comes into play in that one of the keys is generated and will be used for one direction (that is, encryption, MAC generate, and so forth), while the other key will be derived and will have usage associated with a different direction (decryption, MAC verification, and so forth). This verb provides an option to perform the generate or derive operation.

A structure called a *key type vector*, which is always used as the initialization vector for the diversification process, is provided as input and is used to determine what for and how the key is produced by this verb. For the format of key type vectors, see [Chapter 23, “Key type vectors,”](#) on page 1211.

The key generated by this verb is used as a session key. The intention is that the keys of a generated and derived key pair are one-time keys. The key management fields of the output key indicate that the key cannot be exported.

Note: This verb supports PCI-HSM 2016 compliant-tagged key tokens.

Format

The format of CSNBDDK.

```
CSNBDDK(  
    return_code,  
    reason_code,  
    exit_data_length,  
    exit_data,  
    rule_array_count,  
    rule_array,  
    kdk_identifier_length,  
    kdk_identifier,  
    key_type_vector_length,  
    key_type_vector,  
    additional_derivation_data_length,  
    additional_derivation_data,  
    random_data_length,  
    random_data,  
    output_key_identifier_length,  
    output_key_identifier)
```

Parameters

The parameter definitions for CSNBDDK.

For the definitions of the *return_code*, *reason_code*, *exit_data_length*, and *exit_data* parameters, see [“Parameters common to all verbs”](#) on page 18.

rule_array_count

Direction	Type
Input	Integer

A pointer to an integer variable containing the number of 8-byte elements in the *rule_array* variable. The value must be 2.

rule_array

Direction	Type
Input	String array

A pointer to a string variable containing an array of keywords. The keywords are eight bytes in length and must be left-aligned and padded on the right with space characters.

Table 55. Keywords for Diversify Directed Key	
Keyword	Meaning
Diversification Process (One required)	
KDFFM	Specifies to use the Key Derivation Function (KDF) in Feedback Mode (NIST SP 800-108) to generate keys. The <i>key_type_vector</i> variable is used as the IV for this process. This method uses AES CMAC to process 16 – 40 bytes of derivation data (V, with V =additional_derivation_data random_data) with the key diversification key (KDK) to produce a <i>k</i> -bit AES key, where <i>k</i> = 128, 192, or 256.
Function (one required)	
DERIVE	Specifies to derive the passive diversified key of a pair of directed keys.
GENERATE	Specifies to generate the active diversified key of a pair of directed keys.

kdk_identifier_length

Direction	Type
Input	Integer

A pointer to an integer variable containing the number of bytes of data in the **kdk_identifier** variable. The maximum length is 900. A key label must be at least 64 bytes.

kdk_identifier

Direction	Type
Input	String

A pointer to a string variable containing the operational variable-length symmetric key-token or the key label of such a record in AES key-storage. The key must have a token algorithm of AES and a key type of KDKGENKY. This is a key diversification key (KDK). In addition, the key usage fields must indicate if the key is to be derived for entity Type A (**KDKTYPEA**) or Type B (**KDKTYPEB**).

Note: When the **GENERATE** function is specified and the generating key has usage of KDKTYPEA, the associated **DERIVE** function must have usage of KDKTYPEB. Likewise, when the **GENERATE** function is specified and this key has usage of KDKTYPEB, the associated **DERIVE** function must have usage of KDKTYPEA.

key_type_vector_length

Direction	Type
Input	Integer

A pointer to an integer variable containing the number of elements in the **key_type_vector** variable. The value must be 16.

key_type_vector

Direction	Type
Input	String

A pointer to a string variable that defines the rules for the key to be generated and also contains information needed to restrict the usage of the key to be generated. The format of the key type vector is defined in Chapter 23, “Key type vectors,” on page 1211. The *key_type_vector* is also used as the initialization vector (IV) for the key derivation process.

additional_derivation_data_length

Direction	Type
Input	Integer

A pointer to an integer variable containing the number of bytes of data in the **additional_derivation_data** variable. The value must be from 0 – 24. The additional derivation data together with the random data value cannot exceed 40 bytes.

additional_derivation_data

Direction	Type
Input	String

A pointer to a string variable containing optional custom diversification data. The derivation data that is input to the diversification method, V, must be 16 – 40 bytes and is created by concatenating the additional derivation data and the random data (that is, V = **additional_derivation_data** || **random_data**). The random number must be at least 16 bytes.

random_data_length

Direction	Type
Input/Output	Integer

A pointer to an integer variable which specifies the number of bytes of random data in the **random_data** variable. The value must be from 16 – 40. The additional derivation data concatenated with the random data cannot exceed 40 bytes.

- When keyword **GENERATE** is specified in the rule array, this is an input and an output parameter. On input, this value specifies the number of bytes of data to use as the random data portion of the diversification data used in diversifying the first key of a key pair. On output, the returned value indicates the number of bytes of data actually returned in the **random_data** variable.
- When keyword **DERIVE** is specified in the rule array, this is an input only parameter. Except on error, this value is set to 0. On input, this value specifies the number of bytes of data to use as the random data portion of the diversification data used in diversifying the second key of a key pair. To produce the desired results, this value must be the same length returned by a previous associated **GENERATE** function call.

random_data

Direction	Type
Input/Output	String

A pointer to a string variable containing the random data used in the diversification process. When the **GENERATE** function is specified, on input this variable is ignored, and on output this variable contains the random data created and used to diversify the first output key of a key pair. When the **DERIVE** function is specified, on input this variable must contain the random data previously created during a previous **GENERATE** function and is used to diversify the second output key of a key pair. The

derivation data, *V*, that is input to the diversification process for creating the key must be 16 – 40 bytes and is created by concatenating the **additional_derivation_data** with the **random_data**. The random data must be at least 16 bytes.

Note: For a given pair of output keys, the **DERIVE** function must provide the same random data and additional derivation data as the **GENERATE** function used.

output_key_identifier_length

Direction	Type
Input/Output	Integer

A pointer to an integer variable containing the number of bytes of data in the **output_key_identifier** variable. On input, this is the size of the buffer. On output, the verb sets the variable to the length of the returned **output_key_identifier** variable. The maximum value is 900.

output_key_identifier

Direction	Type
Input/Output	String

A pointer to a string variable containing a variable-length symmetric key-token, or the label of such a record in AES key-storage, for the key token that is to receive the output key. On input, this parameter must identify a null variable-length symmetric key-token. The key characteristics are identified by the **key_type_vector** parameter. The output key token will be:

- Internal
- Payload format version X'01'
- No key label in the associated data
- No IBM extended associated data (IEAD)
- No user-defined associated data (UAD)
- General export control: NOEXPORT
- The key length defined in the key type vector determines the length of the output key.

When the **kdk_identifier** is compliant-tagged, a compliant-tagged key token is created.

Restrictions

The restrictions for CSNBDDK.

None.

Required commands

The CSNBDDK required commands.

The Diversify Directed Key verb requires the Diversify Directed Key command (offset X'0080') enabled in the active role.

In addition, the commands shown in the following table need to be enabled in the active role based on rule array keywords:

Diversification process rule-array keyword	Function rule-array keyword	Offset	Command
N/A	N/A	X'0080'	Diversify Directed Key

EC Diffie-Hellman (CSNDEDH)

Diversification process rule-array keyword	Function rule-array keyword	Offset	Command
KDFFM	DERIVE	X'0081'	Diversify Directed Key (KDFFM DERIVE)
	GENERATE	X'0082'	Diversify Directed Key (KDFFM GENERATE)

Usage notes

Usage notes for CSNBDDK.

None.

JNI version

This verb has a Java Native Interface (JNI) version, which is named CSNBDDKJ.

See [“Building Java applications using the CCA JNI”](#) on page 23.

Format

```
public native void CSNBDDKJ(  
    hikmNativeNumber return_code,  
    hikmNativeNumber reason_code,  
    hikmNativeNumber exit_data_length,  
    byte[] exit_data,  
    hikmNativeNumber rule_array_count,  
    byte[] rule_array,  
    hikmNativeNumber kdk_identifier_length,  
    byte[] kdk_identifier,  
    hikmNativeNumber key_type_vector_length,  
    byte[] key_type_vector,  
    hikmNativeNumber additional_derivation_data_length,  
    byte[] additional_derivation_data,  
    hikmNativeNumber random_data_length,  
    byte[] random_data,  
    hikmNativeNumber output_key_identifier_length,  
    byte[] output_key_identifier);
```

EC Diffie-Hellman (CSNDEDH)

Use the EC Diffie-Hellman verb to create symmetric key material from a pair of Elliptic Curve Cryptography (ECC) keys using the Elliptic Curve Diffie-Hellman (ECDH) protocol and "Z" - The "secret" material output from EC Diffie-Hellman process.

For more information, see [“EC Diffie-Hellman key agreement models”](#) on page 68.

ECDH is a key-agreement protocol that allows two parties, each having an elliptic curve public-private key pair, to establish a shared secret over an insecure channel. This shared secret is used to derive another symmetric key. The ECDH protocol is a variant of the Diffie-Hellman protocol using elliptic curve cryptography. ECDH derives a shared secret value from a secret key owned by an Entity A and a public key owned by an Entity B, when the keys share the same elliptic curve domain parameters. Entity A can be either the initiator of a key-agreement transaction, or the responder in a scheme. If two entities both correctly perform the same operations with corresponding keys as inputs, the same shared secret value is produced.

Both parties must create an ECC public-private key pair. See [“PKA Key Token Build \(CSNDPKB\)”](#) on page 911 and [“PKA Key Generate \(CSNDPKG\)”](#) on page 901. A key can be internal or external, as well as encrypted or in the clear. Both keys must have the same elliptic curve domain parameters (curve type and key size):

- Brainpool (key size 160, 192, 224, 256, 320, 384, or 512)
- Prime (key size 192, 224, 256, 384, or 521)

In addition to having the same elliptic curve domain parameters, the keys must have their key-usage field set to permit key establishment (either KEY-MGMT or KM-ONLY). See “ECC key token” on page 1139.

To use this verb, specify the following:

- One to six rule-array keywords:
 - A required key-agreement keyword
 - An optional transport key-type (required if *output_KEK_key_identifier* is a label) that identifies which key-storage dataset contains the output KEK key-token
 - An optional output key-type (required if *output_key_identifier* is a label) that identifies which key-storage dataset contains the output key-token
 - When the output is a DES key-token, an optional key-wrapping method and an optional translation control keyword
 - An optional hash type for rule-array keyword DERIV02.
- The internal or external ECC key-token containing the private key (public-private key pair).

If the private key is in an external key-token and is not in the clear, specify the internal KEK that was used to wrap the private key. Otherwise, specify a private KEK key-length of 0.

- An internal or external ECC key-token containing the public key (public key only or public-private key pair) of the other party.

If the public key is in a key token that contains a public-private key pair, only the public-key portion is used. No attempt is made to decrypt the private key.

- Party information data in parameter **party_info**:
 - When rule-array keyword **DERIV01** is given: From 8 - 64 bytes, specify the party information data of the initiator and the responder entities, according to NIST SP800-56A Section 5.8
 - When rule-array keyword **DERIV02** is given: From 0 - 256 bytes, specify party information data, according to section 5.6.3 of ANS X9.63-2011
- The number of bits of key material, from 64 - 256, to derive and place in the provided output key-token
- The length in bytes of the buffer for the output key-identifier
- An internal or external skeleton key-token to be used as input for the output key-token

The skeleton key-token must be an AES key or a DES key, as shown in the following table:

<i>Table 56. CSNDEDH skeleton key-tokens</i>		
Algorithm	Token version number	Key type (see note)
AES	X'04' (legacy fixed-length symmetric key-token)	DATA
	X'05' (variable-length symmetric key-token)	– CIPHER Both parties can provide any combination of encryption or decryption for key-usage field. – EXPORTER or IMPORTER Both parties can provide any combination of EXPORTER or IMPORTER.

Table 56. CSNDEDH skeleton key-tokens (continued)		
Algorithm	Token version number	Key type (see note)
DES	X'00', X'01', X'03' (legacy fixed-length symmetric key-token)	<ul style="list-style-type: none"> – CIPHER, DECIPHER, ENCIPHER Both parties can provide any combination of Encipher or Decipher key-usage bits in the control vector. – CIPHER XI, CIPHERXL, CIPHERXO Both parties can provide any combination of Encipher or Decipher key-usage bits in the control vector. – EXPORTER or IMPORTER Both parties can provide any combination of EXPORT or IMPORT key-usage bits in the control vector.
<p>Note:</p> <ol style="list-style-type: none"> 1. Except as otherwise noted, both parties must provide identical skeleton key tokens for the output key in order to derive identical keys. For legacy skeletons, control vector parity bits are not used in the key derivation process. 2. Control vector bits and key-usage fields are not used in the key derivation process when rule-array keyword DERIV02 is specified. 		

If the skeleton key-token is an external key-token, specify the internal KEK to be used to wrap the output key-token. Otherwise, specify an output KEK length of 0.

If the *output_key_identifier* specifies a DES key-token, then the *output_KEK_key_token* must identify a legacy DES KEK. Otherwise it must identify a variable-length symmetric AES KEK key-token.

Table 57 on page 234 provides the format for the concatenation string from which the key is derived when DERIV01 is specified in the rule-array:

Table 57. CSNDEDH concatenation string format for DERIV01			
Offset (bytes)	Length (bytes)	Value	Comments
0	4	Initialized to X'00000001'	Counter (four-byte unsigned integer)
4	xx	Z	A shared secret bit string or octet string
4 + xx	1	<p>Value Meaning</p> <p>X'03' DES</p> <p>X'04' AES</p>	Algorithm identifier
5 + xx	1	Passed party_info_length variable	Party information length passed by caller, converted to a one-byte unsigned integer
6 + xx	party_info_length	String identified by party_info parameter	Parties information

Table 57. CSNDEDH concatenation string format for DERIV01 (continued)

Offset (bytes)	Length (bytes)	Value	Comments
6 + xx + party_info_length	2	Supplied public information length, zz	Two-byte unsigned integer specifying length of supplied public information
8 + xx + party_info_length	zz	Supplied public information	Token data extracted from the skeleton key token identified by the output_key_identifier parameter (refer to Table 58 on page 235).

Note: All integers are in big-endian format.

Table 58. DERIV01 supplied public information

Algorithm	Key-token version	Key type	Supplied public information length, zz (bytes)	Supplied public information
AES	X'04' (legacy fixed-length symmetric key-token)	DATA	8	Control vector (CV) from key token beginning at offset 48 for zz bytes. If flag byte indicates no CV present, information valued to binary zeros.
		CIPHER	1 + (key usage fields count * 2) + 1 + (key management fields count * 2)	Key usage and key management information from key token beginning at offset 44 for zz bytes, with ENCRYPT and DECRYPT bits (B'11xx xxxx') of KUF 1 high-order byte masked off to maintain compatibility between keys with different key usage for these bits
	EXPORTER or IMPORTER		1 + (key usage fields count * 2) + 1 + (key management fields count * 2)	Key usage and key management information from key token beginning at offset 44 for zz bytes, with no bits masked off
DES	X'00', X'01', X'03' (legacy fixed-length symmetric key token)	CIPHER, DECIPHER, or ENCIPHER	8 for single-length keys, 16 for double-length keys	CV from key token beginning at offset 32 for zz bytes, with CV bits 18, 19, and 23 (X'xx11 xxx1') masked off (in both CV halves if double-length key) to maintain compatibility between keys with different Encipher, Decipher, and parity bit values.
		EXPORTER or IMPORTER	16	CV from key token beginning at offset 32 for zz bytes, with CV bits 9, 14, and 15 (X'x1xx xx11') masked off (in both CV halves) to maintain compatibility between different KEK key types and parity bit values.

Table 59 on page 236 provides the format for the concatenation string from which the key is derived when DERIV02 is specified in the rule-array:

Table 59. CSNDEDH concatenation string format for DERIV02			
Offset (bytes)	Length (bytes)	Value	Comments
0	xx	Z	A shared secret bit string or octet string
xx	4	Initialized to X'00000001'	Counter (four-byte unsigned integer)
xx + 4	yy	String identified by party_info parameter	Parties information; length not an explicit field in concatenation string
Note: All integers are in big-endian format.			

The output from this verb can be one of the following formats:

- Internal CCA Token (DES or AES): AES keys are in the variable-length symmetric key token format. DES keys are in the DES external key token format.
- External CCA key token (DES or AES): AES keys are in the variable-length symmetric key token format. DES keys are in the DES external key token format.
- "Z" – The "secret" material output from EC Diffie-Hellman process.

The PASSTHRU service is provided as a convenience to users who wish to implement their own key completion process in host application software. While the "Z" derivation process is not reversible (the ECC keys cannot be discovered by obtaining "Z") there is a level of security compromise associated with returning the clear "Z" to the application. Future derivations for CCA key tokens using ECC keys previously used in PASSTHRU must be considered to have lower security, and using the same ECC keys for PASSTHRU as for DERIV01 is strongly discouraged. It should also be noted that since "Z" is the secret material, returning it in the clear to the host application reduces security level of the "Z" from the HSM level to the host application level, and keys made from this material should not be regarded as having any HSM protection.

For more information, see [“EC Diffie-Hellman key agreement models” on page 68.](#)

Format

The format of CSNDEDH.

```
CSNDEDH(
    return_code,
    reason_code,
    exit_data_length,
    exit_data,
    rule_array_count,
    rule_array,
    private_key_identifier_length,
    private_key_identifier,
    private_KEK_key_identifier_length,
    private_KEK_key_identifier,
    public_key_identifier_length,
    public_key_identifier,
    chaining_vector_length,
    chaining_vector,
    party_info_length,
    party_info,
    key_bit_length,
    reserved_1_length,
    reserved_1,
    reserved_2_length,
    reserved_2,
    reserved_3_length,
    reserved_3,
    reserved_4_length,
    reserved_4,
    reserved_5_length,
    reserved_5,
    output_KEK_key_identifier_length,
    output_KEK_key_identifier,
    output_key_identifier_length,
    output_key_identifier)
```

Parameters

The parameter definitions for CSNDEDH.

For the definitions of the *return_code*, *reason_code*, *exit_data_length*, and *exit_data* parameters, see “Parameters common to all verbs” on page 18.

rule_array_count

Direction: Input

Type: Integer

A pointer to an integer variable containing the number of elements in the *rule_array* variable. Valid values are 1 - 6.

rule_array

Direction: Input

Type: String array

A pointer to a string variable containing an array of keywords. The keywords are 8 bytes in length and must be left-aligned and padded on the right with space characters. The *rule_array* keywords for this verb are shown below:

Table 60. Keywords for EC Diffie-Hellman control information

Keyword	Meaning
	<i>Key agreement</i> (one required). Initiator and responder must have a sufficient level of trust such that they each derive only one element of any key pair. DERIV01 is designed for CCA-to-CCA interaction.

<i>Table 60. Keywords for EC Diffie-Hellman control information (continued)</i>	
Keyword	Meaning
DERIV01	Use input skeleton key-token and derive one element of any key pair. Denotes ANS X9.63 protocol static unified model key-agreement scheme (see NIST SP800-56A).
DERIV02	Use input skeleton key-token and derive one element of any key pair. Denotes key derivation function ANS-X9.63-KDF (refer to ANS X9.63-2011 section 5.6.3).
PASSTHRU	Skip key derivation step and return raw Z material. Note: This keyword is available only for Linux on Z.
<i>Transport key-type</i> (one, optional; one required if <i>output_KEK_key_identifier</i> is a label)	
OKEK-AES	The <i>output_KEK_key_identifier</i> represents an AES key-token.
OKEK-DES	The <i>output_KEK_key_identifier</i> represents a DES key-token.
<i>Output key-type</i> (one, optional; required if <i>output_key_identifier</i> is a label)	
KEY-AES	The outbound key-encrypting key represents an AES skeleton key-token.
KEY-DES	The outbound key-encrypting key represents a DES skeleton key-token.
<i>Key-wrapping method</i> (one, optional). DES only.	
USECONFIG	This is the default. Specifies to wrap the key using the configuration setting for the default wrapping method. The default wrapping method configuration setting may be changed using the TKE. This keyword is ignored for AES keys.
WRAP-ECB	Specifies to wrap the key using the legacy wrapping method. This keyword is ignored for AES keys.
WRAP-ENH	Specifies to wrap the key using the enhanced wrapping method. Valid only for DES keys.
<i>Translation control</i> (optional). This is valid only with key-wrapping method WRAP-ENH or with USECONFIG when the default wrapping method is WRAP-ENH. This option cannot be used on a key with a control vector valued to binary zeros.	
ENH-ONLY	Specifies to restrict the key from being wrapped with the legacy wrapping method after it has been wrapped with the enhanced wrapping method. Sets bit 56 (ENH-ONLY) of the control vector to B'1'.
<i>Hash method</i> (one, optional). Only valid with DERIV02 key agreement keyword.	
SHA-224	Specifies the use of the SHA-224 method.
SHA-256	Specifies the use of the SHA-256 method. This is the default.
SHA-384	Specifies the use of the SHA-384 method.
SHA-512	Specifies the use of the SHA-512 method.

private_key_identifier_length

Direction: Input

Type: Integer

A pointer to an integer variable containing the number of bytes in the *private_key_identifier* variable.

private_key_identifier

Direction: Input
Type: String

A pointer to a string variable containing an internal or external ECC key-token, or a key label identifying a PKA key-storage record for such a token. The ECC key-token will contain a public-private key pair. A clear private-key is only allowed when rule-array keyword DERIV01 is specified.

The ECC curve type and size must be the same as the type (Prime or Brainpool) and size of the ECC key-token specified by the **public_key_identifier** parameter. The key-usage flag of the ECC key-token identified by the **private_key_identifier** parameter must permit key establishment (either KEY-MGMT or KM-ONLY).

For rule-array keyword DERIV02, the ECC key-token identified by the **private_key_identifier** parameter must contain an ECC key-derivation information section (section identifier X'23'). Refer to Table 323 on page 1147.

private_KEK_key_identifier_length

Direction: Input
Type: Integer

A pointer to an integer variable containing the number of bytes in the *private_KEK_key_identifier* variable. The maximum value is 900. If the *private_key_identifier* contains an internal ECC token, this value must be a zero.

private_KEK_key_identifier

Direction: Input
Type: String

A pointer to a string variable containing an internal KEK key-token, or the key label of such a record in AES key storage. The KEK key-token must be present if the key token specified by the **private_key_identifier** contains an external encrypted ECC key-token.

public_key_identifier_length

Direction: Input/Output
Type: Integer

A pointer to an integer variable containing the number of bytes in the *public_key_identifier* variable.

Note that even though this variable is not currently updated on output, it is reserved as an output field for future use.

public_key_identifier

Direction: Input/Output
Type: String

A pointer to a string variable containing an ECC key-token, or a key label identifying an AES key-storage record for such a key token. The ECC curve type and size must be the same as the type and size of the ECC key-token specified by the *private_key_identifier* parameter. If the **public_key_identifier** parameter identifies a key token containing a public-private key pair, no attempt to decrypt the private part is made.

Note that even though this variable is not currently updated on output, it is reserved as an output field for future use.

chaining_vector_length

Direction: Input/Output

Type: Integer

A pointer to an integer variable containing the number of bytes in the *chaining_vector* variable. This field is currently not used. The value must be 0.

chaining_vector

Direction: Input/Output

Type: String

A pointer to a string variable containing a buffer that is currently reserved.

party_info_length

Direction: Input/Output

Type: Integer

A pointer to an integer variable containing the number of bytes in the *party_info* variable. The value must be 8 - 64 for DERIV01. For DERIV02, the value must be 0 - 256.

party_info

Direction: Input/Output

Type: String

A pointer to a string variable. For DERIV01, the string contains the combined entity identifier information, including nonce. This information must contain data of both entities according to NIST SP800-56A Section 5.8. For DERIV02, the string contains optional shared data according to ANS X9.63-2011 section 5.6.3.

key_bit_length

Direction: Input

Type: Integer

A pointer to an integer variable containing the number of bits of key material to derive and place in the provided output key-token. The value must be 0 if the PASSTHRU rule-array keyword is specified. The value must be 64 - 256.

reserved_1_length

Direction: Input/Output

Type: Integer

A pointer to an integer variable containing the number of bytes in the *reserved_1* variable. The value must be 0.

reserved_1

Direction: Input/Output

Type: String

A pointer to a string variable that is currently not used.

reserved_2_length

Direction: Input/Output

Type: Integer

A pointer to an integer variable containing the number of bytes in the *reserved_2* variable. The value must be 0.

reserved_2

Direction: Input/Output

Type: String

A pointer to a string variable that is currently not used.

reserved_3_length

Direction: Input/Output

Type: Integer

A pointer to an integer variable containing the number of bytes in the *reserved_3* variable. The value must be 0.

reserved_3

Direction: Input/Output

Type: String

A pointer to a string variable that is currently not used.

reserved_4_length

Direction: Input/Output

Type: Integer

A pointer to an integer variable containing the number of bytes in the *reserved_4* variable. The value must be 0.

reserved_4

Direction: Input/Output

Type: String

A pointer to a string variable that is currently not used.

reserved_5_length

Direction: Input/Output

Type: Integer

A pointer to an integer variable containing the number of bytes in the *reserved_5* variable. The value must be 0.

reserved_5

Direction: Input/Output

Type: String

A pointer to a string variable that is currently not used.

output_KEK_key_identifier_length

Direction: Input

Type: Integer

A pointer to an integer variable containing the number of bytes in the *output_KEK_key_identifier* variable. The maximum value is 900. The *output_KEK_key_identifier_length* must be zero if *output_key_identifier* will contain an internal token or if the PASSTHRU rule-array keyword was specified.

output_KEK_key_identifier

Direction: Input

Type: String

A pointer to a string variable containing an internal KEK key-token, or a key label identifying a key-storage record for such a token. This parameter must identify a KEK key-token whenever the *output_key_identifier* specifies an external key-token. If the *output_key_identifier* specifies a DES key-token, then the *output_KEK_key_identifier* must identify a legacy DES KEK, otherwise it must identify a variable-length symmetric AES KEK key-token.

If this variable contains a key label, specify a transport key-type rule-array keyword (OKEK-DES or OKEK-AES) to identify which key-storage dataset contains the key token. If a transport key-type keyword is specified, it must match the type of key identified by this parameter, whether the key is in key storage or not.

If the *output_KEK_key_identifier* specifies a legacy DES KEK, then the key token must contain either an EXPORTER control vector with bit 21 on (EXPORT) or an IMPORTER control vector with bit 21 set to B'1' (IMPORT). The XLATE bit (bit 22) is not checked. Similarly, if the *output_KEK_key_identifier* identifies a variable-length symmetric AES KEK, then the KEK must have a key type of EXPORTER or IMPORTER. Key-usage field 1 of the KEK must be set so that the key can be used for EXPORT or IMPORT. In addition, key-usage field 4 must be set so that the key can wrap DERIVATION class keys.

output_key_identifier_length

Direction: Input/Output

Type: Integer

A pointer to an integer variable containing the number of bytes in the *output_key_identifier* variable. On input, the *output_key_identifier* length variable must be set to the total size of the buffer pointed to by the *output_key_identifier* parameter. On output, this variable contains the number of bytes of data returned by the verb in the *output_key_identifier* variable. The maximum allowed value is 900 bytes.

output_key_identifier

Direction: Input/Output

Type: String

A pointer to a string variable. On input, it must contain an internal or an external skeleton key-token, or a key label identifying a key-storage record for such a token. The skeleton key-token must be one of the following:

DES (legacy DES key-token)

- CIPHER, DECIPHER, or ENCIPHER
- EXPORTER or IMPORTER

AES

- DATA (legacy AES key-token)
- CIPHER (variable-length symmetric key-token) with key-usage field set so that the key can be used for decryption, encryption, or both)
- EXPORTER or IMPORTER (variable-length symmetric key-token)

On successful completion, this variable contains either:

- An updated key-token that contains the generated symmetric key material, or the key label of the key-token that has been updated in key storage.
- "Z" data (in the clear) if the PASSTHRU rule-array keyword was specified.

If this variable contains an external key-token on input, then the *output_KEK_key_identifier* is used to securely encrypt it for output. If this variable contains a key label, specify an output key-type rule-array keyword (KEY-DES or KEY-AES) to identify which key-storage dataset contains the key token. If an output key-type keyword is specified, it must match the type of key identified by this parameter, whether the key is in key storage or not.

If this variable identifies an external DES key-token, then the *output_KEK_key_identifier* must identify a DES KEK key-token. If this variable is present and identifies an external key-token other than a DES key-token, then the *output_KEK_key_identifier* must identify an AES KEK key-token.

Restrictions

The restrictions for CSNDEDH.

- The NIST security strength requirements are enforced, with respect to ECC curve type (input) and derived key-length. See “Required commands” on page 243 about how you can override this enforcement.

Table 61 on page 243 lists the valid key bit lengths and the minimum curve size required for each of the supported output key types:

Output key ID type	Valid key bit lengths	Minimum curve required
DES	64	P160
	128	P160
	192	P224
AES	128	P256
	192	P384
	256	P512

- A clear private key is only allowed when rule-array keyword DERIV01 is specified.
- **TRIPLE**, **TRIPLE-O**, **ZEROCV24**, and **WRAPENH2** rule array keywords are not supported in releases before Release 5.4 and Release 6.2.
- Support for three-key Triple-DES keys is not available in releases before Release 5.4 and Release 6.2. Beginning with Release 5.4 and Release 6.2, this verb supports triple-length TDES keys. For a list of supported three-key Triple-DES key types see Table 10 on page 67.

Required commands

The CSNDEDH required commands.

This table describes access control points that the EC Diffie-Hellman verb must have enabled in the active role under certain circumstances.

Command	Offset	When required
ECC Diffie-Hellmann	X'0360'	When using the EC Diffie-Hellman verb
ECC Diffie-Hellman - Allow DERIV02	X'035F'	When using the DERIV02 rule

Command	Offset	When required
ECC Diffie-Hellman - Allow key wrap override	X'0362'	If the output_key_identifier parameter identifies a DES key-token, and the wrapping method specified is WRAP-ECB or WRAP-ENH.
Prohibit weak wrapping - Transport keys This command affects multiple verbs. See Chapter 26, "Access control points and verbs," on page 1259 .	X'0328'	To disable the wrapping of a stronger key with a weaker transport key
Warn when weak wrap - Transport keys The command Prohibit weak wrapping - Transport keys (offset X'0328') overrides this command.	X'032C'	To receive a warning against the wrapping of a stronger key with a weaker transport key
ECC Diffie-Hellman - Prohibit weak key generate	X'036F'	To disable a weaker key from being used to generate a stronger key
ECC Diffie-Hellman - Allow PASSTHRU	X'0361'	When specifying the PASSTHRU rule-array keyword.

Depending on curve type, each length of p in bits contained in the ECC private-key section and the ECC public-key section must have the following command enabled in the active role:

Curve type	Length of prime p in bits	Offset	Command
Brainpool	160 (X'00A0')	X'0368'	ECC Diffie-Hellmann - Allow BP Curve 160
	192 (X'00C0')	X'0369'	ECC Diffie-Hellmann - Allow BP Curve 192
	224 (X'00E0')	X'036A'	ECC Diffie-Hellmann - Allow BP Curve 224
	256 (X'0100')	X'036B'	ECC Diffie-Hellmann - Allow BP Curve 256
	320 (X'0140')	X'036C'	ECC Diffie-Hellmann - Allow BP Curve 320
	384 (X'0180')	X'036D'	ECC Diffie-Hellmann - Allow BP Curve 384
	512 (X'0200')	X'036E'	ECC Diffie-Hellmann - Allow BP Curve 512

Curve type	Length of prime p in bits	Offset	Command
Prime	192 (X'00C0')	X'0363'	ECC Diffie-Hellman - Allow Prime Curve 192
	224 (X'00E0')	X'0364'	ECC Diffie-Hellman - Allow Prime Curve 224
	256 (X'0100')	X'0365'	ECC Diffie-Hellman - Allow Prime Curve 256
	384 (X'0180')	X'0366'	ECC Diffie-Hellman - Allow Prime Curve 384
	521 (X'0209')	X'0367'	ECC Diffie-Hellman - Allow Prime Curve 521

To disable the wrapping of a key with a weaker master key, the **Prohibit weak wrapping - Master keys** command (offset X'0333') must be enabled in the active role.

To receive a warning when wrapping a key with a weaker master key, enable the **Warn when weak wrap - Master keys** command (offset X'0332') in the active role. The **Prohibit weak wrapping - Master keys** command overrides this command.

Usage notes

Usage notes for CSNDEDH.

The PASSTHRU service is provided as a convenience to users who wish to implement their own key completion process in host application software. While the "Z" derivation process is not reversible (the ECC keys cannot be discovered by obtaining "Z") there is a level of security compromise associated with returning the clear "Z" to the application. Future derivations for CCA key tokens using ECC keys previously used in PASSTHRU must be considered to have lower security, and using the same ECC keys for PASSTHRU as for DERIV01 is strongly discouraged. It should also be noted that since "Z" is the secret material, returning it in the clear to the host application reduces security level of the "Z" from the HSM level to the host application level, and keys made from this material should not be regarded as having any HSM protection.

For more information, see [“EC Diffie-Hellman key agreement models”](#) on page 68.

JNI version

This verb has a Java Native Interface (JNI) version, which is named CSNDEDHJ.

See [“Building Java applications using the CCA JNI”](#) on page 23.

Format

```
public native void CSNDEDHJ(
    hikmNativeNumber return_code,
    hikmNativeNumber reason_code,
    hikmNativeNumber exit_data_length,
    byte[] exit_data,
    hikmNativeNumber rule_array_count,
    byte[] rule_array,
    hikmNativeNumber private_key_identifier_length,
    byte[] private_key_identifier,
    hikmNativeNumber private_KEK_key_identifier_length,
    byte[] private_KEK_key_identifier,
    hikmNativeNumber public_key_identifier_length,
    byte[] public_key_identifier,
    hikmNativeNumber chaining_vector_length,
    byte[] chaining_vector,
    hikmNativeNumber party_info_length,
    byte[] party_info,
```

Key Export (CSNBKEX)

```
hikmNativeNumber  key_bit_length,  
hikmNativeNumber  reserved_1_length,  
byte[]            reserved_1,  
hikmNativeNumber  reserved_2_length,  
byte[]            reserved_2,  
hikmNativeNumber  reserved_3_length,  
byte[]            reserved_3,  
hikmNativeNumber  reserved_4_length,  
byte[]            reserved_4,  
hikmNativeNumber  reserved_5_length,  
byte[]            reserved_5,  
hikmNativeNumber  output_KEK_key_identifier_length,  
byte[]            output_KEK_key_identifier,  
hikmNativeNumber  output_key_identifier_length,  
byte[]            output_key_identifier);
```

Key Export (CSNBKEX)

Use the Key Export verb to re-encipher any type of key (except an IMP-PKA) from encryption under a master key variant to encryption under the same variant of an exporter key-encrypting key. The source key can be a single-length DES key, a double-length Triple-DES key or, beginning with Release 5.4, a triple-length Triple-DES key, and must be in an operational fixed-length DES key-token.

The re-enciphered key can be exported to another system.

If the key to be exported is a DATA key, the Key Export verb generates a key token with the same key length as the input token's key.

This verb supports the no-export bit that the Prohibit Export verb sets in the internal token.

Note: This verb supports PCI-HSM 2016 compliant-tagged key tokens.

Format

The format of CSNBKEX.

```
CSNBKEX(  
    return_code,  
    reason_code,  
    exit_data_length,  
    exit_data,  
    key_type,  
    source_key_identifier,  
    exporter_key_identifier,  
    target_key_identifier)
```

Parameters

The parameter definitions for CSNBKEX.

For the definitions of the *return_code*, *reason_code*, *exit_data_length*, and *exit_data* parameters, see [“Parameters common to all verbs”](#) on page 18.

key_type

Direction: Input

Type: String

The parameter is an 8-byte field that contains either a key type value or the keyword TOKEN. The keyword is left-aligned and padded on the right with blanks.

If the key type is TOKEN, CCA determines the key type from the control vector (CV) field in the internal key token provided in the *source_key_identifier* parameter.

Key type values for the Key Export verb are:

CIPHER	DATAMV	MAC
CIPHERXI	DECIPHER	MACVER
CIPHERXL	ENCIPHER	OKEYXLAT
CIPHERXO	EXPORTER	OPINENC
DATA	IKEYXLAT	PINGEN
DATAC	IMPORTER	PINVER
DATAM	IPINENC	TOKEN

For information about the meaning of the key types, see [Table 6 on page 41](#).

source_key_identifier

Direction: Input

Type: String

A 64-byte string of the internal key token that contains the key to be re-enciphered. This parameter must identify an internal key token in application storage, or a label of an existing key in the DES key storage file.

If you supply TOKEN for the *key_type* parameter, CCA looks at the control vector in the internal key token and determines the key type from this information. If you supply TOKEN for the *key_type* parameter and supply a label for this parameter, the label must be unique in the DES key storage file.

exporter_key_identifier

Direction: Input/Output

Type: String

A 64-byte string of the internal key token or key label that contains the exporter key-encrypting key. This parameter must identify an internal key token in application storage, or a label of an existing key in the key storage file.

If the NOCV bit is on in the internal key token containing the key-encrypting key, the key-encrypting key itself (not the key-encrypting key variant) is used to encipher the generated key.

Control vectors are explained in [“Control vector” on page 39](#) and the NOCV bit is shown in [Table 279 on page 1000](#).

target_key_identifier

Direction: Input/Output

Type: String

The 64-byte field external key token that contains the re-enciphered key. The re-enciphered key can be exchanged with another cryptographic system.

Restrictions

The restrictions for CSNBKEX.

For security reasons, requests will fail by default if they use an equal key halves exporter to export a key with unequal key halves. You must have access control point **Key Export - Unrestricted** explicitly enabled if you want to export keys in this manner.

Note: As of CCA 5.4 and CCA 6.2, this verb supports three-key TDES keys. As a key management service this includes three-key TDES key encrypting keys (KEKs).

Required commands

The CSNBKEX required commands.

This verb requires the **Key Export** command (offset X'0013') to be enabled in the active role.

By also specifying the **Key Export - Unrestricted** command (offset X'0276'), you can permit a less secure mode of operation that enables an equal key-halves EXPORTER key-encrypting-key to export a key having unequal key-halves (key parity bits are ignored).

Usage notes

Usage notes for CSNBKEX.

For Key Export, you can use the following combinations of parameters:

- A valid key type in the *key_type* parameter and an internal key token in the *source_key_identifier* parameter. The key type must be equivalent to the control vector specified in the internal key token.
- A *key_type* parameter of TOKEN and an internal key token in the *source_key_identifier* parameter. The *source_key_identifier* can be a label with TOKEN only if the label name is unique in the key storage. The key type is extracted from the control vector contained in the internal key token.
- A valid key type in the *key_type* parameter, and a label in the *source_key_identifier* parameter.

If internal key tokens are supplied in the *source_key_identifier* or *exporter_key_identifier* parameters, the key in one or both tokens can be re-enciphered. This occurs if the master key was changed since the internal key token was last used. The return and reason codes that indicate this do *not* indicate which key was re-enciphered. Therefore, assume both keys have been re-enciphered.

Existing internal tokens created with key type MACD must be exported with either a TOKEN or DATAM key type. The external CV will be DATAM CV. The MACD key type is not supported.

To export a double-length MAC generation or MAC verification key, it is recommended that a key type of TOKEN be used.

JNI version

This verb has a Java Native Interface (JNI) version, which is named CSNBKEXJ.

See [“Building Java applications using the CCA JNI”](#) on page 23.

Format

```
public native void CSNBKEXJ(  
    hikmNativeNumber return_code,  
    hikmNativeNumber reason_code,  
    hikmNativeNumber exit_data_length,  
    byte[]           exit_data,  
    byte[]           key_type,  
    byte[]           source_key_identifier,  
    byte[]           exporter_key_identifier,  
    byte[]           target_key_identifier);
```

Key Generate (CSNBKGN)

Use the Key Generate verb to generate an AES key of type DATA, or either one or two odd parity DES keys of *any* type.

The DES keys can be single-length (8-byte), double-length (16-byte), or, in the case of DATA keys, triple-length (24-byte). The AES keys can be 16, 24 or 32 bytes in length. The Key Generate verb does not produce keys in clear form; all keys are returned in encrypted form. When two keys are generated (DES only), each key has the same clear value, although this clear value is not exposed outside the secure cryptographic feature.

For AES, the verb returns only one copy of the key, enciphered under the AES master key. For DES, the verb selectively returns one copy of the key or two, with each copy enciphered under a user-specified DES key-encrypting key.

This verb returns the key to the application program that called it and the application program can then use the CCA key storage verbs to store the key in the key storage file.

Note: This verb supports PCI-HSM 2016 compliant-tagged key tokens.

Format

The format of CSNBKGN.

```
CSNBKGN(
    return_code,
    reason_code,
    exit_data_length,
    exit_data,
    key_form,
    key_length,
    key_type_1,
    key_type_2,
    kek_key_identifier_1,
    kek_key_identifier_2,
    generated_key_identifier_1,
    generated_key_identifier_2)
```

Parameters

The parameter definitions for CSNBKGN.

For the definitions of the *return_code*, *reason_code*, *exit_data_length*, and *exit_data* parameters, see [“Parameters common to all verbs” on page 18](#).

key_form

Direction: Input
Type: String

A 4-byte keyword that defines the type of key you want generated. This parameter also specifies if each key should be returned for either operational, importable, or exportable use. The keyword must be in a 4-byte field, left-aligned, and padded with blanks.

The possible key forms are:

Operational (OP)

The key is used for cryptographic operations on the local system. Operational keys are protected by master key variants and can be stored in the CCA key storage file or held by applications in internal key tokens.

Importable (IM)

The key is stored with a file or sent to another system. Importable keys are protected by importer key-encrypting keys.

Exportable (EX)

The key is transported or exported to another system and imported there for use. Exportable keys are protected by exporter key-encrypting keys and cannot be used by CCA verb.

Importable and exportable keys are contained in external key tokens. For more information on key tokens, refer to [“Key token” on page 33](#).

The first two characters refer to *key_type_1*. The next two characters refer to *key_type_2*.

The following keywords are allowed: OP, IM, EX, OPIM, OPEX, IMEX, EXEX, OPOP, and IMIM. See [Table 62 on page 250](#) for their meanings.

Table 62. Keywords for the Key Generate verb *key_form* parameter

Keyword	Description
EX	Return one copy of the key enciphered under an exporter KEK with key usage EXEX.
EXEX	Return two copies of the key, both enciphered under exporter key-encrypting keys with key usage EXEX.
IM	Return one copy of the key enciphered under an importer KEK with key usage IMEX.
IMEX	Return two copies of the key, the first enciphered under an importer KEK with key usage IMEX, and the second under an exporter KEK with key usage IMEX.
IMIM	Return two copies of the key, both enciphered under importer KEKs with key usage IMIM.
OP	Return one copy of the key enciphered under the DES master key.
OPEX	Return two copies of the key, the first enciphered key under the DES master key and the second under an exporter KEK with key usage OPEX.
OPIM	Return two copies of the key, the first enciphered key under the DES master key and the second under an importer KEK with key usage OPIM.
OPOP	Return two copies of the key, both enciphered under the DES master key.

The key forms are defined as follows:

Operational (OP)

The key value is enciphered under a master key. The result is placed into an internal key token. The key is then operational at the local system.

Importable (IM)

The key value is enciphered under an importer key-encrypting key. The result is placed into an external key token. The key can then be imported later to the local node. This key form cannot be used by any CCA verb.

Exportable (EX)

The key value is enciphered under an exporter key-encrypting key. The result is placed into an external key token. The key can then be transported or exported to another system and imported there for use. This key form cannot be used by any CCA verb.

The keys are placed into tokens that the *generated_key_identifier_1* and *generated_key_identifier_2* parameters identify.

Valid key type combinations depend on the key form. See [Table 66 on page 256](#) for valid key combinations.

key_length

Direction: Input

Type: String

An 8-byte value that defines the length of the key as being 8, 16, 24 or 32 bytes. The keyword must be left-aligned and padded on the right with blanks. You must supply one of the key length values in the *key_length* parameter.

Note: As of CCA 5.4 and CCA 6.2, this verb supports three-key TDES keys. As a key management service this includes three-key TDES key encrypting keys (KEKs).

[Table 63 on page 251](#) lists the key lengths used for various key types.

<i>Table 63. Key length values for the Key Generate verb</i>		
Value	Description	Algorithm
SINGLE or KEYLN8	Single length (8-byte or 64-bit) key	DES
SINGLE-R	Generates a double-length (two-key) Triple-DES key (16 bytes) with replicated key halves, making an effective single-length key (CV bit 40 = B'0'; see the Note at the end of the table). DES only.	DES
DOUBLE or KEYLN16	Double length (16-byte or 128-bit) key	AES or DES
DOUBLE-O	Double length (16-byte or 128-bit) key	DES
TRIPLE	Generates a triple-length (three-key) Triple-DES key (24 bytes) that does not have key parts guaranteed unique (CV bit 40 = B'0'; see the Note at the end of the table).	DES only
TRIPLE-O	Generates a triple-length (three-key) Triple-DES key (24 bytes) that has key parts guaranteed unique (CV bit 40 = B'1'; see the Note at the end of the table).	DES only.
ZEROCV24	Generates a triple-length (three-key) Triple-DES key (24 bytes) for a default DATA key that does not have key parts guaranteed unique. Requires at least one generated key that is in external form. Not valid with key form keyword OP or OPOP. Notes: <ul style="list-style-type: none"> • Each external key is returned in a Version X'01' fixed-length DES key-token, that is, in a key-token that has a control vector valued to binary zeros. • If OPIM or OPEX is specified, the internal key is returned in a non-Version X'01' fixed-length DES key-token. The internal key-token has a default control vector for a triple-length DATA key. 	DES only.
KEYLN24	Triple length (24-byte or 192-bit) key	AES or DES
KEYLN32	32-byte (256-bit) key	AES
<p>Note: Excluding Version X'01' fixed-length DES key tokens, the key-form bits of a triple-DES control vector can be set so that the key parts are guaranteed unique (that is, not replicated). This control vector setting prevents a double-length or triple-length key that has an effective strength of single length, or a triple-length key that has an effective strength of double length, from masquerading as a stronger Triple-DES key. CCA supports the keyword DOUBLE-O to force the verb to generate a double-length Triple-DES key that has both key parts guaranteed unique.</p> <p>Beginning with Release 5.4, CCA also supports the keyword TRIPLE-O to force the verb to generate a triple-length Triple-DES key that has all three key parts guaranteed unique. Another method to force the verb to generate a Triple-DES key with key parts guaranteed unique is to provide a key token with a control vector that has the required key form bits set. See “Key form bits, 'fff' and 'FFF’” on page 1200.</p>		

AES keys allow only KEYLN16, KEYLN24, and KEYLN32. To generate a 128-bit AES key, specify *key_length* as KEYLN16. For 192-bit AES keys specify *key_length* as KEYLN24. A 256-bit AES key requires a *key_length* of KEYLN32. All AES keys are DATA keys.

Keys with a length of 32 bytes have four 8-byte key parts. This key length is valid only for AES keys. To generate a 32-byte AES key with four different values to be the basis of each key part, specify *key_length* as KEYLN32.

Key Generate (CSNBKGN)

To generate a single-length key, specify *key_length* as SINGLE or KEYLN8.

Double-length (16-byte) keys have an 8-byte left half and an 8-byte right half. Both halves can have identical clear values or not. If you want the same value to be used in both key halves (called *replicated key values*), specify a *key_length* of SINGLE, SINGLE-R, or KEYLN8. If you want different values to be the basis of each key half, specify a *key_length* of DOUBLE or KEYLN16.

Triple-length (24-byte) keys have three 8-byte key parts. This key length is valid for DATA keys only. To generate a triple-length DATA key with three different values to be the basis of each key part, specify a *key_length* of KEYLN24.

Use SINGLE or SINGLE-R if you want to create a DES transport key that you would use to exchange DATA keys with a PCF system. Because PCF does not use double-length transport keys, specify SINGLE so that the effects of multiple encipherment are nullified.

When generating an AKEK, the *key_length* parameter is ignored. The AKEK key length (8-byte or 16-byte) is determined by the skeleton token created by the Key Token Build verb and provided in the *generated_key_identifier_1* parameter.

The key length specified must be consistent with the key length indicated by the token you supply. For DES keys, this length is a field in the control vector. For AES keys, the length is an explicit field in the token. Table 64 on page 252 shows the valid key lengths for each key type. An **X** indicates that a key length is permitted for a key type. A **Y** indicates that the key generated will be a double-length key with replicated key values. It is preferred that SINGLE-R be used for this result.

Key Type	SINGLE (KEYLN8)	SINGLE-R	DOUBLE (KEYLN16)	DOUBLE-O	Triple (KEYLN24)	(KEYLN32)
AESDATA			X		X	X
MAC	X	X	X	X		
MACVER	X	X	X	X		
DATA	X	X	X	X	X	
DATAM			X	X		
DATAMV			X	X		
EXPORTER	Y	X	X	X		
IMPORTER	Y	X	X	X		
IKEYXLAT	Y	X	X	X		
OKEYXLAT	Y	X	X	X		
CIPHER	X		X	X		
DECIPHER	X		X	X		
ENCIPHER	X		X	X		
IPINENC	Y	X	X	X		
OPINENC	Y	X	X	X		
PINGEN	Y	X	X	X		
PINVER	Y	X	X	X		

Table 64. Key Generate - key lengths for each key type (continued)

Key Type	SINGLE (KEYLN8)	SINGLE-R	DOUBLE (KEYLN16)	DOUBLE-O	Triple (KEYLN24)	(KEYLN32)
CVARDEC*	X		X	X		
CVARENC*	X		X	X		
CVARPINE*	X		X	X		
CVARXCVL*	X		X	X		
CVARXCVR*	X		X	X		
DKYGENKY*		X	X	X		
KEYGENKY*		X	X	X		
CIPHERXI				X		
CIPHERXL				X		
CIPHERXO				X		

Note: Key types marked with an asterisk (*) are requested through the use of the TOKEN keyword and specifying a proper control vector in a key token.

key_type_1

Direction: Input

Type: String

An 8-byte keyword from the following group:

AESDATA	DATA	ENCIPHER	MACVER
AESTOKEN	DATAC	EXPORTER	OKEYXLAT
CIPHER	DATAM	IKEYXLAT	OPINENC
CIPHERXI	DATAMV	IMPORTER	PINGEN
CIPHERXL	DATAXLAT	IPINENC	PINVER
CIPHERXO	DECIPHER	MAC	

or the keyword TOKEN.

For information on the meaning of the key types, see [Table 6 on page 41](#).

Use the **key_type_1** parameter for the first, or only key, that you want generated. The keyword must be left-aligned and padded with blanks. Valid type combinations depend on the key form.

If **key_type_1** is TOKEN, CCA examines the control vector (CV) field in the **generated_key_identifier_1** parameter to derive the key type. When **key_type_1** is TOKEN, CCA does not check for the length of the key for DATA keys. Instead, it uses the **key_length** parameter to determine the length of the key.

Use the AESTOKEN keyword for AES keys, or the TOKEN keyword for DES keys to indicate that the verb should determine the key type from the key token that you supply. For AES, all keys are type AESDATA. For DES, the key type is determined from the control vector in the key tokens. Alternatively, you can specify the key type using keywords shown in [Table 65 on page 256](#) and [Table 66 on page 256](#).

Key types can have mandatory key forms. For example, CVARENC keys must be generated in pairs with CVARDEC keys. The reason is that a CVARENC key can only be used for encryption, and without a CVARDEC key you cannot decrypt the data. See [Table 65 on page 256](#) and [Table 66 on page 256](#) for valid key type and key form combinations.

key_type_2

Direction: Input

Type: String

An 8-byte keyword from the following group:

AESDATA	DATA	ENCIPHER	MACVER
AESTOKEN	DATA C	EXPORTER	OKEYXLAT
CIPHER	DATAM	IKEYXLAT	OPINENC
CIPHERXI	DATAMV	IMPORTER	PINGEN
CIPHERXL	DATAXLAT	IPINENC	PINVER
CIPHERXO	DECIPHER	MAC	

or the keyword TOKEN.

For information on the meaning of the key types, see [Table 6 on page 41](#).

Use the *key_type_2* parameter for a key pair, which is shown in [Table 66 on page 256](#). The keyword must be left-aligned and padded with blanks. Valid type combinations depend on the key form.

If *key_type_2* is TOKEN, CCA examines the control vector (CV) field in the *generated_key_identifier_2* parameter to derive the key type. When *key_type_2* is TOKEN, CCA does not check for the length of the key for DATA keys. Instead, it uses the *key_length* parameter to determine the length of the key.

If you want only one key to be generated, specify the *key_type_2* and *KEK_key_identifier_2* as binary zeros.

See [Table 65 on page 256](#) and [Table 66 on page 256](#) for valid key type and key form combinations.

KEK_key_identifier_1

Direction: Input/Output

Type: String

A 64-byte string of an internal key token containing the importer or exporter key-encrypting key, or a key label. If you supply a key label that is less than 64-bytes, it must be left-aligned and padded with blanks. *KEK_key_identifier_1* is required for a *key_form* of IM, EX, IMEX, EXEX, or IMIM.

If the *key_form* is OP, OPEX, OPIM, or OPOP, the *KEK_key_identifier_1* is null.

If the NOCV bit is on in the internal key token containing the key-encrypting key, the key-encrypting key itself (not the key-encrypting key variant) is used to encipher the generated key.

Control vectors are explained in [“Control vector” on page 39](#) and the NOCV bit is shown in [Table 279 on page 1000](#).

This parameter is not used when generating AES keys, and should point to null key-tokens.

KEK_key_identifier_2

Direction: Input/Output

Type: String

A 64-byte string of an internal key token containing the importer or exporter key-encrypting key, or a key label of an internal token. If you supply a key label that is less than 64-bytes, it must be left-aligned and padded with blanks. *KEK_key_identifier_2* is required for a *key_form* of OPIM, OPEX, IMEX, IMIM, or EXEX. This field is ignored for *key_form* keywords OP, IM and EX.

If the NOCV bit is on in the internal key token containing the key-encrypting key, the key-encrypting key itself (not the key-encrypting key variant) is used to encipher the generated key.

Control vectors are explained in [“Control vector” on page 39](#) and the NOCV bit is shown in [Table 279 on page 1000](#).

This parameter is not used when generating AES keys, and should point to null key-tokens.

generated_key_identifier_1**Direction:** Input/Output**Type:** String

This parameter specifies either a generated:

- Internal key token for an operational key form, or
- External key token containing a key enciphered under the *kek_key_identifier_1* parameter.

When *key_type_1* parameter is AESDATA, the *generated_key_identifier_1* parameter is ignored. In this case, it is recommended that the parameter be initialized to 64-bytes of X'00'.

If you specify a *key_type_1* of TOKEN, then this field contains a valid token of the key type you want to generate. Otherwise, on input, this parameter must be binary zeros. See *key_type_1* for a list of valid key types.

If you specify a *key_type_1* of IMPORTER or EXPORTER and a *key_form* of OPEX, and if the *generated_key_identifier_1* parameter contains a valid internal token of the same type, the NOCV bit, if on, is propagated to the generated key token.

Using the AESTOKEN or TOKEN keyword in the key type parameters requires that the key tokens already exist when the verb is called, so the information in those tokens can be used to determine the key type:

- The *key_type_1* parameter overrides the type in the token.
- The *key_length* parameter overrides the length value in the generated key token.

To generate a compliant-tagged key token, a compliant-tagged skeleton token must be supplied.

In general, unless you are using the AESTOKEN or TOKEN keyword, you must identify a null key token in the generated key identifier parameters on input.

generated_key_identifier_2**Direction:** Input/Output**Type:** String

This parameter specifies a generated external key token containing a key enciphered under the *kek_key_identifier_2* parameter.

If you specify a *key_type_2* of TOKEN, then this field contains a valid token of the key type you want to generate. Otherwise, on input, this parameter must be binary zeros. See *key_type_1* for a list of valid key types.

The token can be an internal or external token.

To generate a compliant-tagged key token, a compliant-tagged skeleton token must be supplied.

Using the AESTOKEN or TOKEN keyword in the key type parameters requires that the key tokens already exist when the verb is called, so the information in those tokens can be used to determine the key type. In general, unless you are using the AESTOKEN or TOKEN keyword, you must identify a null key token in the generated key identifier parameters on input.

Restrictions

The restrictions for CSNBKGN.

Note: As of CCA 5.4 and CCA 6.2, this verb supports three-key TDES keys. As a key management service this includes three-key TDES key encrypting keys (KEKs).

Required commands

The CSNBKGN requires the following commands.

Depending on the **key_type** and **key_form** parameters selected, the verb could require one or more of these commands to be enabled in the active role:

Offset	Command
X'008C'	Key Generate - Key set
X'008E'	Key Generate - OP
X'00D7'	Key Generate - Key set extended
X'00DB'	Key Generate - SINGLE-R

Note: A role with offset X'00DB' enabled can also possibly use the Remote Key Export verb to replicate a single-length source key.

Usage notes

The usage notes for CSNBKGN.

Table 65 on page 256 shows the valid key type and key form combinations for a single key. Key types marked with an '*' must be requested through the specification of a proper control vector in a key token and through the use of the TOKEN keyword. See also Chapter 21, "Key forms and types used in the Key Generate verb," on page 1187.

Note: Not all key types are valid on all hardware. See Table 6 on page 41.

For AES keys, only key form OP is supported. AES keys cannot be generated in pairs.

Table 65. Keywords for Key Generate, valid key types and key forms for a single key

Key Type 1	Key Type 2	OP	IM	EX
AESDATA	Not applicable	X		
AESTOKEN	Not applicable	X		
DATA	Not applicable	X	X	X
DATA*	Not applicable	X	X	X
DATAM	Not applicable	X	X	X
DKYGENKY*	Not applicable	X	X	X
KEYGENKY*	Not applicable	X	X	X
MAC	Not applicable	X	X	X
PINGEN	Not applicable	X	X	X

Table 66 on page 256 shows the valid key type and key form combinations for a key pair.

Table 66. Keywords for Key Generate, valid key types and key forms for a key pair

Key Type 1	Key Type 2	OPEX	EXEX	OPIM, OPOP, IMIM	IMEX
CIPHER	CIPHER	X	X	X	X
CIPHER	DECIPHER	X	X	X	X

Table 66. Keywords for Key Generate, valid key types and key forms for a key pair (continued)

Key Type 1	Key Type 2	OPEX	EXEX	OPIM, OPOP, IMIM	IMEX
CIPHER	ENCIPHER	X	X	X	X
CVARDEC*	CVARENC*	E			E
CVARDECC*	CVARPINE*	E			E
CVARENC*	CVARDEC*	E			E
CVARENC*	CVARXCVL*	E			E
CVARENC*	CVARXCVR*	E			E
CVARXCVL*	CVARENC*	E			E
CVARXCVR*	CVARENC*	E			E
CVARPINE*	CVARDEC*	E			E
DATA	DATA	X	X	X	X
DATA	DATAXLAT	X	X		X
DATA*	DATA*	X	X	X	X
DATAM	DATAM	X	X	X	X
DATAM	DATAMV	X	X	X	X
DATAXLAT	DATAXLAT	X	X		X
DECIPHER	CIPHER	X	X	X	X
DECIPHER	ENCIPHER	X	X	X	X
DKYGENKY*	DKYGENKY*	X	X	X	X
ENCIPHER	CIPHER	X	X	X	X
ENCIPHER	DECIPHER	X	X	X	X
EXPORTER	IKEYXLAT	X	X		X
EXPORTER	IMPORTER	X	X		X
IKEYXLAT	EXPORTER	X	X		X
IKEYXLAT	OKEYXLAT	X	X		X
IMPORTER	EXPORTER	X	X		X
IMPORTER	OKEYXLAT	X	X		X
IPINENC	OPINENC	X	X	E	X
KEYGENKY*	KEYGENKY*	X	X	X	X
MAC	MAC	X	X	X	X
MAC	MACVER	X	X	X	X
OKEYXLAT	IKEYXLAT	X	X		X
OKEYXLAT	IMPORTER	X	X		X
OPINENC	IPINENC	X	X	E	X

Table 66. Keywords for Key Generate, valid key types and key forms for a key pair (continued)

Key Type 1	Key Type 2	OPEX	EXEX	OPIM, OPOP, IMIM	IMEX
OPINENC	OPINENC			X	
PINVER	PINGEN	X	X		X
PINGEN	PINVER	X	X		X

Note:

1. AES keys cannot be generated in pairs.
2. An 'X' indicates a permissible key type combination for a given key form. An 'E' indicates that a special (Extended) command is required as those keys require special handling.
3. The key types marked with an '*' must be requested through the specification of a proper control-vector in a key token and the use of the TOKEN keyword.

JNI version

This verb has a Java Native Interface (JNI) version, which is named CSNBKGNJ.

See [“Building Java applications using the CCA JNI”](#) on page 23.

Format

```
public native void CSNBKGNJ(
    hikmNativeNumber return_code,
    hikmNativeNumber reason_code,
    hikmNativeNumber exit_data_length,
    byte[] exit_data,
    byte[] key_form,
    byte[] key_length,
    byte[] key_type_1,
    byte[] key_type_2,
    byte[] KEK_key_identifier_1,
    byte[] KEK_key_identifier_2,
    byte[] generated_key_identifier_1,
    byte[] generated_key_identifier_2);
```

Key Generate2 (CSNBKGN2)

Use the Key Generate2 verb to randomly generate a keyed hash message authentication code (HMAC) key or an AES key. Depending on the key form specified, the verb returns either one or two enciphered copies of the key, each in a variable-length symmetric key-token. Key tokens can be returned to either application storage or AES key storage.

To generate keys that are returned in a fixed-length symmetric key-token, see [“Key Generate \(CSNBKGN\)”](#) on page 248.

The CSNBKGN2 verb selectively returns one or two copies of an AES or an HMAC key enciphered under the AES master key or an AES key-encrypting key. Keys enciphered under the master key are immediately usable at the local node.

The verb can create default key tokens, update the key in existing key tokens, or complete skeleton key tokens. You can use the Key Token Build2 verb to build a skeleton key token (see [“Key Token Build2 \(CSNBKTB2\)”](#) on page 303.

Note: Variable-length symmetric key tokens have an associated data section that contains clear data. This section is hashed and the hash value is cryptographically bound to its enciphered payload. See [“Variable-length symmetric key tokens”](#) on page 1005.

To use this verb, specify the following:

- Two required rule array keywords:
 - a required token algorithm keyword that selects the type of algorithm that the key can be used for (either AES or HMAC)
 - a required key form keyword that selects the number of keys to return, either one or two, and the token type for each key, either internal or external.
- The number of bits of clear-key data to randomly generate and return encrypted in the generated key or keys
 - AES keys can be 128, 192, or 256 bits
 - HMAC keys can be 80 - 2048 bits

Any generated key will have the specified key length.

- The key types of each AES or HMAC key to be returned. A key type of TOKEN indicates that the generated key token provided as input is to be updated.

Note:

1. When generating only one copy of the key, use eight space characters for the second key-type variable.
 2. To update an existing key token with a copy of the randomly generated key, specify keyword TOKEN as the key type and identify the key token to be updated using the **generated_key_identifier_n** parameter.
 3. If the key type is not TOKEN, the **generated_key_identifier_n** parameter must have a length of zero or point to a null key-token. This results in a key token with default key-usage and key-management fields.
- The optional key name (label), 64 bytes, of one or both keys that is to be placed in the associated data of the key token; if provided, this data overrides any label in the input generated key token.
 - The optional user-defined associated data, up to 255 bytes, of one or both keys that is to be placed in the associated data of the key token; if provided, this data overrides any user-defined associated data in the input generated key token.

Note: A **user_associated_data_n** variable that contains data overrides any user-defined associated data contained in a key token to be updated.

- A key-encrypting key (KEK) identifier of key type EXPORTER or IMPORTER, contained in an internal variable-length symmetric key-token, for wrapping each external key to be returned.
- The key identifier for each key to be generated.

Note: This verb supports PCI-HSM 2016 compliant-tagged key tokens.

Format

The format of CSNBKGN2.

```
CSNBKGN2(
    return_code,
    reason_code,
    exit_data_length,
    exit_data,
    rule_array_count,
    rule_array,
    clear_key_bit_length,
    key_type_1,
    key_type_2,
    key_name_1_length,
    key_name_1,
    key_name_2_length,
    key_name_2,
    user_associated_data_1_length,
    user_associated_data_1,
    user_associated_data_2_length,
    user_associated_data_2,
    key_encrypting_key_identifier_1_length,
    key_encrypting_key_identifier_1,
    key_encrypting_key_identifier_2_length,
    key_encrypting_key_identifier_2,
    generated_key_identifier_1_length,
    generated_key_identifier_1,
    generated_key_identifier_2_length,
    generated_key_identifier_2)
```

Parameters

The parameter definitions for CSNBKGN2.

For the definitions of the *return_code*, *reason_code*, *exit_data_length*, and *exit_data* parameters, see “Parameters common to all verbs” on page 18.

rule_array_count

Direction: Input
Type: Integer

The number of keywords you supplied in the *rule_array* parameter. This value must be 2, 3, or 4.

rule_array

Direction: Input
Type: String array

The *rule_array* contains keywords that provide control information to the verb. The keywords must be in contiguous storage with each of the keywords left-aligned in its own 8-byte location and padded on the right with blanks. The *rule_array* keywords are described in [Table 67](#) on page 260.

Table 67. Keywords for Key Generate2 control information	
Keyword	Description
Token algorithm (One required)	
AES	Specifies to generate an AES key token.
HMAC	Specifies to generate an HMAC key token.
Key form (One, required) The first two characters refer to <i>key_type_1</i> . The next two characters refer to <i>key_type_2</i> . See “Usage notes” on page 266 for details.	
EX	Return one copy of the key enciphered under an exporter KEK with key usage GEN-EXEX.

<i>Table 67. Keywords for Key Generate2 control information (continued)</i>	
Keyword	Description
EXEX	Return two copies of the key, both enciphered under exporter key-encrypting keys with key usage GEN-EXEX.
IM	Return one copy of the key enciphered under an importer KEK with key usage GEN-IMEX.
IMEX	Return two copies of the key, the first enciphered under an importer KEK with key usage GEN-IMEX, and the second under an exporter KEK with key usage GEN-IMEX.
IMIM	Return two copies of the key, both enciphered under importer KEKs with key usage GEN-IMIM.
OP	Return one copy of the key enciphered under the AES master key.
OPEX	Return two copies of the key, the first enciphered key under the AES master key and the second under an exporter KEK with key usage GEN-OPEX.
OPIM	Return two copies of the key, the first enciphered key under the AES master key and the second under an importer KEK with key usage GEN-OPIM.
OPOP	Return two copies of the key, both enciphered under the AES master key.
Payload Version for generated_key_identifier_1 (one, optional)	
Note: If TOKEN is specified for key_type_1 , the payload format version is determined by the information in the key token identified by the generated_key_identifier_1 parameter unless specifically overridden by one of the following keywords.	
V0PYLDK1	Return a key token identified by the generated_key_identifier_1 parameter with a payload formatted using the less secure legacy variable-length version 0 format. This is the default if the key_type_1 variable is not valued to TOKEN and the key type is AES CIPHER, AES EXPORTER, AES IMPORTER, or HMAC MAC. Only valid with those key types.
V1PYLDK1	Return a key token using the generated_key_identifier_1 parameter with a payload formatted using the more secure fixed-length version 1 format. This is the default if the key_type_1 variable is not valued to TOKEN and the key type is not AES CIPHER, AES EXPORTER, AES IMPORTER, or HMAC MAC. Not valid with HMAC MAC. Note: This option produces a key token that is not compatible with releases before Release 4.4.
Payload Version for generated_key_identifier_2 (one, optional when generating a key pair, otherwise not allowed)	
Note: If TOKEN is specified for key_type_2 when generating a key pair, the payload format version is determined by the information in the key token identified by the generated_key_identifier_2 parameter unless specifically overridden by one of the following keywords.	
V0PYLDK2	Return a key token identified by the generated_key_identifier_2 parameter with a payload formatted using the original variable-length version 0 format. This is the default if the key_type_2 variable is not valued to TOKEN and the key type is AES CIPHER, AES EXPORTER, AES IMPORTER, or HMAC MAC. Only valid with those key types.
V1PYLDK2	Return a key token using the generated_key_identifier_2 parameter with a payload formatted using the more secure fixed-length version 1 format. This is the default if the key_type_2 variable is not valued to TOKEN and the key type is not AES CIPHER, AES EXPORTER, AES IMPORTER, or HMAC MAC. Not valid with HMAC MAC. Note: This option produces a key token that is not compatible with releases before Release 4.4.

clear_key_bit_length**Direction:** Input

Type: Integer

A pointer to an integer variable containing the number of clear-key bits to randomly generate and return encrypted in the generated key or keys. If a generated key token has a key type of TOKEN, this value overrides any key length contained in the key token. The value can be 128, 192, and 256 for AES keys, and 80 - 2048 for HMAC keys.

key_type_1, key_type_2

Direction: Input

Type: String

The *key_type_1* and *key_type_2* parameters are pointers to 8-byte string variables, each containing a keyword that is left aligned and padded on the right with space characters. The keyword specifies the key type of the key being generated. If a single copy of the key is being generated, set the *key_type_2* variable to eight space characters.

The verb returns each copy of the generated key in a default key token that it builds, or updates a key token that is provided. Keyword TOKEN indicates that the verb is to return an updated key token that contains the key-usage and key-management fields of the key token that is provided by the corresponding **key_identifier_1** or **key_identifier_2** parameter. A keyword other than TOKEN indicates that a null key-token is provided and that the verb is to build and return a default key-token for the specified key type (AES key types CIPHER, EXPORTER, or IMPORTER only).

Valid type combinations depend on the key form, and are documented in [Table 70 on page 267](#) and [Table 71 on page 268](#).

The 8-byte keyword for the *key_type_1* or *key_type_2* parameters can be one of the following:

<i>Table 68. Keywords and associated algorithms for key_type_1/2 parameter</i>	
Keyword	Algorithm
CIPHER	AES
EXPORTER	AES
IMPORTER	AES
MAC	AES or HMAC
MACVER	HMAC
Specify the keyword TOKEN when supplying a key token in the <i>generated_key_identifier_1/2</i> parameter.	

If *key_type_1* or *key_type_2* is TOKEN, the associated data in the *generated_key_identifier_1* or *generated_key_identifier_2* parameter is used to derive the key type.

key_name_1_length

Direction: Input

Type: Integer

The length of the *key_name* parameter for *generated_key_identifier_1*. Valid values are 0 and 64.

key_name_1

Direction: Input

Type: String

A pointer to a string variable containing the optional key label that is placed in the associated data of the key token identified by the **generated_key_identifier_1** variable. If present, it must be a valid key label. This data is cryptographically bound to the first copy of the key.

key_name_2_length

Direction: Input
Type: Integer

The length of the *key_name* parameter for *generated_key_identifier_2*. Valid values are 0 and 64. When only one key is being generated, set this value to 0.

key_name_2

Direction: Input
Type: String

A pointer to a string variable containing the optional key label that is placed in the associated data of the key token identified by the **generated_key_identifier_2** variable. If present, it must be a valid key label. This data is cryptographically bound to the first copy of the key.

When only one key is being generated, this parameter is ignored.

user_associated_data_1_length

Direction: Input
Type: Integer

The length of the user-associated data parameter for *generated_key_identifier_1*. The valid values are 0 - 255 bytes.

user_associated_data_1

Direction: Input
Type: String

User-associated data to be stored in the associated data structure for *generated_key_identifier_1*.

user_associated_data_2_length

Direction: Input
Type: Integer

The length of the user-associated data parameter for *generated_key_identifier_2*. The valid values are 0 - 255 bytes. When only one key is being generated, this parameter is ignored.

user_associated_data_2

Direction: Input
Type: String

User associated data to be stored in the associated data structure for *generated_key_identifier_2*.

When only one key is being generated, this parameter is ignored.

key_encrypting_key_identifier_1_length

Direction: Input
Type: Integer

The length of the buffer for *key_encrypting_key_identifier_1* in bytes. When the key form rule is OP, OPOP, OPIM, or OPEX, this length must be zero. When the key form rule is EX, EXEX, IM, IMEX, or IMIM, the value must be between the actual length of the token and 725 bytes when *key_encrypting_key_identifier_1* is a token.

The value must be 64 bytes when *key_encrypting_key_identifier_1* is a label.

key_encrypting_key_identifier_1

Direction: Input

Type: String

When *key_encrypting_key_identifier_1_length* is zero, this parameter is ignored. Otherwise, *key_encrypting_key_identifier_1* contains an internal key token containing the AES importer or exporter key-encrypting key, or a key label.

If the token supplied was encrypted under the old master key, the token will be returned encrypted under the current master key.

key_encrypting_key_identifier_2_length

Direction: Input

Type: Integer

The length of the buffer for *key_encrypting_key_identifier_2* in bytes. When the key form rule is OPOP, this length must be zero. When the key form rule is EXEX, IMEX, IMIM, OPIM, or OPEX, the value must be between the actual length of the token and 725 when *key_encrypting_key_identifier_2* is a token. The value must be 64 when *key_encrypting_key_identifier_2* is a label.

When only one key is being generated, this parameter is ignored.

key_encrypting_key_identifier_2

Direction: Input/Output

Type: String

When *key_encrypting_key_identifier_2_length* is zero, this parameter is ignored. Otherwise, *key_encrypting_key_identifier_2* contains an internal key token containing the AES importer or exporter key-encrypting key, or a key label.

If the token supplied was encrypted under the old master key, the token will be returned encrypted under the current master key.

When only one key is being generated, this parameter is ignored.

generated_key_identifier_1_length

Direction: Input/Output

Type: Integer

On input, the length of the buffer for the *generated_key_identifier_1* parameter in bytes. The maximum value is 900 bytes.

On output, the parameter will hold the actual length of the *generated_key_identifier_1*.

generated_key_identifier_1

Direction: Input/Output

Type: String

The buffer for the first generated key token.

On input, if you specify a *key_type_1* of TOKEN, then the buffer contains a valid key token of the key type you want to generate. The key token must be left-aligned in the buffer. Otherwise, this parameter must be binary zeros. See “[key_type_1, key_type_2](#)” on [page 262](#) for valid key types.

On output, the buffer contains the generated key token.

To generate a compliant-tagged key token, a compliant-tagged skeleton token must be supplied.

generated_key_identifier_2_length

Direction: Input/Output

Type: Integer

On input, the length of the buffer for the *generated_key_identifier_2* in bytes. The minimum value is 120 bytes and the maximum value is 725 bytes. The maximum value is 900 bytes.

On output, the parameter will hold the actual length of the *generated_key_identifier_2*.

When only one key is being generated, this parameter is ignored.

generated_key_identifier_2

Direction: Input/Output

Type: String

The buffer for the second generated key token.

On input, if you specify a *key_type_2* of TOKEN, then the buffer contains a valid key token of the key type you want to generate. The key token must be left-aligned in the buffer. Otherwise, this parameter must be binary zeros. See “[key_type_1, key_type_2](#)” on [page 262](#) for valid key types.

On output, the buffer contains the generated key token.

When only one key is being generated, this parameter is ignored

To generate a compliant-tagged key token, a compliant-tagged skeleton token must be supplied.

Restrictions

The restrictions for CSNBKGN2.

- The generation of a pair of operational AES PINPROT keys (OPOP), where one PINPROT key has usage of ENCRYPT, REFORMAT, NOFLDFMT, and ISO-4, and the other PINPROT key has usage of DECRYPT, EPINVER, NOFLDFMT, and ISO-4, is not supported in releases before Release 5.6.
- The Allow GEN of OPOP EPVR/OPIN Key Pair command (offset X'039D') is not supported in releases before Release 5.6.

Required commands

The CSNBKGN2 required commands.

Depending on your specification of key form and key type, different commands are required to enable the processing of the Key Generate2 verb.

Offset	Command
X'00EA'	Key Generate2 - OP This command is required, if key form and key type combinations are specified that are shown with an X in Table 70 on page 267 .

Offset	Command
X'00EB'	Key Generate2 - Key set This command is required, if key form and key type combinations are specified that are shown with an X in Table 71 on page 268 .
X'00EC'	Key Generate2 - Key set extended This command is required, if key form and key type combinations are specified that are shown with an E in Table 71 on page 268 .

To disallow the wrapping of a key with a weaker key-encrypting key, enable the **Prohibit weak wrapping - Transport keys** command (offset X'0328') in the active role. This command affects multiple verbs. See [Chapter 26, "Access control points and verbs," on page 1259](#).

To receive a warning when wrapping a key with a weaker key-encrypting key, enable the **Warn when weak wrap - Transport keys** command (offset X'032C') in the active role. The **Prohibit weak wrapping - Transport keys** command (offset X'0328') overrides this command.

To disable the wrapping of a key with a weaker master key, the **Prohibit weak wrapping - Master keys** command (offset X'0333') must be enabled in the active role.

To receive a warning when wrapping a key with a weaker master key, enable the **Warn when weak wrap - Master keys** command (offset X'0332') in the active role. The **Prohibit weak wrapping - Master keys** command overrides this command.

The following access-control points support DK keys (DK enabled AES key types MAC, PINCALC, PINPROT, and PINPRW):

<i>Table 69. ACPs supporting DK keys for the Key Generate2 verb</i>	
Offset	Command
X'02BB'	Key Generate2 - DK PIN key set
X'02BC'	Key Generate2 - DK PIN print key
X'02BD'	Key Generate2 - DK PIN admin1 key set PINPROT
X'02BE'	Key Generate2 - DK PIN admin1 key set MAC
X'02BF'	Key Generate2 - DK PIN admin2 key set MAC

Usage notes

Read the contained usage notes and related information for the CSNBKGN2 verb, especially about the key type and key form specifications.

The key forms are defined as follows:

Operational (OP)

The key value is enciphered under a master key. The result is placed into an internal key token. The key is then operational at the local system.

Importable (IM)

The key value is enciphered under an importer key-encrypting key. The result is placed into an external key token. The corresponding *key_encrypting_key_identifier_n* parameter must contain an AES IMPORTER key token or label.

Exportable (EX)

The key value is enciphered under an exporter key-encrypting key. The result is placed into an external key token. The corresponding *key_encrypting_key_identifier_n* parameter must contain an AES EXPORTER key token or label.

Key type specifications: Generated AES and HMAC keys returned in an internal key token are enciphered with the AES master key, while generated keys returned in an external key token are enciphered under an AES key-encrypting key.

There are two methods for specifying the type of keys to be generated:

- One or two key type keywords are examined depending on the value of the key form rule-array keyword. Table 70 on page 267 shows the permissible key type and key form keyword combinations to generate a single copy of a key. Table 71 on page 268 shows the permissible key type and key form keyword combinations to generate two copies of a key.
- Use the TOKEN keyword and provide a key token to be updated or a skeleton key-token to be completed.

Table 70. Key Generate2 key_type and key_form keywords for one AES or HMAC key

key_type_1	Required key usage	Key form OP	Key form IM or EX
CIPHER	DECRYPT and ENCRYPT	X	X
DKYGENKY*	D-ALL	X	X
DKYGENKY*	D-CIPHER	X	X
DKYGENKY*	D-MAC	X	X
MAC*	GENERATE and VERIFY	X	X
PINCALC*	GENONLY	X	X

Note:

1. An X indicates a permissible key type and key usage combination for a given key form.
2. The key types marked with an asterisk must be requested through the specification of a proper key usage in a key token and the use of the *TOKEN* keyword. These key types are not recognized by the verb as key type keywords.
3. A DKYGENKY is used by the Diversified Key Generate2 verb to ultimately derive a key with a different key type. The rules for generating a single DKYGENKY depend on the type of key to diversify:
 - For D-ALL and D-SECMSG, there are no restrictions.
 - For D-CIPHER and D-MAC, the related key usage fields (KUFs) defined in the DKYGENKY key must match the required key usage for the type of key to derive (that is, D-CIPHER requires DECRYPT and ENCRYPT, and D-MAC requires GENERATE and VERIFY).
 - For D-KDKGKY, the related KUFs include one KDKGENKY related KUF which must match the required key usage for a KDKGENKY key, followed by one to four groups of active and passive related KUFs. The group related KUFs defined in the DKYGENKY key must match the required key usage for each pair of keys to derive, as defined in Table 71 on page 268.
4. A KDKGENKY is used by the Diversify Directed Key verb (Release 5.4 or later) to derive up to four different key types (MAC, CIPHER, PINPROT, or EXPORTER/IMPORTER). Each type of key to derive has related KUFs in an active/passive related KUF block. The group related KUFs defined in the KDKGENKY key must match the required key usage for each pair of keys to derive, as defined in Table 71 on page 268.

Table 71. Key Generate2 key_type and key_form keywords for a pair of AES or HMAC keys

key_type_1 (usage)	key_type_2 (usage)	key_form			
		OPOP, OPIM, IMIM	OPEX	EXEX	IMEX
CIPHER	CIPHER	X	X	X	X
CIPHER	CIPHER (DECRYPT)	X	X	X	X
CIPHER	CIPHER (ENCRYPT)	X	X	X	X
CIPHER	CIPHER (DECRYPT C-XLATE)	X	X	X	X
CIPHER	CIPHER (ENCRYPT C-XLATE)	X	X	X	X
CIPHER	CIPHER (DECRYPT ENCRYPT C-XLATE)	X	X	X	X
CIPHER (DECRYPT)	CIPHER	X	X	X	X
CIPHER (DECRYPT)	CIPHER (DECRYPT)				
CIPHER (DECRYPT)	CIPHER (ENCRYPT)	X	X	X	X
CIPHER (DECRYPT)	CIPHER (DECRYPT C-XLATE)				
CIPHER (DECRYPT)	CIPHER (ENCRYPT C-XLATE)	X	X	X	X
CIPHER (DECRYPT)	CIPHER (DECRYPT ENCRYPT C-XLATE)				
CIPHER (ENCRYPT)	CIPHER	X	X	X	X
CIPHER (ENCRYPT)	CIPHER (DECRYPT)	X	X	X	X
CIPHER (ENCRYPT)	CIPHER (ENCRYPT)				
CIPHER (ENCRYPT)	CIPHER (DECRYPT C-XLATE)	X	X	X	X
CIPHER (ENCRYPT)	CIPHER (ENCRPYT C-XLATE)				
CIPHER (ENCRYPT)	CIPHER (DECRYPT ENCRYPT C-XLATE)				
CIPHER (DECRYPT C-XLATE)	CIPHER	X	E	X	E
CIPHER (DECRYPT C-XLATE)	CIPHER (DECRYPT)				
CIPHER (DECRYPT C-XLATE)	CIPHER (ENCRYPT)	X	E	X	E
CIPHER (DECRYPT C-XLATE)	CIPHER (DECRYPT C-XLATE)				
CIPHER (DECRYPT C-XLATE)	CIPHER (ENCRYPT C-XLATE)		E	X	E
CIPHER (DECRYPT C-XLATE)	CIPHER (DECRYPT ENCRYPT C-XLATE)				
CIPHER (ENCRYPT C-XLATE)	CIPHER	X	E	X	E
CIPHER (ENCRYPT C-XLATE)	CIPHER (DECRYPT)	X	E	X	E
CIPHER (ENCRYPT C-XLATE)	CIPHER (ENCRYPT)				
CIPHER (ENCRYPT C-XLATE)	CIPHER (DECRYPT C-XLATE)		E	X	E
CIPHER (ENCRYPT C-XLATE)	CIPHER (ENCRYPT C-XLATE)				

Table 71. Key Generate2 key_type and key_form keywords for a pair of AES or HMAC keys (continued)

key_type_1 (usage)	key_type_2 (usage)	key_form			
		OPOP, OPIM, IMIM	OPEX	EXEX	IMEX
CIPHER (ENCRYPT C-XLATE)	CIPHER (DECRYPT ENCRYPT C-XLATE)				
CIPHER (DECRYPT ENCRYPT C-XLATE)	CIPHER	X	E	X	E
CIPHER (DECRYPT ENCRYPT C-XLATE)	CIPHER (DECRYPT)				
CIPHER (DECRYPT ENCRYPT C-XLATE)	CIPHER (ENCRYPT)				
CIPHER (DECRYPT ENCRYPT C-XLATE)	CIPHER (DECRYPT C-XLATE)				
CIPHER (DECRYPT ENCRYPT C-XLATE)	CIPHER (ENCRPYT C-XLATE)				
CIPHER (DECRYPT ENCRYPT C-XLATE)	CIPHER (DECRYPT ENCRYPT C-XLATE)		E	X	E
MAC* (GENERATE)	MAC* (GENERATE)	X	X	X	X
MAC* (GENERATE)	MAC* (VERIFY)	X	X	X	X
MAC* (VERIFY)	MAC* (GENERATE)	X	X	X	X
MAC* (GENONLY)	MAC* (VERIFY)	X	X	X	X
MAC* (VERIFY)	MAC* (GENONLY)	X	X	X	X
MAC* (GENERATE)	MAC* (GENONLY)	X	X	X	X
MAC* (GENONLY)	MAC* (GENERATE)	X	X	X	X
IMPORTER	EXPORTER		X	X	X
EXPORTER	IMPORTER		X	X	X
DKYGENKY*	DKYGENKY*	X	X	X	X
PINPROT (ENCRYPT REFORMAT NOFLDFMT ISO-4 DECRYPT EPINVER)	PINPROT (DECRYPT EPINVER NOFLDFMT ISO-4 ENCRYPT REFORMAT)	F			
PINPROT (DECRYPT EPINVER NOFLDFMT ISO-4)	PINPROT (ENCRYPT REFORMAT NOFLDFMT ISO-4)	F			

Table 71. Key Generate2 key_type and key_form keywords for a pair of AES or HMAC keys (continued)

key_type_1 (usage)	key_type_2 (usage)	key_form			
		OPOP, OPIM, IMIM	OPEX	EXEX	IMEX
<p>Note:</p> <ol style="list-style-type: none"> 1. An 'X' indicates a permissible key type and key usage combination for a given key form. An 'E' indicates that a special (Extended) command is required as those keys require special handling. An 'F' indicates that a special OPOP command is required as those keys require special handling (Release 5.6 or later). See “Required commands” on page 265 for the commands required to enable these permissible combinations. 2. The key types marked with an asterisk (*) must be requested through the specification of a proper key usage in a key token and the use of the TOKEN keyword. These key types are not recognized by the verb as key type keywords. 3. A pair of DKYGENKY keys can be used to diversify a pair of keys with different key types and key usage attributes. The combination of key types and key usage attributes that can be diversified must meet the requirements of using the Key_Generate2 verb to generate those same keys. A DKYGENKY key with D-ALL usage can only be paired with a DKYGENKY key with D-ALL usage. 4. Refer to Table 73 on page 270. 					

For AES keys, the AES KEK must be at least as strong as the key being generated to be considered sufficient strength.

For HMAC keys, the AES KEK must be sufficient strength as described in the following table:

Table 72. AES KEK strength required for generating an HMAC key under an AES KEK

Key-usage field 2 in the HMAC key contains	Minimum strength of AES KEK to adequately protect the HMAC key
SHA-256, SHA-384, or SHA-512	256 bits
SHA-224	192 bits
SHA-1	128 bits

Table 73 on page 270 describes the key generation processing for DK keys (DK enabled AES key types MAC, PINCALC, PINPROT, and PINPRW). They have special rules related to which keys can exist on which system.

Table 73. CSNBKGN2 access control requirements for DK enabled keys

generated_key_identifier_1				generated_key_identifier_2				key_form			
key_type_1	KUF 1 high-order byte	KUF 2 high-order byte	KUF 3 high-order byte	key_type_2	KUF 1 high-order byte	KUF 2 high-order byte	KUF 3 high-order byte	OPO P OPIM IMIM	OPE X IME X	EXE X	O P E X I M
<p>When using Key Generate2 to generate one or two DK keys that have DKPINOP, DKPINOPP, DKPINAD1, or DKPINAD2 on in key-usage field 3 of at least one skeleton key-token, the following table rows show the valid key usage for each DK key and the required access control command required for each key_form keyword.</p>											
PINPROT	ENCRYPT	Any usage	DKPINOP	PINPROT	DECRYPT	Any usage	DKPINOP	%	x		

Table 73. CSNBKGN2 access control requirements for DK enabled keys (continued)											
generated_key_identifier_1				generated_key_identifier_2				key_form			
PINPROT	DECRYPT	Any usage	DKPINOP	PINPROT	ENCRYPT	Any usage	DKPINOP	%			
PINPROT	ENCRYPT	Any usage	DKPINOP	CIPHER	DECRYPT	Any usage	No DK user	%	*		
CIPHER	DECRYPT	Any usage	No DK user	PINPROT	ENCRYPT	Any usage	DKPINOP	%			
PINPROT	ENCRYPT	Any usage	DKPINAD1	PINPROT	DECRYPT	Any usage	DKPINAD1	%	&		
PINPROT	DECRYPT	Any usage	DKPINAD1	PINPROT	ENCRYPT	Any usage	DKPINAD1	%			
MAC	GENONLY	Any usage	DKPINOP	MAC	VERIFY	Any usage	DKPINOP	%	x		
MAC	VERIFY	Any usage	DKPINOP	MAC	GENONLY	Any usage	DKPINOP	%			
MAC	GENONLY	Any usage	DKPINAD1	MAC	VERIFY	Any usage	DKPINAD1	~	~		
MAC	VERIFY	Any usage	DKPINAD1	MAC	GENONLY	Any usage	DKPINAD1	~			
MAC	GENONLY	Any usage	DKPINAD2	MAC	VERIFY	Any usage	DKPINAD2	%	\$		
MAC	VERIFY	Any usage	DKPINAD2	MAC	GENONLY	Any usage	DKPINAD2	%			
PINPRW	GENONLY	Any usage	DKPINOP	PINPRW	VERIFY	Any usage	DKPINOP	x	x		
PINPRW	VERIFY	Any usage	DKPINOP	PINPRW	GENONLY	Any usage	DKPINOP	x			
PINCALC	GENONLY	Any usage	DKPINOP								#

The symbols in the key_form columns are as follows:

- %** Generate DK Set Locally (OPOP, OPIM, IMIM), offset X'02BB'
- *** Generate DK PIN Print Pair, offset X'02BC'
- &** Generate DK PIN Admin 1 PINPROT Pair, offset X'02BD'
- ~** Generate DK PIN Admin 1 MAC Pair, offset X'02BE'
- \$** Generate DK PIN Admin 2 MAC Pair, offset X'02BF'
- #** Generate2 Key, offset X'00EA'
- x** Generate2 Key Set, offset X'00EB'
- none** Error 8/155

The DKPINAD1 MAC keys are special. They are the only keys listed as needing no special permission to be generated as OPOP, OPIM, or IMIM pairs. Those keys are needed for generating and verifying the value

Key Import (CSNBKIM)

EPB_M_FUS in some DK functions. Those functions run on the same system (Generating Unit) and are the only functions that use the DKPINAD1 keys. Since the entire key pair is required on the same system, special permission should not be needed in order to generate a complete key pair on the same system.

DKPINAD2 MAC key pairs can be generated with GENONLY and VERIFY key usage in key form OPOP, OPIM, and IMIM (those formats that render possible the existence of the entire key pair on one system) only with an appropriate access control point (%) set.

Note: The HMAC key bit length must be equal or greater than half of the size of the hash function output. For example, SHA-256 output requires a 128-bit HMAC key.

JNI version

This verb has a Java Native Interface (JNI) version, which is named CSNBKGN2J.

See [“Building Java applications using the CCA JNI”](#) on page 23.

Format

```
public native void CSNBKGN2J(
    hikmNativeNumber return_code,
    hikmNativeNumber reason_code,
    hikmNativeNumber exit_data_length,
    byte[] exit_data,
    hikmNativeNumber rule_array_count,
    byte[] rule_array,
    byte[] clear_key_bit_length,
    byte[] key_type_1,
    byte[] key_type_2,
    byte[] key_name_1_length,
    byte[] key_name_1,
    byte[] key_name_2_length,
    byte[] key_name_2,
    byte[] user_associated_data_1_length,
    byte[] user_associated_data_1,
    byte[] user_associated_data_2_length,
    byte[] user_associated_data_2,
    byte[] key_encrypting_key_identifier_1_length,
    byte[] key_encrypting_key_identifier_1,
    byte[] key_encrypting_key_identifier_2_length,
    byte[] key_encrypting_key_identifier_2,
    byte[] generated_key_identifier_1_length,
    byte[] generated_key_identifier_1,
    byte[] generated_key_identifier_2_length,
    byte[] generated_key_identifier_2);
```

Key Import (CSNBKIM)

Use the Key Import verb to re-encipher a key from encryption under an importer key-encrypting key to encryption under the master key.

The re-enciphered key is in operational form.

Choose one of the following options:

- Specify the *key_type* parameter as TOKEN and specify the external key token in the *source_key_identifier* parameter. The key type information is determined from the control vector in the external key token.
- Specify a key type in the *key_type* parameter and specify an external key token in the *source_key_identifier* parameter. The specified key type must be compatible with the control vector in the external key token.
- Specify a valid key type in the *key_type* parameter and a null key token in the *source_key_identifier* parameter. The default control vector for the *key_type* specified will be used to process the key.

For DATA keys, this verb generates a key of the same length as that contained in the input token.

Note: This verb supports PCI-HSM 2016 compliant-tagged key tokens.

Format

The format of CSNBKIM.

```
CSNBKIM(
    return_code,
    reason_code,
    exit_data_length,
    exit_data,
    key_type,
    source_key_identifier,
    importer_key_identifier,
    target_key_identifier)
```

Parameters

The parameter definitions for CSNBKIM.

For the definitions of the *return_code*, *reason_code*, *exit_data_length*, and *exit_data* parameters, see “Parameters common to all verbs” on page 18.

key_type

Direction: Input

Type: String

The type of key you want to re-encipher under the master key. Specify an 8-byte keyword or the keyword TOKEN. The keyword must be left-aligned and padded on the right with blanks.

If the key type is TOKEN, CCA determines the key type from the control vector (CV) field in the external key token provided in the *source_key_identifier* parameter.

The key type of TOKEN is not allowed when the *importer_key_identifier* parameter is NOCV.

Key type values for the Key Import verb are:

CIPHER	DATAC	EXPORTER	MACVER	PINVER
CIPHERXL	DATAM	IMPORTER	MACD	TOKEN
CIPHERXI	DATAMV	IKEYXLAT	OKEYXLAT	
CIPHERXO	DECIPHER	IPINENC	OPINENC	
DATA	ENCIPHER	MAC	PINGEN	

For information on the meaning of the key types, see [Table 6 on page 41](#).

We recommend using key type of TOKEN when importing double-length MAC and MACVER keys.

source_key_identifier

Direction: Input

Type: String

The key you want to re-encipher under the master key. The parameter is a 64-byte field for the enciphered key to be imported containing either an external key token or a null key token. If you specify a null token, the token is all binary zeros, except for a key in bytes 16-23 or 16-31, or in bytes 16-31 and 48-55 for triple-length DATA keys. Refer to [Table 276 on page 998](#).

If key type is TOKEN, this field might not specify a null token.

This verb supports the no-export function in the CV.

importer_key_identifier

Direction: Input/Output

Type: String

Key Import (CSNBKIM)

The importer key-encrypting key that the key is currently encrypted under. The parameter is a 64-byte area containing either the key label of the key in the cryptographic key data set or the internal key token for the key. If you supply a key label that is less than 64-bytes, it must be left-aligned and padded with blanks.

Note: If you specify a NOCV importer in the *importer_key_identifier* parameter, the key to be imported must be enciphered under the importer key itself.

target_key_identifier

Direction: Input/Output

Type: String

This parameter is the generated re-enciphered key. The parameter is a 64-byte area that receives the internal key token for the imported key.

If the imported key type is IMPORTER or EXPORTER and the token key type is the same, the *target_key_identifier* parameter changes direction to both input and output. If the application passes a valid internal key token for an IMPORTER or EXPORTER key in this parameter, the NOCV bit is propagated to the imported key token.

To import a key token as a compliant-tagged key token, a compliant-tagged skeleton token must be supplied.

Restrictions

The restrictions for CSNBKIM.

For security reasons, a request fails by default if it uses an equal-key-halves importer to import a key with unequal key halves. You must have access control point **Key Import - Unrestricted** (offset X'027B') explicitly enabled if you want to import keys in this manner.

Note: As of CCA 5.4 and CCA 6.2, this verb supports three-key TDES keys. As a key management service this includes three-key TDES key encrypting keys (KEKs).

Required commands

The required commands for CSNBKIM.

This verb requires the **Key Import** command (offset X'0012') to be enabled in the active role.

By also enabling the **Key Import - Unrestricted** command (offset X'027B'), you can permit a less secure mode of operation that enables an equal key-halves IMPORTER key-encrypting key to import a key having unequal key-halves (key parity bits are ignored).

To disable the wrapping of a key with a weaker master key, the **Prohibit weak wrapping - Master keys** command (offset X'0333') must be enabled in the active role.

To receive a warning when wrapping a key with a weaker master key, enable the **Warn when weak wrap - Master keys** command (offset X'0332') in the active role. The **Prohibit weak wrapping - Master keys** command overrides this command.

Usage notes

Usage notes for CSNBKIM.

Use of NOCV keys are controlled by an access control point in the CEX*C. Creation of NOCV key-encrypting keys is available only for standard IMPORTERS and EXPORTERS.

This verb will mark an imported KEK as a NOCV-KEK KEK:

- If a token is supplied in the target token field, it must be a valid importer or exporter token. If the token fails token validation, processing continues, but the NOCV flag will not be copied
- The source token (key to be imported) must be a importer or exporter with the default control vector.

- If the target token is valid and the NOCV flag is on and the source token is valid and the control vector of the target token is exactly the same as the source token, the imported token will have the NOCV flag set on.
- If the target token is valid and the NOCV flag is on and the source token is valid and the control vector of the target token is NOT exactly the same as the source token, a return code will be given.
- All other scenarios will complete successfully, but the NOCV flag will not be copied

The software bit used to mark the imported token with export prohibited is not supported on a CEX*C. The internal token for an export prohibited key will have the appropriate control vector that prohibits export.

JNI version

This verb has a Java Native Interface (JNI) version, which is named CSNBKIMJ.

See [“Building Java applications using the CCA JNI”](#) on page 23.

Format

```
public native void CSNBKIMJ(
    hikmNativeNumber return_code,
    hikmNativeNumber reason_code,
    hikmNativeNumber exit_data_length,
    byte[] exit_data,
    byte[] key_type,
    byte[] source_key_identifier,
    byte[] importer_key_identifier,
    byte[] target_key_identifier);
```

Key Part Import (CSNBKPI)

Use the Key Part Import verb to combine, by XORing, the clear key parts of any key type and return the combined key value either in an internal token or as an update to the key storage file.

Before you use the Key Part Import verb for the first key part, you must use the Key Token Build or Key Token Build2 verb to create the internal key token into which the key will be imported. Subsequent key parts are combined with the first part in internal token form or as a label from the key storage file.

The preferred way to specify key parts is FIRST, ADD-PART, and COMPLETE in the *rule_array*. Only when the combined key parts have been marked as complete can the key token be used in any cryptographic operation. The partial key can be passed to the Key Token Change or Key Token Change2 verb for re-encipherment, in case building the key was started during a master key change operation. The partial key can be passed to the Key Token Parse verb, in order to discover how the key token was originally specified, if researching an old partial key. Partial keys can also be passed to the Key Test, Key Test2, and Key Test Extended verbs.

Key parts can also be specified as FIRST, MIDDLE, or LAST in the *rule_array*. ADD-PART or MIDDLE can be executed multiple times for as many key parts as necessary. Only when the LAST part has been combined can the key token be used in any other service.

New applications should employ the ADD-PART and COMPLETE keywords in lieu of the MIDDLE and LAST keywords in order to ensure a separation of responsibilities between someone who can add key-part information and someone who can declare that appropriate information has been accumulated in a key.

The Key Part Import verb can also be used to import a key without using key parts. Call the Key Part Import verb FIRST with key part value X'0000...' then call the Key Part Import verb LAST with the complete value.

Keys created using this service have odd parity. The FIRST key part is adjusted to odd parity. All subsequent key parts are adjusted to even parity before being combined.

Format

The format of CSNBKPI.

```
CSNBKPI(
    return_code,
    reason_code,
    exit_data_length,
    exit_data,
    rule_array_count,
    rule_array,
    key_part,
    key_identifier)
```

Parameters

The parameter definitions for CSNBKPI.

For the definitions of the *return_code*, *reason_code*, *exit_data_length*, and *exit_data* parameters, see “Parameters common to all verbs” on page 18.

rule_array_count

Direction: Input

Type: Integer

A pointer to an integer variable containing the number of elements in the *rule_array* variable. This value must be 1 or 2.

rule_array

Direction: Input

Type: String array

The keyword that provides control information to the verb. The keywords must be eight bytes of contiguous storage with the keyword left-aligned in its 8-byte location and padded on the right with blanks. The *rule_array* keywords are described in Table 74 on page 276 .

Table 74. Keywords for Key Part Import control information	
Keyword	Description
Key part (One, required)	
FIRST	This keyword specifies that an initial key part is being entered. This verb returns this key-part encrypted by the master key in the key token that you supplied.
ADD-PART	This keyword specifies that additional key-part information is provided.
COMPLETE	This keyword specifies that the key-part bit shall be turned off in the control vector of the key rendering the key fully operational. Note that no key-part information is added to the key with this keyword.
MIDDLE	This keyword specifies that an intermediate key part, which is neither the first key part nor the last key part, is being entered. Note that the command control point for this keyword is the same as that for the LAST keyword and different from that for the ADD-PART keyword.
LAST	This keyword specifies that the last key part is being entered. The key-part bit is turned off in the control vector.

Table 74. Keywords for Key Part Import control information (continued)	
Keyword	Description
RETRKPR	A key label must be passed as the <i>key_identifier</i> . This key label corresponds to a key stored in a KPIT register inside the crypto-card (not in host key storage). The key in that register has been loaded by label and key part using the KPIT verb by the TKE. This keyword for KPI allows the user to tell the card to wrap that key (it must be in the complete state) using the master key, place it in an internal token, and return that token to the user. This keyword applies only when using IBM Z .
RETRKPR token return (Optional)	
RT-TOKEN	The token returned by the RETRKPR service is returned directly to the caller and not stored in key storage. This optional keyword is usable only with the RETRKPR service. If this keyword is not used, the RETRKPR service functions normally by storing the token according to the designated key storage label.
Key part buffer length (One, optional). A key part with a length that is less than the buffer size must be left-aligned in the buffer, that is, place the key part in the high-order bytes of the key-part field. Any trailing characters are not used.	
KEYBUF16	Specifies a length of 16 bytes for the buffer identified by the key_part parameter. This is the default.
KEYBUF24	Specifies a length of 24 bytes for the buffer identified by the key_part parameter. This is required for a triple-length key when key part keyword COMPLETE is not specified.
Key-wrapping method (One, optional)	
USECONFIG	This is the default. Specifies to wrap the key using the configuration setting for the default wrapping method. The default wrapping method configuration setting may be changed using the TKE. This keyword is ignored for AES keys.
WRAP-ENH	Specifies to wrap the key using the legacy wrapping method. This keyword is ignored for AES keys.
WRAP-ECB	Specifies to wrap the key using the enhanced wrapping method. Valid only for DES keys.

key_part

Direction: Input
Type: String

A 16-byte field containing the clear key part to be entered. If the key is a single-length key, the key part must be left-aligned and padded on the right with zeros. This field is ignored if COMPLETE is specified.

key_identifier

Direction: Input/Output
Type: String

A 64-byte field containing an internal token or a label of an existing key in the key storage file. If *rule_array* is FIRST, this field is the skeleton of an internal token of a single- or double-length key with the KEY-PART marking. If *rule_array* is MIDDLE or LAST, this is an internal token or key label of a partially combined key. Depending on the input format, the accumulated partial or complete key is returned as an internal token or as an updated key storage file record. The returned *key_identifier* will be encrypted under the current master key.

Restrictions

The restrictions for CSNBKPI.

If a label is specified on *key_identifier*, the label must be unique. If more than one record is found, the verb fails.

You must have access control point **Key Part Import - Unrestricted** explicitly enabled. Otherwise, current applications will fail with either of the following conditions:

- The first eight bytes of key identifier is different than the second eight bytes AND the first eight bytes of the combined key are the same as the last second eight bytes
- The first eight bytes of key identifier is the same as the second eight bytes AND the first eight bytes of the combined key are different than the second eight bytes.

Note: As of CCA 5.4 and CCA 6.2, this verb supports three-key TDES keys. As a key management service this includes three-key TDES key encrypting keys (KEKs).

Required commands

The required commands for CSNBKPI.

This verb requires the following commands to be enabled in the active role:

Rule-array keyword	Offset	Command
FIRST	X'001B'	Key Part Import - first key part
ADD-PART	X'0278'	Key Part Import - ADD-PART
COMPLETE	X'0279'	Key Part Import - COMPLETE
MIDDLE or LAST	X'001C'	Key Part Import - middle and last
MIDDLE or LAST	X'001C'	Key Part Import - middle and last
WRAP-ECB or WRAP-ENH used, and default key-wrapping method setting does not match keyword	X'0140'	Key Part Import - Allow wrapping override keywords

The Key Part Import verb enforces the key-halves restriction when the **Key Part Import - Unrestricted** command (offset X'027A') is disabled in the active role. Enabling this command results in less secure operation and is not recommended.

To disable the wrapping of a key with a weaker master key, the **Prohibit weak wrapping - Master keys** command (offset X'0333') must be enabled in the active role.

To receive a warning when wrapping a key with a weaker master key, enable the **Warn when weak wrap - Master keys** command (offset X'0332') in the active role. The **Prohibit weak wrapping - Master keys** command overrides this command.

Usage notes

The usage notes for CSNBKPI.

None.

JNI version

This verb has a Java Native Interface (JNI) version, which is named CSNBKPIJ.

See [“Building Java applications using the CCA JNI”](#) on page 23.

Format

```
public native void CSNBKPIJ(
    hikmNativeNumber return_code,
    hikmNativeNumber reason_code,
    hikmNativeNumber exit_data_length,
    byte[] exit_data,
    hikmNativeNumber rule_array_count,
    byte[] rule_array,
    byte[] key_part,
    byte[] key_identifier);
```

Key Part Import2 (CSNBKPI2)

Use the Key Part Import2 verb to combine, by XORing, the clear key parts of any key type and return the combined key value either in a variable-length internal key token or as an update to the key storage file.

Before you use the Key Part Import2 verb for the first key part, you must use the Key Token Build2 verb to create the variable-length internal key token into which the key will be imported. Subsequent key parts are combined with the first part in variable-length internal key token form, or as a label from the key storage file.

The preferred way to specify key parts is FIRST, ADD-PART, and COMPLETE in the *rule_array*. Only when the combined key parts have been marked as complete can the key token be used in any cryptographic operation. The partial key can be passed to the Key Token Change2 verb for re-encipherment, in case building the key was started during a master key change operation. The partial key can be passed to the Key Token Parse verb, in order to discover how the key token was originally specified, if researching an old partial key. Partial keys can also be passed to the Key Test, Key Test2, and Key Test Extended verbs.

Key parts can also be specified as FIRST, MIDDLE, or LAST in the *rule_array*. ADD-PART or MIDDLE can be executed multiple times for as many key parts as necessary. Only when the LAST part has been combined can the key token be used by any other verb.

New applications should employ the ADD-PART and COMPLETE keywords in lieu of the MIDDLE and LAST keywords in order to ensure a separation of responsibilities between someone who can add key-part information and someone who can declare that appropriate information has been accumulated in a key.

On each call to Key Part Import2 (except with the COMPLETE keyword), specify the number of bits to use for the clear key part. Place the clear key part in the *key_part* parameter, and specify the number of bits using the *key_part_length* variable. Any extraneous bits of *key_part* data will be ignored.

Consider using the Key Test2 verb to ensure a correct key value has been accumulated prior to using the COMPLETE option to mark the key as fully operational.

Format

The format of CSNBKPI2.

```
CSNBKPI2(
    return_code,
    reason_code,
    exit_data_length,
    exit_data,
    rule_array_count,
    rule_array,
    key_part_bit_length,
    key_part,
    key_identifier_length,
    key_identifier)
```

Parameters

The parameters for CSNBKPI2.

For the definitions of the *return_code*, *reason_code*, *exit_data_length*, and *exit_data* parameters, see “Parameters common to all verbs” on page 18.

rule_array_count

Direction: Input
Type: Integer

The number of keywords you supplied in the *rule_array* parameter. This value must be 2 or 3.

rule_array

Direction: Input
Type: String array

The *rule_array* contains keywords that provide control information to the verb. The keywords must be in contiguous storage with each of the keywords left-aligned in its own 8-byte location and padded on the right with blanks. The *rule_array* keywords are described in [Table 75 on page 280](#).

Table 75. Keywords for Key Part Import2 control information	
Keyword	Description
Token algorithm (Required)	
HMAC	Specifies to import an HMAC key token.
AES	Specifies to import an AES key token.
Key part (One required)	
FIRST	This keyword specifies that an initial key part is being entered. This verb returns this key-part encrypted by the master key in the key token that you supplied.
ADD-PART	This keyword specifies that additional key-part information is provided.
COMPLETE	This keyword specifies that the key-part bit shall be turned off in the control vector of the key rendering the key fully operational. Note that no key-part information is added to the key with this keyword.
RETRKPR	A key label must be passed as the <i>key_identifier</i> . This key label corresponds to a key stored in an internal register inside the cryptographic coprocessor (not in host key storage). The key in that register has been loaded by label and key part securely from the TKE. The RETRKPR keyword for CSNBKPI2 allows the user to tell the card to wrap that key loaded from the TKE (it must be in the complete state) using the master key, place it in an internal token, and return that token to the user. This keyword applies only when using IBM Z.
RETRKPR token return (Optional)	
RT-TOKEN	The token returned by the RETRKPR service is returned directly to the caller and not stored in key storage. This optional keyword is usable only with the RETRKPR service. If this keyword is not used, the RETRKPR service functions normally by storing the token according to the designated key storage label.
Split knowledge (Optional, required when keyword FIRST is used)	
MIN3PART	Specifies that the key must be entered in at least three parts.

Table 75. Keywords for Key Part Import2 control information (continued)	
Keyword	Description
MIN2PART	Specifies that the key must be entered in at least two parts.
MIN1PART	Specifies that the key must be entered in at least one part.

key_part_bit_length**Direction:** Input**Type:** Integer

The length of the clear key in bits. This indicates the bit length of the key supplied in the *key_part* field. For FIRST and ADD-PART keywords, valid values are 80 - 2048 for HMAC keys, or 128, 192, or 256 for AES keys. The value must be 0 for the COMPLETE and RETRKPR keywords.

key_part**Direction:** Input**Type:** String

This parameter is the clear key value to be applied. The key part must be left-aligned. This parameter is ignored if COMPLETE is specified.

key_identifier_length**Direction:** Input/Output**Type:** Integer

On input, the length of the buffer for the **key_identifier** parameter. For labels, the value is 64. The **key_identifier** must be left-aligned in the buffer. The buffer must be large enough to receive the updated token. The maximum value is 725. The output token will be longer when the first key part is imported.

On output, the actual length of the token returned to the caller. For labels, the value will be 64.

If the **rule_array** parameter contains the keyword RETRKPR, on input the **key_identifier_length** must be 64 to indicate the input label size, while the buffer must be large enough to receive the returned token, (725 is recommended). On output, **key_identifier_length** is updated to the length of the returned **key_identifier** parameter.

key_identifier**Direction:** Input/Output**Type:** String

The parameter containing an internal token or a 64-byte label of an existing key storage file record. If *rule_array* is FIRST, the key is a skeleton token. If *rule_array* is ADD-PART, this is an internal token or the label of a key storage file record of a partially combined key. Depending on the input format, the accumulated partial or complete key is returned as an internal token or as an updated record in a key storage file. The returned *key_identifier* will be encrypted under the current master key.

Restrictions

The restrictions for CSNBKPI2.

Required commands

The required commands for CSNBKPI2.

This verb requires the following commands to be enabled in the active role:

Rule-array keyword	Offset	Command
FIRST and MIN3PART	X'0297'	Key Part Import2 - Load first key part, require 3 key parts
FIRST and MIN2PART	X'0298'	Key Part Import2 - Load first key part, require 2 key parts
FIRST and MIN1PART	X'0299'	Key Part Import2 - Load first key part, require 1 key parts
ADD-PART	X'029A'	Key Part Import2 - Add second of 3 or more key parts
	X'029B'	Key Part Import2 - Add last required key part
	X'029C'	Key Part Import2 - Add optional key part
COMPLETE	X'029D'	Key Part Import2 - Complete key

To disable the wrapping of a key with a weaker master key, the **Prohibit weak wrapping - Master keys** command (offset X'0333') must be enabled in the active role.

To receive a warning when wrapping a key with a weaker master key, enable the **Warn when weak wrap - Master keys** command (offset X'0332') in the active role. The **Prohibit weak wrapping - Master keys** command overrides this command.

Usage notes

The usage notes for CSNBKPI2.

On each call to Key Part Import2, also specify a rule-array keyword to define the service action: FIRST, ADD-PART, or COMPLETE.

- With the FIRST keyword, the input key-token must be a skeleton token (no key material). Use of the FIRST keyword requires that the Load First Key Part2 access control point be enabled in the default role.
- With the ADD-PART keyword, the service XORs the clear key-part with the key value in the input key-token. Use of the ADD-PART keyword requires that an Add Key Part2 access control point be enabled in the default role. The key remains incomplete in the updated key token returned from the service.
- With the COMPLETE keyword, the KEY-PART bit is set off in the updated key token that is returned from the service. Use of the COMPLETE keyword requires that the Complete Key Part2 access control point be enabled in the default role. The *key_part_bit_length* parameter must be set to zero.

JNI version

This verb has a Java Native Interface (JNI) version, which is named CSNBKPI2J.

See [“Building Java applications using the CCA JNI”](#) on page 23.

Format

```
public native void CSNBKPI2J(
    hikmNativeNumber return_code,
    hikmNativeNumber reason_code,
    hikmNativeNumber exit_data_length,
    byte[]            exit_data,
```



```

hikmNativeNumber rule_array_count,
byte[] rule_array,
hikmNativeNumber key_part_bit_length,
hikmNativeNumber key_part,
hikmNativeNumber key_identifier_length,
hikmNativeNumber key_identifier);

```

Key Test (CSNBKYT)

Use the Key Test verb to generate or verify the value of either a master key, an internal AES key or key-part, or an internal DES key or key-part.

A key to test can be in the clear or encrypted under the master key. Keywords in the *rule_array* parameter specify whether the verb generates or verifies a verification pattern.

This algorithm is supported for clear and encrypted single and double length keys. Single, double and triple length keys are also supported with the ENC-ZERO algorithm. Clear triple length keys are not supported. See [“Cryptographic key-verification techniques”](#) on page 1233.

With the default method, the verb generates a verification pattern and it creates and cryptographically processes a random number. This verb returns the random number with the verification pattern.

For historical reasons, the verification information is passed in two 8-byte variables pointed to by the *value_1* and *value_2* parameters. The GENERATE option uses these variables for output, and the VERIFY option uses these variables as input. For VERIFY, the verb returns a warning of return code 4, reason code 1 if the information provided in these variables does not match the calculated values.

Table 77 on page 283 describes the use of the *value_1* and *value_2* variables for each of the available verification-process rule keywords.

Note: This verb supports PCI-HSM 2016 compliant-tagged key tokens.

This document uses new names for two of the parameters. The former names were misleading because they no longer reflected the use of these parameters. The header file, `csulinc1.h`, continues to use the former names. See Table 76 on page 283.

Current name (used in this document)	Former name (used in header file)
<i>value_1</i>	<i>random_number</i>
<i>value_2</i>	<i>verification_pattern</i>

Verification-process rule	GENERATE outputs and VERIFY inputs	
	<i>value_1</i> variable	<i>value_2</i> variable
ENC-ZERO	Unused	Contains the 4-byte KVP in the high-order 4 bytes of the variable, taken from the high-order 4 bytes of the encrypted result. The low-order 4 bytes of the variable are unspecified.
MDC-4	Contains the 8-byte KVP taken from the high-order 8 bytes of the MDC-4 hash value.	Contains the low-order 8 bytes of the MDC-4 hash value.
SHA-1	Contains the 8-byte KVP taken from the high-order 8 bytes of the SHA-1 hash value.	Contains the low-order 8 bytes of the SHA-1 hash value.

Table 77. Key Test GENERATE outputs and VERIFY inputs (continued)		
Verification-process rule	GENERATE outputs and VERIFY inputs	
	value_1 variable	value_2 variable
SHA-256	Unused	Contains the 8-byte KVP taken from the high-order 8 bytes of the SHA-256 hash value.
No keyword, and first and third parts of the master key have different values	Same as SHA-1	Same as SHA-1
No keyword, and first and third parts of the master key have the same value	Contains the 8-byte KVP taken from the result of the z/OS-based master-key verification method.	Unused

Format

The format of CSNBKYT.

```
CSNBKYT(
    return_code,
    reason_code,
    exit_data_length,
    exit_data,
    rule_array_count,
    rule_array,
    key_identifier,
    value_1,
    value_2)
```

This document uses new names for two of the parameters. The former names were misleading because they no longer reflected the use of these parameters. The header file, `csulincl.h`, continues to use the former names. See [Table 76 on page 283](#).

Parameters

The parameters for CSNBKYT.

For the definitions of the *return_code*, *reason_code*, *exit_data_length*, and *exit_data* parameters, see [“Parameters common to all verbs” on page 18](#).

rule_array_count

Direction: Input

Type: Integer

A pointer to an integer variable containing the number of elements in the *rule_array* variable. This value must be 2, 3, 4, or 5.

rule_array

Direction: Input

Type: String array

Two to five keywords provide control information to the verb. The keywords must be in contiguous storage with each of the keywords left-aligned in its own 8-byte location and padded on the right with blanks. The *rule_array* keywords are described in [Table 78 on page 285](#).

<i>Table 78. Keywords for Key Test control information</i>	
Keyword	Description
Key rule (One, required)	
KEY-CLR	Specifies the key supplied in <i>key_identifier</i> is a single-length clear key.
KEY-CLRD	Specifies the key supplied in <i>key_identifier</i> is a double-length clear key.
KEY-CLRT	Process a triple-length Triple-DES clear key or clear key-part.
KEY-ENC	Specifies the key supplied in <i>key_identifier</i> is a single-length encrypted key.
KEY-ENCD	Specifies the key supplied in <i>key_identifier</i> is a double-length encrypted key.
KEY-ENCT	Process a triple-length Triple-DES enciphered key or enciphered key-part supplied in a key token.
KEY-KM	Specifies that the target is the master key register.
KEY-NKM	Specifies that the target is the new master-key register.
KEY-OKM	Specifies that the target is the old master-key register.
CLR-A128	Process a 128-bit AES clear-key or clear-key part.
CLR-A192	Process a 192-bit AES clear-key or clear-key part.
CLR-A256	Process a 256-bit AES clear-key or clear-key part.
TOKEN	Process an AES clear or encrypted key contained in an AES key-token.
Master-key selector (One, optional). Use only with KEY-KM, KEY-NKM, or KEY-OKM keywords.	
AES-MK	Process one of the AES master-key registers.
APKA-MK	Process one of the APKA master-key registers.
ASYM-MK	Specifies use of only the asymmetric master-key registers.
SYM-MK	Specifies use of only the symmetric master-key registers.
Process rule (One, required)	
GENERATE	Generate a verification pattern for the key supplied in <i>key_identifier</i> .
VERIFY	Verify a verification pattern for the key supplied in <i>key_identifier</i> .
Parity adjustment (One, optional)	
ADJUST	Adjust the parity of test key to odd before generating or verifying the verification pattern. The <i>key_identifier</i> field itself is not adjusted.
NOADJUST	Do not adjust the parity of test key to odd before generating or verifying the verification pattern. This is the default.
Verification process rule (One, optional). See “Cryptographic key-verification techniques” on page 1233.	
ENC-ZERO	Specifies use of the "encrypted zeros" method. Use only with KEY-CLR, KEY-CLRD, KEY-ENC, or KEY-ENCD keywords. The optional ENC-ZERO algorithm can be used with any key. A 4-byte verification pattern is generated for non-compliant-tagged tokens. A 3-byte verification pattern is generated for compliant-tagged tokens.
MDC-4	Specifies use of the MDC-4 master key verification method. Use only with the KEY-KM, KEY-NKM, or KEY-OKM keywords. You must specify one master-key selector keyword to use this keyword.

Table 78. Keywords for Key Test control information (continued)

Keyword	Description
SHA-1	Specifies use of the SHA-1 master-key-verification method. Use only with KEY-KM, KEY-NKM, or KEY-OKM keywords. You must specify one master-key selector keyword to use this keyword.
SHA-256	Specifies use of the SHA-256 master-key-verification method.
No keyword, and first and third parts of the master key have different values.	Defaults to the use of the SHA-1 master-key verification method when the ASYM-MK or SYM-MK master-key selector keyword is specified.
No keyword, and first and third parts of the master key have the same value.	Defaults to the use of the IBM z/OS-based master-key verification method when the ASYM-MK or SYM-MK master-key selector keyword is specified.

key_identifier**Direction:** Input/Output**Type:** String

The key for which to generate or verify the verification pattern. The parameter is a 64-byte string of an internal token, key label, or a clear key value left-aligned.

Note: If you supply a key label for this parameter, it must be unique in the key storage file.

value_1**Direction:** Input/Output**Type:** String

A pointer to a string variable. See [Table 77 on page 283](#) for how this variable is used. For process rule GENERATE this parameter is output only, and for process rule VERIFY it is input only. This variable must be specified, even if it is not used. With the ENC-ZERO method, this parameter is not used.

value_2**Direction:** Input/Output**Type:** String

A pointer to a string variable. See [Table 77 on page 283](#) for how this variable is used. For process rule GENERATE this parameter is output only, and for process rule VERIFY it is input only. This variable must be specified, even if it is not used. With the ENC-ZERO method, the high-order four bytes contain the verification data. For more detail, see [“Cryptographic key-verification techniques” on page 1233](#).

Restrictions

The restrictions for CSNBKYT.

Note: As of CCA 5.4 and CCA 6.2, this verb supports three-key TDES keys. As a key management service this includes three-key TDES key encrypting keys (KEKs).

Required commands

The required commands for CSNBKYT.

In order to access key storage, this verb requires the **Compute Verification Pattern** command (offset X'001D') to be enabled in the active role.

Usage notes

The usage notes for CSNBKYT.

You can generate the verification pattern for a key when you generate the key. You can distribute the pattern with the key and it can be verified at the receiving node. In this way, users can ensure using the same key at the sending and receiving locations. You can generate and verify keys of any combination of key forms, that is, clear, operational or external.

The parity of the key is not tested.

For triple-length keys, use KEY-ENC or KEY-ENCD with ENC-ZERO. Clear triple-length keys are not supported.

In the Transaction Security System, KEY-ENC or KEY-ENCD both support enciphered single-length and double-length keys. They use the key-form bits in byte 5 of CV to determine the length of the key. To be consistent, in this implementation of CCA, both KEY-ENC and KEY-ENCD handle single- and double-length keys. Both products effectively ignore the keywords, which are supplied only for compatibility reasons.

This document uses new names for two of the parameters. The former names were misleading because they no longer reflected the use of these parameters. The header file, `csulincl.h`, continues to use the former names. See [Table 76 on page 283](#).

JNI version

This verb has a Java Native Interface (JNI) version, which is named CSNBKYTJ.

See [“Building Java applications using the CCA JNI” on page 23](#).

Format

```
public native void CSNBKYTJ(
    hikmNativeNumber return_code,
    hikmNativeNumber reason_code,
    hikmNativeNumber exit_data_length,
    byte[]           exit_data,
    hikmNativeNumber rule_array_count,
    byte[]           rule_array,
    byte[]           key_identifier,
    byte[]           value_1,
    byte[]           value_2);
```

Key Test2 (CSNBKYT2)

Use the Key Test2 verb to generate or verify a secure, cryptographic verification pattern for keys contained in a variable-length symmetric key-token.

A key to test can be in the clear or encrypted under the master key. In addition, the verb permits you to test the CCA master keys. Keywords in the *rule_array* parameter specify whether the verb generates or verifies a verification pattern. See [“Cryptographic key-verification techniques” on page 1233](#).

When the verb tests a verification pattern against a key, you must supply the verification pattern from a previous call to Key Test2. This verb returns the verification result in the return code and reason code.

Note: This verb supports PCI-HSM 2016 compliant-tagged key tokens.

Format

The format of CSNBKYT2.

```
CSNBKYT2(
    return_code,
    reason_code,
    exit_data_length,
    exit_data,
    rule_array_count,
    rule_array,
    key_identifier_length,
    key_identifier,
    key_encrypting_key_identifier_length,
    key_encrypting_key_identifier,
    reserved_length,
    reserved,
    verification_pattern_length,
    verification_pattern)
```

Parameters

The parameters for CSNBKYT2.

For the definitions of the *return_code*, *reason_code*, *exit_data_length*, and *exit_data* parameters, see [“Parameters common to all verbs” on page 18](#).

rule_array_count

Direction: Input

Type: Integer

The number of keywords you supplied in the *rule_array* parameter. This value must be 2, 3, 4, or 5.

rule_array

Direction: Input

Type: String array

The *rule_array* contains keywords that provide control information to the verb. The keywords must be in contiguous storage with each of the keywords left-aligned in its own 8-byte location and padded on the right with blanks. The *rule_array* keywords are described in [Table 79 on page 288](#).

Table 79. Keywords for Key Test2 control information	
Keyword	Description
Token algorithm (Required)	
AES	Specifies that the key token is an AES key token.
DES	Specifies that the key token is a DES token. CCA internal, CCA external, and TR-31 token types are supported. Clear keys are not supported for this rule.
HMAC	Specifies to process an HMAC key or key part or a TR-31 key block identified by the key_identifier parameter.
Master-key register class (not allowed with AES, DES, or HMAC, otherwise one required).	
AES-MK	Specifies to process a master key in one of the AES master-key registers. Only valid with CMACZERO.
APKA-MK	Specifies to process a master key in one of the AES PKA (APKA) master-key registers. Only valid with CMACZERO.

<i>Table 79. Keywords for Key Test2 control information (continued)</i>	
Keyword	Description
ASYM-MK	Specifies to process a master key in one of the PKA (asymmetric) master-key registers. Only valid with CMACZERO or ENC-ZERO.
SYM-MK	Specifies to process a master key in one of the DES (symmetric) master-key registers. Only valid with CMACZERO or ENC-ZERO.
Key or key-part rule (One required with AES-MK, APKA-MK, ASYM-MK, or SYM-MK, otherwise not allowed.)	
KEY-KM	Specifies to process the master key in the current-master-key register.
KEY-NKM	Specifies to process the master key in the new-master-key register, which can be an incomplete key if all key parts have not been loaded.
KEY-OKM	Specifies to process the master key in the old-master-key register.
Process rule (One required)	
GENERATE	Generate a verification pattern and an associated random number for the input key or key part for the specified key.
VERIFY	Verify that a verification pattern matches the specified key.
Key verification pattern (KVP) calculation algorithm (One optional). See “Cryptographic key-verification techniques” on page 1233.	
CMACZERO	Specifies to use the CMAC-ZERO method for the key verification pattern (KVP) calculation for AES and DES keys. This method calculates the KVP by using the key to perform the NIST SP 800-38B block cipher-based MAC (CMAC) algorithm on a data block of the size of the algorithm block, filled with bytes valued to X'00' and an initialization vector valued to binary zeros. Only valid with AES, DES, AES-MK, APKA-MK, ASYM-MK, or SYM-MK. The CMACZERO method does not support single-length DES keys.
ENC-ZERO	KVP calculation using the ENC-ZERO method for AES and DES keys: the KVP is calculated by encrypting a data block filled with X'00' bytes. This is the default for DES keys. Not valid with HMAC. This method is only available for AES if the Key Test2 - AES, ENC-ZERO access control point (offset X'0021)' is enabled.
SHA-256	Verification pattern will be calculated for an AES token using the same method as the Key Test verb, with the SHA-256 rule. This rule can be used to verify that the same key value is present in a version X'04' DATA token and version X'05' AES CIPHER token or to verify that the same key value is present in a version X'05' AES IMPORTER/EXPORTER pair.
SHA2VP1	Specifies to use the SHA-256 based verification pattern calculation algorithm. Valid only with HMAC. This is the default for HMAC. For more information, see “SHAVP1 algorithm” on page 1236.
Token type rule (Required if TR-31 token passed and token algorithm DES is specified. Not valid otherwise.)	
TR-31	Specifies that <i>key_identifier</i> contains a TR-31 key block.
AESKWCV	Specifies that the key_identifier contains an external variable length symmetric key token whose type is DESUSECV. The IKEK-AES keyword must be specified for the KEK identifier rule.

<i>Table 79. Keywords for Key Test2 control information (continued)</i>	
Keyword	Description
KEK identifier rules (Optional - see defaults. One required if the AESKWCV token type is specified.)	
IKEK-AES	The wrapping KEK for the key to test is an AES KEK. This is the default for AES and HMAC token algorithms, and is not allowed with DES.
IKEK-DES	The wrapping KEK for the key to test is a DES KEK. This is the default for DES token algorithm, and is only allowed with DES token algorithm.
IKEK-PKA	The wrapping KEK for the key to test is an RSA or (other key stored in PKA key storage.) This is not the default for any token algorithm, and must be specified if an RSA KEK is used. This rule is not allowed with DES token algorithm.
Verification pattern length rule (Optional - May only be used with both rules DES and CMACZERO specified, otherwise not allowed.)	
VPLEN3	Specifies that a 3-byte verification pattern is calculated. This is the default.
VPLEN5	Specifies that a 5-byte verification pattern is calculated.

key_identifier_length

Direction: Input
Type: Integer

The length of the **key_identifier** in bytes. The maximum value is 9992.

key_identifier

Direction: Input
Type: String

A pointer to the key for which to generate or verify the verification pattern. The parameter is a variable length string of an internal token or the 64-byte label of a key in key storage. This token may be a DES internal or external token, AES internal version X'04' token, internal or external variable-length symmetric token, or a TR-31 key block. Clear DES tokens are not supported. If an internal token was supplied and was encrypted under the old master key, the token will be returned encrypted under the current master key.

key_encrypting_key_identifier_length

Direction: Input
Type: Integer

The byte length of the *key_encrypting_key_identifier* parameter. When *key_identifier* is an internal token, the value must be zero.

If *key_encrypting_key_identifier* is a label for a record in key storage, the value must be 64. If the *key_encrypting_key_identifier* is an AES KEK, the value must be between the actual length of the token and 725. If the *key_encrypting_key_identifier* is a DES KEK, the value must be 64. If *key_encrypting_key_identifier* is an RSA KEK, the maximum length is 3500.

key_encrypting_key_identifier

Direction: Input/Output
Type: String

When *key_encrypting_key_identifier_length* is non-zero, the *key_encrypting_key_identifier* contains an internal key token containing the key-encrypting key, or a key label. If the key identifier supplied was an AES or DES token encrypted under the old master key, the token will be returned encrypted under the current master key.

reserved_length

Direction: Input
Type: Integer

The byte length of the *reserved* parameter. This value must be 0.

reserved

Direction: Input/Output
Type: String

This parameter is ignored.

verification_pattern_length

Direction: Input/Output
Type: Integer

The length in bytes of the *verification_pattern* parameter.

<i>Table 80. Length of the verification pattern for each algorithm supported</i>	
Calculation algorithm	Length of the verification pattern in bytes
CMACZERO	AES: 5 DES: 3 or 5
ENC-ZERO	Non-compliant-tagged tokens: 4 Compliant-tagged tokens: 3 The verification pattern is left-justified in an 8- byte field and padded on the right with zeros.
SHA-256	8
SHA2VP1	9

On input: for GENERATE the length must be at least 8 bytes; for VERIFY the length must be 8 bytes.

On output for GENERATE the length of the verification pattern returned.

verification_pattern

Direction: Input/Output
Type: String

A pointer to a string variable containing the binary verification pattern.

For GENERATE, the verb generates and returns the left-most, high-order bytes of the generated verification pattern in this variable.

For VERIFY, the verb verifies the verification pattern supplied in this variable.

Restrictions

The restrictions for CSNBKYT2.

The **key_identifier** parameter must not identify a key label when the input key is in a TR-31 key block.

Note: As of CCA 5.4 and CCA 6.2, this verb supports three-key TDES keys. As a key management service this includes three-key TDES key encrypting keys (KEKs).

Required commands

The required commands for CSNBKYT2.

In order to access key storage, this verb also requires the **Compute Verification Pattern** command (offset X'001D') to be enabled in the active role.

The commands shown in Table 81 on page 292 must be enabled in the active role for each combination of KVP calculation algorithm and token algorithms:

Key verification pattern calculation	Token algorithm	Offset	Command
ENC-ZERO	AES	X'0021'	Key Test2 - AES, ENC-ZERO (not required for algorithm keyword DES)
CMACZERO	AES	X'0022'	Key Test2 - AES, CMAC-ZERO
CMACZERO	DES	X'0023'	Key Test2 - DES, CMAC-ZERO

Usage notes

The usage notes for CSNBKYT2.

You can generate the verification pattern for a key when you generate the key. You can distribute the pattern with the key and it can be verified at the receiving node. In this way, users can ensure using the same key at the sending and receiving locations. You can generate and verify keys of any combination of key forms, that is, clear, operational or external.

JNI version

This verb has a Java Native Interface (JNI) version, which is named CSNBKYT2J.

See [“Building Java applications using the CCA JNI” on page 23](#).

Format

```
public native void CSNBKYT2J(
    hikmNativeNumber return_code,
    hikmNativeNumber reason_code,
    hikmNativeNumber exit_data_length,
    byte[] exit_data,
    hikmNativeNumber rule_array_count,
    byte[] rule_array,
    hikmNativeNumber key_identifier_length,
    byte[] key_identifier,
    hikmNativeNumber key_encrypting_key_identifier_length,
    byte[] key_encrypting_key_identifier,
    hikmNativeNumber reserved_length,
    byte[] reserved,
    hikmNativeNumber verification_pattern_length,
    byte[] verification_pattern);
```

Key Test Extended (CSNBKYTX)

This verb is essentially the same as Key Test (CSNBKYT).

For further information, see [“Key Test \(CSNBKYT\)” on page 283](#). The differences are:

- In addition to operating on internal keys and key parts, this verb also operates on external keys and key parts.
- This verb does not operate on clear keys, and does not accept *rule_array* keywords CLR-A128, CLR-A192, CLR-A256, KEY-CLR, and KEY-CLRD.

See also [“Key Test \(CSNBKYT\)” on page 283](#) for operating only on internal keys.

Use this verb to verify the value of a key or key part in an external or internal key token. This verb supports two options:

GENERATE

To compute and return a verification pattern for a specified key.

VERIFY

To verify that a passed verification pattern is correct for the specified key.

The verification pattern and the verification process do not reveal any information about the value of the tested key, other than equivalency of two key values. Several verification algorithms are supported.

This verb supports testing of AES, DES, and PKA master keys, and enciphered keys or key parts. *rule_array* keywords are used to specify information about the target key that is not implicit from other verb parameters.

When testing the master keys, there are two sets of *rule_array* keywords to indicate what key to test:

1. The SYM-MK, ASYM-MK, and AES-MK master-key selector keywords indicate whether to test the DES (symmetric) master key, the PKA (asymmetric) master key, or the AES master key.
2. The KEY-KM, KEY-NKM, and KEY-OKM key or key-part *rule_array* keywords choose among the current-master-key register, the new-master-key register, and the old-master-key register.

Not specifying a master-key selector keyword (SYM-MK, ASYM-MK, or AES-MK) means that the DES (symmetric) and PKA (asymmetric) master keys have the same value, and that you want to test that value.

Several key test algorithms are supported by the verb. See [“Cryptographic key-verification techniques” on page 1233](#). Some are implicitly selected based on the type of key you are testing, while others are optional and selected by specifying a verification process rule keyword. You can specify one of the following:

1. The ENC-ZERO keyword to encrypt a block of binary zeros with the specified key. This verb returns the leftmost 32 bits of the encryption result as the verification pattern. The encrypted block consists of 16 bytes of binary zeros for AES, and eight bytes for DES and Triple-DES keys. This method is valid only with the TOKEN keyword for AES, and KEY-ENC and KEY-ENCD keywords for DES.
2. The MDC-4 keyword to compute a 16-byte verification pattern using the MDC-4 algorithm. This keyword is valid only when computing the verification pattern for a DES (symmetric) or PKA (asymmetric) master key.
3. The SHA-1 keyword to compute the verification pattern using the SHA-1 hashing method. This keyword is valid only when computing the verification pattern for the DES (symmetric) or PKA (asymmetric) master key.
4. The SHA-256 keyword to compute the verification pattern using the SHA-256 hashing method. This keyword is valid only when computing the verification pattern for an AES key.

[Table 77 on page 283](#) describes the use of the *random_number* and *verification_pattern* fields for each of the available verification methods.

Note: For historical reasons, the verification information is passed in two 8-byte variables pointed to by the *random_number* and *verification_pattern* parameters. The GENERATE option returns information in these two variables, and the VERIFY option uses the information provided in these two variables. If the

Key Test Extended (CSNBKYTX)

verb cannot verify the information provided, it returns a return code of 4 and a reason code of 1. For simplicity, these two variables can be two 8-byte elements of a 16-byte array, which is processed by your application program as a single quantity. Both parameters must be coded when calling the API.

DES and Triple-DES keys reserve the low-order bit of each byte for parity. If parity is used, the low-order bit is set so that the total number of B'1' bits in the byte is odd. These parity adjustment keywords allow you to control how the Key Test Extended verb handles the parity bits:

NOADJUST

Specifies not to alter the parity bit values in any way. This is the default.

ADJUST

Specifies to modify the low-order bit of each byte as necessary for odd parity.

This is done on the cleartext value of the key before the verification pattern is computed. The parity adjustment is performed only on a temporary copy of the key within the card, and does not affect the key value in the *key_identifier* parameter.

Note: This verb supports PCI-HSM 2016 compliant-tagged key tokens.

Format

The format of CSNBKYTX.

```
CSNBKYTX(  
    return_code,  
    reason_code,  
    exit_data_length,  
    exit_data,  
    rule_array_count,  
    rule_array,  
    key_identifier,  
    random_number,  
    verification_pattern,  
    kek_key_identifier)
```

Parameters

The parameters for CSNBKYTX.

For the definitions of the *return_code*, *reason_code*, *exit_data_length*, and *exit_data* parameters, see [“Parameters common to all verbs” on page 18](#).

rule_array_count

Direction: Input

Type: Integer

A pointer to an integer variable containing the number of elements in the *rule_array* variable. This value must be 2, 3, 4, or 5.

rule_array

Direction: Input

Type: String array

Between two and five keywords provide control information to the verb. The keywords must be in contiguous storage with each of the keywords left-aligned in its own 8-byte location and padded on the right with blanks. The *rule_array* keywords are described in [Table 82 on page 295](#).

<i>Table 82. Keywords for Key Test Extended control information</i>	
Keyword	Description
Process rule (One required)	
GENERATE	Generate a verification pattern for the key supplied in <i>key_identifier</i> .
VERIFY	Verify a verification pattern for the key supplied in <i>key_identifier</i> .
Key or key-part rule (One required)	
KEY-ENC	Specifies that the key supplied in <i>key_identifier</i> is a single-length encrypted key.
KEY-ENCD	Specifies that the key supplied in <i>key_identifier</i> is a double-length encrypted key.
KEY-KM	Specifies that the target is the master key register.
KEY-NKM	Specifies that the target is the new master-key register.
KEY-OKM	Specifies that the target is the old master-key register.
TOKEN	Process an AES clear or encrypted key contained in an AES key-token.
Master-key selector (One, optional). Use only with KEY-KM, KEY-NKM, or KEY-OKM keywords. The default is to process the ASYM-MK and SYM-MK key registers, which must have the same key for the default to be valid.	
AES-MK	Process one of the AES master-key registers.
APKA-MK	Process one of the APKA master-key registers.
ASYM-MK	Specifies use of only the asymmetric master-key registers.
SYM-MK	Specifies use of only the symmetric master-key registers.
Parity adjustment (One, optional) Not valid with the AES-MK <i>Master-key selector</i> keyword.	
ADJUST	Adjust the parity of test key to odd before generating or verifying the verification pattern. The <i>key_identifier</i> field itself is not adjusted.
NOADJUST	Do not adjust the parity of test key to odd before generating or verifying the verification pattern. This is the default.
Verification process rule (One, optional) For the AES master key, SHA-256 is the default. For the DES or PKA master keys, the default is SHA-1 if the first and third parts of the key are different, or the IBM z/OS method if the first and third parts of the key are the same.	
ENC-ZERO	Specifies use of the <i>encrypted zeros</i> method. Use only with the KEY-CLR, KEY-CLRD, KEY-ENC, or KEY-ENCD keywords. A 4-byte verification pattern is generated for non-compliant-tagged tokens. A 3-byte verification pattern is generated for compliant-tagged tokens. Required for triple-length TDES keys.
MDC-4	Specifies use of the MDC-4 master key verification method. Use only with the KEY-KM, KEY-NKM, or KEY-OKM keywords. You must specify one master-key selector keyword to use this keyword.
SHA-1	Specifies use of the SHA-1 master-key-verification method. Use only with the KEY-KM, KEY-NKM, or KEY-OKM keywords. You must specify one master-key selector keyword to use this keyword.
SHA-256	Specifies use of the SHA-256 master-key-verification method.

key_identifier**Direction:** Input**Type:** String

Key Test Extended (CSNBKYTX)

A pointer to a string variable containing an internal or external key-token, a key label that identifies an internal or external key-token record, or a clear key.

The key token contains the key or the key part used to generate or verify the verification pattern.

random_number

Direction: Input/Output

Type: String

A pointer to a string variable containing a number the verb might use in the verification process. When you specify the GENERATE keyword, the verb returns the random number. When you specify the VERIFY keyword, you must supply the number. With the ENC-ZERO method, the *random_number* variable is not used but must be specified.

verification_pattern

Direction: Input/Output

Type: String

A pointer to a string variable containing the binary verification pattern. When you specify the GENERATE keyword, the verb returns the verification pattern. When you specify the VERIFY keyword, you must supply the verification pattern. With the ENC-ZERO method, the verification data occupies the high-order four bytes, while the low-order four bytes are unspecified (the data is passed between your application and the cryptographic engine but is otherwise unused). For more detail, see [“Cryptographic key-verification techniques”](#) on page 1233.

kek_key_identifier

Direction: Input

Type: String

A pointer to a string variable containing an operational key-token or the key label of an operational key-token record containing an IMPORTER or EXPORTER key-encrypting key. If the *key_identifier* parameter does not identify an external key-token, the contents of the *kek_key_identifier* variable should contain a null DES key-token.

Restrictions

The restrictions for CSNBKYTX.

Note: As of CCA 5.4 and CCA 6.2, this verb supports three-key TDES keys. As a key management service this includes three-key TDES key encrypting keys (KEKs).

Required commands

The required commands for CSNBKYTX.

In order to access key storage, this verb requires the **Compute Verification Pattern** command (offset X'001D') to be enabled in the active role.

To enable warning for the case when the rule-array keyword is inconsistent with the key length, enable the command **Key Test - Warn when keyword inconsistent with key length** (offset X'01CB').

Usage notes

The usage notes for CSNBKYTX.

You can generate the verification pattern for a key when you generate the key. You can distribute the pattern with the key and it can be verified at the receiving node. In this way, users can ensure using the

same key at the sending and receiving locations. You can generate and verify keys of any combination of key forms: clear, operational, or external.

The parity of the key is not tested.

For triple-length keys, use KEY-ENC or KEY-ENCD with ENC-ZERO. Clear triple-length keys are not supported.

In the Transaction Security System, KEY-ENC and KEY-ENCD both support enciphered single-length and double-length keys. They use the key-form bits in byte 5 of the control vector (CV) to determine the length of the key. To be consistent, in this implementation of CCA, both KEY-ENC and KEY-ENCD handle single- and double-length keys. Both products effectively ignore the keywords, which are supplied only for compatibility reasons.

JNI version

This verb has a Java Native Interface (JNI) version, which is named CSNBKYTXJ.

See [“Building Java applications using the CCA JNI”](#) on page 23.

Format

```
public native void CSNBKYTXJ(
    hikmNativeNumber return_code,
    hikmNativeNumber reason_code,
    hikmNativeNumber exit_data_length,
    byte[] exit_data,
    hikmNativeNumber rule_array_count,
    byte[] rule_array,
    byte[] key_identifier,
    byte[] random_number,
    byte[] verification_pattern,
    byte[] kek_key_identifier);
```

Key Token Build (CSNBKTB)

The Key Token Build verb assembles a fixed-length symmetric key-token in application storage from information you supply, either as an internal fixed-length AES or DES key-token, or as an external fixed-length DES token. CCA does not support fixed-length external AES key tokens,

This verb can include a control vector that you supply or can build a control vector based on the key type and the control vector related keywords in the *rule_array*. The Key Token Build verb does not perform cryptographic services on any key value. You cannot use this verb to change a key or to change the control vector related to a key.

Format

The format of CSNBKTB.

```
CSNBKTB(
    return_code,
    reason_code,
    exit_data_length,
    exit_data,
    key_token,
    key_type,
    rule_array_count,
    rule_array,
    key_value,
    reserved_1,
    reserved_2,
    token_data,
    control_vector,
    reserved_4,
    reserved_5,
    reserved_6,
    master_key_verification_pattern)
```

Note: Previous implementations used the *reserved_1* parameter to point to a four-byte integer or string that represented the master key verification pattern. In current versions, CCA requires this parameter to point to a four-byte value equal to binary zero.

Parameters

The parameters for CSNBKTB.

For the definitions of the *return_code*, *reason_code*, *exit_data_length*, and *exit_data* parameters, see [“Parameters common to all verbs” on page 18](#).

key_token

Direction: Input/Output

Type: String

The *key_token* parameter is a pointer to a string variable containing the assembled *key_token*.

Note: This variable cannot contain a key label.

key_type

Direction: Input

Type: String

The *key_type* parameter is a pointer to a string variable containing a keyword that defines the key type. The keyword is eight bytes in length and must be left-aligned and padded on the right with space characters.

Valid AES key type keywords are:

CLRAES	DATA
--------	------

Valid DES key type keywords are:

CIPHER	CVARXCVL	DKYGENKY	MAC	USE-CV
CIPHERXI	CVARXCVR	ENCIPHER	MACVER	
CIPHERXL	DATA	EXPORTER	OKEYXLAT	
CIPHERXO	DATAC	IKEYXLAT	OPINENC	
CVARDEC	DATAM	IMPORTER	PINGEN	
CVARENC	DATAMV	IPINENC	PINVER	
CVARPINE	DECIPHER	KEYGENKY	SECMMSG	

Specify the USE-CV keyword to indicate that the key type should be obtained from the *control_vector* variable.

rule_array_count

Direction: Input/Output

Type: Integer

A pointer to an integer variable containing the number of elements in the *rule_array* variable. This value must be 1, 2, 3, 4, 5, or 6.

rule_array

Direction: Output

Type: String array

One to four keywords that provide control information to the verb. The keywords must be in contiguous storage with each of the keywords left-aligned in its own 8-byte location and padded on

the right with blanks. For any key type, there are no more than four valid *rule_array* values. The *rule_array* keywords are described in [Table 83 on page 299](#).

<i>Table 83. Keywords for Key Token Build control information</i>	
Keyword	Description
Token type (One required)	
EXTERNAL	An external key token. Valid only for DES keys.
INTERNAL	An internal key token. Valid for both AES and DES keys.
Token algorithm (One, optional)	
AES	An AES key. Only valid for CLRAES or DATA. If CLRAES is specified, this is the default token algorithm.
DES	A DES key. Not valid for CLRAES. If CLRAES is not specified, this is the default token algorithm.
Key status (One, optional).	
KEY	The key token to build will contain an encrypted key. The <i>key_value</i> parameter identifies the field that contains the key.
NO-KEY	The key token to build will not contain a key. This is the default key status.
Key length (one keyword required for AES keys, one optional for DES keys)	
KEYLN8	Single-length or 8-byte key. Valid only for DES keys.
KEYLN16	Specifies that the key is 16 bytes long.
KEYLN24	Specifies that the key is 24 bytes long.
KEYLN32	Specifies that the key is 32 bytes long. Valid only for AES keys.
DOUBLE	Double-length or 16-byte key. Synonymous with KEYLN16. Valid only for DES keys.
DOUBLE-0	Double-length key with guaranteed unique 8-byte key halves. The key is 16 bytes long. Valid only for DES keys.
MIXED	Double-length key. Indicates that the key can either be a replicated single-length key (both key halves equal), or a double-length key with two different 8-byte values. Valid only for DES keys.
SINGLE	Single-length or 8-byte key. Synonymous with KEYLN8. Valid only for DES keys.
TRIPLE	Specifies that the key contains three key parts and is either a replicated single-length or replicated double-length key (two or three parts equal, ignoring parity bits), or a triple-length key with three different 8-byte values, ignoring parity bits. Valid only for supported DES key types listed in Table 10 on page 67 .
TRIPLE-0	Specifies that the key contains three key parts and is a triple-length key that is guaranteed to have three different 8-byte values, ignoring parity bits. Valid only for supported DES key types listed in Table 10 on page 67 .

<i>Table 83. Keywords for Key Token Build control information (continued)</i>	
Keyword	Description
ZEROCV24	Specifies that the key contains three key parts and is either a replicated single-length or replicated double-length key (two or three key parts equal, ignoring parity bits), or a triple-length key with three different 8-byte values, ignoring parity bits. Only valid with DES EXTERNAL DATA keys. Not valid with XPORT-OK, ENH-ONLY, NOT31XPT, or WRAPENH2. Specifies to build Version X'01' fixed-length DES key-token with a CV valued to binary zeros, with the exception that the KEY-PART bit can be on together with the parity bit of that byte.
Key Part Indicator (optional). Valid only for DES keys.	
KEY-PART	This token is to be used as input to the Key Part Import service.
CV source (One, optional). Valid only for DES keys.	
CV	The verb is to obtain the control vector from the variable identified by the <i>control_vector</i> parameter.
NO-CV	The control vector is to be supplied based on the key type and the control vector related keywords. This is the default.
Control vector on the link specification (optional). Valid only for IMPORTER and EXPORTER.	
CV-KEK	This keyword indicates marking the KEK as a CV KEK. The control vector is applied to the KEK prior to its use in encrypting other keys. This is the default.
NOCV-KEK	This keyword indicates marking the KEK as a NOCV KEK. The control vector is not applied to the KEK prior to its use in encrypting other keys.
Key-wrapping method (One, optional). Valid only for DES keys.	
WRAP-ENH	Use enhanced key wrapping method, which is compliant with the ANSI X9.24 standard.
WRAP-ECB	Use original key wrapping method, which uses ECB wrapping for DES key tokens and CBC wrapping for AES key tokens.
Translation control (Optional). Valid only for DES keys.	
ENH-ONLY	Restrict re-wrapping of the <i>output_key_token</i> . After the token has been wrapped with the enhanced method, it cannot be re-wrapped using the original method.
Compliance (Optional)	
COMP-TAG	Generate a compliant-tagged key. While a skeleton key token with the compliance-tag can be created at any time, the skeleton must be passed to an adapter domain that is in PCI-HSM 2016 compliance mode to be provisioned with key material (either generated or imported).
NOCMPTAG	Do not generate a compliant-tagged key. This is the default.

See “DES key usage restrictions” on page 44 for the key usage keywords that can be specified for a given key type.

The difference between Key Token Parse (CSNBKTP) and Control Vector Generate (CSNBCVG) is that Key Token Parse returns the *rule_array* keywords that apply to a parsed token, such as EXTERNAL,

INTERNAL, and so forth. These *rule_array* parameters are returned in addition to the *key_type* parameter.

AMEX-CSC	DKYL0	EPINGEN	KEYLN16	UKPT
ANSIX9.9	DKYL1	EPINGENA	LMTD-KEK	VISA-PVV
ANY	DKYL2	EPINVER	MIXED	WRAP-ECB
ANY-MAC	DKYL3	EXEX	NO-SPEC	WRAP-ENH
CLR8-ENC	DKYL4	EXPORT	NO-XPORT	XLATE
CPINENC	DKYL5	GBP-PIN	NOOFFSET	XPORT-OK
CPINGEN	DKYL6	GBP-PINO	NOT-KEK	
CPINGENA	DKYL7	IBM-PIN	OPEX	
CVVKEY-A	DMAC	IBM-PINO	OPIM	
CVVKEY-B	DMKEY	IMEX	PIN	
DALL	DMPIN	IMIM	REFORMAT	
DATA	DMV	IMPORT	SINGLE	
DDATA	DOUBLE	INBK-PIN	SMKEY	
DEXP	DPVR	KEY-PART	SMPIN	
DIMP	ENH-ONLY	KEYLN8	TRANSLAT	

key_value

Direction: Output

Type: String

This parameter is a pointer to a string variable containing the enciphered key or AES clear-key value which is placed into the key field of the key token when you use the *KEY rule_array* keyword. If the *KEY* keyword is not specified, this parameter is ignored.

The length of this variable depends on the type of key that is provided. The length is 16 bytes for DES keys. A single-length DES key must be left-aligned and padded on the right with eight bytes of 'X'00'. For a clear AES key, the length is 16 bytes for KEYLN16, 24 bytes for KEYLN24, and 32 bytes for KEYLN32. An enciphered AES key is 32 bytes.

reserved_1

Direction: Output

Type: Integer

This parameter is a pointer to an integer variable or a 4-byte string variable. The value must be equal to an integer valued 0.

reserved_2

Direction: Output

Type: Integer

This parameters is a pointer to an integer variable. The value must be 0 or a null pointer.

token_data

Direction: Input

Type: String

This parameter is unused for DES keys and cleartext AES keys. In either of those cases it must be a null pointer or point to a string variable containing eight bytes of binary zeros. For encrypted AES keys, this parameter is a pointer to a one-byte string variable containing the LRC value for the key passed in the *key_value* parameter. For more information on LRC values, see *CCA Basic Services Reference and Guide for the IBM 4767 and IBM 4765 PCI-X Cryptographic Coprocessors*.

control_vector

Direction: Output

Type: String

Key Token Build (CSNBKTB)

A parameter is a pointer to a string variable. If you specify the CV keyword in the *rule_array*, the contents of this variable are copied to the control vector field of the fixed-length DES key token. If the CV keyword is not specified, this keyword is ignored.

reserved_4

Direction: Output
Type: String

This parameter is a pointer to a string variable. The value must be binary zeros or a null pointer.

reserved_5

Direction: Output
Type: Integer

This parameter is a pointer to an integer variable. The value must be 0 or a null pointer.

reserved_6

Direction: Output
Type: String

This parameter is a pointer to an 8-byte string variable. The value must eight space characters or a null pointer.

master_key_verification_pattern

Direction: Output
Type: String

This parameter is a pointer to a string variable containing the master-key verification pattern of the master key used to encipher the key in the internal key-token. The contents of the variable are copied into the MKVP field of the of the key token when keywords INTERNAL and KEY are specified, and *key_type* keyword CLRAES is not specified.

Restrictions

The restrictions for CSNBKTB.

Note: As of CCA 5.4 and CCA 6.2, this verb supports three-key TDES keys. As a key management service this includes three-key TDES key encrypting keys (KEKs).

Required commands

The required commands for CSNBKTB.

None.

Usage notes

The usage notes for CSNBKTB.

Because 24-byte (TRIPLE) DES keys can only be generated as DATA keys, capability to create 24-byte DES tokens (with keywords TRIPLE or KEYLN24 has not been added to Key Token Build (CSNBKTB). Instead, call Key Generate (CSNBKGN) directly.

JNI version

This verb has a Java Native Interface (JNI) version, which is named CSNBKTB.J.

See [“Building Java applications using the CCA JNI” on page 23](#).

Format

```
public native void CSNBKTBJ(
    hikmNativeNumber return_code,
    hikmNativeNumber reason_code,
    hikmNativeNumber exit_data_length,
    byte[] exit_data,
    byte[] key_token,
    byte[] key_type,
    hikmNativeNumber rule_array_count,
    byte[] rule_array,
    byte[] key_value,
    byte[] reserved_1,
    hikmNativeNumber reserved_2,
    byte[] token_data,
    byte[] control_vector,
    hikmNativeNumber reserved_4,
    byte[] reserved_5,
    byte[] reserved_6,
    byte[] master_key_verification_pattern);
```

Key Token Build2 (CSNBKT2)

Use the Key Token Build2 verb to assemble an external or internal AES or HMAC variable-length symmetric key-token in application storage from information that you supply.

This verb assembles the information as a skeleton HMAC or AES key token. This skeleton token can be supplied to the Key Generate2 verb, which then provides a completed key token with the attributes of the skeleton along with a randomly generated key. These attributes become cryptographically bound to the key when it is enciphered.

The Key Token Build2 verb cannot assemble a usable key-token that contains an enciphered key. It can assemble an internal HMAC or AES key token that has either a clear key, usable for a limited number of services, or no key, which is only usable for passing to the Key Generate2 verb in order to receive an enciphered key.

The Key Token Build2 verb is a host-only verb and it does not use the cryptographic coprocessor. This verb does not perform cryptographic services on any key value. You cannot use this verb to change a key or to change the control vector related to a key.

Format

The format of CSNBKT2.

```
CSNBKT2(
    return_code,
    reason_code,
    exit_data_length,
    exit_data,
    rule_array_count,
    rule_array,
    clear_key_bit_length,
    clear_key_value,
    key_name_length,
    key_name,
    user_associated_data_length,
    user_associated_data,
    token_data_length,
    token_data,
    verb_data_length,
    verb_data,
    target_key_token_length,
    target_key_token)
```

Parameters

The parameters for CSNBKTB2.

For the definitions of the *return_code*, *reason_code*, *exit_data_length*, and *exit_data* parameters, see “Parameters common to all verbs” on page 18.

rule_array_count

Direction: Input
Type: Integer

The number of keywords you supplied in the *rule_array* parameter. The minimum value is 4.

rule_array

Direction: Input
Type: String array

The *rule_array* contains keywords that provide control information to the verb. The keywords must be in contiguous storage with each of the keywords left-aligned in its own 8-byte location and padded on the right with blanks. The *rule_array* keywords are described in [Table 84 on page 304](#).

Table 84. Keywords for Key Token Build2	
Keyword	Description
Header section	
Token identifier (one required)	
EXTERNAL	Specifies to build an external variable-length symmetric key-token.
INTERNAL	Specifies to build an internal variable-length symmetric key-token.
Wrapping information section	
Key status (one, optional)	
NO-KEY	Build the key token without a key value. This creates a skeleton key token that can later be supplied to the Key Generate2 (CSNBKGN2) verb. This is the default.
KEY-CLR	Build the key token with a clear key, AES CIPHER and HMAC MAC keys only.
Associated data section	
Type of algorithm for which the key can be used (one required)	
AES	Specifies to build an AES key token.
HMAC	Specifies to build an HMAC key token.
CPACF export control	
XPRTCPAC	Allow this key token to be exported as a CPACF protected key. When CSU_HCPUAPRT is enabled, and this key token (or a label referring to this key token) is used, the key token is translated to CPACF by the CCA library and the handle is used with the CPACF. Note: Only usable with AES keys of key type CIPHER.
NOEXCPAC	Do not allow this key token to be exported as a CPACF protected key. This is the default.
Key type (one required)	

<i>Table 84. Keywords for Key Token Build2 (continued)</i>	
Keyword	Description
CIPHER	<p>Build a CIPHER key for encryption, decryption, and translation operations. AES algorithm only.</p> <ul style="list-style-type: none"> Refer to Figure 22 on page 309 for valid rule array keyword combinations. Refer to Table 86 on page 309 for token offsets, offset values, and meanings of these keywords. Refer to Table 283 on page 1024 for the format of the key token.
DKYGENKY	<p>Build a diversifying key generating key. AES algorithm only.</p> <ul style="list-style-type: none"> Refer to Figure 23 on page 312 for valid rule array keyword combinations. Refer to Table 87 on page 313 for token offsets, offset values, and meanings of these keywords. Refer to “AES DKYGENKY variable-length symmetric key token” on page 1084 for the format of the key token.
EXPORTER	<p>Build an EXPORTER key-encrypting key. AES algorithm only.</p> <ul style="list-style-type: none"> Refer to Figure 24 on page 316 for valid rule array keyword combinations. Refer to Table 88 on page 317 for token offsets, offset values, and meanings of these keywords. Refer to “AES EXPORTER and IMPORTER variable-length symmetric key token” on page 1056 for the format of the key token.
IMPORTER	<p>Build an IMPORTER key-encrypting key. AES algorithm only.</p> <ul style="list-style-type: none"> Refer to Figure 24 on page 316 for valid rule array keyword combinations. Refer to Table 88 on page 317 for token offsets, offset values, and meanings of these keywords. Refer to “AES EXPORTER and IMPORTER variable-length symmetric key token” on page 1056 for the format of the key token.
MAC	<p>Build a MAC key for message authentication code operations. AES and HMAC algorithms only.</p> <p>For AES:</p> <ul style="list-style-type: none"> Refer to Figure 26 on page 324 for valid rule array keyword combinations. Refer to Table 90 on page 325 for token offsets, offset values, and meanings of these keywords. Refer to “AES MAC variable-length symmetric key token” on page 1034 for the format of the key token. <p>For HMAC:</p> <ul style="list-style-type: none"> Refer to Figure 27 on page 327 for valid rule array keyword combinations. Refer to Table 91 on page 328 for token offsets, offset values, and meanings of these keywords. Refer to “HMAC MAC variable-length symmetric key token” on page 1045 for the format of the key token.

Table 84. Keywords for Key Token Build2 (continued)	
Keyword	Description
PINCALC	Build a DK PIN calculating key. AES algorithm only. <ul style="list-style-type: none"> Refer to Figure 28 on page 330 for valid rule array keyword combinations. Refer to Table 92 on page 330 for token offsets, offset values, and meanings of these keywords. Refer to “AES PINPROT, PINCALC, and PINPRW variable-length symmetric key token” on page 1068 for the format of the key token.
PINPROT	Build a DK PIN protection key. AES algorithm only. <ul style="list-style-type: none"> Refer to Figure 29 on page 332 for valid rule array keyword combinations. Refer to Table 94 on page 333 for token offsets, offset values, and meanings of these keywords. Refer to “AES PINPROT, PINCALC, and PINPRW variable-length symmetric key token” on page 1068 for the format of the key token.
PINPRW	Build a DK PIN PRW key. AES algorithm only. <ul style="list-style-type: none"> Refer to Figure 30 on page 337 for valid rule array keyword combinations. Refer to Table 95 on page 337 for token offsets, offset values, and meanings of these keywords. Refer to “AES PINPROT, PINCALC, and PINPRW variable-length symmetric key token” on page 1068 for the format of the key token.
SECMMSG	Build a secure messaging key. AES algorithm only. <ul style="list-style-type: none"> Refer to Figure 32 on page 342 for valid rule array keyword combinations. Refer to Table 97 on page 342 for token offsets, offset values, and meanings of these keywords. Refer to “AES SECMMSG variable-length symmetric key token” on page 1095 for the format of the key token.
Payload format version (one, optional). Identifies format of the payload.	
V0PYLD	Build a key token with a version 0 payload format. This format has a variable length and the key length can be inferred from the size of the payload. This format is compatible with all releases. This is the default.
V1PYLD	Build the key token with a version 1 payload format. This format has a fixed length and the key length cannot be inferred by the size of the payload. An obscured key length is considered more secure.
Compliance (Optional)	
COMP-TAG	Build a compliant-tagged key token. Not valid with EXTERNAL, HMAC, or V0PYLD.
NOCMPTAG	Do not build a compliant-tagged key token. This is the default.

clear_key_bit_length**Direction:** Input**Type:** Integer

The length of the clear key in bits. Specify 0 when no key value is supplied or a valid HMAC key bit length, between 80 and 2048.

clear_key_value

Direction: Input
Type: String

This parameter is used when the KEY-CLR keyword is specified. This parameter is the clear key value to be put into the token being built.

key_name_length

Direction: Input
Type: Integer

The length of the *key_name* parameter. Valid values are 0 and 64.

key_name

Direction: Input
Type: String

A 64-byte key store label to be stored in the associated data structure of the token.

user_associated_data_length

Direction: Input
Type: Integer

The length of the user-associated data. The valid values are 0 - 255 bytes.

user_associated_data

Direction: Input
Type: String

User-associated data to be stored in the associated data structure.

token_data_length

Direction: Input
Type: Integer

This parameter is reserved. This value must be 0.

token_data

Direction: n/a
Type: String

This parameter is ignored.

verb_data_length

Direction: Input
Type: Integer

A pointer to an integer variable containing the number of bytes of data in the **verb_data** variable. The value must be 0.

verb_data

Direction: Input

Key Token Build2 (CSNBKTB2)

Type: String

A pointer to a string variable containing key-usage field keywords that are related to the type of key to diversify.

DKYUSAGE specifies that the **verb_data** variable contains all of the keywords necessary to define the key usage attributes related to the type of key to diversify. Based on the **verb_data** keywords, CSNBKTB2 appends the key usage attributes of the type of key to diversify to the key usage fields of the DKYGENKY key. The related key usage fields control which key usage attributes are permissible for the finally generated diversified key.

DKYUSAGE is not valid with D-ALL, because the type of key to diversify is unspecified. DKYUSAGE is optional with D-CIPHER, D-EXP, and D-IMP. For these key types, if DKYUSAGE is not specified, CSNBKTB2 assigns default key usage attributes to the related KUF fields. DKYUSAGE is required for the remaining values of type of key to diversify, because those key types do not have default key usage attributes.

Type of key to diversify	DKYUSAGE usage	Related key usage fields for key type DKYGENKY
D-ALL	Invalid	None.
D-CIPHER	Optional	If keyword DKYUSAGE is specified, the verb_data variable must contain key usage fields keywords related to an AES CIPHER key. If not specified, the related key usage fields are those of a default AES CIPHER key.
D-EXP	Optional	If keyword DKYUSAGE is specified, the verb_data variable must contain key usage fields keywords related to an AES EXPORTER key. If not specified, the related key usage fields will be that of a default AES EXPORTER key.
D-IMP	Optional	If keyword DKYUSAGE is specified, the verb_data variable must contain key usage fields keywords related to an AES IMPORTER key. If not specified, the related key usage fields will be that of a default AES IMPORTER key.
D-MAC	Required	The verb_data variable must contain key usage fields keywords related to an AES MAC key.
D-PCALC	Required	The verb_data variable must contain key usage fields keywords related to an AES PINCALC key.
D-PPROT	Required	The verb_data variable must contain key usage fields keywords related to an AES PINPROT key.
D-PPRW	Required	The verb_data variable must contain key usage fields keywords related to an AES PINPRW key.
D-SECMSG	Required	The verb_data variable must contain key usage fields keywords related to an AES SECMSG key.

target_key_token_length

Direction: Input/Output

Type: Integer

On input, the length of the *target_key_token* parameter supplied to receive the token. On output, the actual length of the token returned to the caller. Maximum length is 725 bytes.

target_key_token

Direction: Output

Type: String

The key token built by this verb.

Keywords reference

Here you find a keywords reference for the CSNBKTB2 **rule_array** parameter.

Figure 22 on page 309 shows all the valid keyword combinations and their defaults for AES key type CIPHER. For a description of these keywords, refer to Table 86 on page 309.

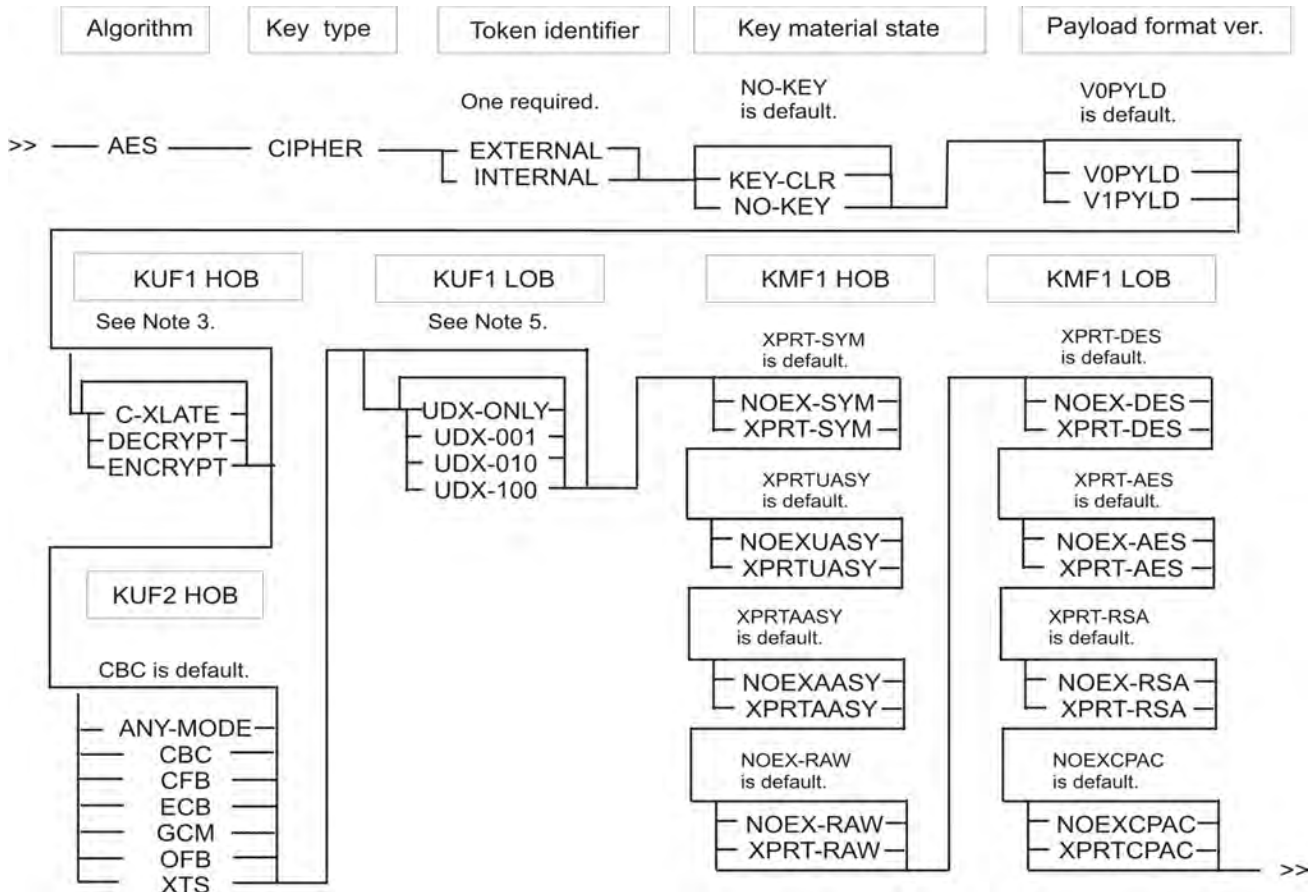


Figure 22. CSNBKTB2 and CSNBKTP2 keyword combinations for AES CIPHER keys

Note:

1. V0PYLD is the default. V1PYLD is recommended because it provides improved security.
2. Each key-usage field (KUF) and key-management field (KMF) of a version X'05' variable-length symmetric key-token consists of a high-order byte (HOB) and a low-order byte (LOB).
3. DECRYPT and ENCRYPT are defaults if neither of these keywords is specified, regardless of whether C-XLATE is specified or not.
4. Choose any number of keywords in this group. No keywords in this group are defaults.
5. NOEX-RAW and XPRT-RAW are defined for future use and their meanings are currently undefined. To avoid this export restriction in the future when the meaning is defined, specify XPRT-RAW.

Table 86. Key Token Build2 rule array keywords for AES CIPHER keys			
Token offset	Rule-array keyword	Offset value	Meaning
Key-token header section			

<i>Table 86. Key Token Build2 rule array keywords for AES CIPHER keys (continued)</i>			
Token offset	Rule-array keyword	Offset value	Meaning
<i>Token identifier (one required)</i>			
000	EXTERNAL	X'02'	Build a key token that is not to be used locally.
	INTERNAL	X'01'	Build a key token that is to be used locally.
Wrapping-information section			
<i>Key status (one, optional)</i>			
008	KEY-CLR	X'01'	Build a key token that contains a clear key.
	NO-KEY	X'00'	Build a key token that does not contain a key value. This is the default.
<i>Payload format version (one, optional). Identifies format of the payload.</i>			
000	VOPYLD	X'00'	Build a key token with a version 0 payload format. This format has a variable length and the key length can be inferred from the size of the payload. This format is compatible with all releases. This is the default.
	V1PYLD	X'01'	Build the key token with a version 1 payload format. This format has a fixed length and the key length cannot be inferred by the size of the payload. An obscured key length is considered more secure.
Associated data section			
<i>Algorithm type (one required).</i>			
041	AES	X'02'	Key can be used for AES algorithm.
<i>Key type (one required)</i>			
042	CIPHER	X'0001'	Key can be used for encryption, decryption, and translation of data.
<i>Encryption and translation control (one or more, optional). Key-usage field 1, high-order byte. Keywords DECRYPT and ENCRYPT are defaults unless one or more keywords in the group are specified.</i>			
045	C-XLATE (Release 4.3 or later)	B'xx1x xxxx'	Key can only be used for Cipher Text Translate2 (CSNBCTT2) operations. This is only valid with AES CIPHER keys.
	DECRYPT	B'x1xx xxxx'	Key can be used for decryption. Symmetric_Algorithm_Decipher.
	ENCRYPT	B'1xxx xxxx'	Key can be used for encryption. Symmetric_Algorithm_Encipher.
<i>User-defined extension (UDX) control (one or more, optional). Key-usage field 1, low-order byte. No keywords in the group are defaults.</i>			
046	UDX-ONLY	B'xxxx 1xxx'	Key can only be used in UDXs.
	UDX-100	B'xxxx x1uu'	Leftmost user-defined UDX bit is set on.
	UDX-010	B'xxxx xu1u'	Middle user-defined UDX bit is set on.
	UDX-001	B'xxxx xuu1'	Rightmost user-defined UDX bit is set on.
<i>Encryption mode (one, optional). Key-usage field 2, high-order byte.</i>			

<i>Table 86. Key Token Build2 rule array keywords for AES CIPHER keys (continued)</i>			
Token offset	Rule-array keyword	Offset value	Meaning
047	ANY-MODE	X'FF'	Key can be used for any encryption mode.
	CBC	X'00'	Key can be used for Cipher Block Chaining. This is the default.
	CFB	X'02'	Key can be used for Cipher Feedback.
	ECB	X'01'	Key can be used for Electronic Code Book.
	GCM	X'04'	Key can be used for Galois/Counter Mode.
	OFB	X'03'	Key can be used for Output Feedback.
	XTS	X'05'	Key can be used for Xor-Encrypt-Xor-based Tweaked Stealing.
<i>Symmetric-key export control (one, optional). Key-management field 1, high-order byte.</i>			
050	NOEX-SYM	B'0xxx xxxx'	Prohibit export using symmetric key.
	XPRT-SYM	B'1xxx xxxx'	Allow export using symmetric key. This is the default.
<i>Unauthenticated asymmetric-key export control (one, optional). Key-management field 1, high-order byte.</i>			
050	NOEXUASY	B'x0xx xxxx'	Prohibit export using an unauthenticated asymmetric key (not a trusted block).
	XPRTUASY	B'x1xx xxxx'	Allow export using an unauthenticated asymmetric key (not a trusted block). This is the default.
<i>Authenticated asymmetric-key export control (one, optional). Key-management field 1, high-order byte.</i>			
050	NOEXAASY	B'xx0x xxxx'	Prohibit export using an authenticated asymmetric key (trusted block).
	XPRTAASY	B'xx1x xxxx'	Allow export using an authenticated asymmetric key (trusted block). This is the default.
<i>Raw-key export control (one, optional). Key-management field 1, high-order byte.</i>			
050	NOEX-RAW	B'xxx0 xxxx'	Prohibit export using raw key. Defined for future use. Currently ignored. This is the default.
	XPRT-RAW	B'xxx1 xxxx'	Allow export using raw key. Defined for future use. Currently ignored.
<i>CPACF export control (one, optional). Key-management field 1, high-order byte.</i>			
050	XPRTCPAC	B'xxxx 1xxx'	Allow export of key to CPACF.
	NOEXCPAC	B'xxxx 0xxx'	Prohibit export of key to CPACF. This is the default.
<i>DES-key export control (one, optional). Key-management field 1, low-order byte.</i>			
051	NOEX-DES	B'1xxx xxxx'	Prohibit export using a DES key.
	XPRT-DES	B'0xxx xxxx'	Allow export using a DES key. This is the default.
<i>AES-key export control (one, optional). Key-management field 1, low-order byte.</i>			
051	NOEX-AES	B'x1xx xxxx'	Prohibit export using an AES key.
	XPRT-AES	B'x0xx xxxx'	Allow export using an AES key.
<i>RSA-key export control (one, optional). Key-management field 1, low-order byte.</i>			

Token offset	Rule-array keyword	Offset value	Meaning
051	NOEX-RSA	B'xxxx 1xxx'	Prohibit export using an RSA key.
	XPRT-RSA	B'xxxx 0xxx'	Allow export using an RSA key. This is the default.

Figure 23 on page 312 shows all the valid keyword combinations and their defaults for AES key type DKYGENKY. For a description of these keywords, refer to Table 87 on page 313.

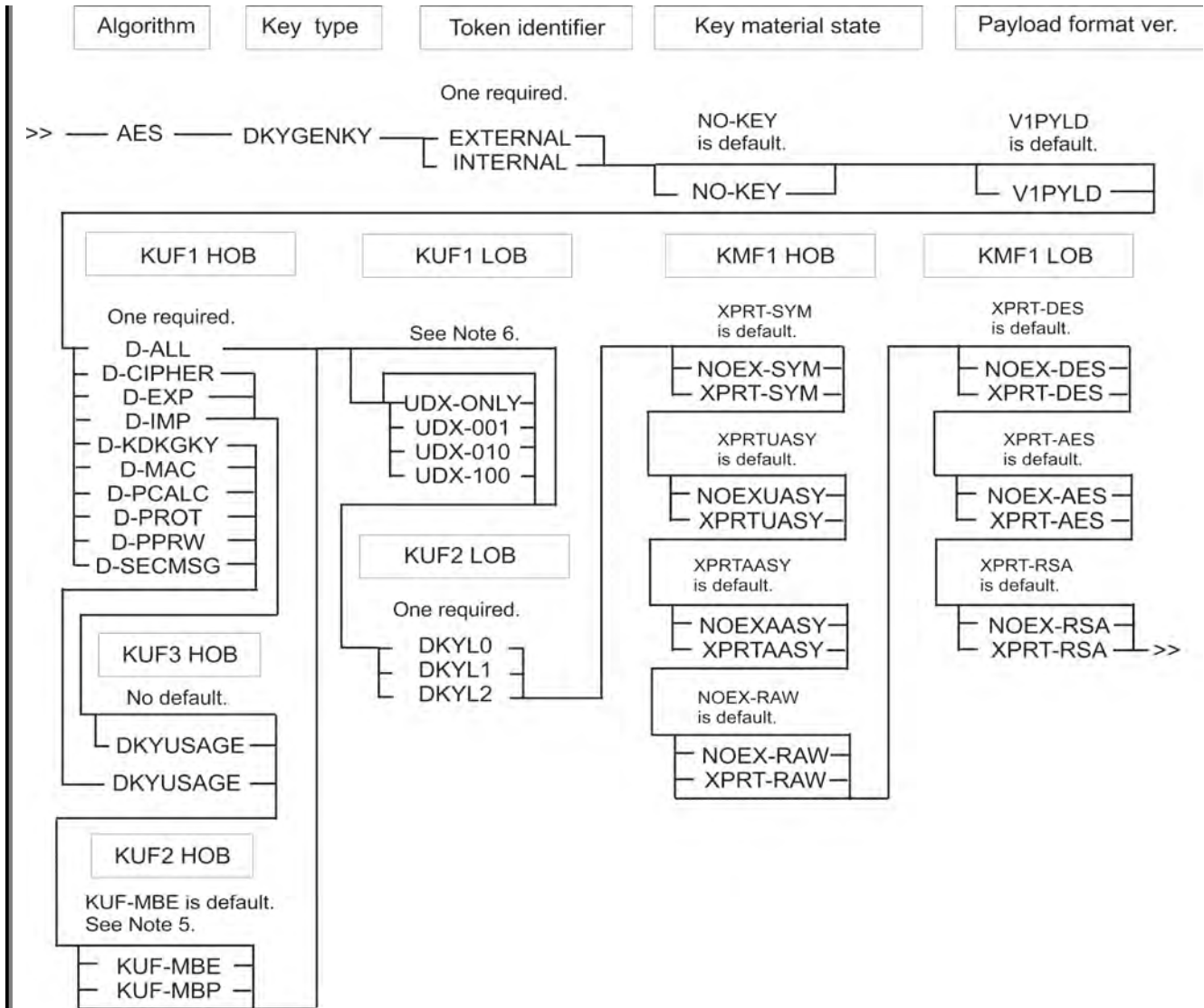


Figure 23. CSNBKTB2 and CSNBKTP2 keyword combinations for AES DKYGENKY keys

Note:

1. Each key-usage field (KUF) and key-management field (KMF) of a version X'05' variable-length symmetric key-token consists of two bytes: a high-order byte (HOB) and a low-order byte (LOB).
2. D-KDKGKY is Release 5.4 or later.
3. NOEX-RAW and XPRT-RAW are defined for future use and their meanings are currently undefined. To avoid this export restriction in the future when the meaning is defined, specify XPRT-RAW.
4. DKYUSAGE specifies that the verb_data variable contains all of the keywords necessary to define the key usage attributes related to the type of key to diversify. Based on the verb_data keywords,

CSNBKTB2 appends the key usage attributes of the type of key to diversify to the key usage fields of the DKYGENKY key. The related key usage fields control which key usage attributes are permissible for the final generated diversified key. DKYUSAGE is not valid with D-ALL because the type of key to diversify is unspecified. DKYUSAGE is optional with D-CIPHER, D-EXP, and D-IMP because key types CIPHER, EXPORTER and IMPORTER have default key usage attributes. For these key types, if DKYUSAGE is not specified, CSNBKTB2 assigns default key usage attributes to the related KUF fields. DKYUSAGE is required for the remaining values of type of key to diversify because those key types do not have default key usage attributes.

5. KUF-MBP is not valid if DKADMIN1, DKADMIN2, DKPINOP, or DKPINOPP is specified in the **verb_data** variable (that is, the type of key to diversify is DK enabled).
6. Choose any number of keywords in this group. No keywords in this group are defaults.

<i>Table 87. Key Token Build2 rule array keywords for AES DKYGENKY keys</i>			
Token offset	Rule-array keyword	Offset value	Meaning
Key-token header section			
<i>Token identifier (one required).</i>			
000	EXTERNAL	X'02'	Build a key token that is not to be used locally.
	INTERNAL	X'01'	Build a key token that is to be used locally.
Wrapping-information section			
<i>Key status (one, optional).</i>			
008	NO-KEY	X'00'	Build a key token that does not contain a key value. This is the default.
<i>Payload format version (one, optional).</i>			
028	V1PYLD	X'01'	Build the key token with a version 1 payload format. This format has a fixed length and the key length cannot be inferred by the size of the payload. An obscured key length is considered more secure. This is the default.
Associated data section			
<i>Algorithm type (one required).</i>			
041	AES	X'02'	Key can be used for AES algorithm.
<i>Key type (one required).</i>			
042	DKYGENKY	X'0009'	Key can be used for generating a diversified key.
<i>Type of key to diversify (one required). Key-usage field 1, high-order byte.</i>			

<i>Table 87. Key Token Build2 rule array keywords for AES DKYGENKY keys (continued)</i>			
Token offset	Rule-array keyword	Offset value	Meaning
045	D-ALL	X'00'	Key can generate a diversified key for any key type listed hereafter.
	D-CIPHER	X'01'	Key can generate a diversified CIPHER key.
	D-EXP	X'03'	Key can generate a diversified EXPORTER key.
	D-IMP	X'04'	Key can generate a diversified IMPORTER key.
	D-KDKGKY	X'09'	Key can generate a diversified KDKGENKY key.
	D-MAC	X'02'	Key can generate a diversified MAC key.
	D-PCALC	X'06'	Key can generate a diversified PINCALC key.
	D-PPROT	X'05'	Key can generate a diversified PINPROT key.
	D-PPRW	X'07'	Key can generate a diversified PINPRW key.
D-SECMSG	X'08'	Key can generate a diversified SECMSG key.	
<i>User-defined extension (UDX) control (one or more, optional). Key-usage field 1, low-order byte. No keywords in the group are defaults.</i>			
046	UDX-ONLY	B'xxxx 1xxx'	Key can only be used in UDXs.
	UDX-100	B'xxxx x1uu'	Leftmost user-defined UDX bit is set on.
	UDX-010	B'xxxx xu1u'	Middle user-defined UDX bit is set on.
	UDX-001	B'xxxx xuu1'	Rightmost user-defined UDX bit is set on.
<i>Related generated key-usage field level of control (one required). Key-usage field 2, high-order byte. If D-ALL is specified, KUF-MBE and KUF-MBP are not valid and there is no default. Otherwise, the default is KUF-MBE. KUF-MBP is not valid if DKYUSAGE is specified and DKPINOP, DKPINOPP, DKADMIN1, or DKADMIN2 is specified in the verb_data variable (that is, the type of key to diversify is DK enabled).</i>			
047	KUF-MBE	B'1xxx xxxx'	The key usage fields of the key to be generated must be equal to the related generated key-usage fields that start with key usage field 3.
	KUF-MBP	B'0xxx xxxx'	The key usage fields of the key to be generated must be permissible based on the related generated key usage fields that start with key-usage field 3. A key to be diversified is not permitted to have a higher level of usage than any of the related key usage fields permit. The key to be diversified is only permitted to have key usage that is less than or equal to the related key usage fields. One exception is the UDX-ONLY setting in the generated key usage fields. The UDX-ONLY setting must always be equal to the UDX-ONLY setting in the related key usage fields.
<i>Key-derivation sequence level (one required). Key-usage field 2, low-order byte.</i>			
048	DKYLO	X'00'	Use this diversifying key to generate a Level 0 diversified key. The type of key to diversify (value at offset 45) determines the key type of the generated key. Level 0 is a completed key.
	DKYL1	X'01'	Use this diversifying key to generate a Level 1 diversified key.
	DKYL2	X'02'	Use this diversifying key to generate a Level 2 diversified key.

<i>Table 87. Key Token Build2 rule array keywords for AES DKYGENKY keys (continued)</i>			
Token offset	Rule-array keyword	Offset value	Meaning
<i>Related generated key usage fields (not allowed for D-ALL, one, optional, for D-CIPHER, D-EXP, and D-IMP, otherwise one required). Key-usage field 3, high-order byte.</i>			
049	DKYUSAGE	Based on verb_data keywords.	The verb_data variable contains key-usage field keywords related to the type of key to diversify. These related attributes become part of the key usage fields of the DKYGENKY diversifying key, beginning with key-usage field 3, high-order byte. They are related because they are used to control which key usage attributes are permissible in the generated diversified key. To generate a diversified key, use the Diversified Key Generate2 (CSNBKDG2) verb.
<i>Symmetric-key export control (one, optional). Key-management field 1, high-order byte.</i>			
052	NOEX-SYM	B'0xxx xxxx'	Prohibit export using symmetric key.
	XPRT-SYM	B'1xxx xxxx'	Allow export using symmetric key. This is the default.
<i>Unauthenticated asymmetric-key export control (one, optional). Key-management field 1, high-order byte.</i>			
052	NOEXUASY	B'x0xx xxxx'	Prohibit export using an unauthenticated asymmetric key (not a trusted block).
	XPRTUASY	B'x1xx xxxx'	Allow export using an unauthenticated asymmetric key (not a trusted block). This is the default.
<i>Authenticated asymmetric-key export control (one, optional). Key-management field 1, high-order byte.</i>			
052	NOEXAASY	B'xx0x xxxx'	Prohibit export using an authenticated asymmetric key (trusted block).
	XPRTAASY	B'xx1x xxxx'	Allow export using an authenticated asymmetric key (trusted block). This is the default.
<i>RAW-key export control (one, optional). Key-management field 1, high-order byte.</i>			
052	NOEX-RAW	B'xxx0 xxxx'	Prohibit export using raw key. Defined for future use. Currently ignored. This is the default.
	XPRT-RAW	B'xxx1 xxxx'	Allow export using raw key. Defined for future use. Currently ignored.
<i>DES-key export control (one, optional). Key-management field 1, low-order byte.</i>			
053	NOEX-DES	B'1xxx xxxx'	Prohibit export using a DES key.
	XPRT-DES	B'0xxx xxxx'	Allow export using a DES key. This is the default.
<i>AES-key export control (one, optional). Key-management field 1, low-order byte.</i>			
053	NOEX-AES	B'x1xx xxxx'	Prohibit export using an AES key.
	XPRT-AES	B'x0xx xxxx'	Allow export using an AES key.
<i>RSA-key export control (one, optional). Key-management field 1, low-order byte.</i>			
053	NOEX-RSA	B'xxxx 1xxx'	Prohibit export using an RSA key.
	XPRT-RSA	B'xxxx 0xxx'	Allow export using an RSA key. This is the default.

Figure 24 on page 316 shows all the valid keyword combinations and their defaults for AES key type EXPORTER. For a description of these keywords, refer to Table 88 on page 317.

As of CCA 5.4 and CCA 6.2, Key Token Build2 rule-array keyword **EXPTT31D** has been added to KUF1 HOB, and keyword **VARDRV-D** has been added to KUF2 HOB.

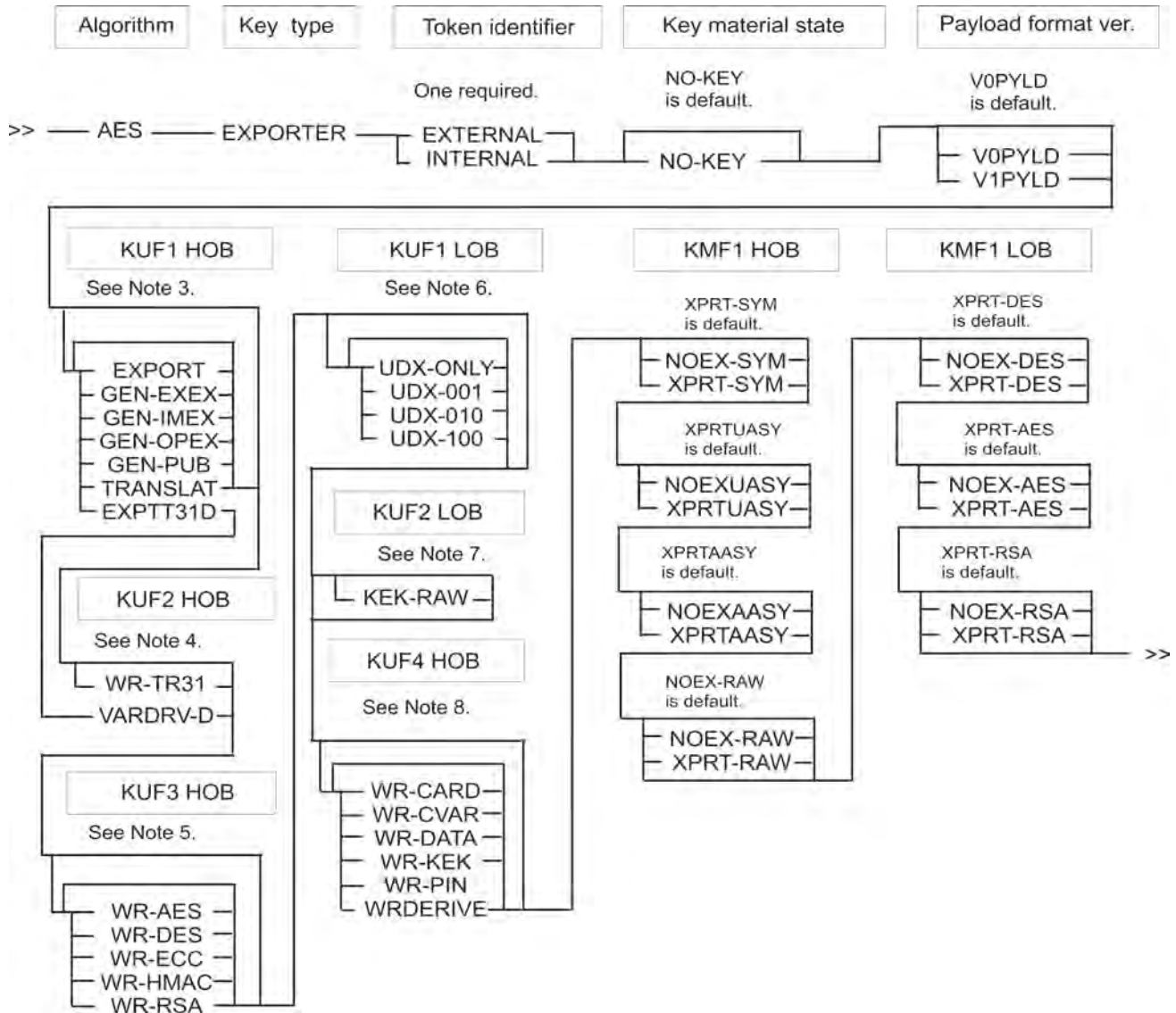


Figure 24. CSNBKTB2 and CSNBKTP2 keyword combinations for AES EXPORTER keys

Note:

1. **VOPYLD** is the default for compatibility reasons. **V1PYLD** is recommended because it provides improved security.
2. Each key-usage field (KUF) and key-management field (KMF) of a version X'05' variable-length symmetric key-token consists of a high-order byte (HOB) and a low-order byte (LOB).
3. Excluding **EXPTT31D**, all keywords in this group are defaults except unless one or more of these keywords are specified. **EXPTT31D** cannot be specified with any other keyword in this group.
4. **WR-TR31** is defined for future use and its meaning is currently undefined. **VARDRV-D** is Release 5.4 or later. No keywords in this group are defaults.
5. **WR-AES**, **WR-DES**, and **WR-HMAC** are defaults unless one or more keywords in this group are specified, or if KUF2 HOB keyword **VARDRV-D** is specified. If **VARDRV-D** is specified, only keywords **WR-AES**, **WR-DES**, and, beginning with Release 5.6, **WR-HMAC** are allowed, and one or both keywords must be specified.
6. Choose any number of keywords in this group. No keywords in this group are defaults.

7. KEK-RAW is defined for future use. To avoid this restriction in the future when the meaning is defined, specify this keyword. There is no default.
8. **WR-CARD**, **WR-DATA**, **WR-KEK**, **WR-PIN**, and **WRDERIVE** are defaults unless one or more keywords in this group are specified.
9. **NOEX-RAW** and **XPRT-RAW** are defined for future use and their meanings are currently undefined. To avoid this export restriction in the future when the meaning is defined, specify **XPRT-RAW**.

<i>Table 88. Key Token Build2 rule array keywords for AES EXPORTER keys</i>			
Token offset	Rule-array keyword	Offset value	Meaning
Key-token header section			
<i>Token identifier (one required).</i>			
000	EXTERNAL	X'02'	Build a key token that is not to be used locally.
	INTERNAL	X'01'	Build a key token that is to be used locally.
Wrapping-information section			
<i>Key status (one, optional)</i>			
008	NO-KEY	X'00'	Build a key token that does not contain a key value. This is the default.
<i>Payload format version (one, optional). Identifies format of the payload.</i>			
028	VOPYLD	X'00'	Build a key token with a version 0 payload format. This format has a variable length and the key length can be inferred from the size of the payload. This format is compatible with all releases. This is the default.
	V1PYLD	X'01'	Build the key token with a version 1 payload format. This format has a fixed length and the key length cannot be inferred by the size of the payload. An obscured key length is considered more secure.
Associated data section			
<i>Algorithm type (one required)</i>			
041	AES	X'02'	Key can be used for AES algorithm.
<i>Key type (one required)</i>			
042	EXPORTER	X'0003'	Key can be used to wrap an external key to be taken from this local node or to wrap an output key in the Key_Translate2 verb.
<i>KEK control (one or more, optional). Key-usage field 1, high-order byte. All keywords in the group are defaults unless one or more keywords in the group are specified.</i>			

<i>Table 88. Key Token Build2 rule array keywords for AES EXPORTER keys (continued)</i>			
Token offset	Rule-array keyword	Offset value	Meaning
045	EXPORT	B'1xxx xxxx'	Key can be used to wrap a key taken from this local node.
	EXPTT31D (Release 5.4 or later)	B'0000 0001'	Key can be used by Key Export to TR31 to export an AES-wrapped TR-31 key block version "D" (EXPTT31D) as defined in ISO 20038 or ASC X9 TR 31-2018.
	GEN-EXEX	B'xxxx 1xxx'	Key can be used to wrap the first or the second key that is generated by the CSNBKGN2 verb as part of an EXEX key pair.
	GEN-IMEX	B'xxx1 xxxx'	Key can be used to wrap the second key that is generated by the CSNBKGN2 verb as part of an IMEX key pair.
	GEN-OPEX	B'xx1x xxxx'	Key can be used to wrap the second key that is generated by the CSNBKGN2 verb as part of an OPEX key pair.
	GEN-PUB	B'xxxx x1xx'	Key can be used to wrap the private key (to be used at another node) generated by the CSNDPKG verb as part of an ECC public-private key pair.
	TRANSLAT	B'x1xx xxxx'	Key can be used to wrap an output key in the Key_Translate2 verb. Key_Translate2.
<i>User-defined extension (UDX) control (one or more, optional). Key-usage field 1, low-order byte. No keywords in the group are defaults.</i>			
046	UDX-ONLY	B'xxxx 1xxx'	Key can only be used in UDXs.
	UDX-100	B'xxxx x1uu'	Leftmost user-defined UDX bit is set on.
	UDX-010	B'xxxx xu1u'	Middle user-defined UDX bit is set on.
	UDX-001	B'xxxx xuu1'	Rightmost user-defined UDX bit is set on.
<i>TR-31 wrap control (one, optional). Key-usage field 2, high-order byte.</i>			
047	VARDRV-D	B'0000 0001'	Key can wrap an AES-based TR-31 key block version "D" (VARDRV-D) by using ECB mode. Only valid if value at offset 45 is B'0000 0001' (EXPTT31D).
	WR-TR31	B'1xxx xxxx'	Key can wrap a TR-31 key. Defined for future use. Currently ignored.
<i>Raw key wrap control (one, optional). Key-usage field 2, low-order byte.</i>			
048	KEK-RAW	B'xxxx xxx1'	Key can wrap a raw key. Defined for future use. Currently ignored.
<i>Algorithm wrap control (one or more, optional). Key-usage field 3, high-order byte. Keywords WR-AES, WR-DES, and WR-HMAC are defaults unless one or more keywords in the group are specified.</i>			
049	WR-AES	B'x1xx xxxx'	Key can wrap AES keys.
	WR-DES	B'1xxx xxxx'	Key can wrap DES keys.
	WR-ECC	B'xxxx 1xxx'	Key can wrap ECC keys.
	WR-HMAC	B'xx1x xxxx'	Key can wrap HMAC keys.
	WR-RSA	B'xxx1 xxxx'	Key can wrap RSA keys.
<i>Class wrap control (one or more, optional). Key-usage field 4, high-order byte. Keywords WR-CARD, WR-DATA, WR-KEK, WR-PIN, and WRDERIVE are defaults unless one or more keywords in the group are specified.</i>			

<i>Table 88. Key Token Build2 rule array keywords for AES EXPORTER keys (continued)</i>			
Token offset	Rule-array keyword	Offset value	Meaning
051	WR-CARD	B'xxxx 1xxx'	Key can wrap card class keys.
	WR-CVAR	B'xxxx x1xx'	Key can wrap cryptovvariable class keys.
	WR-DATA	B'1xxx xxxx'	Key can wrap data class keys.
	WR-KEK	B'x1xx xxxx'	Key can wrap KEK class keys.
	WR-PIN	B'xx1x xxxx'	Key can wrap PIN class keys.
	WRDERIVE	B'xxx1 xxxx'	Key can wrap derivation class keys.
<i>Symmetric-key export control (one, optional). Key-management field 1, high-order byte.</i>			
054	NOEX-SYM	B'0xxx xxxx'	Prohibit export using symmetric key.
	XPRT-SYM	B'1xxx xxxx'	Allow export using symmetric key. This is the default.
<i>Unauthenticated asymmetric-key export control (one, optional). Key-management field 1, high-order byte.</i>			
054	NOEXUASY	B'x0xx xxxx'	Prohibit export using an unauthenticated asymmetric key (not a trusted block).
	XPRTUASY	B'x1xx xxxx'	Allow export using an unauthenticated asymmetric key (not a trusted block). This is the default.
<i>Authenticated asymmetric-key export control (one, optional). Key-management field 1, high-order byte.</i>			
054	NOEXAASY	B'xx0x xxxx'	Prohibit export using an authenticated asymmetric key (trusted block).
	XPRTAASY	B'xx1x xxxx'	Allow export using an authenticated asymmetric key (trusted block). This is the default.
<i>RAW-key export control (one, optional). Key-management field 1, high-order byte.</i>			
054	NOEX-RAW	B'xxx0 xxxx'	Prohibit export using raw key. Defined for future use. Currently ignored. This is the default.
	XPRT-RAW	B'xxx1 xxxx'	Allow export using raw key. Defined for future use. Currently ignored.
<i>DES-key export control (one, optional). Key-management field 1, low-order byte.</i>			
055	NOEX-DES	B'1xxx xxxx'	Prohibit export using a DES key.
	XPRT-DES	B'0xxx xxxx'	Allow export using a DES key. This is the default.
<i>AES-key export control (one, optional). Key-management field 1, low-order byte.</i>			
055	NOEX-AES	B'x1xx xxxx'	Prohibit export using an AES key.
	XPRT-AES	B'x0xx xxxx'	Allow export using an AES key.
<i>RSA-key export control (one, optional). Key-management field 1, low-order byte.</i>			
055	NOEX-RSA	B'xxxx 1xxx'	Prohibit export using an RSA key.
	XPRT-RSA	B'xxxx 0xxx'	Allow export using an RSA key. This is the default.

Figure 25 on page 320 shows all the valid keyword combinations and their defaults for AES key type IMPORTER. For a description of these keywords, refer to Table 89 on page 321.

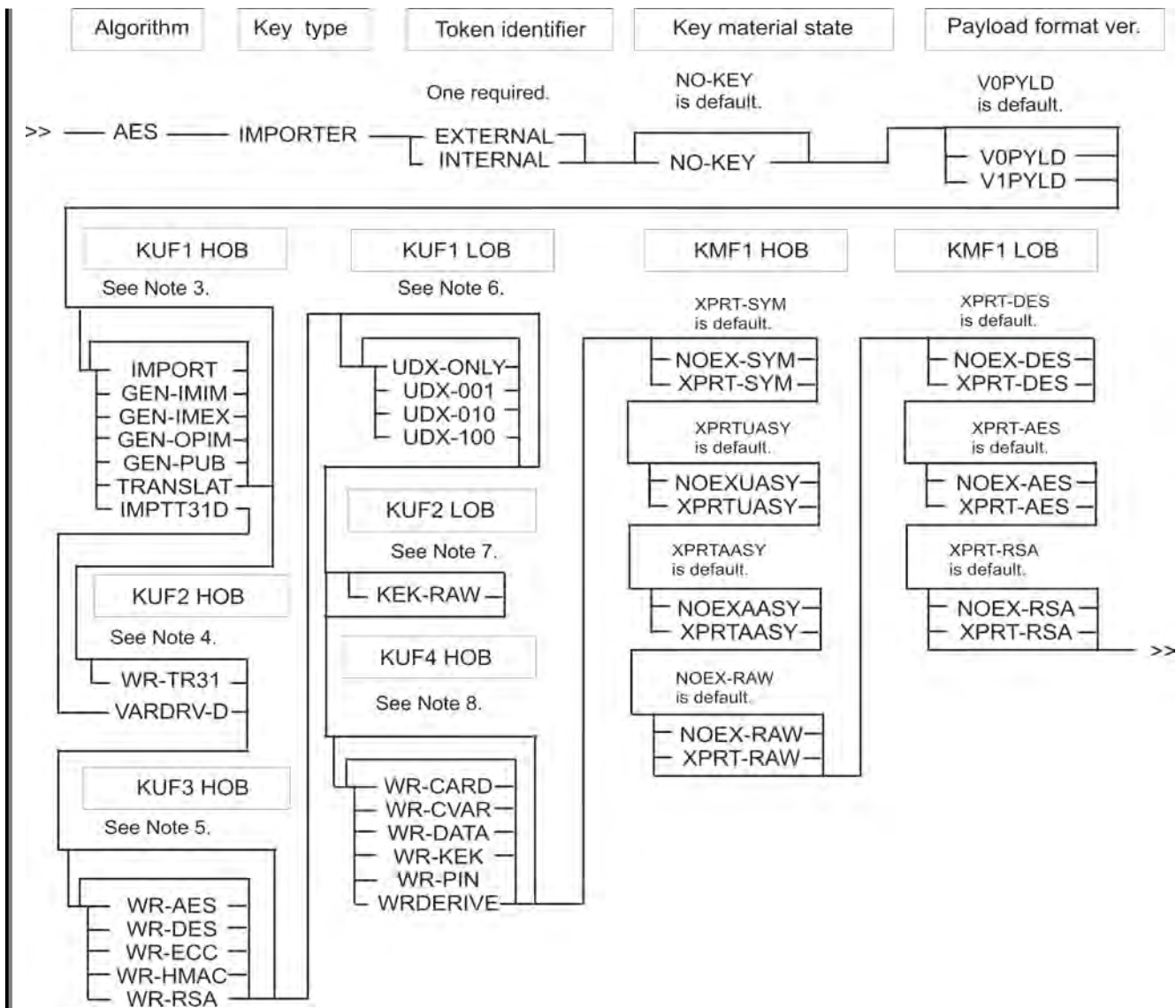


Figure 25. CSNBKTB2 and CSNBKTP2 keyword combinations for AES IMPORTER keys

Note:

1. **V0PYLD** is the default for compatibility reasons. **V1PYLD** is recommended because it provides improved security.
2. Each key-usage field (KUF) and key-management field (KMF) of a version X'05' variable-length symmetric key-token consists of two bytes: a high-order byte (HOB) and a low-order byte (LOB).
3. All keywords in this group are defaults except for **IMPTT31D** unless one or more of these keywords are specified. **IMPTT31D** cannot be specified with any other keyword in this group.
4. **WR-TR31** is defined for future use and its meaning is currently undefined. To avoid this restriction in the future when the meaning is defined, specify this keyword. **VARDRV-D** is Release 5.4 or later. No keywords in this group are defaults.
5. **WR-AES**, **WR-DES**, and **WR-HMAC** are defaults unless one or more keywords in this group are specified, or if KUF2 HOB keyword **VARDRV-D** is specified. If **VARDRV-D** is specified, only keywords **WR-AES**, **WR-DES** and, beginning with Release 5.6, **WR-HMAC** are allowed, and one or both keywords must be specified.
6. Choose any number of keywords in this group. No keywords in this group are defaults.
7. **KEK-RAW** is defined for future use. To avoid this restriction in the future when the meaning is defined, specify this keyword. There is no default.

8. **WR-CARD**, **WR-DATA**, **WR-KEK**, **WR-PIN**, and **WRDERIVE** are defaults unless one or more keywords in this group are specified.
9. **NOEX-RAW** and **XPRT-RAW** are defined for future use and their meanings are currently undefined. To avoid this export restriction in the future when the meaning is defined, specify **XPRT-RAW**.

<i>Table 89. Key Token Build2 rule array keywords for AES IMPORTER keys</i>			
Token offset	Rule-array keyword	Offset value	Meaning
Key-token header section			
<i>Token identifier (one required)</i>			
000	EXTERNAL	X'02'	Build a key token that is not to be used locally.
	INTERNAL	X'01'	Build a key token that is to be used locally.
Wrapping-information section			
<i>Key status (one, optional)</i>			
008	NO-KEY	X'00'	Build a key token that does not contain a key value. This is the default.
<i>Payload format version (one, optional). Identifies format of the payload.</i>			
028	V0PYLD	X'00'	Build a key token with a version 0 payload format. This format has a variable length and the key length can be inferred from the size of the payload. This format is compatible with all releases. This is the default.
	V1PYLD	X'01'	Build the key token with a version 1 payload format. This format has a fixed length and the key length cannot be inferred by the size of the payload. An obscured key length is considered more secure.
Associated data section			
<i>Algorithm type (one required)</i>			
041	AES	X'02'	Key can be used for AES algorithm.
<i>Key type (one required)</i>			
042	IMPORTER	X'0004'	Key can be used to unwrap an external key brought to this local node, wrap a generated key to be brought to this local node, or unwrap an input key in the Key_Translate2 verb.
<i>KEK control (one or more, optional). Key-usage field 1, high-order byte. All keywords in the group are defaults unless one or more keywords in the group are specified.</i>			

<i>Table 89. Key Token Build2 rule array keywords for AES IMPORTER keys (continued)</i>			
Token offset	Rule-array keyword	Offset value	Meaning
045	GEN-IMEX	B'xxx1 xxxx'	Key can be used to wrap the first key that is generated by the CSNBKGN2 verb as part of an IMEX key pair.
	GEN-IMIM	B'xxxx 1xxx'	Key can be used to wrap the first or second key that is generated by the CSNBKGN2 verb as part of an IMIM key pair.
	GEN-OPIM	B'xx1x xxxx'	Key can be used to wrap the second key that is generated by the CSNBKGN2 verb as part of an OPIM key pair.
	GEN-PUB	B'xxxx x1xx'	Key can be used to wrap the private key (to be used at the local node) generated by the CSNDPKG verb as part of an ECC public-private key pair.
	IMPORT	B'1xxx xxxx'	Key can be used to unwrap a key brought to this local node by Symmetric Key Import.
	IMPTT31D (Release 5.4 or later)	B'0000 0001'	Key can be used by verb TR31 Key Import for importing an AES-wrapped TR-31 key block version "D" to an AES KDKGENKY (usage KDKYPEA or KDKYPEB) or DES DKYGENKY (usage DKYLO and DMPIN) to an AES-wrapped TR-31 key block version "D" (IMPTT31D).
	TRANSLAT	B'x1xx xxxx'	Key can be used to unwrap an input key in the Key Translate2 verb.
<i>User-defined extension (UDX) control (one or more, optional). Key-usage field 1, low-order byte. No keywords in the group are defaults.</i>			
046	UDX-ONLY	B'xxxx 1xxx'	Key can only be used in UDXs.
	UDX-100	B'xxxx x1uu'	Leftmost user-defined UDX bit is set on.
	UDX-010	B'xxxx xu1u'	Middle user-defined UDX bit is set on.
	UDX-001	B'xxxx xuu1'	Rightmost user-defined UDX bit is set on.
<i>TR-31 wrap control (one, optional). Key-usage field 2, high-order byte.</i>			
047	VARDRV-D	B'0000 0001'	Key can unwrap an AES-based TR-31 key block version "D" (VARDRV-D) by using ECB mode. Only valid if value at offset 45 is B'0000 0001' (IMPTT31D).
	WR-TR31	B'1xxx xxxx'	Key can unwrap a TR-31 key. Defined for future use. Currently ignored.
047	WR-TR31	B'1xxx xxxx'	Key can unwrap a TR-31 key. Defined for future use. Currently ignored.
<i>Raw key wrap control (one, optional). Key-usage field 2, low-order byte.</i>			
048	KEK-RAW	B'xxxx xxx1'	Key can unwrap a raw key. Defined for future use. Currently ignored.
<i>Algorithm wrap control (one or more, optional). Key-usage field 3, high-order byte. Keywords WR-AES, WR-DES, and WR-HMAC are defaults unless one or more keywords in the group are specified.</i>			

<i>Table 89. Key Token Build2 rule array keywords for AES IMPORTER keys (continued)</i>			
Token offset	Rule-array keyword	Offset value	Meaning
000	WR-AES	B'x1xx xxxx'	Key can unwrap AES keys.
	WR-DES	B'1xxx xxxx'	Key can unwrap DES keys.
	WR-ECC	B'xxxx 1xxx'	Key can unwrap ECC keys.
	WR-HMAC	B'xx1x xxxx'	Key can unwrap HMAC keys.
	WR-RSA	B'xxx1 xxxx'	Key can unwrap RSA keys.
<i>Class wrap control (one or more, optional). Key-usage field 4, high-order byte. Keywords WR-CARD, WR-DATA, WR-KEK, WR-PIN, and WRDERIVE are defaults unless one or more keywords in the group are specified.</i>			
051	WR-CARD	B'xxxx 1xxx'	Key can unwrap card class keys.
	WR-CVAR	B'xxxx x1xx'	Key can unwrap cryptovisible class keys.
	WR-DATA	B'1xxx xxxx'	Key can unwrap data class keys.
	WR-KEK	B'x1xx xxxx'	Key can unwrap KEK class keys.
	WR-PIN	B'xx1x xxxx'	Key can unwrap PIN class keys.
	WRDERIVE	B'xxx1 xxxx'	Key can wrap derivation class keys.
<i>Symmetric-key export control (one, optional). Key-management field 1, high-order byte.</i>			
054	NOEX-SYM	B'0xxx xxxx'	Prohibit export using symmetric key.
	XPRT-SYM	B'1xxx xxxx'	Allow export using symmetric key. This is the default.
<i>Unauthenticated asymmetric-key export control (one, optional). Key-management field 1, high-order byte.</i>			
054	NOEXUASY	B'x0xx xxxx'	Prohibit export using an unauthenticated asymmetric key (not a trusted block).
	XPRTUASY	B'x1xx xxxx'	Allow export using an unauthenticated asymmetric key (not a trusted block). This is the default.
<i>Authenticated asymmetric-key export control (one, optional). Key-management field 1, high-order byte.</i>			
054	NOEXAASY	B'xx0x xxxx'	Prohibit export using an authenticated asymmetric key (trusted block).
	XPRTAASY	B'xx1x xxxx'	Allow export using an authenticated asymmetric key (trusted block). This is the default.
<i>RAW-key export control (one, optional). Key-management field 1, high-order byte.</i>			
054	NOEX-RAW	B'xxx0 xxxx'	Prohibit export using raw key. Defined for future use. Currently ignored. This is the default.
	XPRT-RAW	B'xxx1 xxxx'	Allow export using raw key. Defined for future use. Currently ignored.
<i>DES-key export control (one, optional). Key-management field 1, low-order byte.</i>			
055	NOEX-DES	B'1xxx xxxx'	Prohibit export using a DES key.
	XPRT-DES	B'0xxx xxxx'	Allow export using a DES key. This is the default.
<i>AES-key export control (one, optional). Key-management field 1, low-order byte.</i>			

Table 89. Key Token Build2 rule array keywords for AES IMPORTER keys (continued)			
Token offset	Rule-array keyword	Offset value	Meaning
055	NOEX-AES	B'x1xx xxxx'	Prohibit export using an AES key.
	XPRT-AES	B'x0xx xxxx'	Allow export using an AES key.
RSA-key export control (one, optional). Key-management field 1, low-order byte.			
055	NOEX-RSA	B'xxxx 1xxx'	Prohibit export using an RSA key.
	XPRT-RSA	B'xxxx 0xxx'	Allow export using an RSA key. This is the default.

Figure 26 on page 324 shows all the valid keyword combinations and their defaults for AES key type MAC. For a description of these keywords, refer to Table 90 on page 325.

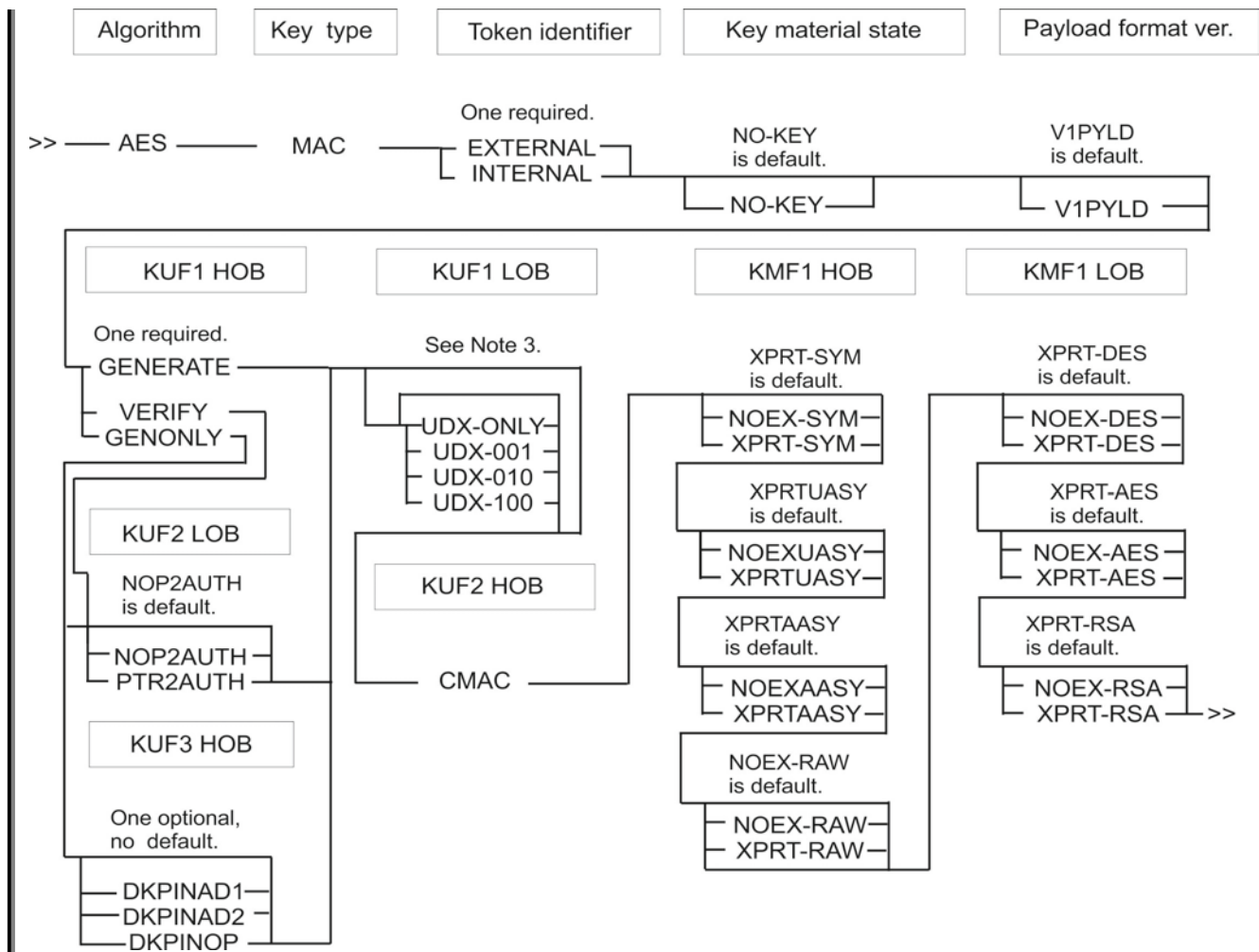


Figure 26. Key Token Build2 keyword combinations for AES MAC keys

Note:

1. Each key-usage field (KUF) and key-management field (KMF) of a version X'05' variable-length symmetric key-token consists of two bytes: a high-order byte (HOB) and a low-order byte (LOB).
2. NOEX-RAW and XPRT-RAW are defined for future use and their meanings are currently undefined. To avoid this export restriction in the future when the meaning is defined, specify XPRT-RAW.
3. Choose any number of keywords in this group. No keywords in this group are defaults.

Table 90. CSNBKT2 and CSNBKTP2 rule array keywords for AES MAC keys

Token offset	Rule-array keyword	Offset value	Meaning
Key-token header section			
<i>Token identifier</i> (one required).			
000	EXTERNAL	X'02'	Build a key token that is not to be used locally.
	INTERNAL	X'01'	Build a key token that is to be used locally.
Wrapping-information section			
<i>Key status</i> (one, optional).			
008	NO-KEY	X'00'	Build a key token that does not contain a key value. This is the default.
<i>Payload format version</i> (one, optional). Identifies format of the payload.			
028	V1PYLD	X'01'	Build the key token with a version 1 payload format. This format has a fixed length and the key length cannot be inferred by the size of the payload. An obscured key length is considered more secure. This is the default.
Associated data section			
<i>Algorithm type</i> (one required).			
041	AES	X'02'	Key can be used for AES algorithm.
<i>Key type</i> (one required)			
042	MAC	X'0002'	Key can be used for generation and verification of message authentication codes.
<i>MAC operation</i> (one required). Key-usage field 1, high-order byte.			
045	GENERATE	B'11xx xxxx'	Key can be used for generate; key can be used for verify. Not valid with keywords DKPINOP , DKPINAD1 , and DKPINAD2 . MAC_Generate2 and MAC_Verify2.
	GENONLY	B'10xx xxxx'	Key can be used for generate; key cannot be used for verify.
	VERIFY	B'01xx xxxx'	Key cannot be used for generate; key can be used for verify. MAC_Verify2.
<i>User-defined extension (UDX) control</i> (one or more, optional). Key-usage field 1, low-order byte. No keywords in the group are defaults.			
046	UDX-ONLY	B'xxxx 1xxx'	Key can only be used in UDXs.
	UDX-100	B'xxxx x1uu'	Leftmost user-defined UDX bit is set on.
	UDX-010	B'xxxx xu1u'	Middle user-defined UDX bit is set on.
	UDX-001	B'xxxx xuu1'	Rightmost user-defined UDX bit is set on.
<i>MAC mode</i> (one required). Key-usage field 2, high-order byte.			
047	CMAC	X'01'	Key can be used for block cipher-based MAC algorithm, called CMAC (NIST SP 800-38B).

Table 90. CSNBKT2 and CSNBKTP2 rule array keywords for AES MAC keys (continued)

Token offset	Rule-array keyword	Offset value	Meaning
048	NOP2AUTH	B'0xxx xxxx'	Key cannot be used by Encrypted PIN Translate2 to verify authentication data using NIST SP 800-38B CMAC for ISO-4 to ISO-4 PAN change if the PTR2 PAN Change Authentication Requires PTR2AUTH Usage command (offset X'0395') is enabled in the active role. Only valid with key usage VERIFY. This is the default.
	PTR2AUTH	B'1xxx xxxx'	Key can be used by CSNBPTR2 to verify authentication data using NIST SP 800-38B CMAC for ISO-4 to ISO-4 PAN change. Only valid with key usage VERIFY.
<i>Common control</i> (one, optional). Key-usage field 3, high-order byte. Use of a common control keyword causes key-usage field 3, low-order byte (field format identifier at token offset 050) to be set to X'01' (DK enabled).			
049	DKPINOP	X'01'	PIN_OP
	DKPINAD1	X'03'	PIN_AD1
	DKPINAD2	X'04'	PIN_AD2
<i>Symmetric-key export control</i> (one, optional). Key-management field 1, high-order byte.			
052 if DK enabled, else 050	NOEX-SYM	B'0xxx xxxx'	Prohibit export using symmetric key.
	XPRT-SYM	B'1xxx xxxx'	Allow export using symmetric key. This is the default.
<i>Unauthenticated asymmetric-key export control</i> (one, optional). Key-management field 1, high-order byte.			
052 if DK enabled, else 050	NOEXUASY	B'x0xx xxxx'	Prohibit export using an unauthenticated asymmetric key (not a trusted block).
	XPRTUASY	B'x1xx xxxx'	Allow export using an unauthenticated asymmetric key (not a trusted block). This is the default.
<i>Authenticated asymmetric-key export control</i> (one, optional). Key-management field 1, high-order byte.			
052 if DK enabled, else 050	NOEXAASY	B'xx0x xxxx'	Prohibit export using an authenticated asymmetric key (trusted block).
	XPRTAASY	B'xx1x xxxx'	Allow export using an authenticated asymmetric key (trusted block). This is the default.
<i>RAW-key export control</i> (one, optional). Key-management field 1, high-order byte.			
052 if DK enabled, else 050	NOEX-RAW	B'xxx0 xxxx'	Prohibit export using raw key. Defined for future use. Currently ignored. This is the default.
	XPRT-RAW	B'xxx1 xxxx'	Allow export using raw key. Defined for future use. Currently ignored.
<i>DES-key export control</i> (one, optional). Key-management field 1, low-order byte.			
053 if DK enabled, else 051	NOEX-DES	B'1xxx xxxx'	Prohibit export using a DES key.
	XPRT-DES	B'0xxx xxxx'	Allow export using a DES key. This is the default.
<i>AES-key export control</i> (one, optional). Key-management field 1, low-order byte.			

Table 90. CSNBKT2 and CSNBKTP2 rule array keywords for AES MAC keys (continued)			
Token offset	Rule-array keyword	Offset value	Meaning
053 if DK enabled, else 051	NOEX-AES	B'x1xx xxxx'	Prohibit export using an AES key.
	XPRT-AES	B'x0xx xxxx'	Allow export using an AES key.
RSA-key export control (one, optional). Key-management field 1, low-order byte.			
053 if DK enabled, else 051	NOEX-RSA	B'xxxx 1xxx'	Prohibit export using an RSA key.
	XPRT-RSA	B'xxxx 0xxx'	Allow export using an RSA key. This is the default.

Figure 27 on page 327 shows all the valid keyword combinations and their defaults for HMAC key type MAC. For a description of these keywords, refer to Table 91 on page 328.

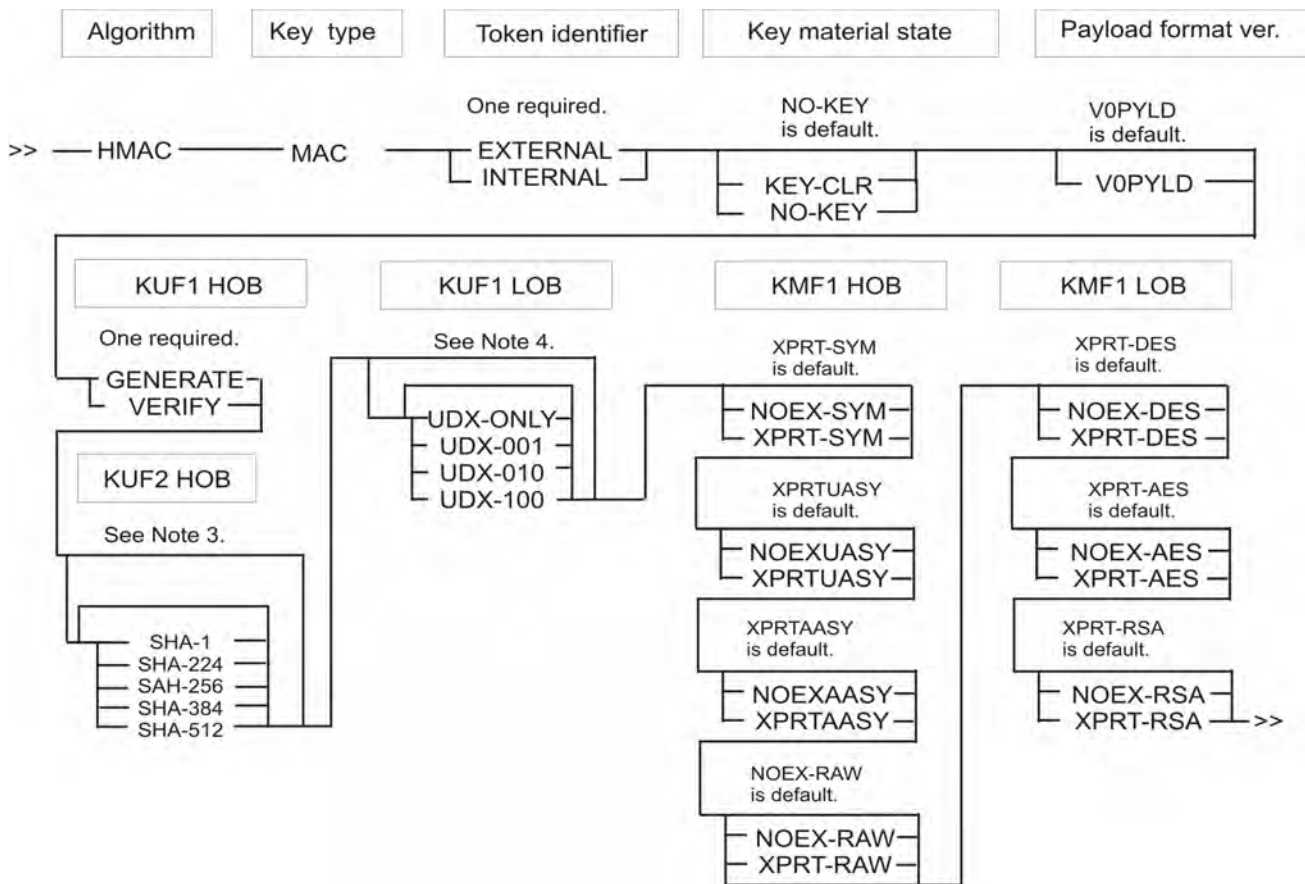


Figure 27. CSNBKT2 and CSNBKTP2 keyword combinations for HMAC MAC keys

Note:

1. Each key-usage field (KUF) and key-management field (KMF) of a version X'05' variable-length symmetric key-token consists of two bytes: a high-order byte (HOB) and a low-order byte (LOB).
2. NOEX-RAW and XPRT-RAW are defined for future use and their meanings are currently undefined. To avoid this export restriction in the future when the meaning is defined, specify XPRT-RAW.
3. All keywords in this group are defaults unless one or more keywords in this group are specified.
4. Choose any number of keywords in this group. No keywords in this group are defaults.

<i>Table 91. Key Token Build2 rule array keywords for HMAC MAC keys</i>			
Token offset	Rule-array keyword	Offset value	Meaning
Key-token header section			
<i>Token identifier (one required).</i>			
000	EXTERNAL	X'02'	Build a key token that is not to be used locally.
	INTERNAL	X'01'	Build a key token that is to be used locally.
Wrapping-information section			
<i>Key status (one, optional)</i>			
008	KEY-CLR	X'01'	Build a key token that contains a clear key.
	NO-KEY	X'00'	Build a key token that does not contain a key value. This is the default.
<i>Payload format version (one, optional). Identifies format of the payload.</i>			
028	VOPYLD	X'00'	Build a key token with a version 0 payload format. This format has a variable length and the key length can be inferred from the size of the payload. This is the default. This format is compatible with all releases.
Associated data section			
<i>Algorithm type (one required).</i>			
041	HMAC	X'03'	Key can be used for HMAC algorithm.
<i>Key type (one required)</i>			
042	MAC	X'0002'	Key can be used for generation or verification of message authentication codes.
<i>MAC operation (one required). Key-usage field 1, high-order byte.</i>			
045	GENERATE	B'11xx xxxx'	Key can be used for generate; key can be used for verify. HMAC_Generate and HMAC_Verify.
	VERIFY	B'01xx xxxx'	Key cannot be used for generate; key can be used for verify. HMAC_Verify.
<i>User-defined extension (UDX) control (one or more, optional). Key-usage field 1, low-order byte. No keywords in the group are defaults.</i>			
046	UDX-ONLY	B'xxxx 1xxx'	Key can only be used in UDXs.
	UDX-100	B'xxxx x1uu'	Leftmost user-defined UDX bit is set on.
	UDX-010	B'xxxx xu1u'	Middle user-defined UDX bit is set on.
	UDX-001	B'xxxx xuu1'	Rightmost user-defined UDX bit is set on.
<i>Hash method (one, optional). Key-usage field 2, high-order byte. All keywords in the group are defaults unless one or more keywords in the group are specified.</i>			

<i>Table 91. Key Token Build2 rule array keywords for HMAC MAC keys (continued)</i>			
Token offset	Rule-array keyword	Offset value	Meaning
047	SHA-1	B'1xxx xxxx'	SHA-1 hash method is allowed for the key.
	SHA-224	B'x1xx xxxx'	SHA-224 hash method is allowed for the key.
	SHA-256	B'xx1x xxxx'	SHA-256 hash method is allowed for the key.
	SHA-384	B'xxx1 xxxx'	SHA-384 hash method is allowed for the key.
	SHA-512	B'xxxx 1xxx'	SHA-512 hash method is allowed for the key.
<i>Symmetric-key export control (one, optional). Key-management field 1, high-order byte.</i>			
050	NOEX-SYM	B'0xxx xxxx'	Prohibit export using symmetric key.
	XPRT-SYM	B'1xxx xxxx'	Allow export using symmetric key. This is the default.
<i>Unauthenticated asymmetric-key export control (one, optional). Key-management field 1, high-order byte.</i>			
050	NOEXUASY	B'x0xx xxxx'	Prohibit export using an unauthenticated asymmetric key (not a trusted block).
	XPRTUASY	B'x1xx xxxx'	Allow export using an unauthenticated asymmetric key (not a trusted block). This is the default.
<i>Authenticated asymmetric-key export control (one, optional). Key-management field 1, high-order byte.</i>			
050	NOEXAASY	B'xx0x xxxx'	Prohibit export using an authenticated asymmetric key (trusted block).
	XPRTAASY	B'xx1x xxxx'	Allow export using an authenticated asymmetric key (trusted block). This is the default.
<i>RAW-key export control (one, optional). Key-management field 1, high-order byte.</i>			
050	NOEX-RAW	B'xxx0 xxxx'	Prohibit export using raw key. Defined for future use. Currently ignored. This is the default.
	XPRT-RAW	B'xxx1 xxxx'	Allow export using raw key. Defined for future use. Currently ignored.
<i>DES-key export control (one, optional). Key-management field 1, low-order byte.</i>			
051	NOEX-DES	B'1xxx xxxx'	Prohibit export using a DES key.
	XPRT-DES	B'0xxx xxxx'	Allow export using a DES key. This is the default.
<i>AES-key export control (one, optional). Key-management field 1, low-order byte.</i>			
051	NOEX-AES	B'x1xx xxxx'	Prohibit export using an AES key.
	XPRT-AES	B'x0xx xxxx'	Allow export using an AES key.
<i>RSA-key export control (one, optional). Key-management field 1, low-order byte.</i>			
051	NOEX-RSA	B'xxxx 1xxx'	Prohibit export using an RSA key.
	XPRT-RSA	B'xxxx 0xxx'	Allow export using an RSA key. This is the default.

Figure 28 on page 330 shows all the valid keyword combinations and their defaults for AES key type PINCALC. For a description of these keywords, refer to [Table 92 on page 330](#).

Key Token Build2 (CSNBKTB2)

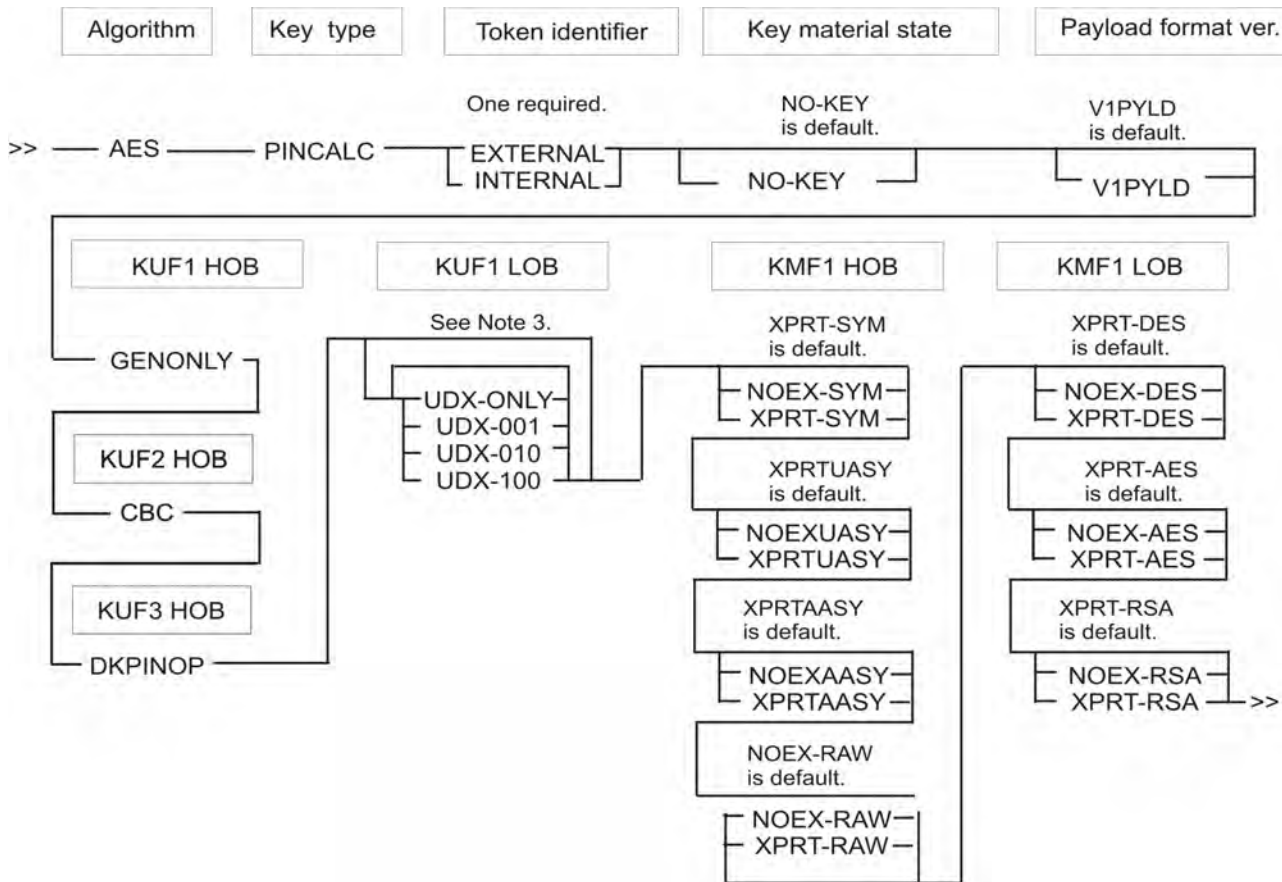


Figure 28. CSNBKTB2 and CSNBKTP2 keyword combinations for AES PINCALC keys

Note:

1. Each key-usage field (KUF) and key-management field (KMF) of a version X'05' variable-length symmetric key-token consists of two bytes: a high-order byte (HOB) and a low-order byte (LOB).
2. NOEX-RAW and XPRT-RAW are defined for future use and their meanings are currently undefined. To avoid this export restriction in the future when the meaning is defined, specify XPRT-RAW.
3. Choose any number of keywords in this group. No keywords in the group are defaults.

Table 92. Key Token Build2 rule array keywords for AES PINCALC keys			
Token offset	Rule-array keyword	Offset value	Meaning
Key-token header section			
<i>Token identifier (one required)</i>			
000	EXTERNAL	X'02'	Build a key token that is not to be used locally.
	INTERNAL	X'01'	Build a key token that is to be used locally.
Wrapping-information section			
<i>Key status (one, optional)</i>			
008	NO-KEY	X'00'	Build a key token that does not contain a key value. This is the default.
<i>Payload format version (one, optional). Identifies format of the payload.</i>			

<i>Table 92. Key Token Build2 rule array keywords for AES PINCALC keys (continued)</i>			
Token offset	Rule-array keyword	Offset value	Meaning
028	V1PYLD	X'01'	Build the key token with a version 1 payload format. This format has a fixed length and the key length cannot be inferred by the size of the payload. An obscured key length is considered more secure. This is the default.
Associated data section			
<i>Algorithm type (one required).</i>			
041	AES	X'02'	Key can be used for AES algorithm.
<i>Key type (one required)</i>			
042	PINCALC	X'0006'	Key can be used for generation and verification of message authentication codes.
<i>MAC operation (one required). Key-usage field 1, high-order byte.</i>			
045	GENONLY	B'1xxx xxxx'	Key can only be used for generate.
<i>User-defined extension (UDX) control (one or more, optional). Key-usage field 1, low-order byte. No keywords in the group are defaults.</i>			
046	UDX-ONLY	B'xxxx 1xxx'	Key can only be used in UDXs.
	UDX-100	B'xxxx x1uu'	Leftmost user-defined UDX bit is set on.
	UDX-010	B'xxxx xu1u'	Middle user-defined UDX bit is set on.
	UDX-001	B'xxxx xuu1'	Rightmost user-defined UDX bit is set on.
<i>Encryption mode (one required). Key-usage field 2, high-order byte.</i>			
047	CBC	X'00'	Key can be used for Cipher Block Chaining.
<i>Common control (one required). Key-usage field 3, high-order byte. Use of a common control keyword causes key-usage field 3, low-order byte (field format identifier at token offset 050) to be set to X'01' (DK enabled).</i>			
049	DKPINOP	X'01'	PIN_OP
<i>Symmetric-key export control (one, optional). Key-management field 1, high-order byte.</i>			
052	NOEX-SYM	B'0xxx xxxx'	Prohibit export using symmetric key.
	XPRT-SYM	B'1xxx xxxx'	Allow export using symmetric key. This is the default.
<i>Unauthenticated asymmetric-key export control (one, optional). Key-management field 1, high-order byte.</i>			
052	NOEXUASY	B'x0xx xxxx'	Prohibit export using an unauthenticated asymmetric key (not a trusted block).
	XPRTUASY	B'x1xx xxxx'	Allow export using an unauthenticated asymmetric key (not a trusted block). This is the default.
<i>Authenticated asymmetric-key export control (one, optional). Key-management field 1, high-order byte.</i>			
052	NOEXAASY	B'xx0x xxxx'	Prohibit export using an authenticated asymmetric key (trusted block).
	XPRTAASY	B'xx1x xxxx'	Allow export using an authenticated asymmetric key (trusted block). This is the default.
<i>RAW-key export control (one, optional). Key-management field 1, high-order byte.</i>			

Table 92. Key Token Build2 rule array keywords for AES PINCALC keys (continued)			
Token offset	Rule-array keyword	Offset value	Meaning
052	NOEX-RAW	B'xxx0 xxxx'	Prohibit export using raw key. Defined for future use. Currently ignored. This is the default.
	XPRT-RAW	B'xxx1 xxxx'	Allow export using raw key. Defined for future use. Currently ignored.
<i>DES-key export control (one, optional). Key-management field 1, low-order byte.</i>			
053	NOEX-DES	B'1xxx xxxx'	Prohibit export using a DES key.
	XPRT-DES	B'0xxx xxxx'	Allow export using a DES key. This is the default.
<i>AES-key export control (one, optional). Key-management field 1, low-order byte.</i>			
053	NOEX-AES	B'x1xx xxxx'	Prohibit export using an AES key.
	XPRT-AES	B'x0xx xxxx'	Allow export using an AES key.
<i>RSA-key export control (one, optional). Key-management field 1, low-order byte.</i>			
053	NOEX-RSA	B'xxxx 1xxx'	Prohibit export using an RSA key.
	XPRT-RSA	B'xxxx 0xxx'	Allow export using an RSA key. This is the default.

Figure 29 on page 332 shows all the valid keyword combinations and their defaults for AES key type PINPROT. For a description of these keywords, refer to Table 94 on page 333.

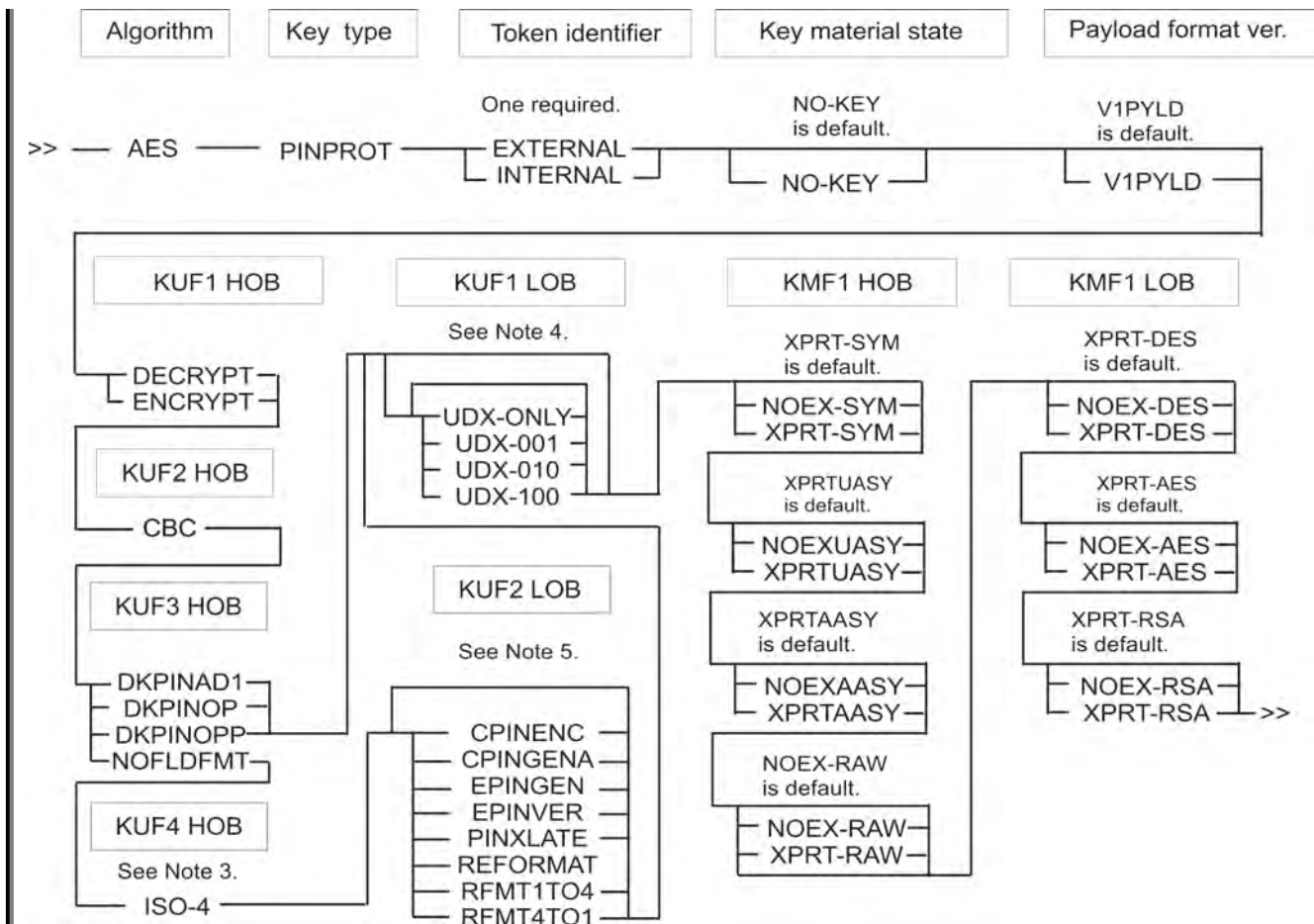


Figure 29. CSNBKT2 and CSNBKTP2 keyword combinations for AES PINPROT keys

Note:

1. Each key-usage field (KUF) and key-management field (KMF) of a version X'05' variable-length symmetric key-token consists of two bytes: a high-order byte (HOB) and a low-order byte (LOB).
2. NOEX-RAW and XPRT-RAW are defined for future use and their meanings are currently undefined. To avoid this export restriction in the future when the meaning is defined, specify XPRT-RAW.
3. If and only if KUF3 HOB keyword **NOFLDFMT** (Release 5.4 or later) is specified, one keyword must be selected from this group. If keyword **NOFLDFMT** is not specified, KUF4 is not created.
4. Choose any number of keywords in this group. No keywords in the group are defaults.
5. If and only if KUF3 HOB keyword **NOFLDFMT** is specified, at least one keyword must be selected from this group. No keywords in this group are defaults. Keyword **RFMT4TO1** is not supported in releases before Release 5.5.12.

When **NOFLDFMT** is specified, valid KUF2 LOB keyword combinations depend on which KUF1 HOB keyword is specified (that is, **DECRYPT** or **ENCRYPT**), as shown in [Table 93 on page 333](#):

KUF1 HOB keyword	KUF2 LOB keyword count	Valid KUF2 LOB keywords	Invalid KUF2 LOB keywords
DECRYPT	1 – 4 in releases before Release 5.5.12, else 1 – 5	CPINGENA, EPINVER, PINXLATE, REFORMAT, RFMT4TO1 (Release 5.5.12 or later)	CPINENC, EPINGEN, RFMT1TO4
ENCRYPT	1 – 5	CPINENC, EPINGEN, PINXLATE, REFORMAT, RFMT1TO4	CPINGENA, EPINVER, RFMT4TO1

Token offset	Rule-array keyword	Offset value	Meaning
Key-token header section			
<i>Token identifier (one required)</i>			
000	EXTERNAL	X'02'	Build a key token that is not to be used locally.
	INTERNAL	X'01'	Build a key token that is to be used locally.
Wrapping-information section			
<i>Key status (one, optional)</i>			
008	NO-KEY	X'00'	Build a key token that does not contain a key value. This is the default.
<i>Payload format version (one, optional). Identifies format of the payload.</i>			
028	V1PYLD	X'01'	Build the key token with a version 1 payload format. This format has a fixed length and the key length cannot be inferred by the size of the payload. An obscured key length is considered more secure. This is the default.

<i>Table 94. Key Token Build2 rule array keywords for AES PINPROT keys (continued)</i>			
Token offset	Rule-array keyword	Offset value	Meaning
Associated data section			
<i>Algorithm type (one required)</i>			
041	AES	X'02'	Key can be used for AES algorithm.
<i>Key type (one required).</i>			
042	PINPROT	X'0005'	Key can be used for encrypting PIN blocks.
<i>Encryption operation (one required). Key-usage field 1, high-order byte.</i>			
045	DECRYPT	B'01xx xxxx'	Key cannot be used for encryption; key can be used for decryption.
	ENCRYPT	B'10xx xxxx'	Key can be used for encryption; key cannot be used for decryption.
<i>User-defined extension (UDX) control (one or more, optional). Key-usage field 1, low-order byte. No keywords in the group are defaults.</i>			
046	UDX-ONLY	B'xxxx 1xxx'	Key can only be used in UDXs.
	UDX-100	B'xxxx x1uu'	Leftmost user-defined UDX bit is set on.
	UDX-010	B'xxxx xu1u'	Middle user-defined UDX bit is set on.
	UDX-001	B'xxxx xuu1'	Rightmost user-defined UDX bit is set on.
<i>Encryption mode (one required). Key-usage field 2, high-order byte.</i>			
047	CBC	X'00'	Key can be used for Cipher Block Chaining.
<i>PIN services control (one or more, required). Key-usage field 2, low-order byte. Release 5.4 or later. In releases before Release 5.4, this field is reserved and must be binary zero.</i>			

Table 94. Key Token Build2 rule array keywords for AES PINPROT keys (continued)

Token offset	Rule-array keyword	Offset value	Meaning
048	CPINENC	B'xx1x xxxx'	For encryption operation ENCRYPT (value at offset 045 = B'10xx xxxx'), key can be used with the Clear PIN Encrypt verb (CPINENC), otherwise invalid.
	CPINGENA	B'xxxx 1xxx'	For encryption operation DECRYPT (value at offset 045 = B'01xx xxxx'), key can be used with the Clear PIN Generate Alternate verb (CPINGENA), otherwise invalid.
	EPINGEN	B'xxx1 xxxx'	For encryption operation ENCRYPT (value at offset 045 = B'10xx xxxx'), key can be used with the Encrypted PIN Generate verb (EPINGEN).
	EPINVER	B'xxx1 xxxx'	For encryption operation DECRYPT (value at offset 045 = B'01xx xxxx'), key can be used with the Encrypted PIN Verify verb (EPINVER).
	REFORMAT	B'xxxx xx1x'	Key can be used with the Encrypted PIN Translate verb for a reformat operation (REFORMAT).
	PINXLATE	B'xxxx x1xx'	Key can be used with the Encrypted PIN Translate2 verb for a PIN translation operation (PINXLATE).
	RFMT1TO4	B'xxxx xxx1'	For encryption operation ENCRYPT (value at offset 045 = B'10xx xxxx'), key can be used to restrictively reformat an ISO-1 encrypted PIN to an ISO-4 encrypted PIN (RFMT1TO4).
	RFMT4TO1 (Release 5.5.12 or later)	B'xxxx xxx1'	For encryption operation DECRYPT (value at offset 045 = B'01xx xxxx'), key can be used to restrictively reformat an ISO-4 encrypted PIN to an ISO-1 encrypted PIN (RFMT4TO1).
Common control (one required). Key-usage field 3, high-order byte. Use of DK enabled common control keyword DKPINOP , DKPINOPP , or DKPINAD1 causes key-usage field 3, low-order byte (field format identifier at token offset 050) to be set to X'01' (DK enabled), while use of common control keyword NOFLDFMT causes offset 050 to be set to X'00' (no field format specification).			
049	DKPINOP	X'01'	PIN_OP
	DKPINOPP	X'02'	PIN_OPP
	DKPINAD1	X'03'	PIN_AD1
	NOFLDFMT (Release 5.4 or later)	X'00'	No field format specification.
050	DKPINOP	X'01'	DK enabled.
	DKPINOPP	X'01'	DK enabled.
	DKPINAD1	X'01'	DK enabled.
	NOFLDFMT (Release 5.4 or later)	X'00'	No field format specification.
PIN-block format usage (Release 5.4 or later). Key-usage field 4, high-order byte. Only valid when offset 49 = X'00' (NOFLDFMT).			

<i>Table 94. Key Token Build2 rule array keywords for AES PINPROT keys (continued)</i>			
Token offset	Rule-array keyword	Offset value	Meaning
051	ISO-4	B'xxxx xxx1'	Allow only ISO-4 PIN-block format.
<i>Symmetric-key export control (one, optional). Key-management field 1, high-order byte.</i>			
052	NOEX-SYM	B'0xxx xxxx'	Prohibit export using symmetric key.
	XPRT-SYM	B'1xxx xxxx'	Allow export using symmetric key. This is the default.
<i>Unauthenticated asymmetric-key export control (one, optional). Key-management field 1, high-order byte.</i>			
052	NOEXUASY	B'x0xx xxxx'	Prohibit export using an unauthenticated asymmetric key (not a trusted block).
	XPRTUASY	B'x1xx xxxx'	Allow export using an unauthenticated asymmetric key (not a trusted block). This is the default.
<i>Authenticated asymmetric-key export control (one, optional). Key-management field 1, high-order byte.</i>			
052	NOEXAASY	B'xx0x xxxx'	Prohibit export using an authenticated asymmetric key (trusted block).
	XPRTAASY	B'xx1x xxxx'	Allow export using an authenticated asymmetric key (trusted block). This is the default.
<i>RAW-key export control (one, optional). Key-management field 1, high-order byte.</i>			
052	NOEX-RAW	B'xxx0 xxxx'	Prohibit export using raw key. Defined for future use. Currently ignored. This is the default.
	XPRT-RAW	B'xxx1 xxxx'	Allow export using raw key. Defined for future use. Currently ignored.
<i>DES-key export control (one, optional). Key-management field 1, low-order byte.</i>			
053	NOEX-DES	B'1xxx xxxx'	Prohibit export using a DES key.
	XPRT-DES	B'0xxx xxxx'	Allow export using a DES key. This is the default.
<i>AES-key export control (one, optional). Key-management field 1, low-order byte.</i>			
053	NOEX-AES	B'x1xx xxxx'	Prohibit export using an AES key.
	XPRT-AES	B'x0xx xxxx'	Allow export using an AES key.
<i>RSA-key export control (one, optional). Key-management field 1, low-order byte.</i>			
053	NOEX-RSA	B'xxxx 1xxx'	Prohibit export using an RSA key.
	XPRT-RSA	B'xxxx 0xxx'	Allow export using an RSA key. This is the default.

Figure 30 on page 337 shows all the valid keyword combinations and their defaults for AES key type PINPRW. For a description of these keywords, refer to Table 95 on page 337.

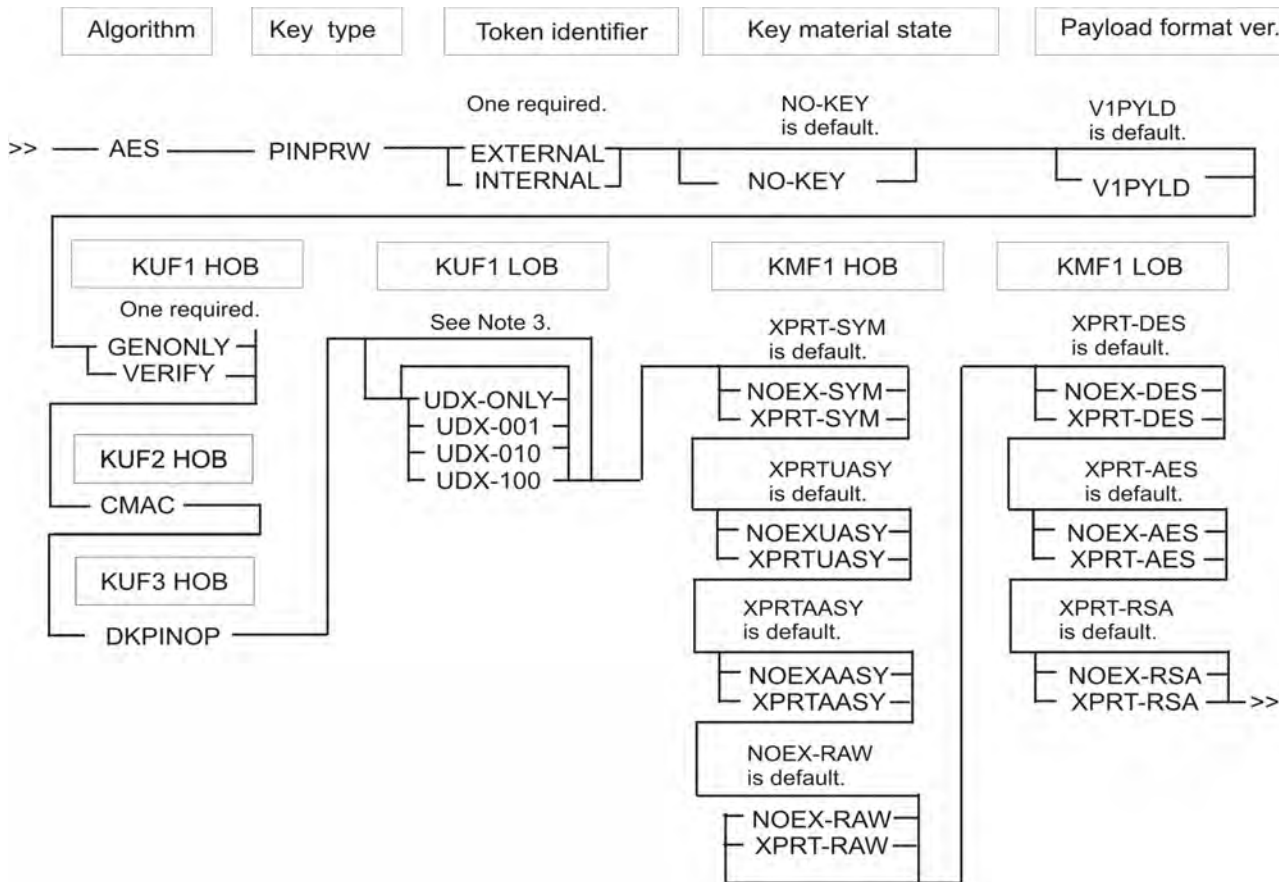


Figure 30. CSNBKTB2 and CSNBKTP2 keyword combinations for AES PINPRW keys

Note:

1. Each key-usage field (KUF) and key-management field (KMF) of a version X'05' variable-length symmetric key-token consists of two bytes: a high-order byte (HOB) and a low-order byte (LOB).
2. NOEX-RAW and XPRT-RAW are defined for future use and their meanings are currently undefined. To avoid this export restriction in the future when the meaning is defined, specify XPRT-RAW.
3. Choose any number of keywords in this group. No keywords in the group are defaults.

Table 95. Key Token Build2 PINPRW related key words			
Token offset	Rule-array keyword	Offset value	Meaning
Key-token header section			
<i>Token identifier (one required).</i>			
000	EXTERNAL	X'02'	Build a key token that is not to be used locally.
	INTERNAL	X'01'	Build a key token that is to be used locally.
Wrapping-information section			
<i>Key status (one, optional).</i>			
008	NO-KEY	X'00'	Build a key token that does not contain a key value. This is the default.
<i>Payload format version (one, optional). Identifies format of the payload.</i>			

<i>Table 95. Key Token Build2 PINPRW related key words (continued)</i>			
Token offset	Rule-array keyword	Offset value	Meaning
028	V1PYLD	X'01'	Build the key token with a version 1 payload format. This format has a fixed length and the key length cannot be inferred by the size of the payload. An obscured key length is considered more secure. This is the default.
Associated data section			
<i>Algorithm type (one required).</i>			
041	AES	X'02'	Key can be used for AES algorithm.
<i>Key type (one required)</i>			
042	PINPRW	X'0007'	Key can be used for generation and verification of message authentication codes.
<i>MAC operation (one required). Key-usage field 1, high-order byte.</i>			
045	GENONLY	B'10xx xxxx'	Key can be used for generate; key cannot be used for verify.
	VERIFY	B'01xx xxxx	Key cannot be used for generate; key can be used for verify.
<i>User-defined extension (UDX) control (one or more, optional). Key-usage field 1, low-order byte. No keywords in the group are defaults.</i>			
046	UDX-ONLY	B'xxxx 1xxx'	Key can only be used in UDXs.
	UDX-100	B'xxxx x1uu'	Leftmost user-defined UDX bit is set on.
	UDX-010	B'xxxx xu1u'	Middle user-defined UDX bit is set on.
	UDX-001	B'xxxx xuu1'	Rightmost user-defined UDX bit is set on.
<i>MAC mode (one required). Key-usage field 2, high-order byte.</i>			
047	CMAC	X'01'	Key can be used for block cipher-based MAC algorithm, called CMAC (NIST SP 800-38B).
<i>Common control (one, required). Key-usage field 3, high-order byte. Use of a common control keyword causes key-usage field 3, low-order byte (field format identifier at token offset 050) to be set to X'01' (DK enabled).</i>			
049	DKPINOP	X'01'	PIN_OP
<i>Symmetric-key export control (one, optional). Key-management field 1, high-order byte.</i>			
052	NOEX-SYM	B'0xxx xxxx'	Prohibit export using symmetric key.
	XPRT-SYM	B'1xxx xxxx'	Allow export using symmetric key. This is the default.
<i>Unauthenticated asymmetric-key export control (one, optional). Key-management field 1, high-order byte.</i>			
052	NOEXUASY	B'x0xx xxxx'	Prohibit export using an unauthenticated asymmetric key (not a trusted block).
	XPRTUASY	B'x1xx xxxx'	Allow export using an unauthenticated asymmetric key (not a trusted block). This is the default.
<i>Authenticated asymmetric-key export control (one, optional). Key-management field 1, high-order byte.</i>			
052	NOEXAASY	B'xx0x xxxx'	Prohibit export using an authenticated asymmetric key (trusted block).
	XPRTAASY	B'xx1x xxxx'	Allow export using an authenticated asymmetric key (trusted block). This is the default.

Table 95. Key Token Build2 PINPRW related key words (continued)			
Token offset	Rule-array keyword	Offset value	Meaning
RAW-key export control (one, optional). Key-management field 1, high-order byte.			
052	NOEX-RAW	B'xxx0 xxxx'	Prohibit export using raw key. Defined for future use. Currently ignored. This is the default.
	XPRT-RAW	B'xxx1 xxxx'	Allow export using raw key. Defined for future use. Currently ignored.
DES-key export control (one, optional). Key-management field 1, low-order byte.			
053	NOEX-DES	B'1xxx xxxx'	Prohibit export using a DES key.
	XPRT-DES	B'0xxx xxxx'	Allow export using a DES key. This is the default.
AES-key export control (one, optional). Key-management field 1, low-order byte.			
053	NOEX-AES	B'x1xx xxxx'	Prohibit export using an AES key.
	XPRT-AES	B'x0xx xxxx'	Allow export using an AES key.
RSA-key export control (one, optional). Key-management field 1, low-order byte.			
053	NOEX-RSA	B'xxxx 1xxx'	Prohibit export using an RSA key.
	XPRT-RSA	B'xxxx 0xxx'	Allow export using an RSA key. This is the default.

Figure 31 on page 339 shows all the valid keyword combinations and their defaults for CSNBKTB2 when constructing an AES key token for a KDKGENKY key and for CSNBKTP2 when deconstructing one.

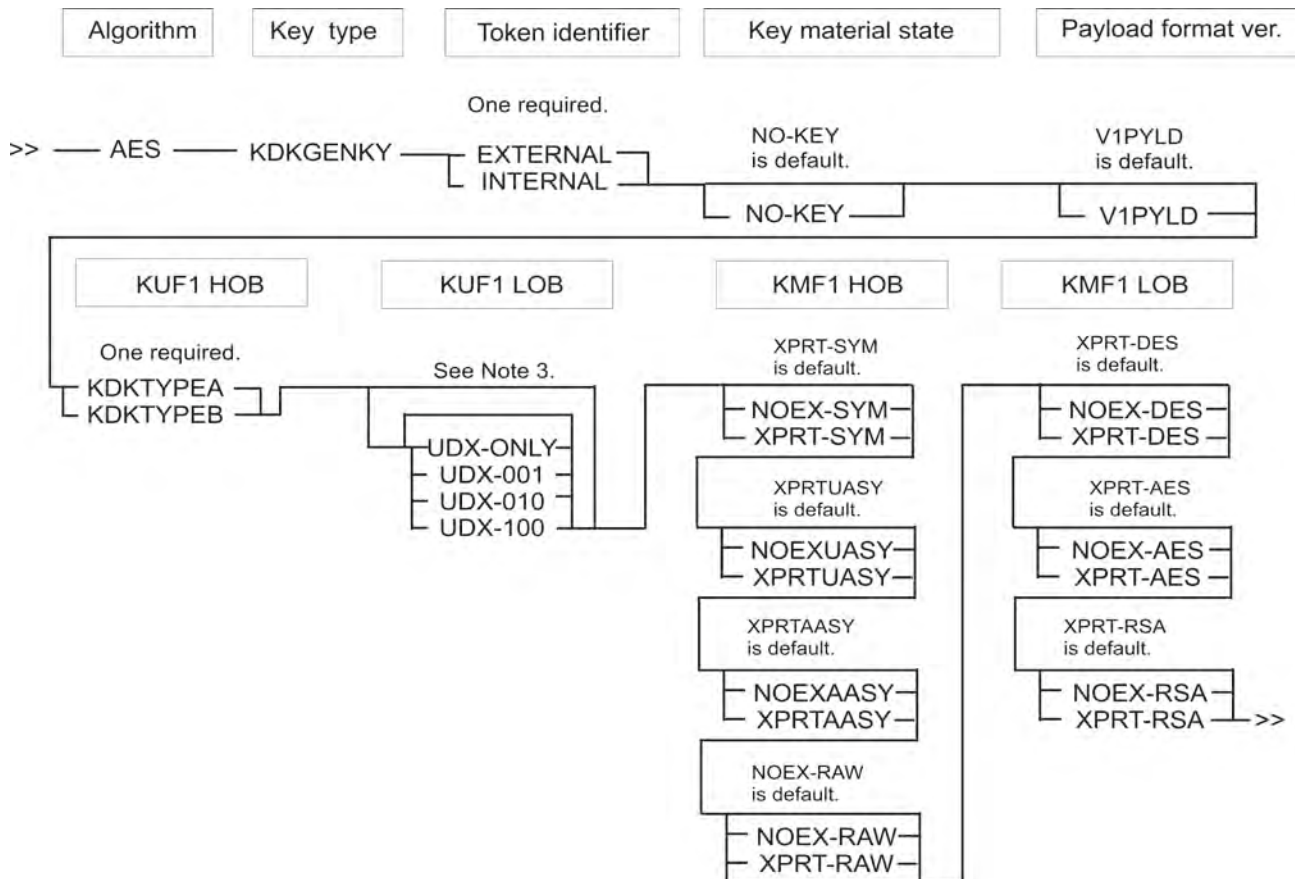


Figure 31. CSNBKTB2 and CSNBKTP2 keyword combinations for AES KDKGENKEY keys

Note:

1. Each key-usage field (KUF) and key-management field (KMF) of a version X'05' variable-length symmetric key-token consists of two bytes: a high-order byte (HOB) and a low-order byte (LOB).
2. **NOEX-RAW** and **XPRT-RAW** are defined for future use and their meanings are currently undefined. To avoid this export restriction in the future when the meaning is defined, specify **XPRT-RAW**.
3. Choose any number of keywords in this group. No keywords in this group are defaults.

<i>Table 96. CSNBKTB2 and CSNBKTP2 rule array keywords for AES KDKGENKEY keys</i>			
Token offset	Rule-array keyword	Offset value	Meaning
Key-token header section			
<i>Token identifier (one required).</i>			
000	EXTERNAL	X'02'	Build a key token that is not to be used locally.
	INTERNAL	X'01'	Build a key token that is to be used locally.
Wrapping-information section			
<i>Key status (one, optional).</i>			
008	NO-KEY	X'00'	
<i>Payload format version (one, optional). Identifies format of the payload.</i>			
028	V1PYLD	X'01'	Build the key token with a version 1 payload format. This format has a fixed length and the key length cannot be inferred by the size of the payload. An obscured key length is considered more secure. This is the default.
Associated data section			
<i>Algorithm type (one required).</i>			
041	AES	X'02'	Key can be used for AES algorithm.
<i>Key type (one required).</i>			
042	KDKGENKY	X'000B'	Key can be used for generating a diversified key.
<i>Key diversification type (one required).</i>			
045	KDKTYPEA	X'00'	Entity A of communications partners A and B. One partner has active use of the key (for example, encipher or generate), while the other partner has passive use of the key (for example, decipher or verify).
	KDKTYPEB	X'01'	Entity B of communications partners A and B.
<i>User-defined extension (UDX) control (one or more, optional). Key-usage field 1, low-order byte. No keywords in the group are defaults.</i>			
046	UDX-ONLY	B'xxxx 1xxx'	Key can only be used in UDXs.
	UDX-100	B'xxxx x1uu'	Leftmost user-defined UDX bit is set on.
	UDX-010	B'xxxx xu1u'	Middle user-defined UDX bit is set on.
	UDX-001	B'xxxx xuu1'	Rightmost user-defined UDX bit is set on.
<i>Symmetric-key export control (one, optional). Key-management field 1, high-order byte.</i>			

<i>Table 96. CSNBKT2 and CSNBKTP2 rule array keywords for AES KDKGENKEY keys (continued)</i>			
Token offset	Rule-array keyword	Offset value	Meaning
048	NOEX-SYM	B'0xxx xxxx'	Prohibit export using symmetric key.
	XPRT-SYM	B'1xxx xxxx'	Allow export using symmetric key. This is the default.
<i>Unauthenticated asymmetric-key export control (one, optional). Key-management field 1, high-order byte.</i>			
048	NOEXUASY	B'x0xx xxxx'	Prohibit export using an unauthenticated asymmetric key (not a trusted block).
	XPRTUASY	B'x1xx xxxx'	Allow export using an unauthenticated asymmetric key (not a trusted block). This is the default.
<i>Authenticated asymmetric-key export control (one, optional). Key-management field 1, high-order byte.</i>			
048	NOEXAASY	B'xx0x xxxx'	Prohibit export using an authenticated asymmetric key (trusted block).
	XPRTAASY	B'xx1x xxxx'	Allow export using an authenticated asymmetric key (trusted block). This is the default.
<i>Raw-key export control (one, optional). Key-management field 1, high-order byte.</i>			
048	NOEX-RAW	B'xxx0 xxxx'	Prohibit export using RAW key. Defined for future use. Currently ignored. This is the default.
	XPRT-RAW	B'xxx1 xxxx'	Allow export using RAW key. Defined for future use. Currently ignored.
<i>DES-key export control (one, optional). Key-management field 1, low-order byte.</i>			
049	NOEX-DES	B'1xxx xxxx'	Prohibit export using a DES key.
	XPRT-DES	B'0xxx xxxx'	Allow export using a DES key. This is the default.
<i>AES-key export control (one, optional). Key-management field 1, low-order byte.</i>			
049	NOEX-AES	B'x1xx xxxx'	Prohibit export using an AES key.
	XPRT-AES	B'x0xx xxxx'	Allow export using an AES key.
<i>RSA-key export control (one, optional). Key-management field 1, low-order byte.</i>			
049	NOEX-RSA	B'xxxx 1xxx'	Prohibit export using an RSA key.
	XPRT-RSA	B'xxxx 0xxx'	Allow export using an RSA key. This is the default.

Figure 32 on page 342 shows all the valid keyword combinations and their defaults for AES key type SECMG.

Key Token Build2 (CSNBKTB2)

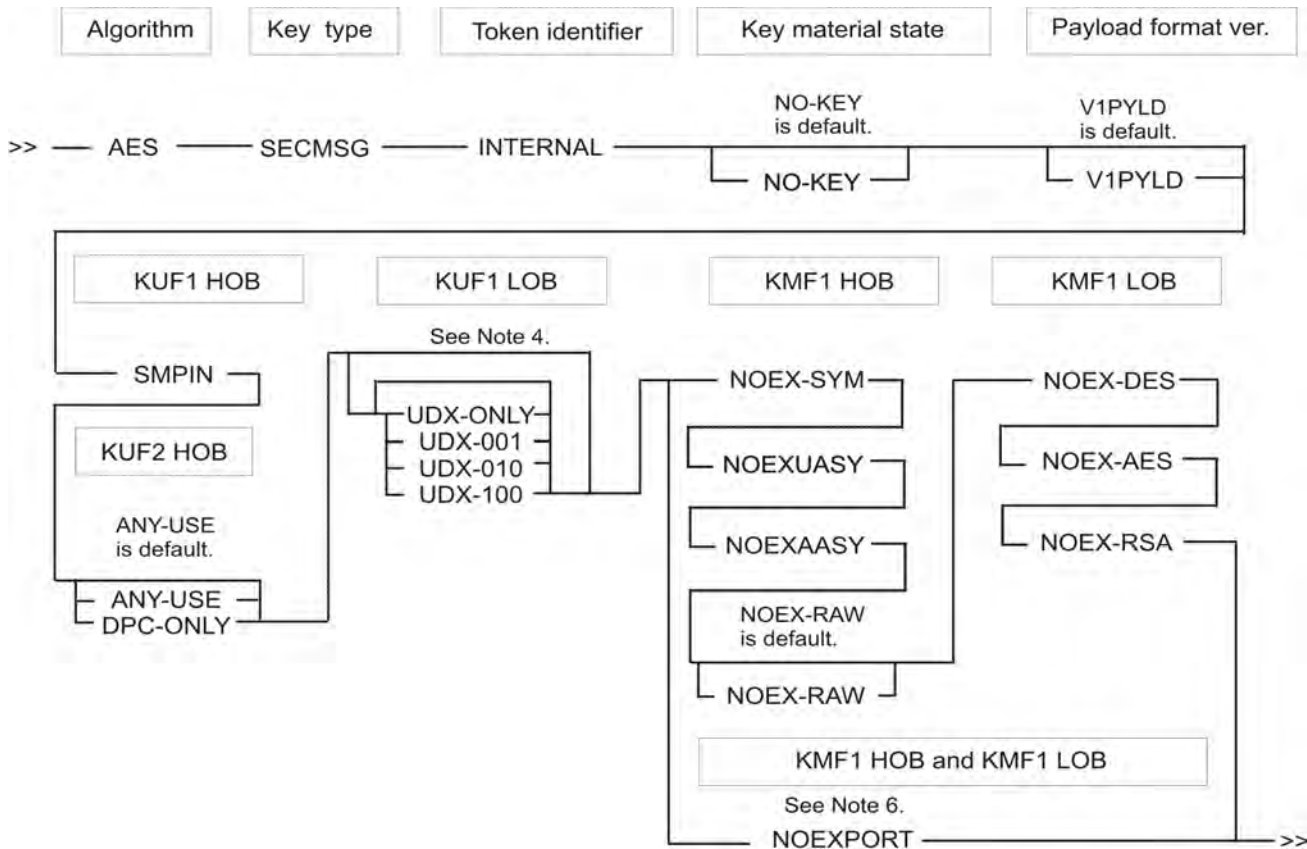


Figure 32. CSNBKTB2 and CSNBKTP2 keyword combinations for AES SECMSG keys

Note:

1. An AES SECMSG key is always derived. The derived key is the result of a key derivation function (KDF) applied to a fixed diversified key generating key (DKYGENKY) and derivation data. The final derived key is used as a session key and is typically used to encipher and decipher PIN information between devices. An AES SECMSG key can only be wrapped by an AES master key and cannot be stored in an external key-token.
2. Each key-usage field (KUF) and key-management field (KMF) of a version X'05' variable-length symmetric key-token consists of two bytes: a high-order byte (HOB) and a low-order byte (LOB).
3. Choose any number of keywords in this group. No keywords in this group are defaults.
4. **NOEX-RAW** is defined for future use.
5. There is no default. Specifying **NOEXPORT** is equivalent to specifying all of the export control keywords (**NOEX-SYM**, **NOEXUASY**, **NOEXAASY**, **NOEX-RAW**, **NOEX-DES**, **NOEX-AES**, and **NOEX-RSA**). Do not specify any export control keywords together with **NOEXPORT**. If **NOEXPORT** is not specified, **NOEX-SYM**, **NOEXUASY**, **NOEXAASY**, **NOEX-DES**, **NOEX-AES**, and **NOEX-RSA** all must be specified, and **NOEX-RAW** is optional.

Token offset	Rule-array keyword	Offset value	Meaning
Key-token header section			
<i>Token identifier (one required).</i>			
000	INTERNAL	X'01'	Build a key token that is to be used locally.
Wrapping-information section			

<i>Table 97. Key Token Build2 SECMSG related key words (continued)</i>			
Token offset	Rule-array keyword	Offset value	Meaning
<i>Key status (one, optional).</i>			
008	NO-KEY	X'00'	Build a key token that does not contain a key value. This is the default.
<i>Payload format version (one, optional). Identifies format of the payload.</i>			
028	V1PYLD	X'01'	Build the key token with a version 1 payload format. This format has a fixed length and the key length cannot be inferred by the size of the payload. An obscured key length is considered more secure. This is the default.
Associated data section			
<i>Algorithm type (one required)</i>			
041	AES	X'02'	Key can be used for AES algorithm.
Associated data section			
<i>Key type (one required)</i>			
042	SECMSG	X'000A'	Key can be used as an EMV secure messaging key for encrypting PINs or for encrypting keys.
<i>Secure message encryption enablement (one required). Key-usage field 1, high-order byte</i>			
045	SMPIN	X'00'	Enable the encryption of PINs in an EMV secure message.
<i>User-defined extension (UDX) control (one or more, optional). Key-usage field 1, low-order byte. No keywords in the group are defaults.</i>			
046	UDX-ONLY	B'xxxx 1xxx'	Key can only be used in UDXs.
	UDX-100	B'xxxx x1uu'	Leftmost user-defined UDX bit is set on.
	UDX-010	B'xxxx xu1u'	Middle user-defined UDX bit is set on.
	UDX-001	B'xxxx xuu1'	Rightmost user-defined UDX bit is set on.
<i>Verb restriction (one, optional)</i>			
047	ANY-USE	X'00'	Any verb (service) can use this key. This is the default.
	DPC-ONLY	X'01'	Only CSNBDPC can use this key.
<i>General export control (one, optional). Equivalent to specifying all export control keywords (NOEX-SYM, NOEXUASY, NOEXAASY, NOEX-RAW, NOEX-DES, NOEX-AES, and NOEX-RSA). Not valid with any other export control keyword. There is no default. Key-management field 1, high-order byte and low-order byte.</i>			
050	NOEXPORT	B'0000 xxxx'	Prohibits the export of this key in all cases. Equivalent to specifying NOEX-SYM , NOEXUASY , NOEXAASY , NOEX-RAW , NOEX-DES , NOEX-AES , and NOEX-RSA .
051		B'11xx 1xxx'	
<i>Symmetric-key export control (one required if NOEXPORT not specified, otherwise not valid). Key-management field 1, high-order byte.</i>			
050	NOEX-SYM	B'0xxx xxxx'	Prohibit export using symmetric key.
<i>Unauthenticated asymmetric-key export control (one required if NOEXPORT not specified, otherwise not valid). Key-management field 1, high-order byte.</i>			

Table 97. Key Token Build2 SECMSG related key words (continued)			
Token offset	Rule-array keyword	Offset value	Meaning
050	NOEXUASY	B'x0xx xxxx'	Prohibit export using an unauthenticated asymmetric key (not a trusted block).
<i>Authenticated asymmetric-key export control</i> (one required if NOEXPORT not specified, otherwise not valid). Key-management field 1, high-order byte.			
050	NOEXAASY	B'xx0x xxxx'	Prohibit export using an authenticated asymmetric key (trusted block).
<i>RAW-key export control</i> (one optional if NOEXPORT not specified; otherwise not valid). Key-management field 1, high-order byte.			
050	NOEX-RAW	B'xxx0 xxxx'	Prohibit export using RAW key. Defined for future use. Currently ignored. This is the default.
<i>DES-key export control</i> (one required if NOEXPORT not specified, otherwise not valid). Key-management field 1, low-order byte.			
051	NOEX-DES	B'1xxx xxxx'	Prohibit export using a DES key.
<i>AES-key export control</i> (one required if NOEXPORT not specified, otherwise not valid). Key-management field 1, low-order byte			
051	NOEX-AES	B'x1xx xxxx'	Prohibit export using an AES key.
<i>RSA-key export control</i> (one required if NOEXPORT not specified, otherwise not valid). Key-management field 1, low-order byte.			
051	NOEX-RSA	B'xxxx 1xxx'	Prohibit export using an RSA key.

Restrictions

The restrictions for CSNBKTB2.

None.

Required commands

The required commands for CSNBKTB2.

None.

Usage notes

The usage notes for CSNBKTB2.

The HMAC key bit length must be equal or greater than half of the size of the hash function output. For example, SHA-256 output requires a 128-bit HMAC key.

JNI version

This verb has a Java Native Interface (JNI) version, which is named CSNBKTB2J.

See [“Building Java applications using the CCA JNI”](#) on page 23.

Format

```
public native void CSNBKTB2J(
    hikmNativeNumber return_code,
    hikmNativeNumber reason_code,
```

```

hikmNativeNumber  exit_data_length,
byte[]            exit_data,
hikmNativeNumber  rule_array_count,
byte[]            rule_array,
hikmNativeNumber  clear_key_bit_length,
byte[]            clear_key_value,
hikmNativeNumber  key_name_length,
byte[]            key_name,
hikmNativeNumber  user_associated_data_length,
byte[]            user_associated_data,
hikmNativeNumber  token_data_length,
byte[]            token_data,
hikmNativeNumber  verb_data_length,
byte[]            verb_data,
hikmNativeNumber  target_key_token_length,
byte[]            target_key_token);

```

Key Token Change (CSNBKTC)

Use the Key Token Change verb to re-encipher a DES or AES key from encryption under the old master-key to encryption under the current master-key and to update the keys in internal DES or AES key-tokens.

Note:

1. An application system is responsible for keeping all of its keys in a usable form. When the master key is changed, the CEX*C implementations can use an internal key that is enciphered by either the current or the old master-key. Before the master key is changed a second time, it is important to have a key re-enciphered under the current master-key for continued use of the key. Use the Key Token Change verb to re-encipher such a keys.
2. Previous implementations of IBM CCA products had additional capabilities with this verb such as deleting key records and key tokens in key storage. Also, use of a wild card (*) was supported in those implementations.

Format

The format of CSNBKTC.

```

CSNBKTC(
    return_code,
    reason_code,
    exit_data_length,
    exit_data,
    rule_array_count,
    rule_array,
    key_identifier)

```

Parameters

The parameters for CSNBKTC.

For the definitions of the *return_code*, *reason_code*, *exit_data_length*, and *exit_data* parameters, see “Parameters common to all verbs” on page 18.

rule_array_count

Direction: Input
Type: Integer

A pointer to an integer variable containing the number of elements in the *rule_array* variable. This value must be 1, 2, 3, or 4.

rule_array

Direction: Input
Type: String array

Key Token Change (CSNBKTC)

The *rule_array* parameter is a pointer to a string variable containing an array of keywords. The keywords are eight bytes in length and must be left-aligned and padded on the right with space characters. The *rule_array* keywords are described in [Table 98 on page 346](#).

<i>Table 98. Keywords for Key Token Change control information</i>	
Keyword	Description
Re-encipherment method (Required)	
RTCMK	Re-enciphers a DES or AES key to the current master-key in an internal key-token in application storage or in key storage. If the supplied key is already enciphered under the current master-key the verb returns a positive response (return code 0, reason code 0). If the supplied key is enciphered under the old master-key, the key is updated to encipherment by the current master-key and the verb returns a positive response (return code 0, reason code 0). Other cases return some form of abnormal response.
RTNMK	<p>Re-enciphers an internal DES or AES key to the new master-key.</p> <p>A key enciphered under the new master key is not usable. It is expected that the user will use this keyword (RTNMK) to take a preparatory step in re-enciphering an external key store that they manage themselves to a new master-key, before the set operation has occurred. Note also that the new master-key register must be full; it must have had the last key part loaded and therefore not be empty or partially full (partially full means that one or more key parts have been loaded but not the last key part).</p> <p>The SET operation makes the new master-key operational, moving it to the current master-key register, and the current master-key is displaced into the old master-key register. When this happens, all the keys that were re-enciphered to the new master-key are now usable, because the new master-key is not 'new' any more, it is 'current'.</p> <p>Because the RTNMK keyword is added primarily for support of externally managed key storage (see “Key Storage on z/OS (RTNMK-focused)” on page 514, it is not valid to pass a <i>key_identifier</i> when the RTNMK keyword is used. Only a full internal key token (encrypted under the current master-key) can be passed for re-encipherment with the RTNMK keyword. When a key label is passed along with the RTNMK keyword, the error return code 8 with reason code 181 will be returned.</p> <p>For more information, see “Key storage with Linux on Z, in contrast to z/OS ” on page 513.</p>
VALIDATE	Validate an internal key token as described in the key_identifier which is enciphered under the current master key. That is, the same processing as RTNMK is applied. However, after a successful checking of the token, no re-enciphering of the token to the new master key takes place. There is just a return code for a successful validation.
REFORMAT	Rewrap the <i>input_key_token</i> with the key wrapping method specified. Only the <i>input_KEK_identifier</i> will be used. The <i>output_KEK_identifier</i> is ignored.
Algorithm (Optional)	
AES	Specifies that the key token is for an AES key.
DES	Specifies that the key token is for a DES key. This is the default.
Key wrapping method (Optional)	
USECONFIG	This is the default. Specifies to wrap the key using the configuration setting for the default wrapping method. The default wrapping method configuration setting may be changed using the TKE. This keyword is ignored for AES keys.
WRAP-ENH	Use enhanced key wrapping method, which is compliant with the ANSI X9.24 standard.
WRAP-ECB	Use original key wrapping method, which uses ECB wrapping for DES key tokens and CBC wrapping for AES key tokens.

Table 98. Keywords for Key Token Change control information (continued)	
Keyword	Description
Translation control (Optional)	
ENH-ONLY	Restrict rewrapping of the <i>output_key_token</i> . After the token has been wrapped with the enhanced method, it cannot be rewrapped using the original method.

key_identifier**Direction:** Input/Output**Type:** String

The *key_identifier* parameter is a pointer to a string variable containing the DES internal key-token or the key label of an internal key-token record in key storage.

Restrictions

The restrictions for CSNBKTC.

Note: As of CCA 5.4 and CCA 6.2, this verb supports three-key TDES keys. As a key management service this includes three-key TDES key encrypting keys (KEKs). For a list of supported triple-length TDES key types beginning with Release 5.4 and Release 6.2, see [Table 10 on page 67](#).

Required commands

The required commands for CSNBKTC.

If you specify the RTCMK keyword, the Key Token Change verb requires the **Symmetric Key Token Change - RTCMK** command (offset X'0090') to be enabled in the active role.

If you specify the REFORMAT keyword, the Key Token Change verb requires the **CKDS Conversion2 - Allow use of REFORMAT** command (offset X'014C') to be enabled in the active role.

If you specify the WRAP-ECB or WRAP-ENH key wrapping method, and the default key-wrapping method setting does not match this keyword, the **CKDS Conversion2 - Allow wrapping override keywords** command (offset X'0146') must be enabled in the active role.

If the WRAP-ECB translation-control keyword is specified, and the key in the input key token is wrapped by the enhanced wrapping method (WRAP-ENH), the verb requires the **CKDS Conversion2 - Convert from enhanced to original** command (offset X'0147') to be enabled. An active role with offset X'0147' enabled can also use the Key Translate2 verb to translate a key from the enhanced key-wrapping method to the less-secure legacy method.

Usage notes

The usage notes for CSNBKTC.

None.

JNI version

This verb has a Java Native Interface (JNI) version, which is named CSNBKTCJ.

See [“Building Java applications using the CCA JNI” on page 23](#).

Format

```
public native void CSNBKTCJ(
    hikmNativeNumber return_code,
    hikmNativeNumber reason_code,
    hikmNativeNumber exit_data_length,
```

Key Token Change2 (CSNBKTC2)

```
byte[]          exit_data,  
hikmNativeNumber rule_array_count,  
byte[]         rule_array,  
byte[]         key_identifier);
```

Key Token Change2 (CSNBKTC2)

Use the Key Token Change2 verb to re-encipher a variable-length HMAC or AES key from encryption under the old master-key to encryption under the current master-key and to update the keys in internal HMAC or AES key tokens.

Note:

1. An application system is responsible for keeping all of its keys in a usable form. When the master key is changed, the CEX*C implementations can use an internal key that is enciphered by either the current or the old master-key. Before the master key is changed a second time, it is important to have a key re-enciphered under the current master-key for continued use of the key. Use the Key Token Change2 verb to re-encipher such a keys.
2. Previous implementations of IBM CCA products had additional capabilities with this verb such as deleting key records and key tokens in key storage. Also, use of a wild card (*) was supported in those implementations.

Format

The format of CSNBKTC2.

```
CSNBKTC2(  
    return_code,  
    reason_code,  
    exit_data_length,  
    exit_data,  
    rule_array_count,  
    rule_array,  
    key_identifier_length  
    key_identifier)
```

Parameters

The parameters for CSNBKTC2.

For the definitions of the *return_code*, *reason_code*, *exit_data_length*, and *exit_data* parameters, see “Parameters common to all verbs” on page 18.

rule_array_count

Direction: Input

Type: Integer

A pointer to an integer variable containing the number of elements in the *rule_array* variable. This value must be 2.

rule_array

Direction: Input

Type: String array

The *rule_array* parameter is a pointer to a string variable containing an array of keywords. The keywords are eight bytes in length and must be left-aligned and padded on the right with space characters. The *rule_array* keywords are described in [Table 99 on page 349](#).

Table 99. Keywords for Key Token Change2 control information	
Keyword	Description
Algorithm (One, required)	
HMAC	Specifies that the key token is for an HMAC key.
AES	Specifies that the key token is for an AES key in a variable-length symmetric key token.
Re-encipherment method (Required)	
RTCMK	Re-enciphers the internal key provided by the key_identifier to the current master-key in an internal key-token in application storage or in key storage. If the supplied key is already enciphered under the current master-key the verb returns a positive response (return code 0, reason code 0). If the supplied key is enciphered under the old master-key, the key is updated to encipherment by the current master-key and the verb returns a positive response (return code 0, reason code 0). Other cases return some form of abnormal response.
RTNMK	<p>Re-enciphers the internal key provided by the key_identifier to the new master-key.</p> <p>A key enciphered under the new master key is not usable. It is expected that the user will use this keyword (RTNMK) to take a preparatory step in re-enciphering an external key store that they manage themselves to a new master-key, before the SET operation has occurred. Note also that the new master-key register must be full. It must have had the last key part loaded and therefore not be empty or partially full (partially full means that one or more key parts have been loaded, but not the last key part).</p> <p>The SET operation makes the new master-key operational, moving it to the current master-key register, and the current master-key is displaced into the old master-key register. When this happens, all the keys that were re-enciphered to the new master-key are now usable, because the new master-key is not new anymore, it is current.</p> <p>Because the RTNMK keyword is added primarily for support of externally managed key storage (see “Key Storage on z/OS (RTNMK-focused)” on page 514), it is not valid to pass a <i>key_identifier</i> when the RTNMK keyword is used. Only a full internal key token (encrypted under the current master-key) can be passed for re-encipherment with the RTNMK keyword. When a key label is passed along with the RTNMK keyword, the error return code 8 with reason code 181 will be returned.</p> <p>For more information, see “Key storage with Linux on Z, in contrast to z/OS ” on page 513.</p>
VALIDATE	Validate an internal key token as described in the key_identifier which is enciphered under the current master key. That is, the same processing as RTNMK is applied. However, after a successful checking of the token, no re-enciphering of the token to the new master key takes place. There is just a return code for a successful validation.

key_identifier_length**Direction:** Input/Output**Type:** Integer

The **key_identifier_length** parameter is a pointer to a string variable containing the length in bytes of the **key_identifier** parameter. On input, this variable contains the number of bytes for the *key_identifier* buffer, and must be large enough to hold the key token or key label. On output, this variable contains the number of bytes of data returned in the *key_identifier* variable.

key_identifier**Direction:** Input/Output**Type:** String

Key Token Parse (CSNBKTP)

A pointer to a string variable containing an internal variable-length symmetric key-token, or a key label of such a key in AES key-storage. The key token referred to is processed according to the rule-array keywords..

Restrictions

The restrictions for CSNBKTC2.

This verb was introduced with CCA 4.1.0.

Required commands

The required commands for CSNBKTC2.

If you specify the RTNMK keyword, this verb requires the **Reencrypt CKDS2** command (offset X'00F0') to be enabled in the active role.

If you specify the RTCMK keyword, this verb requires the **Symmetric Key Token Change2 - RTCMK** command (offset X'00F1') to be enabled in the active role.

Usage notes

The usage notes for CSNBKTC2.

None.

JNI version

This verb has a Java Native Interface (JNI) version, which is named CSNBKTC2J.

See [“Building Java applications using the CCA JNI” on page 23](#).

Format

```
public native void CSNBKTC2J(  
    hikmNativeNumber return_code,  
    hikmNativeNumber reason_code,  
    hikmNativeNumber exit_data_length,  
    byte[] exit_data,  
    hikmNativeNumber rule_array_count,  
    byte[] rule_array,  
    hikmNativeNumber key_identifier_length,  
    byte[] key_identifier);
```

Key Token Parse (CSNBKTP)

The Key Token Parse verb disassembles a key token into separate pieces of information.

This verb can disassemble an external key token or an internal key token in application storage.

Use the *key_token* parameter to specify the key token to disassemble.

This verb returns some of the key token information in a set of variables identified by individual parameters and the remaining key token information as keywords in the *rule_array*.

Control vector information is returned in keywords found in the *rule_array* when the verb can fully parse the control vector. Otherwise, the verb returns return code 4, reason code 2039.

The Key Token Parse verb performs no cryptographic services.

Format

The format of CSNBKTP.

```
CSNBKTP(
    return_code,
    reason_code,
    exit_data_length,
    edit_data,
    key_token,
    key_type,
    rule_array_count,
    rule_array,
    key_value,
    masterkey_verification_pattern_v03,
    reserved_2,
    reserved_3,
    control_vector,
    reserved_4,
    reserved_5,
    reserved_6,
    master_key_verification_pattern_v00)
```

Parameters

The parameters for CSNBKTP.

For the definitions of the *return_code*, *reason_code*, *exit_data_length*, and *exit_data* parameters, see [“Parameters common to all verbs” on page 18](#).

key_token

Direction: Input

Type: String

The *key_token* parameter is a pointer to a string variable in application storage containing an external or internal key-token to be disassembled.

Note: You cannot use a key label for a key-token record in key storage. The key token must be in application storage.

key_type

Direction: Output

Type: String

The *key_type* parameter is a pointer to a string variable containing a keyword defining the key type. The keyword is eight bytes in length and must be left-aligned and padded on the right with space characters. Valid *key_type* keywords are shown here:

CIPHER	CVARXCVL	DKYGENKY	MAC
CIPHERXI	CVARXCVR	ENCIPHER	MACVER
CIPHERXL	DATA	EXPORTER	OKEYXLAT
CIPHERXO	DATA	IKEYXLAT	OPINENC
CVARDEC	DATAM	IMPORTER	PINGEN
CVARENC	DATAMV	IPINENC	PINVER
CVARPINE	DECIPHER	KEYGENKY	SECMMSG

Key types are described in [“Types of keys” on page 39](#).

rule_array_count

Direction: Input/Output

Type: Integer

Key Token Parse (CSNBKTP)

A pointer to an integer variable containing the number of elements in the *rule_array* variable. This value must be a minimum of 4.

On input, specify the maximum number of usable array elements that are allocated. On output, the verb sets the value to the number of keywords returned to the application.

rule_array

Direction: Output

Type: String array

The *rule_array* parameter is a pointer to a string variable containing an array of keywords that expresses the contents of the key token. The keywords are eight bytes in length and are left-aligned and padded on the right with space characters. The **rule_array** keywords are described in [Table 100](#) on page 352.

Table 100. Keywords for Key Token Parse control information	
Keyword	Description
Token type (One returned)	
INTERNAL	Specifies an internal key-token.
EXTERNAL	Specifies an external key-token.
Key status (One returned)	
KEY	Indicates the key token contains a key. The <i>key_value</i> parameter contains the key.
NO-KEY	Indicates the key token does not contain a key.
Key-wrapping method (One returned)	
WRAP-ECB	The wrapping method for this key is legacy.
WRAP-ENH	The wrapping method for this key is enhanced.
WRAPENH2	The wrapping method for this key is enhanced. This enhanced method uses the SHA-256 cryptographic hash algorithm. Only valid for three-key Triple-DES keys.
Control-vector (CV) status (One returned)	
CV	The key token specifies that a control vector is present. The verb sets the control vector variable with the value of the control vector found in the key token.
NO-CV	The key token does not specify the presence of a control vector. The verb sets the control vector variable with the value of the control vector variable found in the key token.

The difference between Key Token Parse (CSNBKTP) and Control Vector Generate (CSNBCVG) is that Key Token Parse returns the *rule_array* keywords that apply to a parsed token, such as EXTERNAL, INTERNAL, and so forth. These *rule_array* parameters are returned in addition to *key_type* parameter. Refer to “Key Token Build (CSNBKTB)” on page 297 and “Key Token Build2 (CSNBKTB2)” on page 303 for keyword discussion.

AMEX-CSC	DKYL0	EPINGEN	KEYLN16	UKPT
ANSIX9.9	DKYL1	EPINGENA	LMTD-KEK	VISA-PVV
ANY	DKYL2	EPINVER	MIXED	WRAP-ECB
ANY-MAC	DKYL3	EXEX	NO-SPEC	WRAP-ENH
CLR8-ENC	DKYL4	EXPORT	NO-XPORT	XLATE
CPINENC	DKYL5	GBP-PIN	NOOFFSET	XPORT-OK
CPINGEN	DKYL6	GBP-PINO	NOT-KEK	
CPINGENA	DKYL7	IBM-PIN	OPEX	
CVVKEY-A	DMAC	IBM-PINO	OPIM	
CVVKEY-B	DMKEY	IMEX	PIN	
DALL	DMPIN	IMIM	REFORMAT	
DATA	DMV	IMPORT	SINGLE	

DDATA	DOUBLE	INBK-PIN	SMKEY
DEXP	DPVR	KEY-PART	SMPIN
DIMP	ENH-ONLY	KEYLN8	TRANSLAT

key_value**Direction:** Input**Type:** String

The **key_value** parameter is a pointer to a string variable. If the verb returns the KEY keyword in the **rule_array**, the **key_value** parameter contains the 16-byte enciphered key.

masterkey_verification_pattern_v03**Direction:** Output**Type:** Integer

The **masterkey_verification_pattern_v03** parameter is a pointer to an integer variable. The verb writes zero into the variable except when parsing a version X'03' internal key-token.

reserved_2/5**Direction:** Output**Type:** Integer

The **reserved_2** and **reserved_5** parameters are either null pointers or pointers to integer variables. If the parameter is not a null pointer, the verb writes zero into the reserved variable.

reserved_3/4**Direction:** Output**Type:** String

The **reserved_3** and **reserved_4** parameters are either null pointers or pointers to string variables. If the parameter is not a null pointer, the verb writes eight bytes of X'00' into the reserved variable.

reserved_6**Direction:** Output**Type:** String

The **reserved_6** parameter is either a null pointer or a pointer to a string variable. If the parameter is not a null pointer, the verb writes eight space characters into the reserved variable.

control_vector**Direction:** Output**Type:** String

The **control_vector** parameter is a pointer to a string variable in application storage. If the verb returns the NO-CV keyword in the **rule_array**, the key token did not contain a control-vector value and the control vector variable is filled with 16 space characters.

master_key_verification_pattern_v00**Direction:** Output**Type:** String

The **master_key_verification_pattern_v00** parameter is a pointer to a string variable in application storage. For version 0 key-tokens that contain a key, the 8-byte master key version number is copied to the variable. Otherwise the variable is filled with eight space characters.

Restrictions

The restrictions for CSNBKTP.

- **TRIPLE**, **TRIPLE-O**, **ZEROCV24**, and **WRAPENH2** rule array keywords are not supported in releases before Release 5.4 and Release 6.2.
- As of CCA 5.4 and CCA 6.2, this verb supports three-key TDES keys. As a key management service this includes three-key TDES key encrypting keys (KEKs). For a list of supported triple-length TDES key types beginning with Release 5.4 and Release 6.2, see [Table 10 on page 67](#).

Required commands

The required commands for CSNBKTP.

None.

Usage notes

The usage notes for CSNBKTP.

Be aware that Key Token Parse (CSNBKTP) will fail (return code 8, reason code 49) when given a DES INTERNAL key token that is version X'01'. These tokens are DOUBLE and TRIPLE length DES INTERNAL DATA key tokens.

JNI version

This verb has a Java Native Interface (JNI) version, which is named CSNBKTPJ.

See [“Building Java applications using the CCA JNI” on page 23](#).

Format

```
public native void CSNBKTPJ(  
    hikmNativeNumber return_code,  
    hikmNativeNumber reason_code,  
    hikmNativeNumber exit_data_length,  
    byte[] exit_data,  
    byte[] key_token,  
    byte[] key_type,  
    hikmNativeNumber rule_array_count,  
    byte[] rule_array,  
    byte[] key_value,  
    hikmNativeNumber master_key_verification_pattern_v03,  
    hikmNativeNumber reserved_2,  
    byte[] reserved_3,  
    byte[] control_vector,  
    byte[] reserved_4,  
    hikmNativeNumber reserved_5,  
    byte[] reserved_6,  
    byte[] master_key_verification_pattern_v00);
```

Key Token Parse2 (CSNBKTP2)

Use the Key Token Parse2 verb to disassemble a variable-length symmetric key-token into separate pieces of information.

The verb can disassemble an external or internal variable-length symmetric key-token in application storage into separate pieces of information. To parse a fixed-length symmetric key-token, see [“Key Token Parse \(CSNBKTP\)” on page 350](#).

The **key_token** input parameter specifies the external or internal key token to disassemble. The verb returns some of the key-token information in a set of variables identified by individual parameters, and returns the remaining information as keywords in the rule array.

The key-usage field and key-management field information is returned in keywords found in the rule array when the verb can fully parse the fields. See the **rule_array** parameter on page [“rule_array” on page](#)

356 for a table of supported keywords. If the token cannot be parsed successfully, the verb returns a warning using reason code 2039 X'7F7'). If a warning or error occurs during processing, the verb updates all of the count and length variables with a value of zero.

The Key Token Parse2 verb performs no cryptographic services.

To use this verb, specify the following:

- An external or internal variable-length symmetric key-token (version X'05') to be parsed.

This parameter does not accept a key label. The key token must be provided from application storage. If a key token located in key storage needs to be parsed, use the AES Key Record Read verb to retrieve it into application storage before calling this verb.

See “HMAC key token” on page 1153 for the format of this key token. A review of this format information will greatly assist in understanding the output variables of this verb.

- A rule-array-count value large enough for the verb to return keywords about the input key-token in the rule-array buffer .

To determine the exact count required, and also the required lengths of the other string variables, specify a value of zero. This causes the verb to return all count and length values without updating any string variables.

- Adequate buffer sizes for all of the output variables using the length parameters.

Format

The format of CSNBKTP2.

```
CSNBKTP2(
    return_code,
    reason_code,
    exit_data_length,
    exit_data,
    key_token_length,
    key_token,
    key_type,
    rule_array_count,
    rule_array,
    key_material_state,
    payload_bit_length,
    payload,
    key_verification_pattern_type,
    key_verification_pattern_length,
    key_verification_pattern,
    key_wrapping_method,
    key_hash_algorithm,
    key_name_length,
    key_name,
    TLV_data_length,
    TLV_data,
    user_associated_data_length,
    user_associated_data,
    verb_data_length,
    verb_data)
```

Parameters

The parameters for CSNBKTP2.

For the definitions of the *return_code*, *reason_code*, *exit_data_length*, and *exit_data* parameters, see “Parameters common to all verbs” on page 18.

key_token_length

Direction: Input

Type: Integer

Key Token Parse2 (CSNBKTP2)

A pointer to an integer variable containing the number of bytes of data in the **key_token** variable.

key_token

Direction: Input
Type: String

A pointer to a string variable containing an external or internal variable-length symmetric key-token to be disassembled. This parameter must not point to a key label.

key_type

Direction: Output
Type: String

A pointer to a string variable containing a keyword for the key type of the input key. The keyword is 8 bytes in length and is left-aligned and padded on the right with space characters. Valid *key_type* keywords are shown here:

CIPHER MAC	DESUESCV PINCALC	DKYGENKY PINPROT	EXPORTER PINPRW	IMPORTER SECMSG
---------------	---------------------	---------------------	--------------------	--------------------

Key types are described in [“Types of keys” on page 39](#).

rule_array_count

Direction: Input/Output
Type: Integer

A pointer to an integer variable containing the number of 8-byte elements in the *rule_array* variable. The minimum returned value is 3, and the maximum returned value is approximately 50. To determine the exact count required, and also the required lengths of the other string variables, specify a value of zero. This causes the verb to return all count and length values without updating any string variables.

On output, the variable is updated with the actual count of the rule-array keywords. An error is returned if a key token cannot be parsed or any of the output buffers are too small.

rule_array

Direction: Output
Type: String array

A pointer to a string variable containing an array of keywords. The keywords are 8 bytes in length, and are left-aligned and padded on the right with space characters. The returned rule array keywords express the contents of the token.

While Key Token Build2 (CSNBKTB2) assembles an internal variable-length symmetric key-token in application storage from information that you supply via the key words in the verb's **rule_array** parameter, Key Token Parse2 disassembles an input key-token into separate pieces of information which are stored in this verb's **rule_array** as output. Some of the keywords of Key Token Build2 and Key Token Parse2 therefore have the same meaning.

Keyword	Description
Header section	
Token identifier (one required)	
EXTERNAL	Specifies to disassemble an external variable-length symmetric key-token.

<i>Table 101. Keywords for Key Token Parse2 (continued)</i>	
Keyword	Description
INTERNAL	Specifies to disassemble an internal variable-length symmetric key-token.
Wrapping information section	
Key status (one returned). Refer to the key_material_state variable for additional details.	
NO-KEY	Key token does not contain a key. The payload variable is empty.
KEY	Key token contains a partial or complete key. The payload variable contains the clear or encrypted key.
Key verification pattern (KVP) type	
Note: Not a keyword. Value returned in key_verification_pattern_type variable.	
KVP	
Note: Not a keyword. Value returned in key_verification_pattern variable.	
Encrypted section key-wrapping method	
Note: Not a keyword. Value returned in key_wrapping_method variable.	
Hash algorithm used for wrapping	
Note: Not a keyword. Value returned in key_hash_algorithm variable.	
Associated data section	
Type of algorithm for which the key can be used (one returned)	
AES	Specifies the AES algorithm.
DES	Specifies the DES algorithm.
HMAC	Specifies the HMAC algorithm.
Key type	
Note: Not a keyword. Value returned in key_type variable.	

<i>Table 101. Keywords for Key Token Parse2 (continued)</i>	
Keyword	Description
Key-usage field keywords depend on key type:	
Key type Reference	
CIPHER Refer to Table 86 on page 309 .	
DESUESCV No key-usage field keywords.	
DKYGENKY Refer to Table 87 on page 313 .	
EXPORTER Refer to Table 88 on page 317 .	
IMPORTER Refer to Table 89 on page 321 .	
MAC For AES token algorithm, refer to Table 90 on page 325 . For HMAC token algorithm, refer to Table 91 on page 328 .	
PINCALC Refer to Table 92 on page 330 .	
PINPROT Refer to Table 94 on page 333 .	
PINPRW Refer to Table 95 on page 337 .	
SECMSG Refer to Table 97 on page 342 .	
Key-management field 1, high order byte	
<i>Symmetric-key export control (one returned, all key types)</i>	
NOEX-SYM	Prohibit export using symmetric key.
XPRT-SYM	Allow export using symmetric key.
<i>Unauthenticated asymmetric-key export control (one returned, all key types)</i>	
NOEXUASY	Prohibit export using an unauthenticated asymmetric key.
XPRTUASY	Allow export using unauthenticated asymmetric key.
<i>Authenticated asymmetric-key export control (one returned, all key types)</i>	
NOEXAASY	Prohibit export using authenticated asymmetric key.
XPRTAASY	Allow export using authenticated asymmetric key.
Key-management field 1, low-order byte	
<i>DES-key export control (one returned, AES algorithm only)</i>	
NOEX-DES	Prohibit export using DES key
XPRT-DES	Allow export using DES key.
<i>AES-key export control (one returned, AES algorithm only)</i>	
NOEX-AES	Prohibit export using AES key.

<i>Table 101. Keywords for Key Token Parse2 (continued)</i>	
Keyword	Description
XPRT-AES	Allow export using AES key.
<i>RSA-key export control (one returned, AES algorithm only)</i>	
NOEX-RSA	Prohibit export using RSA key
XPRT-RSA	Allow export using RSA key.
NOEX-RAW	Prohibit export using raw key
XPRT-RAW	Allow export using raw key.
Key-management field 2, high order byte	
<i>Key completeness (one returned, all key types)</i>	
MIN3PART	Key if present is incomplete. Key requires at least 2 more parts.
MIN2PART	Key if present is incomplete. Key requires at least 1 more part.
MIN1PART	Key if present is incomplete. Key can be completed or have more parts added.
KEYCMPLT	Key if present is complete. No more parts can be added.
Key-management field 2, low-order byte	
<i>Security history (one returned, all key types)</i>	
UNTRUSTD	Key was encrypted with an untrusted KEK.
WOTUATTR	Key was in a format without type/usage attributes.
WWEAKKEY	Key was encrypted with key weaker than itself.
NOTCCAFM	Key was in a non-CCA format.
WECBMODE	Key was encrypted in ECB mode.
Key-management field 3, high order byte	
<i>Pedigree original rules (one returned, all key types)</i>	
POUNKNWN	Unknown.
POOTHER	Other. Method other than those defined here, probably used in UDX.
PORANDOM	Randomly generated.
POKEYAGR	Established by key agreement such as Diffie-Hellman.
POCLRKC	Created from cleartext key components.
POCLRKV	Entered as a cleartext key value.
PODERVD	Derived from another key.
POKPSEC	Cleartext keys or key parts that were entered at TKE and secured from there to the target card.
Key-management field 3, low-order byte	
<i>Pedigree current rule (one returned, all key types)</i>	
PCUNKNWN	Unknown.
PCOTHER	Other. Method other than those defined here, probably used in UDX.
PCRANDOM	Randomly generated.

<i>Table 101. Keywords for Key Token Parse2 (continued)</i>	
Keyword	Description
PCKEYAGR	Established by key agreement such as Diffie-Hellman.
PCCLCOMP	Created from cleartext key components.
PCCLVAL	Entered as a cleartext key value.
PCDERVD	Derived from another key.
PCMVARWP	Imported from CCA version X'05' variable-length symmetric key-token with pedigree field.
PCMVARNP	Imported from CCA version X'05' variable-length symmetric key-token with no pedigree field.
PCMWCV	Imported from CCA key-token that contained a nonzero control vector.
PCMNOCV	Imported from CCA key-token that had no control vector or contained a zero control vector.
PCMT31WC	Imported from a TR-31 key block that contained a control vector (ATTR-CV option).
PCMT31NC	Imported from a TR-31 key block that did not contain a control vector.
PCMPK1-2	Imported using PKCS 1.2 RSA encryption.
PCMOAEP	Imported using PKCS OAEP encryption.
PCMPKA92	Imported using PKA92 RSA encryption.
PCMZ-PAD	Imported using RSA ZERO-PAD encryption.
PCCNVTWC	Converted from a CCA key-token that contained a nonzero control vector.
PCCNVTNC	Converted from a CCA key-token that had no control vector or contained a zero control vector.
PCKPSEC	Cleartext keys or key parts that were entered at TKE and secured from there to the target card.
PCXVARWP	Exported from CCA version X'05' variable-length symmetric key-token with pedigree field.
PCXVARNP	Exported from CCA version X'05' variable-length symmetric key-token with no pedigree field.
PCXOAEP	Exported using PKCS OAEP encryption.
Optional clear key or encrypted AESKW payload section	
<i>Payload</i>	
Note: Not a keyword. Value returned in the payload variable.	

key_material_state**Direction:** Output**Type:** Integer

A pointer to an integer variable containing the indicator for the current state of the key material. The valid values are:

- 0** No key present (internal or external)
- 1** Key is clear (internal), payload bit length is clear-key bit length
- 2** Key is encrypted under a KEK (external)
- 3** Key is encrypted under the master key (internal)

payload_bit_length**Direction:** Input/Output**Type:** Integer

A pointer to an integer variable containing the number of bits in the token payload. If no key is present, the returned value is 0.

If a clear key is present, the returned value is in the following range:

AES

128, 192, or 256

HMAC

80 - 2048

payload**Direction:** Output**Type:** String

A pointer to a string variable containing the key material payload. The *payload* parameter must be addressable up to the nearest byte boundary above the *payload_bit_length* if the *payload_bit_length* is not a multiple of 8. This field will contain the clear key or the encrypted key material.

key_verification_pattern_type**Direction:** Output**Type:** Integer

A pointer to an integer variable containing the indicator for the type of key verification pattern used. The valid values are:

0

No KVP

1

AESMK (8 left-most bytes of SHA-256 hash(X'01' || clear AES MK))

2

KEK VP (8 left-most bytes of SHA-256 hash(X'01' || clear KEK))

key_verification_pattern_length**Direction:** Input/Output**Type:** Integer

A pointer to an integer variable containing the number of bytes of data in the *key_verification_pattern* parameter. The valid values are 0, 8, or 16. The value 16 is reserved.

key_verification_pattern**Direction:** Output**Type:** String

A pointer to a string variable containing the key verification pattern (KVP) of the key-encrypting key used to wrap this key. If the *key_verification_pattern_type* value indicates that a key verification pattern is present, the pattern will be copied from the token, otherwise this variable is empty.

key_wrapping_method**Direction:** Output**Type:** Integer

Key Token Parse2 (CSNBKTP2)

A pointer to an integer variable containing the indicator for the encrypted section key-wrapping method used to protect the key payload. The valid values are:

- 0** NONE (for clear keys or no key)
- 2** AESKW (for external or internal key wrapped with an AES KEK)
- 3** PKOAEP2 (for external tokens wrapped with an RSA public key)

key_hash_algorithm

Direction: Output

Type: Integer

A pointer to an integer variable containing the indicator for the hash algorithm used for wrapping in the key token. The valid values are as follows:

Value	Hash algorithm	Key-wrapping method		
		X'00' (clear key)	X'02' (AESKW)	X'03' (PKOAEP2)
0	No hash	X		
1	SHA-1			X
2	SHA-256		X	X
4	SHA-384			X
8	SHA-512			X

key_name_length

Direction: Input/Output

Type: Integer

A pointer to an integer variable containing the number of bytes of data in the *key_name* variable. The returned value can be 0 or 64.

key_name

Direction: Output

Type: String

A pointer to a string variable containing the optional key label to be stored in the associated data structure of the key token. If there is no key name, then this variable is empty.

TLV_data_length

Direction: Input/Output

Type: Integer

A pointer to an integer variable containing the number of bytes of data in the *TLV_data* variable. The returned value is currently always zero.

TLV_data

Direction: Output

Type: String

A pointer to a string variable containing the optional tag-length-value (TLV) section. This field is currently unused.

user_associated_data_length

Direction: Input/Output

Type: Integer

The *user_associated_data_length* parameter is a pointer to an integer variable containing the number of bytes of data in the *user_associated_data* variable. The returned value is 0 - 255.

user_associated_data

Direction: Output

Type: String

A pointer to a string variable containing the user-associated data to be stored in the key token. This user-definable data is cryptographically bound to the key if it is encrypted. If there is no user-defined associated data, this variable is empty.

verb_data_length

Direction: Input/Output

Type: Integer

A pointer to an integer variable containing the number of bytes of data in the **verb_data** variable. The returned value is zero if the returned **key_type** variable is not DKYGENKY. Otherwise the value can be greater than zero and is a multiple of 8.

verb_data

Direction: Output

Type: String

A pointer to a string variable containing any related key-usage field keywords of an AES DKYGENKY key for the for the type of key to be diversified:

DKYGENKY type of key to diversify	Meaning of verb_data keywords
D-CIPHER	Key usage fields for AES CIPHER key.
D-EXP	Key usage fields for AES EXPORTER key.
D-IMP	Key usage fields for AES IMPORTER key.
D-MAC	Key usage fields for AES MAC key.
D-PPROT	Key-usage fields for AES PINPROT key.
D-PCALC	Key-usage fields for AES PINCALC key.
D-PPRW	Key-usage fields for AES PINPRW key.
D-SECMSG	Key-usage fields for AES SECMSG key.

Required commands

The required commands for CSNBKTP2.

None.

Usage notes

The usage notes for CSNBKTP2.

If an error occurs while processing the input token, all output lengths are updated to zero and an error is returned.

JNI version

This verb has a Java Native Interface (JNI) version, which is named CSNBKTP2J.

See [“Building Java applications using the CCA JNI”](#) on page 23.

Format

```
public native void CSNBKTP2J(  
    hikmNativeNumber return_code,  
    hikmNativeNumber reason_code,  
    hikmNativeNumber exit_data_length,  
    byte[] exit_data,  
    hikmNativeNumber key_token_length,  
    byte[] key_token,  
    byte[] key_type,  
    hikmNativeNumber rule_array_count,  
    byte[] rule_array,  
    hikmNativeNumber key_material_state,  
    hikmNativeNumber payload_bit_length,  
    byte[] payload,  
    hikmNativeNumber key_verification_pattern_type,  
    hikmNativeNumber key_verification_pattern_length,  
    byte[] key_verification_pattern,  
    hikmNativeNumber key_wrapping_method,  
    hikmNativeNumber key_hash_algorithm,  
    hikmNativeNumber key_name_length,  
    byte[] key_name,  
    hikmNativeNumber TLV_data_length,  
    byte[] TLV_data,  
    hikmNativeNumber user_associated_data_length,  
    byte[] user_associated_data,  
    hikmNativeNumber verb_data_length,  
    byte[] verb_data);
```

Key Translate (CSNBKTR)

The Key Translate verb uses one key-encrypting key to decipher an input key and then enciphers this key using another key-encrypting key within the secure environment.

Note:

- All key labels must be unique.
- This verb supports PCI-HSM 2016 compliant-tagged key tokens.

Format

The format of CSNBKTR.

```
CSNBKTR(  
    return_code,  
    reason_code,  
    exit_data_length,  
    exit_data,  
    input_key_token,  
    input_KEK_key_identifier,  
    output_KEK_key_identifier,  
    output_key_token)
```

Parameters

The parameters for CSNBKTR.

For the definitions of the *return_code*, *reason_code*, *exit_data_length*, and *exit_data* parameters, see “Parameters common to all verbs” on page 18.

input_key_token

Direction: Input

Type: String

A 64-byte string variable containing an external key token. The external key token contains the key to be re-enciphered (translated).

input_KEK_key_identifier

Direction: Input/Output

Type: String

A 64-byte string variable containing the internal key token or the key label of an internal key token record in the DES key storage file. The internal key token contains the key-encrypting key used to decipher the key. The internal key token must contain a control vector that specifies an IMPORTER or IKEYXLAT key type. The control vector for an IMPORTER key must have the XLATE bit set to B'1'.

output_KEK_key_identifier

Direction: Input/Output

Type: String

A 64-byte string variable containing the internal key token or the key label of an internal key token record in the DES key storage file. The internal key token contains the key-encrypting key used to encipher the key. The internal key token must contain a control vector that specifies an EXPORTER or OKEYXLAT key type. The control vector for an EXPORTER key must have the XLATE bit set to B'1'.

output_key_token

Direction: Output

Type: String

A 64-byte string variable containing an external key token. The external key token contains the re-enciphered key.

Restrictions

The restrictions for CSNBKTR.

- Triple length DATA key tokens are not supported.
- Beginning with Release 5.4 and Release 6.2, this verb supports triple-length TDES keys. For a list of supported triple-length TDES key types beginning with Release 5.4 and Release 6.2, see [Table 10 on page 67](#).

Required commands

The required commands for CSNBKTR.

This verb requires the **Key Translate** command (offset X'001F') to be enabled in the active role.

In releases before Release 5.4 and Release 6.2, triple-length TDES keys are not supported, thus limiting an outbound TDES key to double length. Beginning with Release 5.4, triple-length TDES keys are supported, and an outbound TDES key can be double-length or triple-length. This makes it possible for

data that is encrypted using a triple-length key to be translated to data encrypted using a weaker double-length key. Such a translation reduces the security of the data and causes a security exposure, and CCA normally restricts such a translation from occurring. To override this restriction, the **Translate from DES Key to Weaker DES Key** command (offset X'01C3') must be enabled in the active role.

Note: This command affects multiple verbs. See [Chapter 26, “Access control points and verbs,”](#) on page 1259.

Also, beginning with Release 5.4 and Release 6.2, it is possible to do a translation using an output key that is weaker than the input key. To disallow this, set the command shown in [Table 102](#) on page 366:

Algorithm of input KEK key	Algorithm of output KEK key	Command offset (Release 5.4 or later)	Command to disallow translation using a weaker key
DES	DES	X'01C7'	Disallow Translation from a DES Key to a Weaker DES Key

Note: This command affects multiple verbs. See [Chapter 26, “Access control points and verbs,”](#) on page 1259.

Usage notes

The usage notes for CSNBKTR.

None.

JNI version

This verb has a Java Native Interface (JNI) version, which is named CSNBKTRJ.

See [“Building Java applications using the CCA JNI”](#) on page 23.

Format

```
public native void CSNBKTRJ(
    hikmNativeNumber return_code,
    hikmNativeNumber reason_code,
    hikmNativeNumber exit_data_length,
    byte[]            exit_data,
    byte[]            input_key_token,
    byte[]            input_KEK_key_identifier,
    byte[]            output_KEK_key_identifier,
    byte[]            output_key_token);
```

Key Translate2 (CSNBKTR2)

The Key Translate2 verb uses one key-encrypting key to decipher an input key and then enciphers this key using another key-encrypting key within the secure environment.

It can also be used to change the wrapping method of the key with a single key-encrypting key.

To re-encipher a key token, specify the external key token, input and output key-encrypting keys. You can specify which key wrapping method to use. If no wrapping method is specified, the wrapping method of the *input_key_token* will be used.

To change the wrapping method of an external DES key token, specify the REFORMAT rule array keyword, the wrapping method to use, the external key token, and the input key-encrypting key. If no wrapping method is specified, the system default wrapping method will be used. Note that the *output_KEK_identifier* will be ignored.

To convert an operational AES DATA token (version X'04') to an operational AES CIPHER token (version X'05') or vice versa, specify the REFORMAT rule array keyword, the operational key token as **input_key_token**, and either a NULL token or skeleton token as **output_key_token**. Note that both

the **input_KEK_identifier** and the **output_KEK_identifier** will be ignored as the corresponding lengths must be zero.

To convert an internal or external variable-length AES key token (version X'05') from a variable-length payload to a fixed-length payload, specify the **V1PYLD** rule array keyword. The fixed-length payload will obfuscate the key length. This keyword is only valid for the CIPHER, EXPORTER and IMPORTER key types.

To convert an internal or external variable-length AES key token (version X'05') from a fixed-length payload to a variable-length payload, specify the **VOPYLD** rule array keyword. This keyword is only valid for the CIPHER, EXPORTER and IMPORTER key types.

Note:

- All key labels must be unique.
- This verb supports PCI-HSM 2016 compliant-tagged key tokens.
- It can check if the key token to be translated or reformatted can have the PCI-HSM 2016 compliance tag. For this purpose, specify the COMP-CHK rule array keyword.
- To convert a key token from a non-compliant-tagged key token to a compliant-tagged key token, specify the COMP-TAG rule array keyword.

Format

The format of CSNBKTR2.

```
CSNBKTR2(
    return_code,
    reason_code,
    exit_data_length,
    exit_data,
    rule_array_count,
    rule_array,
    input_key_token_length,
    input_key_token,
    input_KEK_key_identifier_length,
    input_KEK_key_identifier,
    output_KEK_key_identifier_length,
    output_KEK_key_identifier,
    output_key_token_length,
    output_key_token)
```

Parameters

The parameters for CSNBKTR2.

For the definitions of the *return_code*, *reason_code*, *exit_data_length*, and *exit_data* parameters, see [“Parameters common to all verbs” on page 18](#).

rule_array_count

Direction: Input
Type: Integer

The number of keywords you supplied in the *rule_array* parameter. This value must be 0, 1, 2, or 3.

rule_array

Direction: Input
Type: String array

Keywords that provide control information to the verb. The keywords must be 8 bytes of contiguous storage with the keyword left-aligned in its 8-byte location and padded on the right with blanks. The *rule_array* keywords are described in [Table 103 on page 368](#).

Table 103. Keywords for Key Translate2 control information	
Keyword	Description
Encipherment (Optional)	
COMP-CHK	Check if the key token to be translated or reformatted can have the PCI-HSM 2016 compliance tag.
COMP-TAG	Convert the input key token into a PCI-HSM 2016 compliant-tagged token. This requires that the domain at first is in full PCI-HSM 2016 compliance mode and from there enters into the <i>migration mode</i> , which is a temporary reduced mode of an active PCI-HSM 2016 mode (see also “Migration mode” on page 1318).
REFORMAT	Reformat the input_key_token . <ul style="list-style-type: none"> When the input_key_token is a DES key token, reformat with the Key Wrapping Method specified. When the input_key_token is an operational AES key token, either reformat an AES DATA key (version X'04') to an AES CIPHER key (version X'05') or the reverse (version X'05' to version X'04').
TRANSLAT	Translate the input_key_token from encipherment under the input_KEK_identifier to encipherment under the output_KEK_identifier . This is the default.
V1PYLD	Reencipher an input variable-length AES key token (version X'05') to a payload version1 (fixed-length) key token. This keyword is only valid for the CIPHER, EXPORTER and IMPORTER key types.
V0PYLD	Reencipher an input variable-length AES key token (version X'05') to a payload version 0 (variable-length) key token. This keyword is only valid for the CIPHER, EXPORTER and IMPORTER key types.
Key-wrapping method (optional, valid only if input_key_token is an external DES key token)	
USECONFG	This is the default. Specifies to wrap the key using the configuration setting for the default wrapping method. The default wrapping method configuration setting may be changed using the TKE. This keyword is ignored for AES keys.
WRAP-ENH	Use enhanced key wrapping method, which is compliant with the ANSI X9.24 standard.
WRAP-ECB	Use original key wrapping method, which uses ECB wrapping for DES key tokens.
Translation control (Optional, valid only with WRAP-ENH)	
ENH-ONLY	Restrict the re-wrapping of the <i>output_key_token</i> . Once the token has been wrapped with the enhanced method, it cannot be re-wrapped using the original method.
Algorithm (One required, if the V0PYLD or V1PYLD keyword is specified)	
AES	Specifies that the input key is an AES key. Where used, the key-encrypting keys will be AES transport keys.
DES	Specifies that the input key is a DES key. Where used, the key-encrypting keys will be DES transport keys. This is the default.
HMAC	Specifies that the input key is an HMAC key. Where used, the key-encrypting keys will be AES transport keys.

input_key_token_length**Direction:** Input**Type:** Integer

The length of the *input_key_token* in bytes. The maximum value allowed is 725.

input_key_token

Direction: Input
Type: String

A variable length string variable containing the external key token. The external key token contains the key to be re-enciphered (or re-wrapped).

input_KEK_key_identifier_length

Direction: Input
Type: Integer

The length of the *input_KEK_key_identifier* in bytes. The maximum value allowed is 725.

input_KEK_key_identifier

Direction: Input/Output
Type: String

A variable length string variable containing the internal key token or the key label of an internal key token record in the key storage file. The internal key token contains the key-encrypting key used to decipher the key. The internal key token must contain a control vector that specifies an IMPORTER or IKEYXLAT key type. The control vector for an IMPORTER key must have the XLATE bit set to B'1'.

output_KEK_key_identifier_length

Direction: Input
Type: Integer

The length of the *output_KEK_key_identifier* in bytes. The maximum value is 725.

If the REFORMAT keyword is specified, this value must be 0.

output_KEK_key_identifier

Direction: Input/Output
Type: String

A variable length string variable containing the internal key token or the key label of an internal key token record in the key storage file. The internal key token contains the key-encrypting key used to encipher the key. The internal key token must contain a control vector that specifies an EXPORTER or OKEYXLAT key type. The control vector for an exporter key must have the XLATE bit set to B'1'.

If the REFORMAT keyword is specified, this parameter is ignored.

output_key_token_length

Direction: Input/Output
Type: Integer

On input, the length of the output area provided for the *output_key_token*. This must be at least 64 bytes. On output, the parameter is updated with the length of the token copied to the *output_key_token*.

output_key_token

Direction: Input/Output
Type: String

Key Translate2 (CSNBKTR2)

A variable length string variable containing an external key token. The external key token contains the re-enciphered key.

If the REFORMAT keyword is specified and the **input_key_token** is an AES DATA key (version X'04'), **output_key_token** must contain an AES CIPHER key (version X'05') on input. The algorithm rule array keyword must specify AES and the token must have the following characteristics:

- Algorithm is AES
- Key type CIPHER
- Key-usage field 2 either allows the key to be used for Cipher Block Chaining (CBC) mode or allows the key to be used for Electronic Code Book (ECB) mode.
- Key-management field 1 either allows the key to be exported to CPACF (XPRTCPAC option to CSNBKTB2) or does not.

Otherwise, this field is ignored on input.

On output, a variable length string variable containing the key token that was translated or reformatted.

If the REFORMAT keyword is specified, and the **input_key_token** is an AES DATA key (version X'04'), on output, the **output_key_token** is updated with the following characteristics:

- Key-usage field 1 allows the key to be used for encryption and decryption.
- Key-management field 1 allows export using symmetric, unauthenticated asymmetric, and authenticated asymmetric transport keys, and allows export using DES, AES, and RSA transport keys. If the **output_key_token** was an AES CIPHER key token with CPACF export enabled in key-management field 1 then this is enabled in the returned **output_key_token**.
- Key-management field 2 indicates that the key is complete.

Restrictions

The restrictions for CSNBKTR2.

- This verb does not support version X'10' external DES key tokens (RKX key tokens).
- As of CCA 5.4 and CCA 6.2, this verb supports three-key TDES keys. As a key management service this includes triple-length TDES key encrypting keys (KEKs). For a list of supported triple-length TDES key types beginning with Release 5.4 and Release 6.2, see [Table 10 on page 67](#).

Required commands

The required commands for CSNBKTR2.

This verb requires the **Key Translate2 - Allow use of REFORMAT** command (offset X'014B') to be enabled in the active role if the REFORMAT re-encipherment keyword is used.

Otherwise, the verb requires the **Key Translate2** command (offset X'0149') to be enabled.

To use the translation control keyword WRAP-ECB or WRAP-ENH when the default key-wrapping method setting does not match the keyword, the **Key Translate2 - Allow wrapping override keywords** command (offset X'014A') must be enabled.

If the WRAP-ECB translation-control keyword is specified and the key in the input key token is wrapped by the enhanced wrapping method (WRAP-ENH), the verb requires the **CKDS Conversion2 - Convert from enhanced to original** command (offset X'0147') to be enabled. An active role with offset X'0149' enabled can also use the Key Token Change verb to translate a key from the enhanced key-wrapping method to the less-secure legacy method.

The **Key Translate2 - Disallow AES ver 5 to ver 4 conversion** command (offset X'032A') prevents CIPHER keys, which are in variable-length AES key tokens (newer version X'05') and wrapped under the AES master-key, from being reformatted into DATA keys, which are in fixed-length AES key tokens (older version X'04') and wrapped under the less-secure DES master-key. This command overrides the **Key Translate2 - Allow use of REFORMAT** command (offset X'014B').

In releases before Release 5.4 and Release 6.2, triple-length TDES keys are not supported, thus limiting an outbound TDES key to double length. Beginning with Release 5.4, Triple-length TDES keys are supported, and an outbound TDES key can be double-length or triple-length. This makes it possible for data that is encrypted using a triple-length key to be translated to data encrypted using a weaker double-length key. Such a translation reduces the security of the data and causes a security exposure, and CCA normally restricts such a translation from occurring. To override this restriction, the **Cipher Text Translate2 - Allow translate to weaker DES** command (offset X'01C3') must be enabled in the active role.

Note: This command affects multiple verbs. See [Chapter 26, “Access control points and verbs,”](#) on page 1259.

Also, beginning with Release 5.4 and Release 6.2, it is possible to do a translation using an output key that is weaker than the input key. To disallow this, set the command shown in [Table 104](#) on page 371:

Algorithm of input KEK key	Algorithm of output KEK key	Command offset (Release 5.4 or later)	Command to disallow translation using a weaker key
AES	DES	X'01C5'	Disallow translation from AES wrapping to DES wrapping
AES	AES	X'01C6'	Disallow translation from AES wrapping to weaker AES wrapping
DES	DES	X'01C7'	Disallow translation from DES wrapping to weaker DES wrapping

Note: This command affects multiple verbs. See [Chapter 26, “Access control points and verbs,”](#) on page 1259.

Usage notes

The usage notes for CSNBKTR2.

None.

JNI version

This verb has a Java Native Interface (JNI) version, which is named CSNBKTR2J.

See [“Building Java applications using the CCA JNI”](#) on page 23.

Format

```
public native void CSNBKTR2J(
    hikmNativeNumber return_code,
    hikmNativeNumber reason_code,
    hikmNativeNumber exit_data_length,
    byte[] exit_data,
    hikmNativeNumber rule_array_count,
    byte[] rule_array,
    hikmNativeNumber input_key_token_length,
    byte[] input_key_token,
    hikmNativeNumber input_KEK_key_identifier_length,
    byte[] input_KEK_key_identifier,
    hikmNativeNumber output_KEK_key_identifier_length,
    byte[] output_KEK_key_identifier,
    hikmNativeNumber output_key_token_length,
    byte[] output_key_token);
```

Multiple Clear Key Import (CSNBCKM)

Use the Multiple Clear Key Import verb to import a clear single, double, or triple-length DATA key that is to be used to encipher or decipher data.

This verb can import only DATA keys. Multiple Clear Key Import accepts a clear DATA key, enciphers it under the master key, and returns the encrypted DATA key in operational form in an internal key token.

Format

The format of CSNBCKM.

```
CSNBCKM(
    return_code,
    reason_code,
    exit_data_length,
    exit_data,
    rule_array_count,
    rule_array,
    clear_key_length,
    clear_key,
    target_key_identifier)
```

Parameters

The parameter definitions for CSNBCKM.

For the definitions of the *return_code*, *reason_code*, *exit_data_length*, and *exit_data* parameters, see “Parameters common to all verbs” on page 18.

rule_array_count

Direction: Input

Type: Integer

A pointer to an integer variable containing the number of elements in the *rule_array* variable. This value must be 0, 1, 2, or 3.

rule_array

Direction: Input

Type: String array

Zero or one keyword that supplies control information to the verb. The keyword must be in eight bytes of contiguous storage, left-aligned and padded on the right with blanks. The *rule_array* keywords are described in [Table 105 on page 372](#).

<i>Table 105. Keywords for Multiple Clear Key Import control information</i>	
Keyword	Description
Algorithm (On, optional)	
AES	The key should be enciphered under the master key as an AES key.
DES	The key should be enciphered under the master key as a DES key. This is the default.
Key-wrapping method (One, optional)	
USECONFIG	This is the default. Specifies to wrap the key using the configuration setting for the default wrapping method. The default wrapping method configuration setting may be changed using the TKE. This keyword is ignored for AES keys.

<i>Table 105. Keywords for Multiple Clear Key Import control information (continued)</i>	
Keyword	Description
WRAP-ENH	Specifies to wrap the key using the legacy wrapping method. This keyword is ignored for AES keys.
WRAP-ECB	Specifies to wrap the key using the enhanced wrapping method. Valid only for DES keys.
Translation control (Optional). This is valid only with key-wrapping method WRAP-ENH or with USECONFIG when the default wrapping method is WRAP-ENH. This option cannot be used on a key with a control vector valued to binary zeros.	
ENH-ONLY	Specifies to restrict the key from being wrapped with the legacy wrapping method after it has been wrapped with the enhanced wrapping method. Sets bit 56 (ENH-ONLY) of the control vector to B'1'.

clear_key_length

Direction: Input
Type: Integer

The *clear_key_length* specifies the length of the clear key value to import. This length must be 8, 16, or 24.

clear_key

Direction: Input
Type: String

The *clear_key* specifies the clear key value to import.

target_key_identifier

Direction: Output
Type: String

A 64-byte string that is to receive the internal key token. [Chapter 20, “Key token formats,”](#) on page 997 describes the key tokens.

Restrictions

The restrictions for CSNBCKM.

As of CCA 5.4 and CCA 6.2, this verb supports three-key TDES keys. As a key management service this includes triple-length TDES key encrypting keys (KEKs). For a list of supported triple-length TDES key types beginning with Release 5.4 and Release 6.2, see [Table 10 on page 67](#).

Required commands

The CSNBCKM required commands.

This verb requires the following commands to be enabled in the active role based on the algorithm or key-wrapping method:

Algorithm or method	Offset	Command
AES	X'0129'	Multiple Clear Key Import/Multiple Secure Key Import - AES

PKA Decrypt (CSNDPKD)

Algorithm or method	Offset	Command
DES	X'00C3'	Clear Key Import/Multiple Clear Key Import - DES
WRAP-ECB or WRAP-ENH used, and default key-wrapping method setting does not match keyword	X'0141'	Multiple Clear Key Import - Allow wrapping override keywords

Note: Note: A role with offset X'00C3' can also use the Clear Key Import verb.

Usage notes

Usage notes for CSNBCKM.

This verb produces an internal DATA token with a control vector which is usable on the Cryptographic Coprocessor Feature. If a valid internal token is supplied as input to the verb in the *target_key_identifier* field, that token's control vector will not be used in the encryption of the clear key value.

JNI version

This verb has a Java Native Interface (JNI) version, which is named CSNBCKMJ.

See [“Building Java applications using the CCA JNI”](#) on page 23.

Format

```
public native void CSNBCKMJ(  
    hikmNativeNumber return_code,  
    hikmNativeNumber reason_code,  
    hikmNativeNumber exit_data_length,  
    byte[] exit_data,  
    hikmNativeNumber rule_array_count,  
    byte[] rule_array,  
    hikmNativeNumber clear_key_length,  
    byte[] clear_key,  
    byte[] target_key_identifier);
```

PKA Decrypt (CSNDPKD)

Use this verb to decrypt (unwrap) a formatted key value. This verb unwraps the key, parses it, and returns the parsed value to the application in the clear.

PKCS 1.2 and ZERO-PAD formatting are supported. For PKCS 1.2, the decrypted data is examined to ensure that it meets RSA DSI PKCS #1 block type 2 format specifications. ZERO-PAD is supported only for external or clear RSA private keys.

For the PKCSOAEP recovery method keyword, the decrypted data is examined to ensure that it meets the RSAES-OAEP scheme of the RSA PKCS #1 v2.0 standard. See also [“PKCS #1 hash formats”](#) on page 1256.

This verb allows the use of clear or encrypted RSA private keys. If an external clear key token is used, the master keys are not required to be installed in any cryptographic coprocessor and PKA verbs do not have to be enabled.

Note: This verb supports PCI-HSM 2016 compliant-tagged key tokens.

Format

The format of CSNDPKD.

```
CSNDPKD(
    return_code,
    reason_code,
    exit_data_length,
    exit_data,
    rule_array_count,
    rule_array,
    PKA_enciphered_keyvalue_length,
    PKA_enciphered_keyvalue,
    data_structure_length,
    data_structure,
    PKA_key_identifier_length,
    PKA_key_identifier,
    target_keyvalue_length,
    target_keyvalue)
```

Parameters

The parameters for CSNDPKD.

For the definitions of the *return_code*, *reason_code*, *exit_data_length*, and *exit_data* parameters, see [“Parameters common to all verbs” on page 18](#).

rule_array_count

Direction: Input

Type: Integer

A pointer to an integer variable containing the number of elements in the *rule_array* variable. This value must be 1 or 2.

rule_array

Direction: Input

Type: String array

The keyword that provides control information to the verb. The keyword is left-aligned in an 8-byte field and padded on the right with blanks. The *rule_array* keywords are described in [Table 106 on page 375](#).

Table 106. Keywords for PKA Decrypt control information	
Keyword	Description
Recovery method (one required). Specifies the method to use to recover the key value.	
PKCS-1.2	Specifies that the key is formatted as defined in the RSA PKCS #1 v2.0 standard for the RSAES-PKCS1-v1_5 encryption/decryption scheme. Formerly known as the block-type 02 method. See “PKCS #1 hash formats” on page 1256 .
PKCSOAEP	Specifies that the key is formatted as defined in the RSA PKCS #1 v2.0 standard for the RSAES-OAEP encryption/decryption scheme. See “PKCS #1 hash formats” on page 1256 .
ZERO-PAD	The input <i>PKA_enciphered_keyvalue</i> is decrypted using the RSA private key. The entire result (including leading zeros) is returned in the <i>target_keyvalue</i> field. The <i>PKA_key_identifier</i> must be an external RSA token or the label of an external token.
Hash method (One required for PKCSOAEP, not allowed for any other recovery method).	
SHA-1	Specifies to use the SHA-1 hash method to calculate the OAEP message hash.

Table 106. Keywords for PKA Decrypt control information (continued)	
Keyword	Description
SHA-256	Specifies to use the SHA-256 hash method to calculate the OAEP message hash.

PKA_enciphered_keyvalue_length

Direction: Input
Type: Integer

The length of the *PKA_enciphered_keyvalue* parameter in bytes. The maximum size that you can specify is 256 bytes. The length should be the same as the modulus length of the *PKA_key_identifier*.

PKA_enciphered_keyvalue

Direction: Input
Type: String

This field contains the key value protected under an RSA public key. This byte-length string is left-aligned within the *PKA_enciphered_keyvalue* parameter.

data_structure_length

Direction: Input
Type: Integer

This value must be 0.

data_structure

Direction: Input
Type: String

This parameter is ignored.

PKA_key_identifier_length

Direction: Input
Type: Integer

The length of the *PKA_key_identifier* parameter. When the *PKA_key_identifier* is a key label, this field specifies the length of the label. The maximum size that you can specify is 2500 bytes.

PKA_key_identifier

Direction: Input
Type: String

An internal RSA private key token, the label of an internal RSA private key token, or an external RSA private key token containing a clear RSA private key in Modulus-Exponent or Chinese Remainder Theorem format. The corresponding public key was used to wrap the key value.

target_keyvalue_length

Direction: Input/Output
Type: Integer

The length of the *target_keyvalue* parameter. The maximum size that you can specify is 256 bytes. On return, this field is updated with the actual length of *target_keyvalue*.

If ZERO-PAD is specified, this length will be the same as the *PKA_enciphered_keyvalue_length* which is equal to the RSA modulus byte length.

target_keyvalue

Direction: Output
Type: String

This field will contain the decrypted, parsed key value. If ZERO-PAD is specified, the decrypted key value, including leading zeros, will be returned.

Restrictions

The restrictions for CSNDPKD.

- The exponent of the RSA public key must be odd.
- Rule array keywords PKCSOAEP, SHA-1, and SHA-256 are not supported in releases before Release 4.4.
- The **PKA Decipher - Key Data Disallow PKCS-1.2** command (offset X'020A'), the **PKA Decipher - Key Data Disallow ZERO-PAD** command (offset X'020B'), and the **PKA Decipher - Key Data Disallow PKCSOAEP** command (offset X'020C') are not defined in releases before Release 4.4.

Required commands

The required commands for CSNDPKD.

This verb requires the **PKA Decrypt** command (offset X'011F') to be enabled in the active role.

The PKA Decrypt verb also requires the following commands to be enabled in the active role to disallow the unwrapping of an encrypted key that has been formatted:

Rule-array keyword	Offset	Command
PKCS-1.2	X'020A'	PKA Decipher - Key Data Disallow PKCS-1.2
ZERO-PAD	X'020B'	PKA Decipher - Key Data Disallow ZERO-PAD
PKCSOAEP	X'020C'	PKA Decipher - Key Data Disallow PKCSOAEP

Usage notes

The usage notes for CSNDPKD.

The RSA private key must be enabled for key management functions.

The hardware configuration sets the limit on the modulus size of keys for key management; thus, this verb will fail if the RSA key modulus bit length exceeds this limit.

JNI version

This verb has a Java Native Interface (JNI) version, which is named CSNDPKDJ.

See [“Building Java applications using the CCA JNI”](#) on page 23.

Format

```
public native void CSNDPKDJ(
    hikmNativeNumber return_code,
    hikmNativeNumber reason_code,
    hikmNativeNumber exit_data_length,
    byte[] exit_data,
    hikmNativeNumber rule_array_count,
    byte[] rule_array,
    hikmNativeNumber PKA_enciphered_keyvalue_length,
```

PKA Encrypt (CSNDPKE)

```
byte[]          PKA_enciphered_keyvalue,  
hikmNativeNumber data_structure_length,  
byte[]          data_structure,  
hikmNativeNumber PKA_key_identifier_length,  
byte[]          PKA_key_identifier,  
hikmNativeNumber target_keyvalue_length,  
byte[]          target_keyvalue);
```

PKA Encrypt (CSNDPKE)

This verb encrypts a supplied clear key value under an RSA public key.

The supplied key can be formatted using the PKCS 1.2 or ZERO-PAD methods prior to encryption. Beginning with Release 4.4, the supplied key can also be formatted using the PKCSOAEP method. The *rule_array* keyword specifies the format of the key prior to encryption.

Note: This verb supports PCI-HSM 2016 compliant-tagged key tokens.

Format

The format of CSNDPKE.

```
CSNDPKE(  
    return_code,  
    reason_code,  
    exit_data_length,  
    exit_data,  
    rule_array_count,  
    rule_array,  
    keyvalue_length,  
    keyvalue,  
    data_structure_length,  
    data_structure,  
    PKA_key_identifier_length,  
    PKA_key_identifier,  
    PKA_enciphered_keyvalue_length,  
    PKA_enciphered_keyvalue)
```

Parameters

The parameters for CSNDPKE.

For the definitions of the *return_code*, *reason_code*, *exit_data_length*, and *exit_data* parameters, see [“Parameters common to all verbs” on page 18](#).

rule_array_count

Direction: Input

Type: Integer

A pointer to an integer variable containing the number of elements in the *rule_array* variable. This value must be 1 or 2.

rule_array

Direction: Input

Type: String array

A keyword that provides control information to the verb. The keyword is left-aligned in an 8-byte field and padded on the right with blanks. The *rule_array* keywords are described in [Table 107 on page 379](#).

Table 107. Keywords for PKA Encrypt control information	
Keyword	Description
Formatting Method (One, required). Specifies the method to use to format the key value prior to encryption.	
MRP	The key value will be padded on the left with binary zeros to the length of the PKA key modulus. The RSA public key can have an even or odd exponent.
PKCS-1.2	RSA DSI PKCS #1 block type 02 format will be used to format the supplied key value. In the RSA PKCS #1 v2.0 standard, RSA terminology describes this as the RSAES-PKCS1-v1_5 format.
PKCSOAEP	Specifies that the key is formatted as defined in the RSA PKCS #1 v2.0 standard for the RSAES-OAEP encryption/decryption scheme. See “PKCS #1 hash formats” on page 1256.
ZERO-PAD	Places the clear_source_data variable in the low-order bit positions of a bit string of the same length as the modulus. The data is padded on the left as needed with binary zeros to the length of the PKA key modulus. The RSA public key must have an odd exponent.
Hash method (One required for PKCSOAEP, not allowed for any other recovery method).	
SHA-1	Specifies to use the SHA-1 hash method to calculate the OAEP message hash.
SHA-256	Specifies to use the SHA-256 hash method to calculate the OAEP message hash.
Certificate validation method (One, required for VAL-CERT)	
RFC-2459	Attempt to validate the certificate using the semantics of RFC-2459.
RFC-3280	Attempt to validate the certificate using the semantics of RFC-3280
RFC-5280	Attempt to validate the certificate using the semantics of RFC-5280
RFC-ANY	Attempt to validate the certificate using first the semantics of RFC-2459, then RFC-3280, and then RFC-5280. If the certificate is not compliant with any RFC, the first error encountered (from RFC-2459 processing) is returned.
Public Key Infrastructure Usage (one, optional).	
PKI-CHK	Specifies that the X.509 certificate for the other party (KRD) is to be validated against the trust chain of the PKI hosted in the adapter. This requires that the CA credentials have been installed using the Trusted Key Entry (TKE) workstation. This is the default.
PKI-NONE	Specifies that the X.509 certificate for the other party (KRD) is not to be validated against the trust chain of the PKI hosted in the adapter. This is suitable if the certificate has been validated using host-based PKI services.

keyvalue_length

Direction: Input
Type: Integer

The length of the *keyvalue* parameter. The maximum field size is 256 bytes. The actual maximum size depends on the modulus length of *PKA_key_identifier* and the formatting method you specify in the *rule_array* parameter. See “Usage notes” on page 381.

keyvalue

Direction: Input
Type: String

This field contains the supplied clear key value to be encrypted under the *PKA_key_identifier*.

PKA Encrypt (CSNDPKE)

data_structure_length

Direction: Input
Type: Integer

This value must be 0.

data_structure

Direction: Input
Type: String

This field is currently ignored.

PKA_key_identifier_length

Direction: Input
Type: Integer

The length of the *PKA_key_identifier* parameter. When the *PKA_key_identifier* is a key label, this field specifies the length of the label. The maximum size that you can specify is 2500 bytes.

PKA_key_identifier

Direction: Input
Type: String

The RSA public or private key token or the label of the RSA public or private key to be used to encrypt the supplied key value.

PKA_enciphered_keyvalue_length

Direction: Input/Output
Type: Integer

The length of the *PKA_enciphered_keyvalue* parameter in bytes. The maximum size that you can specify is 256 bytes. On return, this field is updated with the actual length of *PKA_enciphered_keyvalue*.

This length should be the same as the modulus length of the *PKA_key_identifier*.

PKA_enciphered_keyvalue

Direction: Output
Type: String

This field contains the key value protected under an RSA public key. This byte-length string is left-aligned within the *PKA_enciphered_keyvalue* parameter.

Restrictions

The restrictions for CSNDPKE.

- A message can be encrypted provided that it is smaller than the public key modulus.
The term 'smaller' refers to the exact bit count, not the byte count of the modulus. For example, counting bits, the hexadecimal number X'FF' is several bits longer than the number X'1F', even though both numbers are one byte long as represented in computer memory.
- The exponent of the RSA public key must be odd unless the MRP keyword is supplied.

- The RSA public key modulus size (key size) is limited by the Function Control Vector to accommodate governmental export and import regulations.
- Rule array keywords PKCSOAEP, SHA-1, and SHA-256 are not supported in releases before Release 4.4.
- The **PKA Encipher - Clear Key Disallow MRP** (offset X'0208'), **PKA Encipher - Clear Key Disallow PKCS-1.2** (offset X'0206'), **PKA Encipher - Clear Key Disallow PKCSOAEP** (offset X'0209), and **PKA Encipher - Clear Key Disallow ZERO-PAD** (offset X'0207') are not defined in releases before Release 4.4.

Required commands

The required commands for CSNDPKE.

This verb requires the **PKA Encrypt** command (offset X'011E') to be enabled in the active role.

The PKA Encrypt verb also requires the following commands to be enabled in the active role to disallow the encryption of clear source data:

Rule-array keyword	Offset	Command
MRP	X'0208'	PKA Encipher - Clear Key Disallow MRP
PKCS-1.2	X'0206'	PKA Encipher - Clear Key Disallow PKCS-1.2
PKCSOAEP	X'0209'	PKA Encipher - Clear Key Disallow PKCSOAEP
ZERO-PAD	X'0207'	PKA Encipher - Clear Key Disallow ZERO-PAD

Usage notes

The usage notes for CSNDPKE.

- For RSA DSI PKCS #1 formatting, the key value length must be a minimum of 11 bytes less than the modulus length of the RSA key.
- The hardware configuration sets the limit on the modulus size of keys for key management; thus, this service will fail if the RSA key modulus bit length exceeds this limit.

JNI version

This verb has a Java Native Interface (JNI) version, which is named CSNDPKEJ.

See [“Building Java applications using the CCA JNI”](#) on page 23.

Format

```
public native void CSNDPKEJ(
    hikmNativeNumber return_code,
    hikmNativeNumber reason_code,
    hikmNativeNumber exit_data_length,
    byte[] exit_data,
    hikmNativeNumber rule_array_count,
    byte[] rule_array,
    hikmNativeNumber key_value_length,
    byte[] key_value,
    hikmNativeNumber data_struct_length,
    byte[] data_struct,
    hikmNativeNumber PKA_key_identifier_length,
    byte[] PKA_key_identifier,
    hikmNativeNumber PKA_enciphered_keyvalue_length,
    byte[] PKA_enciphered_keyvalue);
```

Prohibit Export (CSNBPEX)

Use this verb to modify an operational key so that it cannot be exported.

Note: This verb supports PCI-HSM 2016 compliant-tagged key tokens.

Format

The format of CSNBPEX.

```
CSNBPEX(  
    return_code,  
    reason_code,  
    exit_data_length,  
    exit_data,  
    key_identifier)
```

Parameters

The parameters for CSNBPEX.

For the definitions of the *return_code*, *reason_code*, *exit_data_length*, and *exit_data* parameters, see [“Parameters common to all verbs” on page 18](#).

key_identifier

Direction: Input/Output

Type: String

A 64-byte string variable containing the internal key token to be modified. The returned *key_identifier* will be encrypted under the current master key.

Restrictions

The restrictions for CSNBPEX.

None.

Required commands

The required commands for CSNBPEX.

This verb requires the **Prohibit Export** command (offset X'00CD') to be enabled in the active role.

The following access-control points are added beginning with Release 4.3:

- To disable the wrapping of a key with a weaker master key, the **Prohibit weak wrapping - Master keys** command (offset X'0333') must be enabled in the active role.
- To receive a warning when wrapping a key with a weaker master key, enable the **Warn when weak wrap - Master keys** command (offset X'0332') in the active role. The **Prohibit weak wrapping - Master keys** command overrides this command.

Usage notes

The usage notes for CSNBPEX.

None.

JNI version

This verb has a Java Native Interface (JNI) version, which is named CSNBPEXJ.

See [“Building Java applications using the CCA JNI” on page 23](#).

Format

```
public native void CSNBPEXJ(  
    hikmNativeNumber return_code,  
    hikmNativeNumber reason_code,
```

```

hikmNativeNumber exit_data_length,
byte[]           exit_data,
byte[]           key_identifier);

```

Prohibit Export Extended (CSNBPEXX)

Use this verb to modify an exportable external CCA DES key-token so that its key can no longer be exported.

This verb performs the following functions:

- Multiply decipher the source key under a key formed by the XOR of the source key's control vector and the specified key-encrypting key (KEK).
- Turns from on to off the XPORT-OK bit in the source key's control vector (bit 17).
- Multiply encipher the key under a key formed by the XOR of the KEK key and the source key's modified control vector. The encrypted key and the modified control vector are stored in the source-key key token, and the TVV is updated.

Note: This verb supports PCI-HSM 2016 compliant-tagged key tokens.

Format

The format of CSNBPEXX.

```

CSNBPEXX(
    return_code,
    reason_code,
    exit_data_length,
    exit_data,
    source_key_token,
    KEK_key_identifier)

```

Parameters

The parameters for CSNBPEXX.

For the definitions of the *return_code*, *reason_code*, *exit_data_length*, and *exit_data* parameters, see [“Parameters common to all verbs” on page 18](#).

source_key_token

Direction: Input/Output

Type: String

A pointer to a string variable containing an external key-token.

KEK_key_identifier

Direction: Input

Type: String

A pointer to a string variable containing an internal key-encrypting token, or the key label of an internal key-encrypting token record.

Restrictions

The restrictions for CSNBPEXX.

This verb does not support version X'10' external DES key tokens (RKX key tokens).

Restrict Key Attribute (CSNBRKA)

Required commands

The required commands for CSNBPEXX.

This verb requires the **Prohibit Export Extended** command (offset X'0301') to be enabled in the active role.

Usage notes

The usage notes for CSNBPEXX.

None.

JNI version

This verb has a Java Native Interface (JNI) version, which is named CSNBPEXXJ.

See [“Building Java applications using the CCA JNI”](#) on page 23.

Format

```
public native void CSNBPEXXJ(  
    hikmNativeNumber return_code,  
    hikmNativeNumber reason_code,  
    hikmNativeNumber exit_data_length,  
    byte[]           exit_data,  
    byte[]           source_key_token,  
    byte[]           KEK_key_identifier);
```

Restrict Key Attribute (CSNBRKA)

Use the Restrict Key Attribute verb to modify an exportable internal or external variable-length symmetric key-token so that its key can no longer be exported.

Note: This verb supports PCI-HSM 2016 compliant-tagged key tokens.

Format

The format of CSNBRKA.

```
CSNBRKA (  
    return_code,  
    reason_code,  
    exit_data_length,  
    exit_data,  
    rule_array_count,  
    rule_array  
    key_identifier_length  
    key_identifier  
    key_encrypting_key_identifier_length  
    key_encrypting_key_identifier  
    opt_parameter1_length  
    opt_parameter1  
    opt_parameter2_length  
    opt_parameter2)
```

Parameters

The parameters for CSNBRKA.

For the definitions of the *return_code*, *reason_code*, *exit_data_length*, and *exit_data* parameters, see [“Parameters common to all verbs”](#) on page 18.

rule_array_count

Direction: Input

Type: Integer

The number of keywords you supplied in the *rule_array* parameter. This value must be 1 - 10.

rule_array

Direction: Input

Type: String array

The *rule_array* contains keywords that provide control information to the verb. The keywords must be in contiguous storage with each of the keywords left-aligned in its own 8-byte location and padded on the right with blanks. The *rule_array* keywords are described in Table 108 on page 385.

<i>Table 108. Keywords for Restrict Key Attribute control information</i>	
<i>Token algorithm (one required)</i>	
AES	Specifies to further restrict one or more attributes of a variable-length AES key-token. This keyword is not supported for a fixed-length AES key-token.
DES	Specifies to further restrict one or more attributes of a fixed-length DES key-token.
HMAC	Specifies to further restrict one or more attributes of a variable-length HMAC key-token.
Keywords for AES or HMAC variable-length key tokens (key token for clear key not allowed)	
<i>General attribute restriction (one, optional). Ignored if attribute restriction keyword is specified.</i>	
NOEXPORT	Prohibits the key from being exported by any verb. This keyword is equivalent to providing all of the export control attribute restrictions keywords (NOEX-AES , NOEX-DES , NOEX-RSA , NOEX-RAW , NOEXSYM , NOEXAASY , and NOEXUASY). This is the default when no attribute restrictions keywords (export control and key usage) are specified.
<i>Export control attribute restrictions (one or more, optional).</i>	
NOEX-AES	Prohibits the key from being exported using an AES key.
NOEX-DES	Prohibits the key from being exported using a DES key.
NOEX-RSA	Prohibits the key from being exported using an RSA key.
NOEX-RAW	Prohibits the key from being exported using a RAW key. Defined for future use. Currently ignored.
NOEX-SYM	Prohibits the key from being exported using a symmetric key.
NOEXAASY	Prohibits the key from being exported using an authenticated asymmetric key (for example, an RSA key in a trusted block).
NOEXUASY	Prohibits the key from being exported using an unauthenticated asymmetric key.
<i>Ciphertext translation restriction (one, optional). Only valid for AES CIPHER keys.</i>	
C-XLATE	Restricts the key to being used by the Cipher_Text_Translate2 (CSNBCTT2) verb.
<i>KEK identifier rule (one, optional). Not allowed if KEK_identifier_length variable is 0. Required if KEK identifier is a key label and the key in key storage is an RSA KEK). Release 4.2 or later.</i>	
IKEK-AES	The inbound key-encrypting key for the external key is an AES KEK. This is the default.
IKEK-PKA	The inbound key-encrypting key for the external key is an asymmetric key. Required if an RSA transport key is used (that is, the key being changed is wrapped using the PKOAE2 method).
Keywords for DES fixed-length key tokens	

Restrict Key Attribute (CSNBRKA)

Table 108. Keywords for Restrict Key Attribute control information (continued)	
<i>General attribute restriction</i> (one, optional). Ignored if attribute restriction or key restriction keyword is specified.	
NOEXPORT	Prohibits the key from being exported by any verb. Use this keyword to set XPORT-OK off (CV bit 17 = B'0') and NOT31XPT (CV bit 27 = B'1'). This is the default if no attribute restriction or key restriction keywords are specified.
<i>Attribute to restrict</i> (one, optional). Keywords CCAXPORT and NOT31XPT in this group are defaults if no keyword is provided. Only valid for DES. Make multiple calls to this verb as needed to restrict more than one of these attributes.	
CCAXPORT	Prohibits the key from being exported by any verb. Use this keyword to set XPORT-OK off (CV bit 17 = B'0').
DOUBLE-O	For double-length DES key tokens that do not have equal key halves (ignoring parity bits), sets CV bit 40 = B'1' to guarantee that the two 8-byte key values of a DES double-length key are unique, that is, the key halves are not replicated. Key type must be EXPORTER, IKEYXLAT, IMPORTER, or OKEYXLAT. Note: A double-length key with replicated key halves has an effective strength of a single-length key.
NOT31XPT (Release 4.2 or later)	Sets export control CV to NOT31XPT (bit 57 = B'1') to prohibit TR-31 export of the key.
<i>KEK identifier rule</i> (one, optional). Not allowed if KEK_identifier_length variable is 0. Release 4.2 or later.	
IKEK-DES	The inbound key-encrypting key for the external key is a DES KEK. This is the default.

key_identifier_length

Direction: Input

Type: Integer

The length of the **key_identifier** parameter in bytes. The maximum value is 725.

key_identifier

Direction: Input

Type: String

The key for which the export control is to be updated. The parameter contains an internal token or the 64-byte label of the key in key storage. If a label is specified, the key token will be updated in key storage and not returned by this verb.

key_encrypting_key_identifier_length

Direction: Input

Type: Integer

The byte length of the *key_encrypting_key_identifier* parameter. This value must be 0.

key_encrypting_key_identifier

Direction: Input

Type: String

This parameter is ignored.

opt_parameter1_length**Direction:** Input**Type:** Integer

The byte length of the *opt_parameter1* parameter. This value must be 0.

opt_parameter1**Direction:** Input**Type:** String

This parameter is ignored.

opt_parameter2_length**Direction:** Input**Type:** Integer

The byte length of the *opt_parameter2* parameter. This value must be 0.

opt_parameter2**Direction:** Input**Type:** String

This parameter is ignored.

Restrictions

The restrictions for CSNBRKA.

As of CCA 5.4 and CCA 6.2, this verb supports three-key TDES keys. As a key management service this includes triple-length TDES key encrypting keys (KEKs). For a list of supported triple-length TDES key types beginning with Release 5.4 and Release 6.2, see [Table 10 on page 67](#).

Required commands

The required commands for CSNBRKA.

The Restrict Key Attribute verb requires the following commands to be enabled in the active role:

Rule-array keyword	Offset	Command
AES or HMAC	X'00E9'	Restrict Key Attribute - Export Control
DES	X'0154'	Restrict Key Attribute - Permit setting the TR-31 export bit

The following access-control points are added beginning with Release 4.3:

- To disable the wrapping of a key with a weaker master key, the **Prohibit weak wrapping - Master keys** command (offset X'0333') must be enabled in the active role.
- To receive a warning when wrapping a key with a weaker master key, enable the **Warn when weak wrap - Master keys** command (offset X'0332') in the active role. The **Prohibit weak wrapping - Master keys** command overrides this command.

Usage notes

The usage notes for CSNBPEXX.

This verb is available starting with CCA 4.1.0.

JNI version

This verb has a Java Native Interface (JNI) version, which is named CSNBRKAJ.

See [“Building Java applications using the CCA JNI”](#) on page 23.

Format

```
public native void CSNBRKAJ(
    hikmNativeNumber return_code,
    hikmNativeNumber reason_code,
    hikmNativeNumber exit_data_length,
    byte[] exit_data,
    hikmNativeNumber rule_array_count,
    byte[] rule_array,
    hikmNativeNumber key_identifier_length,
    byte[] key_identifier,
    hikmNativeNumber key_encrypting_key_identifier_length,
    byte[] key_encrypting_key_identifier,
    hikmNativeNumber opt_parameter1_length,
    byte[] opt_parameter1,
    hikmNativeNumber opt_parameter2_length,
    byte[] opt_parameter2);
```

Random Number Generate (CSNBRNG)

This verb uses the cryptographic feature to generate a cryptographic-quality random number.

Format

The format of CSNBRNG.

```
CSNBRNG(
    return_code,
    reason_code,
    exit_data_length,
    exit_data,
    form,
    random_number)
```

Parameters

The parameters for CSNBRNG.

For the definitions of the *return_code*, *reason_code*, *exit_data_length*, and *exit_data* parameters, see [“Parameters common to all verbs”](#) on page 18.

form

Direction: Input

Type: String

The 8-byte keyword that defines the characteristics of the random number should be left-aligned and padded on the right with blanks. The keywords are listed in [Table 109](#) on page 388.

<i>Table 109. Keywords for Random Number Generate form parameter</i>	
Keyword	Description
EVEN	Generate a 64-bit random number with even parity in each byte.
ODD	Generate a 64-bit random number with odd parity in each byte.
RANDOM	Generate a 64-bit random number.

Parity is calculated on the seven high-order bits in each byte and is presented in the low-order bit in the byte.

random_number

Direction: Output
Type: String

The generated number returned by the verb in an 8-byte variable.

Restrictions

The restrictions for CSNBRNG.

None.

Required commands

The required commands for CSNBRNG.

This verb requires the **Key Generate - OP** command (offset X'008E') to be enabled in the active role.

Usage notes

The usage notes for CSNBRNG.

None.

JNI version

This verb has a Java Native Interface (JNI) version, which is named CSNBRNGJ.

See [“Building Java applications using the CCA JNI” on page 23](#).

Format

```
public native void CSNBRNGJ(
    hikmNativeNumber return_code,
    hikmNativeNumber reason_code,
    hikmNativeNumber exit_data_length,
    byte[]           exit_data,
    byte[]           form,
    byte[]           random_number);
```

Random Number Generate Long (CSNBRNGL)

This verb uses the cryptographic feature to generate a cryptographic-quality random number from 1 - 8192 bytes in length.

Choose the parity of each generated random byte as even, odd, or random. This verb returns the random number in a string variable.

Because this verb uses cryptographic processes, the quality of the output is better than that which higher-level language compilers typically supply.

Format

The format of CSNBRNGL.

```
CSNBRNGL (
    return_code,
    reason_code,
    exit_data_length,
    exit_data,
    rule_array_count,
    rule_array,
    seed_length,
    seed,
    random_number_length,
    random_number)
```

Parameters

The parameters for CSNBRNGL.

For the definitions of the *return_code*, *reason_code*, *exit_data_length*, and *exit_data* parameters, see “Parameters common to all verbs” on page 18.

rule_array_count

Direction: Input
Type: Integer

A pointer to an integer variable containing the number of elements in the *rule_array* variable. This value must be 1.

rule_array

Direction: Input
Type: String array

A pointer to a string variable containing an array of keywords. The keywords are eight bytes in length, and must be left-aligned and padded on the right with space characters. The *rule_array* keywords are described in Table 110 on page 390.

Table 110. Keywords for Random Number Generate Long control information	
Keyword	Description
Parity adjust (One required)	
EVEN	Specifies that each generated random byte is adjusted for even parity.
ODD	Specifies that each generated random byte is adjusted for odd parity.
RANDOM	Specifies that each generated random byte is not adjusted for parity.
RT-KRD	Specifies that the generated random number is returned formatted as a TR-34 Key Receiving Device Random Number Token (RT-KRD). The token requires 21 additional bytes for encoding and overhead. The random number is not adjusted for parity. Note the maximum size of the token that is usable with the service that the token is planned to be used with. If the maximum size is 200 bytes, the maximum random number size is 179 bytes.

seed_length

Direction: Input

Type: Integer

A pointer to an integer variable containing the number of bytes in the *seed* variable. This value must be 0.

seed

Direction: Input

Type: String

This parameter is ignored.

random_number_length

Direction: Input/Output

Type: Integer

A pointer to an integer variable containing the number of bytes in the *random_number* variable. On input, the minimum value is 1 and the maximum value is 8192.

Use this variable to specify the number of random bytes that the verb is to return. On output, this variable contains the number of bytes returned by the verb in the *random_number* variable.

When the requested service keyword is RT-KRD:

- On input, this value is the number of bytes of the random number requested plus 21 bytes for the DER encoding of the token. Note the maximum size of the token that is usable with the service that the token is planned to be used with. If the maximum size is 200 bytes, the maximum random number size is 179 bytes.
- On output, the value is the actual size of the token returned.

random_number

Direction: Output

Type: String

A pointer to a string variable containing the random number generated.

Restrictions

The restrictions for CSNBRNGL.

None.

Required commands

The required commands for CSNBRNGL.

None.

Usage notes

The usage notes for CSNBRNGL.

None.

JNI version

This verb has a Java Native Interface (JNI) version, which is named CSNBRNGLJ.

See [“Building Java applications using the CCA JNI”](#) on page 23.

Format

```
public native void CSNBRNGLJ(  
    hikmNativeNumber return_code,  
    hikmNativeNumber reason_code,  
    hikmNativeNumber exit_data_length,  
    byte[] exit_data,  
    hikmNativeNumber rule_array_count,  
    byte[] rule_array,  
    hikmNativeNumber seed_length,  
    byte[] seed,  
    hikmNativeNumber random_number_length,  
    byte[] random_number);
```

Remote Key Export (CSNDRKX)

This verb is used as a method of secured transport of DES keys using asymmetric techniques from a security module (for example, the CEX3C) to a remote device such as an Automated Teller Machine (ATM).

The DES keys to be transported are either key encrypting keys that are generated within the coprocessor or, alternately, operational keys or replacement KEKs enciphered under a KEK currently installed in a remote device.

Generating and exporting DES keys

This verb uses a trusted block to generate or export DES keys.

To create a trusted block, see [“Trusted Block Create \(CSNDTBC\)”](#) on page 430. Remote Key Export accepts as input parameters a trusted block, a public-key certificate and certificate parameters, a transport key, a rule ID to identify the appropriate rule section to be used within a trusted block, an importer key, a source key, optional extra data that can be used as part of the OAEP key-wrapping process, and key-check parameters used to calculate an optional key-check value.

This verb validates all input parameters for generate and export operations. After the verb performs the input parameter validation, the remaining steps depend on whether the generate option or the export option is specified in the selected rule of the trusted block.

This is a high-level description of the remaining processing steps for generate and export.

Processing for generate operation

The verb performs these steps for the generate operation:

1. Generates a random value for the generated key, K. The generated key length specified by the selected rule determines the key length.
2. XORs the output key variant with the randomly generated key K from the previous step, if the selected rule contains a common export key parameters subsection and the output key variant length is greater than zero. Adjusts the result to have valid DES key parity.
3. Continues with [“Final processing common to generate and export operations”](#) on page 393.

Processing for export operation

The verb performs these steps for the export operation:

1. If the selected rule contains a transport key rule reference subsection, verifies that the rule ID in the transport key rule reference subsection matches the rule ID in the token identified by the **transport_key_identifier** parameter, provided that the token is an RKX key-token. For more information on RKX key tokens, see [“External RKX DES key tokens”](#) on page 1004.
2. Verifies that the length of the transport key variant in the transport key variant subsection of the selected rule is greater than or equal to the length of the key identified by the **transport_key_identifier** parameter.

3. Verifies that the key token identified by the **importer_key_identifier** parameter is of key type IMPORTER, if the **source_key_identifier** parameter identifies an external CCA DES key-token.
4. Recovers the clear value of the source key, K, identified by the **source_key_identifier** parameter.
5. Verifies that the length of key K is between the export key minimum length and export key maximum length specified in the common export key parameters subsection of the selected rule.
6. XORs the output key variant with the randomly generated key K from the previous step, if the selected rule contains a common export key parameters subsection and the output key variant length is greater than zero. Adjusts the result to have valid DES key parity.
7. Uses the public key in the trusted block to verify the digital signature embedded in the certificate variable if the **certificate_length** variable is greater than zero. Any necessary certificate objects are located with information from the **certificate_parms** variable. Returns an error if the signature verification fails.
8. XORs the transport key variant with the clear value of the transport key (recovered in the previous step) if the selected rule contains a transport key variant subsection and the output key variant length is greater than zero. Adjusts the result to have valid DES key parity.
9. Continues with [“Final processing common to generate and export operations”](#) on page 393.

Final processing common to generate and export operations

1. Based on the symmetric encrypted output key format flag of the selected rule, returns the encrypted result in the token identified by the *sym_encrypted_key_identifier* parameter:
 - of [“Processing for generate operation”](#) on page 392, step 2, or of [“Processing for export operation”](#) on page 392, step 6, into an RKX key-token, if the flag indicates to return an RKX key-token.
 - using the resulting key from [“Processing for export operation”](#) on page 392, step 6 into a CCA DES key-token and returns it in the token identified by the *sym_encrypted_key_identifier* parameter, if the flag indicates to return a CCA DES key-token.
2. Encrypts the key result from [“Processing for generate operation”](#) on page 392, step 2 or from [“Processing for export operation”](#) on page 392, step 6, with the format specified, if the asymmetric encrypted output key format flag of the selected rule indicates to output an asymmetric encrypted key and return it to the **asym_encrypted_key** parameter.
3. Returns the computed key-check value as determined by the key-check algorithm identifier if the key-check algorithm identifier in the specified rule indicates to compute a key-check value. The value is returned in the **key_check_value** variable.

Format

The format of CSNDRKX.

```
CSNDRKX(
    return_code,
    reason_code,
    exit_data_length,
    exit_data,
    rule_array_count,
    rule_array,
    trusted_block_identifier_length,
    trusted_block_identifier,
    certificate_length,
    certificate,
    certificate_parms_length,
    certificate_parms,
    transport_key_identifier_length,
    transport_key_identifier,
    rule_id_length,
    rule_id,
    importer_key_identifier_length,
    importer_key_identifier,
    source_key_identifier_length,
    source_key_identifier,
    asym_encrypted_key_length,
    asym_encrypted_key,
    sym_encrypted_key_identifier_length,
    sym_encrypted_key_identifier,
    extra_data_length,
    extra_data,
    key_check_parameters_length,
    key_check_parameters,
    key_check_value_length,
    key_check_value)
```

Parameters

The parameters for CSNDRKX.

For the definitions of the *return_code*, *reason_code*, *exit_data_length*, and *exit_data* parameters, see “Parameters common to all verbs” on page 18.

rule_array_count

Direction: Input
Type: Integer

A pointer to an integer variable containing the number of keywords in the **rule_array** variable. This number must be 0, 1 or 2.

rule_array

Direction: Output
Type: String array

The **rule_array** is an array of keywords. The keywords must be 8 bytes of contiguous storage with the keyword left-justified in its 8-byte location and padded on the right with blanks. The **rule_array** keywords are described in [Table 111 on page 394](#).

Table 111. Keywords for Remote Key Export control information

Keyword	Description
<i>Key wrapping method</i> (Optional)	

Table 111. Keywords for Remote Key Export control information (continued)	
Keyword	Description
USECONFIG	This is the default. Specifies to wrap the key using the configuration setting for the default wrapping method. The default wrapping method configuration setting may be changed using the TKE. This keyword is ignored for AES keys.
WRAP-ENH	Specifies that the new enhanced wrapping method is to be used to wrap the key.
WRAP-ECB	Specifies that the original wrapping method is to be used.
Translation control (Optional, valid only for enhanced wrapping)	
ENH-ONLY	Specify this keyword to indicate that the key once wrapped with the enhanced method cannot be wrapped with the original method. This restricts translation to the original method.

trusted_block_identifier_length**Direction:** Input**Type:** Integer

A pointer to an integer variable containing the number of bytes of data in the *trusted_block_identifier* variable. The maximum length is 3500 bytes.

trusted_block_identifier**Direction:** Input**Type:** String

A pointer to a string variable containing a trusted block key-token of an internal trusted block, or the key label of a trusted block key-token record of an internal trusted block. It is used to validate the public-key certificate and to define the rules for key generation and key export.

certificate_length**Direction:** Input**Type:** Integer

A pointer to an integer variable containing the number of bytes of data in the *certificate* variable. The maximum length is 5000 bytes.

It is an error if the *certificate_length* variable is 0 and the trusted block's asymmetric encrypted output key format in the rule section selected by the *rule_id* variable indicates PKCS-1.2 output format or RSA-OAEP output format.

If the *certificate_length* variable is 0 or the trusted block's asymmetric encrypted output key format in the rule section selected by the *rule_id* variable indicates no asymmetric key output, the certificate is ignored.

certificate**Direction:** Input**Type:** String

A pointer to a string variable containing a public-key certificate. The certificate must contain the public-key modulus and exponent in binary form, as well as a digital certificate. The certificate must verify using the root public key that is in the trusted block pointed to by the *trusted_block_identifier* parameter.

Note: After the hash is computed over the certificate data specified by offsets 28 and 32, the hash is BER encoded by pre-pending these bytes:

X'30213009 06052B0E 03021A05 000 414'

See “PKCS #1 hash formats” on page 1256.

certificate_parms_length

Direction: Input

Type: Integer

A pointer to an integer variable containing the number of bytes of data in the *certificate_parms* variable. The length must be 36 bytes if the *certificate_length* variable is 0, else the length must be 0.

certificate_parms

Direction: Input

Type: String

A pointer to a string variable containing a structure for identifying the location and length of values within the public-key certificate pointed to by the *certificate* parameter. If the value of the *certificate_length* variable is 0, then the information in this variable is ignored but the variable must be declared. The format of the *certificate_parms* variable is defined in [Table 112 on page 396](#).

Table 112. Keywords for Remote Key Export <i>certificate_parms</i> parameter		
Offset (bytes)	Length (bytes)	Description
0	4	Offset of modulus
4	4	Length of modulus
8	4	Offset of public exponent
12	4	Length of public exponent
16	4	Offset of digital signature
20	4	Length of digital signature
24	1	Identifier for hash algorithm. The following values are defined: Identifier Hash algorithm X'01' SHA-1 X'02' MD5 (Currently not supported) X'03' RIPEMD-160 (Currently not supported)

Table 112. Keywords for Remote Key Export certificate_parms parameter (continued)		
Offset (bytes)	Length (bytes)	Description
25	1	Identifier for digital signature hash formatting method used. The following values are defined: Identifier Hash formatting method X'01' PKCS-1.0 X'02' PKCS-1.1 X'03' X9.31 (Currently not supported) X'04' ISO-9796 (Currently not supported) X'05' ZERO-PAD (Currently not supported)
26	2	Reserved, must be binary zeros
28	4	Offset of first byte of certificate data hashed to compute the digital signature
32	4	Length of certificate data hashed to compute the digital signature

Note: The modulus, exponent, and signature values can have bit lengths that are not multiples of 8; each of these values is right-aligned and padded on the left with binary zeroes to make it an even number of bytes in length.

transport_key_identifier_length

Direction: Input

Type: Integer

A pointer to an integer variable containing the number of bytes of data in the *transport_key_identifier* variable. The length must be 0 or 64 bytes.

transport_key_identifier

Direction: Input

Type: String

A pointer to a string variable containing a KEK key-token, or a key label of a KEK key-token record. The KEK is either an internal CCA DES key-token (key type IMPORTER or EXPORTER), or an external version X'10' (RKX) DES key-token. It is used to encrypt a key exported by the verb.

When the symmetric encrypted output key format flag of the selected rule indicates return an RKX key-token, this parameter is ignored but must be declared.

- If this parameter points to a CCADES key-token, the token must be of key type IMPORTER or EXPORTER.
- If the *source_key_identifier* parameter identifies an internal CCA DES key-token, the token must be of key type EXPORTER.

For more information on RKX key tokens, see [“External RKX DES key tokens” on page 1004](#).

rule_id_length

Direction: Input
Type: Integer

A pointer to an integer variable containing the number of bytes of data in the *rule_id* variable. The length must be eight bytes.

rule_id

Direction: Input
Type: String

A pointer to a string variable that identifies the rule in the trusted block to be used to control key generation or export. The trusted block can contain multiple rules, each of which is identified by a unique rule ID value.

importer_key_identifier_length

Direction: Input
Type: Integer

A pointer to an integer variable containing the number of bytes of data in the *importer_key_identifier* variable. The length must be 0 or 64 bytes.

importer_key_identifier

Direction: Input
Type: String

A pointer to a string variable containing an IMPORTER KEK key-token or a label of an IMPORTER KEK key-token record. This KEK is used to decipher the key pointed to by the *source_key_identifier* parameter.

This variable is ignored if the verb is used to generate a new key, or the *source_key_identifier* variable contains either an RKX key token or an internal CCA DES key-token. For more information on RKX key tokens, see [“External RKX DES key tokens” on page 1004](#).

source_key_identifier_length

Direction: Input
Type: Integer

A pointer to an integer variable containing the number of bytes of data in the *source_key_identifier* variable. The length must be 0 or 64 bytes.

source_key_identifier

Direction: Input
Type: String

A pointer to a string variable containing a DES key-token or a label of a DES key-token record. The key token contains the key to be exported, and must meet one of these criteria:

- It is a single-length or double-length external CCA DES key-token.
- It is a single-length or double-length internal CCA DES key-token.
- It is a single-length, double-length, or triple-length RKX key-token.

Note:

1. If the key token is a CCA DES key-token, its XPORT-OK control vector bit (bit 17) must be B'1', or else the export will not be allowed.
2. If a DES key-token has three 8-byte key parts, the parts are considered unique if any two of the three key parts differ.

asym_encrypted_key_length

Direction: Input/Output
Type: Integer

A pointer to an integer variable containing the number of bytes of data in the *asym_encrypted_key* variable. On output, the variable is updated with the actual length of the *asym_encrypted_key* variable. The input length must be at least the length of the modulus in bytes of the public-key in the certificate variable.

asym_encrypted_key

Direction: Output
Type: String

A pointer to a string variable containing a generated or exported clear key returned by the verb. The clear key is encrypted by the public (asymmetric) key provided by the certificate variable.

sym_encrypted_key_identifier_length

Direction: Input/Output
Type: Integer

A pointer to an integer variable containing the number of bytes of data in the *sym_encrypted_key_identifier* variable. On output, the variable is updated with the actual length of the *sym_encrypted_key_identifier* variable. The input length must be a minimum of 64 bytes.

sym_encrypted_key_identifier

Direction: Output
Type: String

A pointer to a string variable. On input, the *sym_encrypted_key_identifier* variable must contain either a key label of a CCA DES key-token record or an RKX key-token record, or be filled with binary zeros.

On output, the verb produces a CCA DES key-token or an RKX key-token, depending on the value of the symmetric encrypted output key format value of the rule section within the *trusted_block_identifier* variable. The key token produced contains either a generated or exported key encrypted using the key-encrypting key provided by the *transport_key_identifier* variable.

- If the output is an external CCA DES key-token:
 1. If a common export key parameters subsection (X'0003') is present in the selected rule, the control vector (CV) is copied from the subsection into the output CCA DES key-token. Otherwise, the CV is copied from source key-token.
 2. If a transport key variant subsection (X'0001') is present in the selected rule, the key is multiply enciphered under the transport key XORed with the transport key variant from the subsection. Otherwise, the key is multiply enciphered under the transport key XORed with binary zero
 3. XORs the CV in the token with the encrypted result from the previous step.
 4. Stores the previous result in the token and updates the TVV.
- If the output is an (external) RKX key-token:
 1. Encrypts the key using a variant of the trusted block MAC key.
 2. Builds the token with the encrypted key and the *rule_id* variable.

3. Calculates the MAC of the token contents and stores the result in the token.

If the *sym_encrypted_key_identifier* variable is a key label on input, on output the key token produced by the verb is stored in DES key-storage and the variable remains the same. Otherwise, on output the variable is updated with the key token produced by the verb, provided the field is of sufficient length.

extra_data_length

Direction: Input
Type: Integer

A pointer to an integer variable containing the number of bytes of data in the *extra_data* variable. The length must be less than or equal to the byte length of the certificate public key modulus minus the generated/exported key length minus 42 (X'2A'), which is the OAEP overhead. For example, if the public key in the certificate has a modulus length of 1024 bits (128 bytes), and the exported key is single length, then the extra data length must be less than or equal to 128 minus 8 minus 42, which equals 78.

extra_data

Direction: Input
Type: String

A pointer to a string variable containing extra data to be used as part of the OAEP key-wrapping process. The *extra_data* variable is used when the output format for the RSA-encrypted key that is returned in the *asym_encrypted_key* variable is RSA-OAEP; otherwise, it is ignored.

Note: The RSA-OAEP format is specified as part of the rule in the trusted block.

key_check_parameters_length

Direction: Input
Type: Integer

A pointer to an integer variable containing the number of bytes of data in the *key_check_parameters* variable. The length must be 0.

key_check_parameters

Direction: Input
Type: String

Reserved for future use.

key_check_value_length

Direction: Input/Output
Type: Integer

A pointer to a string variable containing the number of bytes of data in the *key_check_value* variable. On output, and if the field is of sufficient length, the variable is updated with the actual length of the *key_check_value* variable.

key_check_value

Direction: Output
Type: String

A pointer to a string variable containing the result of the key-check algorithm chosen in the rule section of the selected trusted block. See [“Encrypt zeros DES-key verification algorithm” on page 1235](#)

and “Modification Detection Code calculation” on page 1236. When the selected key-check algorithm is to encrypt an 8-byte block of binary zeros with the key, and the generated or exported key is:

- Single length
 1. A value of 0, 1, or 2 is considered insufficient space to hold the output encrypted result, and the verb returns an error.
 2. A value of 3 returns the leftmost three bytes of the encrypted result if the *key_check_value_length* variable is 3 or greater. Otherwise, an error is returned.
 3. A value of 4 - 8 returns the leftmost four bytes of the encrypted result if the *key_check_value_length* variable is 4 or greater. Otherwise, an error is returned.
- Double length or triple length

The verb returns the entire 8-byte result of the encryption in the *key_check_value* variable if the *key_check_value_length* variable is 8 or more. Otherwise, an error is returned.

When the selected key-check algorithm is to compute the MDC-2 hash of the key, and the generated or exported key is single length, the 8-byte key is made into a double-length key by replicating the key halves. This is because the MDC-2 calculation method does no padding, and requires that the data be a minimum of 16 bytes and a multiple of eight bytes. If the generated or exported key is double length or triple length, the key is processed as is. The verb returns the 16-byte hash result of the key in the *key_check_value* variable if the *key_check_value_length* variable is large enough, else an error is returned.

Restrictions

The restrictions for CSNDRKX.

- AES keys are not supported by this verb.
- Keys with a modulus length greater than 2048 bits are not supported in releases before Release 3.30.
- The maximum public exponent is 17 bits for any key that has a modulus greater than 2048 bits.
- A key identifier length must be 64 for a key label.
- A key-wrapping method rule-array keyword cannot be specified if the symmetric encrypted output key format flag is not set to return aCCA fixed-length DES key-token.
- As of CCA 5.4 and CCA 6.2, this verb supports three-key TDES keys. As a key management service this includes triple-length TDES key encrypting keys (KEKs). For a list of supported triple-length TDES key types beginning with Release 5.4 and Release 6.2, see [Table 10 on page 67](#).

Required commands

The required commands for CSNDRKX.

This verb requires the **Remote Key Export - Gen or export a non-CCA node key** command (offset X'0312') to be enabled in the active role.

The verb also requires the **Key Generate - SINGLE-R** command (offset X'00DB') to be enabled to replicate a single-length source key (either from a CCA DES key-token or an RKX key-token). If authorized, key replication occurs if all of the following are true:

1. The key token returned using the *sym_encrypted_key_identifier* parameter is a CCA DES key-token, as defined in the rule section identified by the *rule_id* parameter.
2. The rule section identified by the *rule_id* parameter has a common export key parameters subsection defined, and the control vector in the subsection is 16 bytes in length with key-form bits of B'010' for the left half and B'001' for the right half.
3. The token identified by the *source_key_identifier* parameter is single length, and is either a CCA DES key-token or an RKX key-token.

Note: A role with X'00DB' enabled can also use the Key Generate verb with the SINGLE-R key-length keyword.

Remote Key Export (CSNDRKX)

To enable the use of key-encrypting-keys with the NOCV option for export, this verb requires the **NOCV KEK usage for export-related functions** command (offset X'0300') to be enabled in the active role.

To enable the use of key-encrypting-keys with the NOCV option for import, this verb requires the **NOCV KEK usage for import-related functions** command (offset X'030A') to be enabled in the active role.

This verb also requires the following commands to be enabled in the active role:

Rule-array keyword	Offset	Command
USECONFIG WRAP-ECB WRAP-ENH ENH-ONLY	X'013F'	Remote Key Export - include RKX in default wrap config
WRAP-ECB or WRAP-ENH and default key-wrapping method setting does not match keyword	X'02BA'	Remote Key Export - Allow wrapping override keywords

Commands related to wrapping DES keys coincide with the addition of rule array keywords to specify key-wrapping method and translation control:

- **Remote Key Export - include RKX in default wrap config** (offset X'013F')

Enable this command in the active role to allow any rule array keywords to be specified or, in the absence of a key-wrapping method keyword, to have the verb wrap the DES key using the default key-wrapping configuration (USECONFIG) setting. Enabling X'013F' makes the verb behave in the same manner as other verbs that accept key-wrapping method and translation control keywords.

Note: The purpose of offset X'013F' is to provide a way to maintain backward compatibility with the key-wrapping method used in releases before Release 4.4. To maintain backward compatibility with releases that do not accept key-wrapping method keywords, do not enable X'013F' in the active role.

- **Remote Key Export - Allow wrapping override keywords** (offset X'02BA')

This command requires offset X'013F' to be enabled in the active role. Enable offset X'02BA' in the active role to allow a key-wrapping keyword to be specified that overrides the default key-wrapping configuration.

When an existing key is exported into a CCA fixed-length DES key-token (that is, offset 18 in the selected trusted block rule section is X'01') and the **Remote Key Export - include RKX in default wrap config** command (offset X'013F') is not enabled in the active role (or the release is before Release 4.4), the DES key identified by the **sym_encrypted_key_identifier** parameter is wrapped based on the following criteria depending on whether the source key is an RKX key-token or a CCA fixed-length DES key-token:

- Source key is an RKX key-token:

Configuration setting of default wrapping method	CV bit 56 of rule subsection X'0003' of selected trusted block rule section	Wrapping method (and CV bit 56) of exported DES key
WRAP-ECB (legacy)	No CV (CV length = 0)	WRAP-ECB (B'0')
	B'0' (not ENH-ONLY)	WRAP-ECB (B'0')
	B'1' (ENH-ONLY)	Error

Configuration setting of default wrapping method	CV bit 56 of rule subsection X'0003' of selected trusted block rule section	Wrapping method (and CV bit 56) of exported DES key
WRAP-ENH (enhanced)	No CV	WRAP-ENH (B'0')
	B'0'	WRAP-ENH (B'0')
	B'1'	WRAP-ENH (B'1')

- Source key is a CCA fixed-length DES key-token:

Source key wrapping method	CV bit 56 of source key	CV bit 56 of rule subsection X'0003' of selected trusted block rule section	Wrapping method (and CV bit 56) of exported DES key
WRAP-ECB (legacy)	B'0' (not ENH-ONLY)	No CV (CV length = 0)	WRAP-ECB (B'0')
		B'0' (not ENH-ONLY)	WRAP-ECB (B'0')
		B'1' (ENH-ONLY)	Error
WRAP-ENH (enhanced)	B'0'	No CV	WRAP-ENH (B'0')
		B'0'	WRAP-ENH (B'0')
		B'1'	WRAP-ENH (B'1')
	B'1' (ENH-ONLY)	No CV	WRAP-ENH (B'0')
		B'0'	Error
		B'1'	WRAP-ENH (B'1')

Usage notes

The usage notes for CSNDRKX.

None.

JNI version

This verb has a Java Native Interface (JNI) version, which is named CSNDRKXJ.

See [“Building Java applications using the CCA JNI”](#) on page 23.

Format

```
public native void CSNDRKXJ(
    hikmNativeNumber return_code,
    hikmNativeNumber reason_code,
    hikmNativeNumber exit_data_length,
    byte[] exit_data,
    hikmNativeNumber rule_array_count,
    byte[] rule_array,
    hikmNativeNumber trusted_block_length,
    byte[] trusted_block_identifier,
    hikmNativeNumber certificate_length,
    byte[] certificate,
    hikmNativeNumber certificate_parms_length,
    byte[] certificate_parms,
    hikmNativeNumber transport_key_identifier_length,
    byte[] transport_key_identifier,
    hikmNativeNumber rule_id_length,
    byte[] rule_id,
    hikmNativeNumber importer_key_identifier_length,
    byte[] importer_key_identifier,
    hikmNativeNumber source_key_identifier_length,
    byte[] source_key_identifier,
```

Symmetric Key Export (CSNDSYX)

```
hikmNativeNumber  asym_encrypted_key_length,  
byte[]            asym_encrypted_key,  
hikmNativeNumber  sym_encrypted_key_identifier_length,  
byte[]            sym_encrypted__identifierkey,  
hikmNativeNumber  extra_data_length,  
byte[]            extra_data,  
hikmNativeNumber  key_check_parameters_length,  
byte[]            key_check_parameters,  
hikmNativeNumber  key_check_value_length,  
byte[]            key_check_value);
```

Symmetric Key Export (CSNDSYX)

Use the Symmetric Key Export verb to transfer an application-supplied AES DATA (version X'04'), DES DATA, or variable-length symmetric key token key from encryption under the AES or DES master key to encryption under an application-supplied RSA public key or AES EXPORTER key.

The application-supplied key must be an AES, DES or HMAC internal key token or the label of an AES or DES key token in the AES or DES key storage file.

The verb can also export an HMAC key that is contained in an internal variable-length symmetric key-token. The exported key is returned in an external variable-length symmetric key-token.

Use the Symmetric Key Import verb to import a key exported using the AES or DES algorithm, and the Symmetric Key Import2 verb to import a key exported using the HMAC algorithm.

Different methods are supported for formatting the output key. Not all of these methods are available for each supported source key-token. The AESKW key-formatting method uses an AES EXPORTER key-encrypting key to wrap the output key before returning it in an external variable-length symmetric key-token. The other key formatting methods each use a different scheme to format the key before it is enciphered using an asymmetric RSA public-key. The formatted and enciphered key is returned as an opaque data buffer, and is not in a key token.

Note: This verb supports PCI-HSM 2016 compliant-tagged key tokens.

Format

The format of CSNDSYX.

```
CSNDSYX(  
    return_code,  
    reason_code,  
    exit_data_length,  
    exit_data,  
    rule_array_count,  
    rule_array,  
    source_key_identifier_length,  
    source_key_identifier,  
    transporter_key_identifier_length,  
    transporter_key_identifier,  
    enciphered_key_length,  
    enciphered_key)
```

Parameters

The parameters for CSNDSYX.

For the definitions of the *return_code*, *reason_code*, *exit_data_length*, and *exit_data* parameters, see [“Parameters common to all verbs” on page 18](#).

rule_array_count

Direction: Input

Type: Integer

A pointer to an integer variable containing the number of elements in the *rule_array* variable. This value must be 1, 2, or 3.

rule_array

Direction: Input

Type: String array

Keywords that provide control information to the verb. Each keyword is left-aligned in 8-byte fields and padded on the right with blanks. All keywords must be in contiguous storage. The *rule_array* keywords are described in [Table 113 on page 405](#).

<i>Table 113. Keywords for Symmetric Key Export control information</i>	
Keyword	Description
Algorithm (One, optional)	
AES	Export an AES key. If <i>source_key_identifier</i> is a variable-length symmetric key token or label, only the PKOAE2 and AESKW key formatting methods are supported.
DES	Export a DES key. This is the default.
HMAC	Export an HMAC key. Only the PKOAE2 and AESKW key formatting methods are supported.
Recovery method (One, required)	
AESKW	Specifies that the key is to be formatted using AESKW and placed in an external variable length CCA token. The <i>transport_key_identifier</i> must be an AES EXPORTER. This rule is not valid with the DES algorithm keyword or with AES DATA (version X'04') keys.
AESKWCV	Specifies to return the key formatted using the ANS X9.102 AESKW method creating a special variable-length symmetric key-token whose key type is DESUSEC. The AESKW payload that contains the DES key is encrypted by the AES EXPORTER key-encrypting key provided as the transport key, and returned in an external variable-length symmetric key-token with a token algorithm of DES. The DES control vector (with its key form bits masked to binary zeros to mask the key length) along with other significant key-token information is included in the associated data section of the variable-length symmetric key-token. Valid only with the DES algorithm, and only for a DES key in a fixed-length symmetric key-token.
PKCSOAEP	Specifies using the method found in RSA DSI PKCS #1V2 OAEP. See “PKCS #1 hash formats” on page 1256 . The default hash method is SHA-1. Use the SHA-256 keyword for the SHA-256 hash method. Use the SHA-384 keyword for the SHA-384 hash method. Use the SHA-512 keyword for the SHA-512 hash method.
PKCS-1.2	Specifies using the method found in RSA DSI PKCS #1 block type 02 to recover the symmetric key. In the RSA PKCS #1 v2.0 standard, RSA terminology describes this as the RSAES-PKCS1-v1_5 format. See “PKCS #1 hash formats” on page 1256 .
PKOAE2	Specifies that the key is formatted as defined in the RSA PKCS #1 v2.1 standard for the RSAES-OAEP encryption mechanism. Valid only with algorithm HMAC. See “PKCS #1 hash formats” on page 1256 .
ZERO-PAD	The clear key is right-aligned in the field provided, and the field is padded to the left with zeros up to the size of the RSA encryption block (which is the modulus length).
Hash method (One, optional for PKCSOAEP, required for PKOAE2. Not valid with any other key formatting method)	
SHA-1	Specifies to use the SHA-1 hash method to calculate the OAEP message hash. Valid only with key-formatting methods PKCSOAEP or PKOAE2. This is the default for PKCSOAEP.
SHA-256	Specifies to use the SHA-256 hash method to calculate the OAEP message hash. Valid only with key-formatting methods PKCSOAEP or PKOAE2.

<i>Table 113. Keywords for Symmetric Key Export control information (continued)</i>	
Keyword	Description
SHA-384	Specifies to use the SHA-384 hash method to calculate the OAEP message hash. Valid only with key-formatting method PKOAEP2.
SHA-512	Specifies to use the SHA-512 hash method to calculate the OAEP message hash. Valid only with key-formatting method PKOAEP2.
Certificate validation method (One required when the input is an X.509 certificate. Otherwise, must not be specified.)	
RFC-2459	Attempt to validate the certificate using the semantics of RFC-2459.
RFC-3280	Attempt to validate the certificate using the semantics of RFC-3280
RFC-5280	Attempt to validate the certificate using the semantics of RFC-5280
RFC-ANY	Attempt to validate the certificate using first the semantics of RFC-2459, then RFC-3280, and then RFC-5280. If the certificate is not compliant with any RFC, the first error encountered (from RFC-2459 processing) is returned.
Public Key Infrastructure Usage (one optional when the input is an X.509 certificate. Otherwise, must not be specified).	
PKI-CHK	Specifies that the X.509 certificate for the other party (KRD) is to be validated against the trust chain of the PKI hosted in the adapter. This requires that the CA credentials have been installed using the Trusted Key Entry (TKE) workstation. This is the default.
PKI-NONE	Specifies that the X.509 certificate for the other party (KRD) is not to be validated against the trust chain of the PKI hosted in the adapter. This is suitable if the certificate has been validated using host-based PKI services.

source_key_identifier_length**Direction:** Input**Type:** Integer

The length of the *source_key_identifier* parameter. The minimum size is 64 bytes. The maximum size is 725 bytes.

source_key_identifier**Direction:** Input**Type:** String

The label or internal token of a secure AES DATA (version X'04'), DES DATA, or variable-length symmetric key token to encrypt under the supplied RSA public key or AES EXPORTER key. The key in the key identifier must match the algorithm in the *rule_array*. DES is the default algorithm.

transporter_key_identifier_length**Direction:** Input**Type:** Integer

The length of the *transporter_key_identifier* parameter. The maximum size is 3500 bytes for an RSA key token or 725 for an AES EXPORTER key token. The length must be 64 if *transporter_key_identifier* is a label.

transporter_key_identifier

Direction: Input
Type: String

A pointer to a string variable containing an RSA public key token, AES EXPORTER token, or label of the key to protect the exported symmetric key.

When the AESKW key formatting method is specified, this parameter must be an AES EXPORTER key token or label with the EXPORT bit on in the key-usage field. Otherwise, this parameter must be an RSA public key token or label.

enciphered_key_length

Direction: Input/Output
Type: Integer

The length of the *enciphered_key* parameter. This variable is updated with the actual length of the *enciphered_key* generated. The maximum size you can specify in this parameter is 900 bytes.

enciphered_key

Direction: Output
Type: String

A pointer to a string variable containing the key after it has been formatted and enciphered by the transport key. The enciphered key is returned either as an opaque data buffer or in an external variable-length symmetric key-token. For key-formatting method PKOAE2, the key token has no key verification pattern.

Restrictions

The restrictions for CSNDSYX.

- The RSA public-key modulus size (key length) is limited by the function control vector (FCV) to accommodate potential government export and import regulations.
- Retained keys are not supported.
- The maximum public exponent is 17 bits for any key that has a modulus greater than 2048 bits.
- As of CCA 5.4 and CCA 6.2, this verb supports three-key TDES keys. As a key management service this includes triple-length TDES key encrypting keys (KEKs). For a list of supported triple-length TDES key types beginning with Release 5.4 and Release 6.2, see [Table 10 on page 67](#).

Required commands

The required commands for CSNDSYX.

This verb requires the following commands to be enabled in the active role based on the key-formatting method and the algorithm:

Key-formatting method	Algorithm	Offset	Command
AESKW	AES	X'0327'	Symmetric Key Export - AESKW
AESKWCV (Release 4.4 or later)	DES	X'02B3'	Symmetric Key Export - AESKWCV
PKOAE2	AES	X'00FC'	Symmetric Key Export - AES, PKOAE2
PKOAE2	HMAC	X'00F5'	Symmetric Key Export - HMAC, PKOAE2

Key-formatting method	Algorithm	Offset	Command
PKCSOAEP or PKCS-1.2	AES	X'0130'	Symmetric Key Export - AES, PKCSOAEP, PKCS-1.2
PKCSOAEP or PKCS-1.2	DES	X'0105'	Symmetric Key Export - DES, PKCS-1.2
ZERO-PAD	AES	X'0131'	Symmetric Key Export - AES, ZERO-PAD
ZERO-PAD	DES	X'023E'	Symmetric Key Export - DES, ZERO-PAD

To disallow the wrapping of a key with a weaker key-encrypting key, enable the **Prohibit weak wrapping - Transport keys** command (offset X'0328') in the active role. This command affects multiple verbs. See [Chapter 26, “Access control points and verbs,”](#) on page 1259.

To receive a warning when wrapping a key with a weaker key-encrypting key, enable the **Warn when weak wrap - Transport keys** command (offset X'032C') in the active role. The **Prohibit weak wrapping - Transport keys** command (offset X'0328') overrides this command.

Usage notes

The usage notes for CSNDSYX.

The hardware configuration sets the limit on the modulus size of keys for key management; thus, this verb will fail if the RSA key modulus bit length exceeds this limit.

The strength of the exporter key expected by Symmetric Key Export depends on the attributes of the key being exported. The resulting return code and reason code when using an exporter KEK that is weaker depends on the **Disallow Weak Key Wrap** command (offset X'0328') and the **Warn when Wrapping Weak Keys** command (offset X'032C'):

- If the **Disallow Weak Key Wrap** command (offset X'0328') is disabled (the default), the key strength requirement is not enforced. Using a weaker key results in return code 0 with a nonzero reason code if the **Warn when Wrapping Weak Keys** command (offset X'032C') is enabled. Otherwise, a reason code of zero is returned.
- If the **Disallow Weak Key Wrap** (offset X'0328') access control point is enabled (using TKE), the key strength requirement will be enforced, and attempting to use a weaker key results in return code 8.

For AES DATA and AES CIPHER keys, the AES EXPORTER key must be at least as long as the key being exported to be considered sufficient strength.

Note that wrapping an AES 192-bit key or an AES 256-bit key with any RSA key will always be considered a weak wrap.

For HMAC keys, the AES EXPORTER must be sufficient strength as described in [Table 114 on page 408](#).

Key-usage field 2 in the HMAC key contains	Minimum strength of AES EXPORTER to adequately protect the HMAC key
SHA-256, SHA-384, SHA-512	256 bits
SHA-224	192 bits
SHA-1	128 bits

If an RSA public key is specified as the *transporter_key_identifier*, the RSA key used must have a modulus size greater than or equal to the total PKOAEP2 message bit length (key size plus total overhead), as described in [Table 115 on page 409](#).

Table 115. Minimum RSA modulus strength required to contain a PKOAEP2 block when exporting an AES key

AES key size	Total message sizes (and therefore minimum RSA key size) when the hash method is:			
	SHA-1	SHA-256	SHA-384	SHA-512
128 bits	736 bits	928 bits	1184 bits	1440 bits
192 bits	800 bits	992 bits	1248 bits	1504 bits
256 bits	800 bits	1056 bits	1312 bits	1568 bits

For AES keys, the AES EXPORTER must be sufficient strength as described in Table 116 on page 409.

Table 116. Minimum RSA modulus length to adequately protect an AES key

AES key to be exported	Minimum strength of RSA wrapping key to adequately protect the AES key
AES 128	3072 bits
AES 192	7860 bits
AES 256	15360 bits

JNI version

This verb has a Java Native Interface (JNI) version, which is named CSNDSYXJ.

See “Building Java applications using the CCA JNI” on page 23.

Format

```
public native void CSNDSYXJ(
    hikmNativeNumber return_code,
    hikmNativeNumber reason_code,
    hikmNativeNumber exit_data_length,
    byte[] exit_data,
    hikmNativeNumber rule_array_count,
    byte[] rule_array,
    hikmNativeNumber source_key_identifier_length,
    byte[] source_key_identifier,
    hikmNativeNumber transporter_key_identifier_length,
    byte[] transporter_key_identifier,
    hikmNativeNumber enciphered_key_length,
    byte[] enciphered_key);
```

Symmetric Key Export with Data (CSNDSXD)

Use the Symmetric Key Export with Data verb to export a symmetric key, along with some application supplied data, encrypted using an RSA key.

The clear key data is copied into the provided data field at the offset specified with the **data_offset**. Then it is encrypted using the PKCS-1.5 block type 2 formatting algorithm.

Format

The format of CSNDSXD.

```
CSNDSXD(
    return_code,
    reason_code,
    exit_data_length,
    exit_data,
    rule_array_count,
    rule_array,
    source_key_identifier_length,
    source_key_identifier,
    data_length,
    data_offset,
    data,
    RSA_public_key_identifier_length,
    RSA_public_key_identifier,
    RSA_enciphered_key_length,
    RSA_enciphered_key)
```

Parameters

The parameters for CSNDSXD.

For the definitions of the *return_code*, *reason_code*, *exit_data_length*, and *exit_data* parameters, see “Parameters common to all verbs” on page 18.

rule_array_count

Direction: Input
Type: Integer

A pointer to an integer variable containing the number of elements in the **rule_array** variable. The value must be 2.

rule_array

Direction: Input
Type: String array

A pointer to a string variable containing an array of keywords. The keywords are eight bytes in length and must be left-aligned and padded on the right with space characters. The **rule_array** keywords are described in Table 117 on page 410.

Table 117. Keywords for Symmetric Key Export with Data control information	
Keyword	Description
Algorithm (One required)	
AES	The key specified in source_key_identifier is an AES key.
DES	The key specified in source_key_identifier is a DES key.
Key Formatting method (One required)	
PKCS-EXT	Copy the clear key data (length determined by the key length in the source key token) into the provided data field at the offset specified in the data_offset parameter. Then encrypt the key using the PKCS-1.5 block type 2 formatting algorithm.

source_key_identifier_length

Direction: Input
Type: Integer

A pointer to an integer variable containing the number of bytes in the **source_key_identifier** variable. This value is 64 when a label is supplied. When the key identifier is a key token, the value is the length of the token. For DES keys, the value must be 64. For AES keys, the maximum value is 725.

source_key_identifier

Direction: Input
Type: String

An internal key token, or the label of an operational symmetric key-token record in AES or DES key storage containing an operational AES or DES key token that is to be exported. If the key is a DES key, bit 17 of the control vector must be equal to '1'b (XPORT-OK). The key must have a control vector of DATAC or DKYGENKY with subtype DKYL0, unless the **Allow Symmetric Key Export with Data Special** access control point is enabled.

If the AES key is in a fixed length key token, no control vector checking is needed. If the AES key is in a variable length token, the key type must be CIPHER. If the key type is not CIPHER, an access control point **Allow Symmetric Key Export with Data Special** must be enabled. If the key is an AES key, the key management field in the key must allow export by RSA keys and by unauthenticated asymmetric keys.

If the token supplied was encrypted under the old master key, the token is returned encrypted under the current master key.

data_length

Direction: Input
Type: Integer

The length of the **data** parameter in bytes. The maximum value is the length of the modulus (in bytes) of the **RSA_public_key_identifier** minus 11. The overall maximum value is 501.

data_offset

Direction: Input
Type: Integer

The offset in bytes from the start of the clear data (**data**) where the clear DES or AES key is to be copied. The maximum value is **data_length** minus the key length of the clear source key.

data

Direction: Input
Type: String

The clear data. The deciphered key from parameter **source_key_identifier** is copied into this data at the specified offset, and then encrypted with the key from parameter **RSA_public_key_identifier**.

RSA_public_key_identifier_length

Direction: Input
Type: Integer

The length of the **RSA_public_key_identifier** field in bytes. This value is 64 when a label is supplied. When the key identifier is a key token, the value is the length of the token. The maximum value is 3500.

RSA_public_key_identifier

Direction: Input

Symmetric Key Export with Data (CSNDSXD)

Type: String

A PKA96 RSA internal or external key-token with the RSA public key of the remote node that imports the exported key.

RSA_enciphered_key_length

Direction: Input

Type: Integer

The length of the **RSA_enciphered_key** field in bytes. On output, the variable is updated with the actual length of the **RSA_enciphered_key** parameter. The maximum length is 512.

RSA_enciphered_key

Direction: Output

Type: String

The exported RSA-enciphered key.

Restrictions

The restrictions for CSNDSXD.

As of CCA 5.4 and CCA 6.2, this verb supports three-key TDES keys. As a key management service this includes triple-length TDES key encrypting keys (KEKs). For a list of supported triple-length TDES key types beginning with Release 5.4 and Release 6.2, see [Table 10 on page 67](#).

Required commands

The required commands for CSNDSXD.

The Symmetric Key Export with Data verb requires the **Symmetric Key Export with Data** command (offset X'02B5') to be enabled in the active role.

In addition, the verb requires the following commands to be enabled in the active role based on the key-formatting method and the token algorithm:

Key-formatting method	Algorithm	Offset	Command
PKCS-EXT	AES	X'0130'	Symmetric Key Export - AES, PKCSOAEP, PKCS-1.2
PKCS-EXT	DES	X'0105'	Symmetric Key Export - DES, PKCS-1.2

The **Symmetric Key Export with Data - Special** command (offset X'02B6') affects which key types are allowed for the source key token. When offset X'02B6' is enabled in the active role, any key type can be used. When it is not enabled in the active role, the following rules apply:

- Token algorithm AES:

If the source AES key is in a fixed-length symmetric key-token, the key is always allowed. If the source AES key is in a variable-length symmetric key-token, the key type must be CIPHER.

- Token algorithm DES:

The source DES key must be in a fixed-length symmetric key-token and have one of the following:

- A control vector with bit 61 = B'1' (NOT-CCA)
- A key type of DATAC

- A key type of DKYGENKY with subtype DKYLO

Usage notes

The usage notes for CSNDSXD.

None.

JNI version

This verb has a Java Native Interface (JNI) version, which is named CSNDSXDJ.

See [“Building Java applications using the CCA JNI”](#) on page 23.

Format

```
public native void CSNDSXDJ(
    hikmNativeNumber    return_code,
    hikmNativeNumber    reason_code,
    hikmNativeNumber    exit_data_length,
    byte[]              exit_data,
    hikmNativeNumber    rule_array_count,
    byte[]              rule_array,
    hikmNativeNumber    source_key_identifier_length,
    byte[]              source_key_identifier,
    hikmNativeNumber    data_length,
    hikmNativeNumber    data_offset,
    byte[]              data,
    hikmNativeNumber    RSA_public_key_identifier_length,
    byte[]              RSA_public_key_identifier,
    hikmNativeNumber    RSA_enciphered_key_length,
    byte[]              RSA_enciphered_key);
```

Symmetric Key Generate (CSNDSYG)

Use the Symmetric Key Generate verb to generate an AES or DES DATA key and return the key in two forms: enciphered under the master key and encrypted under an RSA public key.

You can import the RSA public key encrypted form by using the Symmetric Key Import or Symmetric Key Import2 verbs at the receiving node.

Also use the Symmetric Key Generate verb to generate any DES importer or exporter key-encrypting key encrypted under a RSA public key according to the PKA92 formatting structure. See [“PKA92 key format and encryption process”](#) on page 1254 for more details about PKA92 formatting.

Note: This verb supports PCI-HSM 2016 compliant-tagged key tokens.

Format

The format of CSNDSYG.

```
CSNDSYG(
    return_code,
    reason_code,
    exit_data_length,
    exit_data,
    rule_array_count,
    rule_array,
    key_encrypting_key_identifier,
    RSA_public_key_identifier_length,
    RSA_public_key_identifier,
    local_enciphered_key_identifier_length,
    local_enciphered_key_identifier,
    RSA_enciphered_key_length,
    RSA_enciphered_key)
```

Parameters

The parameters for CSNDSYG.

For the definitions of the *return_code*, *reason_code*, *exit_data_length*, and *exit_data* parameters, see “Parameters common to all verbs” on page 18.

rule_array_count

Direction: Input

Type: Integer

A pointer to an integer variable containing the number of elements in the *rule_array* variable. This value must be 1 - 7.

rule_array

Direction: Input

Type: String array

Keywords that provide control information to the verb. The recovery method is the method to use to recover the symmetric key. Each keyword is left-aligned in an 8-byte field and padded on the right with blanks. All keywords must be in contiguous storage. The *rule_array* keywords are described in Table 119 on page 414.

<i>Table 119. Keywords for Symmetric Key Generate control information</i>	
Keyword	Description
Algorithm (One, optional)	
AES	Specifies to generate an AES key.
DES	Specifies to generate a DES key. This is the default.
Key-formatting method (One required)	
PKA92	Specifies the key-encrypting key is to be encrypted under a PKA96 RSA public key according to the PKA92 formatting structure.
PKCSOAEP	Specifies to use the method found in RSA DSI PKCS #1V2 OAEP. Supported by the DES and AES algorithms. The default hash method is SHA-1. Use the SHA-256 keyword for the SHA-256 hash method.
PKCS-1.2	Specifies the method found in RSA DSI PKCS #1 block type 02. In the RSA PKCS #1 v2.0 standard, RSA terminology describes this as the RSAES-PKCS1-v1_5 format.
ZERO-PAD	The clear key is right-aligned in the field provided, and the field is padded to the left with zeros up to the size of the RSA encryption block (which is the modulus length).
Key length (One, optional use with PKA92)	
SINGLE-R	Generates a key-encrypting key that has equal left and right halves allowing it to perform as a single-length key. Valid only for the recovery method of PKA92.
Key length (One, optional use with PKCSOAEP, PKCS-1.2, or ZERO-PAD)	
SINGLE, KEYLN8	Generates a single-length DES key. This is the default for DES keys.
DOUBLE	Generates a double-length DES key. Valid only for DES keys.
KEYLN16	Generates a double-length DES DATA key. This is the default for AES keys.
KEYLN24	Generates a triple-length DES DATA key. Valid only for AES keys

<i>Table 119. Keywords for Symmetric Key Generate control information (continued)</i>	
Keyword	Description
KEYLN32	Generates a 32-byte AES key. Valid only for AES keys
Encipherment method for the local enciphered copy of the key (One, optional for use with PKCSOAEP, PKCS-1.2, and ZERO-PAD)	
EX	The DES enciphered key is enciphered by an EXPORTER key that is provided through the <i>key_encrypting_key_identifier</i> parameter.
IM	The DES enciphered key is enciphered by an IMPORTER key that is provided through the <i>key_encrypting_key_identifier</i> parameter.
OP	The DES enciphered key is enciphered by the master key. The <i>key_encrypting_key_identifier</i> parameter is ignored. This is the default.
Key-wrapping method (One, optional)	
USECONFIG	This is the default. Specifies to wrap the key using the configuration setting for the default wrapping method. The default wrapping method configuration setting may be changed using the TKE. This keyword is ignored for AES keys.
WRAP-ENH	Use enhanced key wrapping method, which is compliant with the ANSI X9.24 standard.
WRAP-ECB	Use original key wrapping method, which uses ECB wrapping for DES key tokens and CBC wrapping for AES key tokens.
Translation control (Optional) This is valid only with key-wrapping method WRAP-ENH or with USECONFIG when the default wrapping method is WRAP-ENH. This option cannot be used on a key with a control vector valued to binary zeros.	
ENH-ONLY	Specifies to restrict the key from being wrapped with the legacy wrapping method after it has been wrapped with the enhanced wrapping method. Sets bit 56 (ENH-ONLY) of the control vector to B'1'.
Hash method (Optional). Valid only with keyword PKCSOAEP.	
SHA-1	Specifies to use the SHA-1 hash method to calculate the OAEP message hash. This is the default.
SHA-256	Specifies to use the SHA-256 hash method to calculate the OAEP message hash.
Certificate validation method (One required when the input is an X.509 certificate. Otherwise, must not be specified.)	
RFC-2459	Attempt to validate the certificate using the semantics of RFC-2459.
RFC-3280	Attempt to validate the certificate using the semantics of RFC-3280
RFC-5280	Attempt to validate the certificate using the semantics of RFC-5280
RFC-ANY	Attempt to validate the certificate using first the semantics of RFC-2459, then RFC-3280, and then RFC-5280. If the certificate is not compliant with any RFC, the first error encountered (from RFC-2459 processing) is returned.
Public Key Infrastructure Usage (one optional when the input is an X.509 certificate. Otherwise, must not be specified).	
PKI-CHK	Specifies that the X.509 certificate for the other party (KRD) is to be validated against the trust chain of the PKI hosted in the adapter. This requires that the CA credentials have been installed using the Trusted Key Entry (TKE) workstation. This is the default.

Table 119. Keywords for Symmetric Key Generate control information (continued)

Keyword	Description
PKI-NONE	Specifies that the X.509 certificate for the other party (KRD) is not to be validated against the trust chain of the PKI hosted in the adapter. This is suitable if the certificate has been validated using host-based PKI services.

key_encrypting_key_identifier**Direction:** Input/Output**Type:** String

The label or internal token of a key-encrypting key. If the *rule_array* specifies IM, this DES key must be an IMPORTER. If the *rule_array* specifies EX, this DES key must be an EXPORTER.

RSA_public_key_identifier_length**Direction:** Input**Type:** Integer

The length of the *RSA_public_key_identifier* parameter. If the *RSA_public_key_identifier* parameter is a label, this parameter specifies the length of the label. The maximum size is 3500 bytes.

RSA_public_key_identifier**Direction:** Input**Type:** String

The token, or label, of the RSA public key to be used for protecting the generated symmetric key.

local_enciphered_key_identifier_length**Direction:** Input/Output**Type:** Integer

The length of the *local_enciphered_key_identifier*. This field is updated with the actual length of the *local_enciphered_key_identifier* that is generated. The maximum length is 3500 bytes. However, this value should be 64 as in current CCA practice a DES key-token or a key label is always a 64-byte structure.

local_enciphered_key_identifier**Direction:** Input/Output**Type:** String

A pointer to a string variable containing either a key name or a key token. The control vector for the local key is taken from the identified key token. On output, the generated key is inserted into the identified key token.

On input, you must specify a token type consistent with your choice of local-key encryption. If you specify IM or EX, you must specify an external key-token. Otherwise, specify an internal key-token or a null key-token.

When PKCS0AEP, PKCS-1.2, or ZERO-PAD is specified, a null key-token can be specified. In this case, an AES DATA or DES DATA key is returned. For an internal key (OP), a default AES DATA or DATA control-vector is returned in the key token. For an external key (IM or EX), the control vector is set to null.

When using the PKA92 keyword, specify a compliant-tagged key on input to generate a compliant-tagged output key.

RSA_enciphered_key_length**Direction:** Input/Output**Type:** Integer

The length of the *RSA_enciphered_key* parameter. This verb updates this with the actual length of the *RSA_enciphered_key* it generates. The maximum size is 3500 bytes.

RSA_enciphered_key**Direction:** Input/Output**Type:** String

A pointer to a string variable containing the generated RSA-enciphered key returned by the verb. If you specify PKCSOAEP, PKCS-1.2, or ZERO-PAD, on input specify a null key token. If you specify PKA92, on input specify an internal (operational) CCA DES key-token.

Restrictions

The restrictions for CSNDSYG.

As of CCA 5.4 and CCA 6.2, this verb supports three-key TDES keys. As a key management service this includes triple-length TDES key encrypting keys (KEKs). For a list of supported triple-length TDES key types beginning with Release 5.4 and Release 6.2, see [Table 10 on page 67](#).

Required commands

The required commands for CSNDSYG.

This verb requires the following commands to be enabled in the active role based on the key-formatting method and the algorithm:

Key-formatting method	Algorithm	Offset	Command
PKCSOAEP or PKCS-1.2	AES	X'012C'	Symmetric Key Generate - AES_ PKCSOAEP_ PKCS-1.2
PKCSOAEP or PKCS-1.2	DES	X'023F'	Symmetric Key Generate - DES_ PKCS-1.2
ZERO-PAD	AES	X'012D'	Symmetric Key Generate - AES_ ZERO-PAD
ZERO-PAD	DES	X'023C'	Symmetric Key Generate - DES_ ZERO-PAD
PKA92	DES	X'010D'	Symmetric Key Generate - DES_ PKA92

The use of the WRAP-ECB or WRAP-ENH key-wrapping method keywords requires the **Symmetric Key Generate - Allow wrapping override keywords** command (offset X'013E') to be enabled.

The following access-control points are added beginning with Release 4.3:

- To disable the wrapping of a key with a weaker master key, the **Prohibit weak wrapping - Master keys** command (offset X'0333') must be enabled in the active role.
- To receive a warning when wrapping a key with a weaker master key, enable the **Warn when weak wrap - Master keys** command (offset X'0332') in the active role. The **Prohibit weak wrapping - Master keys** command overrides this command.

Usage notes

The usage notes for CSNDSYG.

The hardware configuration sets the limit on the modulus size of keys for key management; thus, this verb will fail if the RSA key modulus bit length exceeds this limit.

Specification of PKA92 with an input NOCV key-encrypting key token is not supported.

Use the PKA92 key-formatting method to generate a key-encrypting key. The verb enciphers one key copy using the key encipherment technique employed in the IBM Transaction Security System (TSS) 4753, 4755, and AS/400 cryptographic product PKA92 implementations (see [“PKA92 key format and encryption process”](#) on page 1254). The control vector for the RSA-enciphered copy of the key is taken from an internal (operational) DES key token that must be present on input in the *RSA_enciphered_key* variable.

Only key-encrypting keys that conform to the rules for an OPEX case under the Key Generate verb are permitted. The control vector for the local key is taken from a DES key token that must be present on input in the *local_enciphered_key_identifier* variable. The control vector for one key copy must be from the EXPORTER class, while the control vector for the other key copy must be from the IMPORTER class.

JNI version

This verb has a Java Native Interface (JNI) version, which is named CSNDSYGJ.

See [“Building Java applications using the CCA JNI”](#) on page 23.

Format

```
public native void CSNDSYGJ(  
    hikmNativeNumber return_code,  
    hikmNativeNumber reason_code,  
    hikmNativeNumber exit_data_length,  
    byte[] exit_data,  
    hikmNativeNumber rule_array_count,  
    byte[] rule_array,  
    byte[] key_encrypting_key_identifier,  
    hikmNativeNumber RSA_public_key_identifier_length,  
    byte[] RSA_public_key_identifier,  
    hikmNativeNumber local_enciphered_key_identifier_length,  
    byte[] local_enciphered_key_identifier,  
    hikmNativeNumber RSA_enciphered_key_length,  
    byte[] RSA_enciphered_key);
```

Symmetric Key Import (CSNDSYI)

Use the Symmetric Key Import verb to import a symmetric AES DATA or DES DATA key enciphered under an RSA public key. The verb returns the key in operational form, enciphered under the master key.

This verb also supports import of a PKA92-formatted DES key-encrypting key under a PKA96 RSA public key.

Note: This verb supports PCI-HSM 2016 compliant-tagged key tokens.

Format

The format of CSNDSYI.

```
CSNDSYI(
    return_code,
    reason_code,
    exit_data_length,
    exit_data,
    rule_array_count,
    rule_array,
    RSA_enciphered_key_length,
    RSA_enciphered_key,
    RSA_private_key_identifier_length,
    RSA_private_key_identifier,
    target_key_identifier_length,
    target_key_identifier)
```

Parameters

The parameters for CSNDSYI.

For the definitions of the *return_code*, *reason_code*, *exit_data_length*, and *exit_data* parameters, see “Parameters common to all verbs” on page 18.

rule_array_count

Direction: Input

Type: Integer

A pointer to an integer variable containing the number of elements in the *rule_array* variable. This value must be 1 - 5.

rule_array

Direction: Input

Type: String array

The keyword that provides control information to the verb. The recovery method is the method to use to recover the symmetric key. The keyword is left-aligned in an 8-byte field and padded on the right with blanks. The *rule_array* keywords are described in Table 120 on page 419.

Keyword	Description
Algorithm (One, optional)	
AES	Export an AES key.
DES	Export a DES key. This is the default.
Recovery method (One required)	
PKA92	Specifies the key-encrypting key is encrypted under a PKA96 RSA public key according to the PKA92 formatting structure.
PKCSOAEP	Specifies to use the method found in RSA DSI PKCS #1V2 OAEP. Supported by the DES and AES algorithms. The default hash method is SHA-1. Use the SHA-256 keyword for the SHA-256 hash method.
PKCS-1.2	Specifies the method found in RSA DSI PKCS #1 block type 02. In the RSA PKCS #1 v2.0 standard, RSA terminology describes this as the RSAES-PKCS1-v1_5 format.

Table 120. Keywords for Symmetric Key Import control information (continued)	
Keyword	Description
ZERO-PAD	The clear key is right-aligned in the field provided, and the field is padded to the left with zeros up to the size of the RSA encryption block (which is the modulus length).
Key-wrapping method (One, optional)	
USECONFIG	This is the default. Specifies to wrap the key using the configuration setting for the default wrapping method. The default wrapping method configuration setting may be changed using the TKE. This keyword is ignored for AES keys.
WRAP-ENH	Specifies to wrap the key using the legacy wrapping method. This keyword is ignored for AES keys.
WRAP-ECB	Specifies to wrap the key using the enhanced wrapping method. Valid only for DES keys.
Translation control (Optional) This is valid only with key-wrapping method WRAP-ENH or with USECONFIG when the default wrapping method is WRAP-ENH. This option cannot be used on a key with a control vector valued to binary zeros.	
ENH-ONLY	Specifies to restrict the key from being wrapped with the legacy wrapping method after it has been wrapped with the enhanced wrapping method. Sets bit 56 (ENH-ONLY) of the control vector to B'1'.
Hash method (Optional). Valid only with keyword PKCSOAEP.	
SHA-1	Specifies to use the SHA-1 hash method to calculate the OAEP message hash. This is the default.
SHA-256	Specifies to use the SHA-256 hash method to calculate the OAEP message hash.

RSA_enciphered_key_length**Direction:** Input**Type:** Integer

The length of the *RSA_enciphered_key* parameter. The maximum size is 3500 bytes.

RSA_enciphered_key**Direction:** Input**Type:** String

The key to import, protected under an RSA public key. The encrypted key is in the low-order bits (right-aligned) of a string whose length is the minimum number of bytes that can contain the encrypted key. This string is left-aligned within the *RSA_enciphered_key* parameter.

RSA_private_key_identifier_length**Direction:** Input**Type:** Integer

The length of the *RSA_private_key_identifier* parameter. When the *RSA_private_key_identifier* parameter is a key label, this field specifies the length of the label. The maximum size is 3500 bytes.

RSA_private_key_identifier**Direction:** Input**Type:** String

An internal RSA private key token or label whose corresponding public key protects the symmetric key.

target_key_identifier_length

Direction: Input/Output

Type: Integer

The length of the *target_key_identifier* parameter. This field is updated with the actual length of the *target_key_identifier* that is generated. The maximum length is 3500 bytes.

target_key_identifier

Direction: Input/Output

Type: String

This field contains the internal token of the imported symmetric key.

Except for PKA92 processing, this verb produces a DATA key token with a key of the same length as that contained in the imported token.

When the *RSA_private_key_identifier* is compliant-tagged, the key is imported as a compliant-tagged key token.

Restrictions

The restrictions for CSNDSYI.

As of CCA 5.4 and CCA 6.2, this verb supports three-key TDES keys. As a key management service this includes triple-length TDES key encrypting keys (KEKs). For a list of supported triple-length TDES key types beginning with Release 5.4 and Release 6.2, see [Table 10 on page 67](#).

Required commands

The required commands for CSNDSYI.

This verb requires the following commands to be enabled in the active role based on the key-formatting method and the algorithm:

Key-formatting method	Algorithm	Offset	Command
PKA92 and DATA, MAC, MACVER, KEYGENKY, EXPORTER, or OKEYXLAT key	DES	X'0235'	Symmetric Key Import - DES, PKA92 KEK
PKCSOAEP or PKCS-1.2	AES DES	X'012E' X'0106'	Symmetric Key Import - AES, PKCSOAEP, PKCS-1.2 Symmetric Key Import - DES, PKCS-1.2
ZERO-PAD	AES DES	X'012F' X'023D'	Symmetric Key Import - AES, ZERO-PAD Symmetric Key Import - DES, ZERO-PAD
WRAP-ECB or WRAP-ENH, when the default key-wrapping method setting does not match the keyword	DES	X'0144'	Symmetric Key Import - Allow wrapping override keywords

The following access control points control the use of weak transport keys:

Symmetric Key Import2 (CSNDSYI2)

- To disallow the import of a key wrapped with a weaker transport key, the **Symmetric Key Import2 - disallow weak import** command (offset X'032B') must be enabled in the active role.
- To disable the wrapping of a key with a weaker transport key, the **Prohibit weak wrapping - Transport keys** command (offset X'0328') must be enabled in the active role.
- To receive an informational message when wrapping a key with a weaker key-encrypting key, enable the **Warn when weak wrap - Transport keys** command (offset X'032C') in the active role. The **Prohibit weak wrapping - Transport keys** command overrides this command.

The following access control points control the use of weak master keys:

- To disable the wrapping of a key with a weaker master key, the **Prohibit weak wrapping - Master keys** command (offset X'0333') must be enabled in the active role.
- To receive a warning when wrapping a key with a weaker master key, enable the **Warn when weak wrap - Master keys** command (offset X'0332') in the active role. The **Prohibit weak wrapping - Master keys** command overrides this command.

Usage notes

The usage notes for CSNDSYI.

The hardware configuration sets the limit on the modulus size of keys for key management; thus, this verb will fail if the RSA key modulus bit length exceeds this limit.

Use of PKA92 with an input NOCV key-encrypting key token is not supported.

During initialization of a CEX*C, an Environment Identifier (EID) of zero will be set in the coprocessor. This will be interpreted by the Symmetric Key Import verb to mean that environment identification checking is to be bypassed. Thus it is possible on a Linux on Z system for a key-encrypting key RSA-enciphered at a node (EID) to be imported at the same node.

JNI version

This verb has a Java Native Interface (JNI) version, which is named CSNDSYIJ.

See [“Building Java applications using the CCA JNI” on page 23](#).

Format

```
public native void CSNDSYIJ(  
    hikmNativeNumber return_code,  
    hikmNativeNumber reason_code,  
    hikmNativeNumber exit_data_length,  
    byte[] exit_data,  
    hikmNativeNumber rule_array_count,  
    byte[] rule_array,  
    hikmNativeNumber RSA_enciphered_key_length,  
    byte[] RSA_enciphered_key,  
    hikmNativeNumber RSA_private_key_identifier_length,  
    byte[] RSA_private_key_identifier,  
    hikmNativeNumber target_key_identifier_length,  
    byte[] target_key_identifier);
```

Symmetric Key Import2 (CSNDSYI2)

Use the Symmetric Key Import2 verb to import a symmetric key that is contained in an external variable-length symmetric key-token, and that has been exported by the Symmetric Key Export verb or the Key Generate2 verb, into an internal variable-length symmetric key-token, or into an internal fixed-length DES key-token.

The enciphered input key to be imported can be one of the following, depending on what release is used:

- In all releases, the input key cant be an **HMAC** key that has been previously formatted using key-formatting method **PKOAEP2**.

- AES keys are supported along with support for the AES token algorithm. With this support, the input key can also be an HMAC key that has been previously formatted using key-formatting method **AESKW**, provided that the operational AES key-encrypting key used to encipher the key is provided. Likewise, an AES key can either be in an external AES variable-length symmetric key-token enciphered under an AES key-encrypting key (**AESKW**), or an RSA public-key (**PKOAE2**).
- DES keys are supported, along with support for the DES token algorithm. With this support, the input key must have a key type of DESUSECV. A DESUSECV key contains the control vector and other information necessary to recreate the original internal fixed-length DES key-token.

When importing a DES key, the verb must decide whether to use the legacy ECB mode or the enhanced CBC mode when wrapping the key in the target key-token. New optional key-wrapping method keywords are added to select which key-wrapping method to use.

Also when importing a DES key, a new optional translation control keyword allows the target key to be restricted to being wrapped only with the enhanced CBC method once it has been wrapped with the enhanced method.

Before importing a DES key (Release 4.4 or later), the verb must determine whether to wrap the target key in legacy ECB mode or in enhanced CBC mode. These factors influence the key-wrapping method used for the imported target key-token:

1. The first is the default internal key-token key-wrapping preference of the receiving system where the target key token will be created. The receiving system can be set to a preference to wrap internal key tokens in either ECB or Enhanced modes.
2. The second is the key-wrapping method used to wrap the original key which was exported from the originating system.
3. The third is the key-wrapping method used by the verb which is specified by an optional key-wrapping method keyword or by default.

Note: This verb supports PCI-HSM 2016 compliant-tagged key tokens.

[Table 121 on page 424](#) and [Table 122 on page 425](#) show how the key-wrapping method will be determined for the target key, based on the previously explained factors.

<i>Table 121. Symmetric Key Import2 key-wrapping method of target key when system default is ECB (Legacy)</i>		
Wrap method of original key that was exported	Key-wrapping method keyword	Key-wrapping method used for the imported target key
ECB (Legacy)	USECONFIG	ECB (Legacy).
	WRAP-ECB	Under control of command Symmetric Key Import2 - Allow wrapping override keywords (offset X'02B9'): <ul style="list-style-type: none"> • If X'02B9' is enabled, ECB (Legacy). • If X'02B9' is not enabled, not authorized error is returned.
	WRAP-ENH	Under control of offset X'02B9': <ul style="list-style-type: none"> • If X'02B9' is enabled, Enhanced. In addition, if ENH-ONLY keyword, CV bit 56 is set to B'1' (ENH-ONLY). • If X'02B9' is not enabled, not authorized error is returned.
Enhanced with CV bit 56 = B'0' (not ENH-ONLY)	USECONFIG	ECB (Legacy).
	WRAP-ECB	Under control of command offset X'02B9': <ul style="list-style-type: none"> • If X'02B9' is enabled, ECB (Legacy). • If X'02B9' is not enabled, not authorized error is returned.
	WRAP-ENH	Under control of offset X'02B9': <ul style="list-style-type: none"> • If X'02B9' is enabled, Enhanced. In addition, if ENH-ONLY keyword, CV bit 56 is set to B'1' (ENH-ONLY). • If X'02B9' is not enabled, not authorized error is returned.
Enhanced with CV bit 56 = B'1' (ENH-ONLY)	USECONFIG	Control information in the key token conflicts with that in the rule array error is returned.
	WRAP-ECB	Under control of offset X'02B9': <ul style="list-style-type: none"> • If X'02B9' is enabled, control information in the key token conflicts with that in the rule array error is returned. • If X'02B9' is not enabled, not authorized error is returned.
	WRAP-ENH	Under control of offset X'02B9': <ul style="list-style-type: none"> • If X'02B9' is enabled, Enhanced and CV bit 56 is set to B'1' (ENH-ONLY). • If X'02B9' is not enabled, error not authorized is returned.
Note: Conversion of an original key-token wrapped in Enhanced mode to an imported target key-token wrapped in ECB mode reduces security for that key. In this case, a command to override the system key-wrapping default is required.		

Table 122. Symmetric Key Import2 key-wrapping method of target key when system default is CBC (Enhanced)

Wrap method of original key that was exported	Key-wrapping method keyword	Key-wrapping method used for the imported target key
ECB (Legacy)	USECONFG	Enhanced. In addition, if ENH-ONLY keyword, CV bit 56 is set to B'1' (ENH-ONLY).
	WRAP-ECB	Under control of offset X'02B9': <ul style="list-style-type: none"> • If X'02B9' is enabled, ECB (Legacy). • If X'02B9' is not enabled, not authorized error is returned.
	WRAP-ENH	Enhanced. In addition, if ENH-ONLY keyword, CV bit 56 is set to B'1' (ENH-ONLY).
Enhanced with CV bit 56 = B'0' (not ENH-ONLY)	USECONFG	Enhanced. If ENH-ONLY keyword, CV bit 56 is set to B'1' (ENH-ONLY).
	WRAP-ECB	Under control of offset X'02B9': <ul style="list-style-type: none"> • If X'02B9' is enabled, ECB (Legacy). • If X'02B9' is not enabled, not authorized error is returned.
	WRAP-ENH	Enhanced. In addition, if ENH-ONLY keyword, CV bit 56 is set to B'1' (ENH-ONLY).
Enhanced with CV bit 56 = B'1' (ENH-ONLY)	USECONFG	Enhanced and CV bit 56 is set to B'1' (ENH-ONLY).
	WRAP-ECB	Under control of offset X'02B9': <ul style="list-style-type: none"> • If X'02B9' is enabled, control information in the key token conflicts with that in the rule array error is returned. • If X'02B9' is not enabled, not authorized error is returned.
	WRAP-ENH	Under control of offset X'02B9': <ul style="list-style-type: none"> • If X'02B9' is enabled, enhanced and CV bit 56 is set to B'1' (ENH-ONLY). • If X'02B9' is not enabled, not authorized error is returned.
<p>Note: Conversion of an original key-token wrapped in ECB (Legacy) mode to an imported target key-token wrapped in Enhanced (CBC) mode improves security for that key.</p>		

Format

The format of CSNDSYI2.

```
CSNDSYI2(
    return_code,
    reason_code,
    exit_data_length,
    exit_data,
    rule_array_count,
    rule_array,
    enciphered_key_length,
    enciphered_key,
    transport_key_identifier_length,
    transport_key_identifier,
    key_name_length,
    key_name,
    target_key_identifier_length,
    target_key_identifier)
```

Parameters

The parameters for CSNDSYI2.

For the definitions of the *return_code*, *reason_code*, *exit_data_length*, and *exit_data* parameters, see [“Parameters common to all verbs” on page 18](#).

rule_array_count

Direction: Input

Type: Integer

The number of keywords you supplied in the *rule_array* parameter. This value must be 2.

rule_array

Direction: Input

Type: String array

The keywords that provide control information to the verb. The following table provides a list. The recovery method is the method to use to recover the symmetric key. The keywords must be 8 bytes of contiguous storage with the keyword left-aligned in its 8-byte location and padded on the right with blanks. The *rule_array* keywords are described in [Table 123 on page 426](#).

Keyword	Description
Algorithm (One, required)	
AES	The key being imported is an AES key.
DES	The key being imported is a DES key.
HMAC	The key being imported is an HMAC key. Only the PKOAE2 recovery method is supported.
Recovery method (One, required)	
AESKW	Specifies the enciphered key has been wrapped with the AESKW formatting method.
AESKWCV	Specifies that the key is to be formatted using AESKW and placed in a symmetric variable length CCA token of type DESUSECV. The transport_key_identifier must be an AES EXPORTER key. The DES control vector and other significant token information is in the associated data section of the variable length key token. Only valid with the DES token algorithm.

Table 123. Keywords for Symmetric Key Import2 control information (continued)	
Keyword	Description
PKOAEP2	Specifies to format the key according to the method found in RSA DSI PKCS #1 v2.1 RSAES-OAEP documentation.
Key wrapping method (Optional, valid only for DES algorithm. The access control point Symmetric Key Import2 - Allow wrapping override keywords must be enabled to specify these keywords)	
USECONFIG	This is the default. Specifies to wrap the key using the configuration setting for the default wrapping method. The default wrapping method configuration setting may be changed using the TKE. This keyword is ignored for AES keys.
WRAP-ENH	Specifies that the new enhanced wrapping method is to be used to wrap the key.
WRAP-ECB	Specifies that the original wrapping method is to be used.
Translation Control (Optional, valid only for enhanced wrapping)	
ENH-ONLY	Specify this keyword to indicate that the key once wrapped with the enhanced method cannot be wrapped with the original method. This restricts translation to the original method.

Note: There is no need for a hash method keyword, because the hash method is encoded in the external key-token carrying the encoded and encrypted payload.

enciphered_key_length

Direction: Input

Type: Integer

The length of the *enciphered_key* parameter. The maximum size is 900 bytes.

enciphered_key

Direction: Input

Type: String

The key to import, protected under either an RSA public key or an AES KEK. If the recovery method is PKOAEP2, the encrypted key is in the low-order bits (right-aligned) of a string whose length is the minimum number of bytes that can contain the encrypted key. If the recovery method is AESKW, the encrypted key is an AES key or HMAC key in the external variable length key token.

transport_key_identifier_length

Direction: Input

Type: Integer

The length of the *transport_key_identifier* parameter. When the *transport_key_identifier* parameter is a key label, this field must be 64. The maximum size is 3500 bytes for an RSA private key, or 725 bytes for an AES IMPORTER KEK.

transport_key_identifier

Direction: Input

Type: String

An internal RSA private key token, internal AES IMPORTER KEK, or the 64-byte label of a key token whose corresponding key protects the symmetric key.

When the AESKW key formatting method is specified, this parameter must be an AES IMPORTER key with the IMPORT bit on in the key-usage field. Otherwise, this parameter must be an RSA private key.

Symmetric Key Import2 (CSNDSYI2)

key_name_length

Direction: Input

Type: Integer

The length of the *key_name* parameter for *target_key_identifier*. Valid values are 0 and 64.

key_name

Direction: Input

Type: String

A 64-byte key store label to be stored in the associated data structure of *target_key_identifier*.

target_key_identifier_length

Direction: Input/Output

Type: Integer

On input, the length in bytes of the buffer for the *target_key_identifier* parameter. The buffer must be large enough to receive the target key token. The maximum value is 725 bytes.

On output, the parameter will hold the actual length of the target key token.

target_key_identifier

Direction: Output

Type: String

This parameter contains the internal token of the imported symmetric key.

When the *transport_key_identifier* is compliant-tagged, the key is imported as a compliant-tagged key token.

Restrictions

The restrictions for CSNDSYI2.

- The exponent of the RSA public key must be odd.
- As of CCA 5.4 and CCA 6.2, this verb supports three-key TDES keys. As a key management service this includes triple-length TDES key encrypting keys (KEKs). For a list of supported triple-length TDES key types beginning with Release 5.4 and Release 6.2, see [Table 10 on page 67](#).

Required commands

The required commands for CSNDSYI2.

The Symmetric Key Import2 verb requires the following commands to be enabled in the active role:

Key-formatting method keyword	Token algorithm keyword	Offset	Command
AESKW (Rel. 4.2 or later)	AES or HMAC	X'0329'	Symmetric Key Import2 - AESKW
AESKWCV (Release 4.4 or later)	DES	X'02B4'	Symmetric Key Import2 - AESKWCV

Key-formatting method keyword	Token algorithm keyword	Offset	Command
WRAP-ECB or WRAP-ENH, when the default key-wrapping method setting does not match the keyword	DES	X'02B9'	Symmetric Key Import2 - Allow wrapping override keywords
PKOAEP2	AES (Rel. 4.2 or later)	X'00FD'	Symmetric Key Import2 - AES, PKOAEP2
PKOAEP2	HMAC	X'00F4'	Symmetric Key Import2 - HMAC, PKOAEP2

To disallow the import of a key wrapped with a weaker transport key, the **Symmetric Key Import2 - disallow weak import** command (offset X'032B') must be enabled in the active role. This command affects multiple verbs. See Chapter 26, "Access control points and verbs," on page 1259.

To receive a warning against the wrapping of a stronger key with a weaker key, the **Warn when weak wrap - Transport keys** command (offset X'032C') must be enabled in the active role. The **Symmetric Key Import2 - disallow weak import** command overrides this command.

To disable the wrapping of a key with a weaker master key, the **Prohibit weak wrapping - Master keys** command (offset X'0333') must be enabled in the active role.

To receive a warning when wrapping a key with a weaker master key, enable the **Warn when weak wrap - Master keys** command (offset X'0332') in the active role. The **Prohibit weak wrapping - Master keys** command overrides this command.

Usage notes

The usage notes for CSNDSYI2.

This is the message layout used to encode the key material exported with the PKOAEP2 formatting method.

Field	Size	Value
Hash field	32 bytes	SHA-256 hash of associated data section in the source key identifier
Key bit length	2 bytes	Variable
Key material	length in bytes of the key material (rounded up to the nearest byte)	Variable

Hash field

The associated data for the HMAC variable length token is hashed using SHA-256.

Key bit length

A 2-byte key bit length field.

Key material

The key material is padded to the nearest byte with '0' bits.

The hardware configuration sets the limit on the modulus size of keys for key management; thus, this verb will fail if the RSA key modulus bit length exceeds this limit.

Specification of PKA92 with an input NOCV key-encrypting key token is not supported.

During initialization of a CEX*C, an Environment Identifier (EID) of zero is set in the coprocessor. This is interpreted by the Symmetric Key Import2 verb to mean that environment identification checking is to be

Trusted Block Create (CSNDTBC)

bypassed. Thus it is possible on a Linux on Z platform for a key-encrypting key RSA-enciphered at a node (EID) to be imported at the same node.

JNI version

This verb has a Java Native Interface (JNI) version, which is named CSNDSYI2J.

See [“Building Java applications using the CCA JNI”](#) on page 23.

Format

```
public native void CSNDSYI2J(  
    hikmNativeNumber return_code,  
    hikmNativeNumber reason_code,  
    hikmNativeNumber exit_data_length,  
    byte[] exit_data,  
    hikmNativeNumber rule_array_count,  
    byte[] rule_array,  
    hikmNativeNumber enciphered_key_length,  
    byte[] enciphered_key,  
    hikmNativeNumber transport_key_identifier_length,  
    byte[] transport_key_identifier,  
    hikmNativeNumber key_name_length,  
    byte[] key_name,  
    hikmNativeNumber target_key_identifier_length,  
    byte[] target_key_identifier);
```

Trusted Block Create (CSNDTBC)

The verb creates an external trusted block under dual control. A trusted block is an extension of CCA PKA key tokens using new section identifiers.

Trusted blocks are an integral part of a remote key-loading process. They contain various items, some of which are optional, and some of which can be present in different forms. Tokens are composed of concatenated sections. For a detailed description of a trusted block, including its format and field values, see [“Trusted blocks”](#) on page 1170.

Creating an external trusted block: Create an active external trusted block in two steps:

1. Create an inactive external trusted block using the `INACTIVE rule_array` keyword. This step requires the **Trusted Block Create - Create Block in inactive form** command (offset X'030F') to be enabled in the active role.
2. Complete the creation process by activating (promoting) an inactive external trusted block using the `ACTIVE rule_array` keyword. This step requires the **Trusted Block Create - Activate an inactive block** command (offset X'0310') to be enabled in the active role. Changing an external trusted block from inactive to active effectively approves the trusted block for further use.

Note: Authorize each command in a different role to enforce a dual-control policy.

The creation of an external trusted block typically takes place in a highly secure environment. Use [“PKA Key Import \(CSNDPKI\)”](#) on page 908 to import an active external trusted block into the desired node. The imported internal trusted block can then be used as input to [“Remote Key Export \(CSNDRKX\)”](#) on page 392 in order to generate or export DES keys.

Creating an inactive external trusted block: To create an inactive external trusted block, use a `rule_array_count` of 1 and a `rule_array` keyword of `INACTIVE`. Identify the input trusted block using the `input_block_identifier` parameter, and set the `input_block_identifier_length` variable to the length of the key label or the key token of the input block. The input block can be any one of these forms:

- An uninitialized trusted block. The trusted block is complete except that it does not have MAC protection.
- An inactive trusted block. The trusted block is external, and it is in inactive form. MAC protection is present due to recycling of an existing inactive trusted block.

- An active trusted block. The trusted block is internal or external, and it is in active form. MAC protection is present due to recycling of an existing active trusted block.

Note: The MAC key is replaced with a new MAC key, and any RKX key-token created with the input trusted block cannot be used with the output trusted block.

This verb randomly generates a confounder and triple-length MAC key, and uses a variant of the MAC key to calculate an ISO 16609 CBC mode TDES MAC of the trusted block contents. To protect the MAC key, the verb encrypts the confounder and MAC key using a variant of an IMP-PKA key. The calculated MAC and the encrypted confounder and MAC key are embedded in the output trusted block. Use the *transport_key_identifier* parameter to identify the key token that contains the IMP-PKA key.

On input, set the *trusted_block_identifier_length* variable to the length of the key label or at least the size of the output trusted block. The output trusted block is returned in the key-token identified by the *trusted_block_identifier* parameter, and the verb updates the *trusted_block_identifier_length* variable to the size of the key token if a key label is not specified.

Creating an active external trusted block: To create an active external trusted block, use a *rule_array_count* of 1 and a *rule_array* keyword of ACTIVE. Identify the input trusted block using the *input_block_identifier* parameter, and set the *input_block_identifier_length* variable to the length of the key label or the key token of the input block. The input block must be an inactive external trusted block that was created using the INACTIVE *rule_array* keyword.

Use the *transport_key_identifier* parameter to identify the key token that contains the IMP-PKA key.

On input, set the *trusted_block_identifier_length* variable to the length of the key label or at least the size of the output trusted block. The verb returns an error if the input trusted block is not valid. Otherwise, it changes the flag in the trusted block information section from the inactive state to the active state, recalculates the MAC, and embeds the updated MAC value in the output trusted block.

The output trusted block is returned in the key-token identified by the *trusted_block_identifier* parameter, and the verb updates the *trusted_block_identifier_length* variable to the size of the key token if a key label is not specified.

Format

The format of CSNDTBC.

```
CSNDTBC(
    return_code,
    reason_code,
    exit_data_length,
    exit_data,
    rule_array_count,
    rule_array,
    input_block_identifier_length,
    input_block_identifier,
    transport_key_identifier,
    trusted_block_identifier_length,
    trusted_block_identifier)
```

Parameters

The parameters for CSNDTBC.

For the definitions of the *return_code*, *reason_code*, *exit_data_length*, and *exit_data* parameters, see [“Parameters common to all verbs” on page 18](#).

rule_array_count

Direction: Input

Type: Integer

Trusted Block Create (CSNDTBC)

A pointer to an integer variable containing the number of elements in the *rule_array* variable. This value must be 1.

rule_array

Direction: Input

Type: String array

A pointer to a string variable containing an array of keywords. The keywords are eight bytes in length and must be left-aligned and padded on the right with space characters. The *rule_array* keywords are described in [Table 125 on page 432](#).

<i>Table 125. Keywords for Trusted Block Create control information</i>	
Keyword	Description
Operation (One required)	
INACTIVE	Create an external trusted block, based on the <i>input_block_identifier</i> variable, and set the active flag to B'0'. This makes the trusted block unusable in any other CCA services.
ACTIVE	Create an external trusted block, based on the token identified by the <i>input_block_identifier</i> parameter, and change the active flag from B'0' to B'1'. This makes the trusted block usable in other CCA services

input_block_identifier_length

Direction: Input

Type: Integer

A pointer to an integer variable containing the number of bytes in the *input_block_identifier* variable. The maximum length is 3500 bytes.

input_block_identifier

Direction: Input

Type: String

A pointer to a string variable containing a trusted block key-token or the key label of a trusted block key-token that has been built according to the format specified in “Trusted blocks” on [page 1170](#). The trusted block key-token will be updated by the verb and returned in the *trusted_block_identifier* variable.

When the operation is INACTIVE, the trusted block can have MAC protection (for example, due to recycling of an existing trusted block), but typically it does not.

transport_key_identifier

Direction: Input

Type: String

A pointer to a string variable containing an operational CCA DES key-token or the key label of an operational CCA DES key-token record. The key token must be of type IMP-PKA.

An IMP-PKA key type is an IMPORTER key-encrypting key with only its IMPORT key-usage bit (bit 21) on; its other key-usage bits (IMEX, OPIM, IMIM, and XLATE) must be off.

Note: An IMP-PKA control vector can be built using “[Control Vector Generate \(CSNBCVG\)](#)” on [page 201](#) with a key type of IMPORTER and a *rule_array* keyword of IMPORT.

trusted_block_identifier_length**Direction:** Input/Output**Type:** Integer

A pointer to an integer variable containing the number of bytes of data in the *trusted_block_identifier* variable. The maximum length is 3500 bytes. The output trusted block token can be up to seven bytes longer than the input trusted block token due to padding.

trusted_block_identifier**Direction:** Output**Type:** String

A pointer to a string variable containing a trusted block token or a label of a trusted block token returned by the verb.

Restrictions

The restrictions for CSNDTBC.

- AES keys are not supported by this verb.
- As of CCA 5.4 and CCA 6.2, this verb supports three-key TDES keys. As a key management service this includes triple-length TDES key encrypting keys (KEKs). For a list of supported triple-length TDES key types beginning with Release 5.4 and Release 6.2, see [Table 10 on page 67](#).

Required commands

The required commands for CSNDTBC.

The verb requires the following commands to be enabled in the active role based on the keyword specified for the operation rule:

<i>rule_array</i> keyword	Offset	Command
INACTIVE	X'030F'	Trusted Block Create - Create Block in inactive form
ACTIVE	X'0310'	Trusted Block Create - Activate an inactive block

To prevent a weaker transport key (key-encrypting key) from being used to encipher a triple-length MAC key into an external trusted block, enable the **TBC - Disallow triple-length MAC key** command (offset X'032E') to be enabled in the active role.

Usage notes

The usage notes for CSNDRKX.

None.

JNI version

This verb has a Java Native Interface (JNI) version, which is named CSNDTBCJ.

See [“Building Java applications using the CCA JNI” on page 23](#).

Format

```
public native void CSNDTBCJ(
    hikmNativeNumber return_code,
    hikmNativeNumber reason_code,
```

Unique Key Derive (CSNBUKD)

```
hikmNativeNumber  exit_data_length,  
byte[]            exit_data,  
hikmNativeNumber  rule_array_count,  
byte[]            rule_array,  
hikmNativeNumber  input_block_identifier_length,  
byte[]            input_block_identifier,  
byte[]            transport_key_identifier,  
hikmNativeNumber  trusted_block_identifier_length,  
byte[]            trusted_block_identifier);
```

Unique Key Derive (CSNBUKD)

The Unique Key Derive verb performs the key derivation process as defined in ANSI X9.24 Part 1.

The process derives keys from two values: the base derivation key and the derivation data:

- The base derivation key is the key from which the others are derived. This must be a KEYGENKY with the UKPT bit (bit 18) set to 1 in the Control Vector.
- The derivation data is used to make the derived key specific to a particular device and to a specific transaction from that device. The derivation data, called the Current Key Serial Number (CKSN), is the 80-bit concatenation of the device's 59-bit Initial Key Serial Number value and the 21-bit value of the current encryption counter which the device increments for each new transaction.

The Initial Pin Encryption Key (IPEK) is derived from the base derivation key and the initial derivation data. Specify the K3IPEK rule array keyword to return the IPEK.

Rule array keywords determine the types and number of keys derived on a particular call. See the Rule Array parameter description for more information.

Output keys are wrapped using the mode configured as the default wrapping mode, either enhanced wrapping mode (WRAP-ENH) or original ECB wrapping mode (WRAP-ECB).

Note: This verb supports PCI-HSM 2016 compliant-tagged key tokens.

Format

The format of CSNBUKD.

```
CSNBUKD(  
    return_code,  
    reason_code,  
    exit_data_length,  
    exit_data,  
    rule_array_count,  
    rule_array,  
    base_derivation_key_identifier_length,  
    base_derivation_key_identifier,  
    derivation_data_length,  
    derivation_data,  
    generated_key_identifier1_length,  
    generated_key_identifier1,  
    generated_key_identifier2_length,  
    generated_key_identifier2,  
    generated_key_identifier3_length,  
    generated_key_identifier3,  
    transport_key_identifier_length,  
    transport_key_identifier,  
    reserved1_length,  
    reserved1,  
    reserved2_length,  
    reserved2,  
    reserved3_length,  
    reserved3,  
    reserved4_length,  
    reserved4,  
    reserved5_length,  
    reserved5)
```


Parameters

The parameter definitions for CSNBUKD.

For the definitions of the *return_code*, *reason_code*, *exit_data_length*, and *exit_data* parameters, see “Parameters common to all verbs” on page 18.

rule_array_count

Direction: Input

Type: Integer

A pointer to an integer variable containing the number of elements in the **rule_array** variable. Values are in the range 1 - 5.

rule_array

Direction: Input

Type: String array

An array of 8-byte keywords providing the processing control information to the verb. The keywords must be in contiguous storage with each of the keywords left-justified in its own 8-byte location and padded on the right with blanks. The **rule_array** keywords are described in [Table 126 on page 435](#).

<i>Table 126. Keywords for Unique Key Derive control information</i>	
Keyword	Description
Algorithm (One, optional. The default is DES.)	
DES	Specifies that the keys to be generated are DES (Triple DES) keys. All input skeleton tokens must be DES tokens and all generated output tokens are DES tokens.
Token output type (One, required for K3IPEK.)	
TDES-TOK	Specifies that the output IPEK should be wrapped by the TDES transport key and returned in an external TDES token.
TR31-TOK	Specifies that the output IPEK should be wrapped by the TDES transport key and returned in a TR-31 key block.
Key wrapping method (One, optional. The default is USECONFIG.) The access control point Unique Key Derive - Override Default Wrapping Method must be enabled to specify these keywords.	
USECONFIG	Specifies to wrap the key using the configuration setting for the default wrapping method. The default wrapping method configuration setting may be changed using the TKE. This keyword is ignored for AES keys.
WRAP-ECB	Specifies to wrap the key using the original wrapping method.
WRAP-ENH	Specifies to wrap the key using the enhanced wrapping method.
Output key selection keywords (One required, up to 3 can be specified.) Neither the PIN-DATA nor the K3IPEK keyword can be specified with any other Output Key Selection keywords. Any combination of the other keywords (K1DATA, K2MAC, and K3PIN) can be specified, enabling a program to produce up to 3 different output keys with one call.	

<i>Table 126. Keywords for Unique Key Derive control information (continued)</i>	
Keyword	Description
K1DATA	<p>The returned key type for this keyword is a DATA ENCRYPTION key. This is the output key selection keyword for the generated_key_identifier1_length and generated_key_identifier1 parameters.</p> <p>The output value generated_key_identifier1 is created and is a data encryption key. The skeleton token provided in that parameter on input must be one of the permitted data encryption key types for this callable service. For valid values see Table 127 on page 440.</p>
<i>Data encryption direction or initiation (one, optional, with K1DATA, otherwise not allowed).</i>	
REQ-ENC	Specifies to derive a data encryption key to be used to send or process a request. See Table 129 on page 442 .
RSP-ENC	Specifies to derive a MAC key to be used to send or process a response. See Table 129 on page 442 .
K2MAC	<p>The returned key type for this keyword is a MAC key. This is the output key selection keyword for the generated_key_identifier2_length and generated_key_identifier2 parameters.</p> <p>The output value generated_key_identifier2 is created and is a MAC key. The skeleton token provided in that parameter on input must be one of the permitted MAC key types for this callable service. For valid values, see Table 127 on page 440.</p>
<i>MAC direction or initiation (one, optional, with K2MAC, otherwise not allowed).</i>	
REQ-MAC	Specifies to derive a MAC key to be used to send or process a request. See Table 129 on page 442 .
RSP-MAC	Specifies to derive a MAC key to be used to send or process a response. See Table 129 on page 442 .
K3PIN	<p>The returned key type for this keyword is a PIN key. This is an output key selection keyword for the generated_key_identifier3_length and generated_key_identifier3 parameters.</p> <p>The output value generated_key_identifier3 is created and is a PIN key. The skeleton token provided in that parameter on input must be one of the permitted PIN key types for this callable service. For valid values see Table 127 on page 440.</p>
K3IPEK	<p>The returned key for this keyword is the IPEK. This is an output key selection keyword for the generated_key_identifier3_length and generated_key_identifier3 parameters.</p> <p>The output value generated_key_identifier3 will be created and will be the initial PIN encryption key wrapped by the TDES transport key and returned in an external symmetric token or TR-31 key block as indicated by the token output type keyword. The skeleton token provided in that parameter on input must be one of the permitted PIN key types for this callable service. For valid values see Table 127 on page 440.</p> <p>This keyword may not be combined with any other output key selection keyword.</p>

Table 126. Keywords for Unique Key Derive control information (continued)

Keyword	Description
PIN-DATA	<p>The returned key type for this keyword is a PIN key, which is returned in a DATA key token. This is an output key selection keyword for the generated_key_identifier3_length and generated_key_identifier3 parameters.</p> <p>The output value generated_key_identifier3 is created and will be a DATA key. The skeleton token provided in that parameter on input must be one of the permitted "PIN key with rule keyword PIN-DATA" key types for this callable service. For valid values, see Table 127 on page 440.</p> <p>To use this option:</p> <ul style="list-style-type: none"> Control Vector bit 61 (Not-CCA) is set to a B'1'. Access control point Unique Key Derive - Allow PIN-DATA processing must be enabled.

base_derivation_key_identifier_length**Direction:** Input**Type:** Integer

Length of the **base_derivation_key_identifier** parameter in bytes. This value must be 64.

base_derivation_key_identifier**Direction:** Input/Output**Type:** String

The base derivation key is the key from which the operational keys are derived using the DUKPT algorithms defined in ANSI X9.24 Part 1. The base derivation key must be an internal key token or the label of an internal key token containing a double-length KEYGENKY key with the UKPT bit (bit 18) set to B'1' in the control vector.

derivation_data_length**Direction:** Input**Type:** Integer

Length of the **derivation_data** parameter in bytes. This value must be 10.

derivation_data**Direction:** Input**Type:** String

The derivation data is an 80-bit (10-byte) string that contains the Current Key Serial Number (CKSN) of the device concatenated with the 21-bit value of the current Encryption Counter which the device increments for each new transaction.

generated_key_identifier1_length**Direction:** Input/Output**Type:** Integer

Length of the **generated_key_identifier1** parameter in bytes. Values are 0 and 64.

generated_key_identifier1

Direction: Input/Output

Type: String

On input, this parameter must be a DES Data encryption key token or a skeleton token of a DES Data encryption key, with one of the Data encryption control vectors as shown in [Table 127 on page 440](#). To derive a compliant-tagged key token, a compliant-tagged skeleton token must be supplied.

On output, **generated_key_identifier1** contains the data encryption token with the derived data encryption key.

generated_key_identifier2_length

Direction: Input/Output

Type: Integer

Length of the **generated_key_identifier2** parameter in bytes. Values are 0 and 64.

generated_key_identifier2

Direction: Input/Output

Type: String

On input, this must be a DES MAC key token or a skeleton token of a DES MAC key, with one of the MAC control vectors as shown in [Table 127 on page 440](#). To derive a compliant-tagged key token, a compliant-tagged skeleton token must be supplied.

On output, **generated_key_identifier2** contains the MAC token with the derived MAC key.

generated_key_identifier3_length

Direction: Input/Output

Type: Integer

Length of the **generated_key_identifier3** parameter in bytes. When the rule array keyword is K3IPEK, the length must be at least 64 bytes. Otherwise, values are 0 and 64.

generated_key_identifier3

Direction: Input/Output

Type: String

The input and output values for this parameter depends on the keyword specified in the `rule_array` parameter. The **rule_array** keyword for the **generation_key_identifier3** parameter can be either PIN-DATA or K3PIN.

- When rule_array keyword is PIN-DATA, input must be a data key token or skeleton token of a data key with one of the *PIN key with rule keyword PIN-DATA-control-vectors* as shown in [Table 127 on page 440](#). On output, this parameter contains the data token with the derived PIN key.
- When rule_array keyword is K3PIN, input must be a DES PIN key token or a skeleton token of a DES PIN key, with one of the PIN control vectors as shown in [Table 127 on page 440](#). On output, this parameter contains the PIN token with the derived PIN key.
- When rule_array keyword is K3IPEK, input must be a DES PIN key token or a skeleton token of a DES PIN key left-justified in the field, with one of the PIN control vectors as shown in [Table 127 on page 440](#). On output, this parameter contained the TDES wrapped IPEK in an external symmetric key token or TR-31 key block.

To derive a compliant-tagged key token, a compliant-tagged skeleton token must be supplied.

transport_key_identifier_length**Direction:** Input**Type:** Integer

Length of the **transport_key_identifier** parameter in bytes. If the transport key identifier is not used, the length must be 0. Otherwise, the length must be 64.

transport_key_identifier**Direction:** Input/Output**Type:** String

If the K3IPEK keyword is specified, the **transport_key_identifier** contains the label or key token for the key encrypting key to be used to wrap the IPEK. The transport key must be a DES EXPORTER KEK. Otherwise this field is ignored.

reserved1_length**Direction:** Input**Type:** Integer

This parameter must be zero.

reserved1**Direction:** Ignored**Type:** String

This parameter is ignored.

reserved2_length**Direction:** Input**Type:** Integer

This parameter must be zero.

reserved2**Direction:** Ignored**Type:** String

This parameter is ignored.

reserved3_length**Direction:** Input**Type:** Integer

This parameter must be zero.

reserved3**Direction:** Ignored**Type:** String

This parameter is ignored.

Unique Key Derive (CSNBUKD)

reserved4_length

Direction: Input

Type: Integer

This parameter must be zero.

reserved4

Direction: Ignored

Type: String

This parameter is ignored.

reserved5_length

Direction: Input

Type: Integer

This parameter must be zero.

reserved5

Direction: Ignored

Type: String

This parameter is ignored.

Restrictions

The restrictions for CSNBUKD.

Table 127 on page 440 shows the valid skeleton tokens depending on the key type to be derived.

Key to be derived	Supported key types in the skeleton token		
Data encryption key	CIPHER	00 03 71 00 03 41 00 00	00 03 71 00 03 21 00 00
	ENCIPHER	00 03 60 00 03 41 00 00	00 03 60 00 03 21 00 00
	DECIPHER	00 03 50 00 03 41 00 00	00 03 50 00 03 21 00 00
Message authentication code(MAC)	MAC	00 05 4D 00 03 41 00 00	00 05 4D 00 03 21 00 00
	MACVER	00 05 44 00 03 41 00 00	00 05 44 00 03 21 00 00
PIN key	IPINENC	00 21 5F 00 03 41 00 00	00 21 5F 00 03 21 00 00
	OPINENC	00 24 77 00 03 41 00 00	00 24 77 00 03 21 00 00
PIN key with rule keyword PIN-DATA	DATA PIN	00 00 7D 00 03 41 00 00	00 00 7D 00 03 21 00 00

Note that the following bits of the control vector are not checked and may have a value of either 0 or 1:

- Bit 17 - Export control
- Bit 56 – Enhanced wrapping control
- Bit 57 – TR-31 export control
- Bits 4 and 5 – UDX

Additional control vector bit that is not checked for PIN key with rule keyword PIN-DATA:

- Bit 61 - Not-CCA

Required commands

The required commands for CSNBUKD.

The Unique Key Derive verb requires the **Unique Key Derive** command (offset X'01C8') to be enabled in the active role.

In addition, these commands are required to be enabled in the active role, depending on the rule-array keyword or keywords:

Rule-array keyword	Offset	Command
K3IPEK	X'0335'	Unique Key Derive - K3IPEK
PIN-DATA	X'01C9'	Unique Key Derive - Allow PIN-DATA processing
WRAP-ECB or WRAP-ENH and default key-wrapping method setting does not match keyword	X'01CA'	Unique Key Derive - Override default wrapping

The following access control points control the use of weak transport keys:

- To disallow the import of a key wrapped with a weaker transport key, the **Symmetric Key Import2 - disallow weak import** command (offset X'032B') must be enabled in the active role.
- To receive a warning against the wrapping of a key with a weaker key, the **Warn when weak wrap - Transport keys** command (offset X'032C') must be enabled in the active role. The **Symmetric Key Import2 - disallow weak import** command overrides this command.

The following access control points control the use of weak master keys:

- To disable the wrapping of a key with a weaker master key, the **Prohibit weak wrapping - Master keys** command (offset X'0333') must be enabled in the active role.
- To receive a warning when wrapping a key with a weaker master key, enable the **Warn when weak wrap - Master Keys** command (offset X'0332') in the active role. The **Prohibit weak wrapping - Master keys** command overrides this command.

Usage notes

The usage notes for CSNBUKD.

The DUKPT key derivation process of the ANS X9.24 standard defines methods for deriving keys for these separate purposes:

1. PIN encryption – PIN encryption and decryption
2. Message authentication (MAC) – MAC generation and MAC verification
3. Data encryption – data encryption and data decryption

These separate variations of the DUKPT key derivation process provide key separation between the keys derived for PIN purposes, message authentication, and data encryption purposes. Unique Key Derive can produce from one to three derived keys, up to one for each variation depending on the desired key purpose, in operational DES key tokens. The combination of key tokens for these three purposes is based on the specified output key selection rule array keywords.

The verb can optionally produce an external initial PIN encryption key (IPEK), either in a non-CCA key-token or TR-31 key block, TDES-wrapped using the key identified by the **transport_key_identifier** parameter. The IPEK is created by taking the base derivation key and encrypting the 59-bit initial key serial number that is contained within the derivation data (the same value that was loaded when the PIN keypad was initialized).

The DUKPT key derivation process that is defined in the ANS X9.24 standard describes the use of the derived keys in terms of a *terminal*, which sends *requests*, and a *host*, which processes those requests and sends *responses*.

Beginning with Release 5.5, two direction or initiation rule-array keyword groups are added, one group for deriving MAC keys, and the other group for deriving data encryption keys. The use of these keywords is to specify the purpose of the key (MAC or data encryption) and whether the key is to be used to send or receive a request or to send or receive a response.

When a key is derived, it must be understood whether that key is used as a terminal-side key (term) or a host-side key (host). The key usage provided in the skeleton key token (for example, a MACVER key usage of MAC verify) determines the key usage for the derived key. In cases where DUKPT produces different key usages for the terminal and host keys, the correct usage must be chosen as shown in [Table 129 on page 442](#). The table also shows the key variant that is used in the derivation process for each DUKPT key usage.

<i>Table 129. DUKPT key variants for derived keys</i>			
DUKPT key usage description	DUKPT variant (hexadecimal)	Direction or initiation keyword	CCA key type (key usage)
PIN encryption	00 00 00 00 00 00 00 FF 00 00 00 00 00 00 00 FF	N/A	DATA IPINENC OPINENC
Message authentication, request or both ways	00 00 00 00 00 00 FF 00 00 00 00 00 00 00 FF 00	No direction keyword	MAC MAC (GENONLY)
		REQ-MAC	MAC
Message authentication, response	00 00 00 00 FF 00 00 00 00 00 00 00 FF 00 00 00	No direction keyword	MACVER
		RSP-MAC (term)	MACVER
		RSP-MAC (host)	MAC (GENONLY)
Data encryption, request or both ways	00 00 00 00 00 FF 00 00 00 00 00 00 00 FF 00 00	No direction keyword	CIPHER ENCIPHER
		REQ-ENC	CIPHER
Data encryption, response	00 00 00 FF 00 00 00 00 00 00 00 FF 00 00 00 00	No direction keyword	DECIPHER
		RSP-ENC (term)	DECIPHER
		RSP-ENC (host)	ENCIPHER

Note: A default DES MAC key has usage of generate and verify. The Key Token Build verb can be used to build a skeleton DES MAC key that has usage of generate only (MAC-GENONLY). Call the verb by specifying keywords INTERNAL, DES, DOUBLE or DOUBLE-O, and CV, and use this 16-byte value for the **control_vector** variable: X'0005480003410000 0005480003210000'.

JNI version

This verb has a Java Native Interface (JNI) version, which is named CSNBUKDJ.

See [“Building Java applications using the CCA JNI”](#) on page 23.

Format

```
public native void CSNBUKDJ(
    hikmNativeNumber    return_code,
    hikmNativeNumber    reason_code,
    hikmNativeNumber    exit_data_length,
    byte[]              exit_data,
    hikmNativeNumber    rule_array_count,
    byte[]              rule_array,
    hikmNativeNumber    base_derivation_key_identifier_length,
    byte[]              base_derivation_key_identifier,
    hikmNativeNumber    derivation_data_length,
    byte[]              derivation_data,
    hikmNativeNumber    generated_key_identifier1_length,
    byte[]              generated_key_identifier1,
    hikmNativeNumber    generated_key_identifier2_length,
    byte[]              generated_key_identifier2,
    hikmNativeNumber    generated_key_identifier3_length,
    byte[]              generated_key_identifier3,
    hikmNativeNumber    transport_key_identifier_length,
    byte[]              transport_key_identifier,
    hikmNativeNumber    reserved1_length,
    byte[]              reserved1,
    hikmNativeNumber    reserved2_length,
    byte[]              reserved2,
    hikmNativeNumber    reserved3_length,
    byte[]              reserved3,
    hikmNativeNumber    reserved4_length,
    byte[]              reserved4,
    hikmNativeNumber    reserved5_length,
    byte[]              reserved5);
```

Chapter 9. Protecting data

Use CCA to protect sensitive data stored on your system, sent between systems, or stored off your system on magnetic tape.

To protect data, encipher it under a key. When you want to read the data, decipher it from ciphertext to plaintext form.

CCA provides Encipher and Decipher verbs to perform these functions. If you use a key to encipher data, you must use the same key to decipher the data. The Encipher and Decipher verbs use encrypted keys as input. You can also use clear keys, indirectly, by first using the Clear Key Import verb and then using the Encipher and Decipher verbs.

This topic describes the following verbs used for protecting data using DES or AES:

- [“Decipher \(CSNBDEC\)” on page 447](#)
- [“Encipher \(CSNBENC\)” on page 451](#)
- [“Symmetric Algorithm Decipher \(CSNBSAD\)” on page 455](#)
- [“Symmetric Algorithm Encipher \(CSNBSAE\)” on page 462](#)
- [“Cipher Text Translate2 \(CSNBCTT2\)” on page 469](#)

Modes of operation

Different algorithms are used to encipher or decipher DES data or keys and AES data or keys.

To encipher or decipher DES data or keys, CCA uses the U.S. National Institute of Standards and Technology (NIST) Data Encryption Standard (DES) algorithm, with single-length, double-length, or triple-length keys.

To encipher or decipher AES data or keys, CCA uses the U.S. National Institute of Standards and Technology (NIST) Advanced Encryption Standard (AES) algorithm, with 16-byte, 24-byte or 32-byte keys.

The Encipher and Decipher verbs operate in DES CBC (Cipher Block Chaining) mode.

Cipher Block Chaining (CBC) mode

The CBC mode uses an initial chaining vector (ICV) in its processing.

The CBC mode processes blocks of data only in exact multiples of the blocksize. The ICV is exclusive ORed with the first block of plaintext prior to the encryption step. The block of ciphertext just produced is exclusive-ORed with the next block of plaintext, and so on. You must use the same ICV to decipher the data. This disguises any pattern that may exist in the plaintext. CBC mode is the default for encrypting and decrypting data using the Encipher and Decipher verbs. [“CIPHERING METHODS” on page 1238](#) describes the cipher processing rules in detail.

Electronic Code Book (ECB) mode

In ECB mode, each block of plaintext is separately enciphered and each block of the ciphertext is separately deciphered.

In other words, the encipherment or decipherment of a block is totally independent of other blocks.

Galois/Counter Mode (GCM)

In ECB mode, each block of plaintext is separately enciphered and each block of the ciphertext is separately deciphered.

The GCM mode uses an initialization vector (IV) in its processing. This mode is used for authenticated encryption with associated data. GCM provides confidentiality and authenticity for the encrypted data and authenticity for the additional authenticated data (AAD). The AAD is not encrypted. GCM mode requires that the IV is a nonce, that is, the IV must be unique for each execution of the mode under the given key. The steps for GCM encryption are:

1. The hash subkey for the GHASH function is generated by applying the block cipher to the *zero* block.
2. The pre-counter block (J_0) is generated from the IV. In particular, when the length of the IV is 96 bits, then the padding string 031||1 is appended to the IV to form the pre-counter block. Otherwise, the IV is padded with the minimum number of '0' bits, possibly none, so that the length of the resulting string is a multiple of 128 bits (the block size); this string in turn is appended with 64 additional zero bits, followed by the 64-bit representation of the length of the IV, and the GHASH function is applied to the resulting string to form the pre-counter block.
3. The 32-bit incrementing function is applied to the pre-counter block to produce the initial counter block for an invocation of the GCTR function on the plaintext. The output of this invocation of the GCTR function is the ciphertext.
4. The AAD and the ciphertext are each appended with the minimum number of '0' bits, possibly none, so that the bit lengths of the resulting strings are multiples of the block size. The concatenation of these strings is appended with the 64-bit representations of the lengths of the AAD and the ciphertext to produce block u .
5. The GHASH function is applied to block u to produce a single output block.
6. This output block is encrypted using the GCTR function with the pre-counter block that was generated in step "2" on page 446, and the result is truncated to the specified tag length to form the authentication tag.
7. The ciphertext and the tag are returned as the output. The plaintext can be of any length. The ciphertext will have the same length as the plaintext.

For GCM decryption, the tag is an input parameter. CCA calculates a tag using the same process as encryption and compares that to the parameter passed by the caller. If they match, the decryption proceeds.

Processing rules

You can use different types of processing rules for block chaining.

["Ciphering methods" on page 1238](#) describes the cipher processing rules in detail.

CCA handles chaining for each block of data, from the first block until the last complete block of data in each Encipher or Symmetric Algorithm Encipher call. There are different types of *processing rules* you can choose for block chaining:

ANSI X9.23

Data is not necessarily in exact multiples of the block size. This processing rule pads the plaintext so the ciphertext produced is in exact multiples of the block size.

Cipher block chaining (CBC)

Data must be an exact multiple of the block size, and output will have the same length.

Cryptographic Unit Support Program (CUSP)

CBC mode (cipher block chaining) that is compatible with IBM's CUSP and PCF products. The data need not be in exact multiples of the block size. The ciphertext is the same length as the plaintext.

Electronic Code Book (ECB)

The data length must be a multiple of the block size. See ["Electronic Code Book \(ECB\) mode" on page 445](#).

Information Protection System (IPS)

CBC mode that is compatible with IBM's IPS product. The data need not be in exact multiples of the block size. The ciphertext is the same length as the plaintext.

PKCS-PAD

The data is padded on the right with between one and 16 bytes of pad characters, making ciphertext a multiple of the block size.

The resulting chaining value (except for ECB mode), after an Encipher or Symmetric Algorithm Encipher call, is known as an *output chaining vector (OCV)*. When there are multiple cipher requests, the application can pass the OCV from the previous Encipher or Symmetric Algorithm Encipher call, as the input chaining vector (ICV) in the next Encipher or Symmetric Algorithm Encipher call. This produces chaining between successive calls, which is known as *record chaining*. CCA provides the ICV selection keyword CONTINUE in the *rule_array* parameter used to select record chaining with the CBC processing rule.

Triple DES encryption

Triple DES encryption uses a triple-length DATA key comprised of three 8-byte DES keys to encipher eight bytes of data.

To encipher the data it uses the following method:

- Encipher the data using the first key
- Decipher the result using the second key
- Encipher the second result using the third key

The procedure is reversed to decipher data that has been triple-DES enciphered:

- Decipher the data using the third key
- Encipher the result using the second key
- Decipher the second result using the first key

A variation of the triple-DES algorithm supports the use of a double-length DATA key comprised of two 8-byte DATA keys. In this method, the first 8-byte key is reused in the last encipherment step.

Due to export regulations, triple-DES encryption might not be available on your processor.

Decipher (CSNBDEC)

Use the Decipher verb to decipher data using the DES cipher block chaining mode.

CCA supports the following processing rules to decipher data. You choose the type of processing rule that the Decipher verb should use for block chaining.

ANSI X9.23

For cipher block chaining. The ciphertext must be an exact multiple of eight bytes, but the plaintext will be between 1 and 8 bytes shorter than the ciphertext. The *text_length* will also be reduced to show the original length of the plaintext.

Cipher Block Chaining (CBC)

The ciphertext must be an exact multiple of eight bytes and the plaintext will have the same length.

Cryptographic Unit Support Program (CUSP)

CBC mode (cipher block chaining) that is compatible with IBM's CUSP and PCF products. The data need not be in exact multiples of eight bytes. The ciphertext is the same length as the plaintext.

Information Protection System (IPS)

CBC mode (cipher block chaining) that is compatible with IBM's IPS product. The data need not be in exact multiples of eight bytes. The ciphertext is the same length as the plaintext.

The cipher block chaining (CBC) mode uses an initial chaining value (ICV) in its processing. The first eight bytes of ciphertext is deciphered and then the ICV is XORed with the resulting eight bytes of data to form the first 8-byte block of plaintext. Thereafter, the 8-byte block of ciphertext is deciphered and XORed with the previous 8-byte block of ciphertext until all the ciphertext is deciphered.

Decipher (CSNBDEC)

The selection between single-DES decryption mode and triple-DES decryption mode is controlled by the length of the key supplied in the *key_identifier* parameter. If a single-length key is supplied, single-DES decryption is performed. If a double-length or triple-length key is supplied, triple-DES decryption is performed.

A different ICV could be passed on each call to the Decipher verb. However, the same ICV that was used in the corresponding Encipher verb must be passed.

Short blocks are text lengths of between one and seven bytes. A short block can be the only block. Trailing short blocks are blocks of between one and seven bytes that follow an exact multiple of eight bytes. For example, if the text length is 21, there are two 8-byte blocks and a trailing short block of five bytes. Because the DES processes text only in exact multiples of eight bytes, some special processing is required to decipher such short blocks.

These methods of treating short blocks and trailing short blocks do not increase the length of the ciphertext compared to the length of the plaintext. If the plaintext was *padded* during encipherment, the length of the ciphertext will always be an exact multiple of eight bytes.

CCA supports the ANSI X9.23 padding method.

Note: This verb supports PCI-HSM 2016 compliant-tagged key tokens.

Host CPU acceleration: CPACF

Only keys with a key type of DATA can be used successfully with the CPACF exploitation layer through this verb.

Specifically, a DATA key has a CV (Control Vector) of all X'00' bytes for all active bytes of the CV (eight bytes for 8-byte DES keys, 16 bytes for 16-byte DES keys, and 16 bytes for 24-byte DES keys).

For details about CPACF, see [“CPACF support”](#) on page 12.

Format

The format of CSNBDEC.

```
CSNBDEC(  
    return_code,  
    reason_code,  
    exit_data_length,  
    exit_data,  
    key_identifier,  
    text_length,  
    cipher_text,  
    initialization_vector,  
    rule_array_count,  
    rule_array,  
    chaining_vector,  
    clear_text)
```

Parameters

The parameters for CSNBDEC.

For the definitions of the *return_code*, *reason_code*, *exit_data_length*, and *exit_data* parameters, see [“Parameters common to all verbs”](#) on page 18.

key_identifier

Direction: Input/Output

Type: String

A 64-byte string that is the internal key token containing the data-encrypting key or the label of a DES key storage record containing a data-encrypting key to be used for deciphering the data. If the key

token or key label contains a single-length key, single-DES decryption is performed. If the key token or key label contains a double-length or triple-length key, triple-DES decryption is performed.

Double length CIPHER and DECIPHER keys are also supported.

text_length

Direction: Input/Output

Type: Integer

On entry, you supply the length of the ciphertext. The maximum length of text is 214,783,647 bytes. A zero value for the *text_length* parameter is not valid. If the returned deciphered text (*clear_text* parameter) is a different length because of the removal of padding bytes, the value is updated to the length of the plaintext.

The application program passes the length of the ciphertext to the verb. The verb returns the length of the plaintext to your application program.

cipher_text

Direction: Input

Type: String

The text to be deciphered.

initialization_vector

Direction: Input

Type: String

The 8-byte supplied string for the cipher block chaining. The first block of the ciphertext is deciphered and XORed with the initial chaining vector (ICV) to get the first block of cleartext. The input block is the next ICV. To decipher the data, you must use the same ICV used when you enciphered the data.

rule_array_count

Direction: Input

Type: Integer

A pointer to an integer variable containing the number of elements in the *rule_array* variable. This value must be 1, 2, or 3.

rule_array

Direction: Input

Type: String array

An array of 8-byte keywords providing the processing control information. The array is positional. The first keyword in the array is the processing rule. You choose the processing rule you want the verb to use for deciphering the data. The second keyword is the ICV selection keyword. The third keyword (or the second if the ICV selection keyword is allowed to default) is the encryption algorithm to use. The *rule_array* keywords are described in [Table 130 on page 449](#).

Table 130. Keywords for Decipher control information	
Keyword	Description
Processing Rule (One, required)	
CBC	Performs ANSI X3.102 cipher block chaining. The data must be a multiple of eight bytes. An OCV is produced and placed in the <i>chaining_vector</i> parameter. If the ICV selection keyword CONTINUE is specified, the CBC OCV from the previous call is used as the ICV for this call.

Decipher (CSNBDEC)

Keyword	Description
CUSP	Performs Cryptographic Unit Support Program (CUSP) cipher block chaining.
IPS	Performs Information Protection System (IPS) cipher block chaining.
X9.23	Deciphers with cipher block chaining and text length reduced to the original value. This is compatible with the requirements in ANSI standard X9.23. The ciphertext length must be an exact multiple of eight bytes. Padding is removed from the plaintext.
ICV Selection (One, optional)	
CONTINUE	This specifies taking the initialization vector from the output chaining vector (OCV) contained in the work area to which the <i>chaining_vector</i> parameter points. CONTINUE is valid only for the CBC processing rule.
INITIAL	This specifies taking the initialization vector from the <i>initialization_vector</i> parameter. INITIAL is the default value.
Encryption algorithm (Optional)	
DES	This specifies using the data encryption standard and ignoring the token marking.

“CIPHERING METHODS” on page 1238 describes the cipher processing rules in detail.

chaining_vector

Direction: Input/Output
Type: String

An 18-byte field CCA uses as a system work area. Your application program must not change the data in this string. The chaining vector holds the output chaining vector (OCV) from the caller. The OCV is the first eight bytes in the 18-byte string.

The direction is Output if the ICV selection keyword of the *rule_array* parameter is INITIAL. The direction is Input/Output if the ICV selection keyword of the *rule_array* parameter is CONTINUE.

clear_text

Direction: Output
Type: String

The field where the verb returns the deciphered text.

Restrictions

The restrictions for CSNBDEC.

- Beginning with Release 5.4 and Release 6.2, this verb supports triple-length TDES keys. For a list of supported triple-length TDES key types beginning with Release 5.4 and Release 6.2, see [Table 10 on page 67](#).

Required commands

The required commands for CSNBDEC.

This verb requires the **Decipher - DES** command (offset X'000F') to be enabled in the active role.

Usage notes

The usage notes for CSNBDEC.

None.

JNI version

This verb has a Java Native Interface (JNI) version, which is named CSNBDECJ.

See [“Building Java applications using the CCA JNI” on page 23](#).

Format

```
public native void CSNBDECJ(
    hikmNativeNumber return_code,
    hikmNativeNumber reason_code,
    hikmNativeNumber exit_data_length,
    byte[] exit_data,
    byte[] key_identifier,
    hikmNativeNumber text_length,
    byte[] cipher_text,
    byte[] initialization_vector,
    hikmNativeNumber rule_array_count,
    byte[] rule_array,
    byte[] chaining_vector,
    byte[] clear_text);
```

Encipher (CSNBENC)

Use the Encipher verb to encipher data using the DES cipher block chaining mode.

CCA supports the following processing rules to encipher data. You choose the type of processing rule that the Encipher verb should use for the block chaining.

Cipher block chaining (CBC)

In exact multiples of eight bytes.

Cryptographic Unit Support Program (CUSP)

CBC mode (cipher block chaining) that is compatible with IBM's CUSP and PCF products. The data need not be in exact multiples of eight bytes. The ciphertext is the same length as the plaintext.

Information Protection System (IPS)

CBC mode (cipher block chaining) that is compatible with IBM's IPS product. The data need not be in exact multiples of eight bytes. The ciphertext is the same length as the plaintext.

ANSI X9.23

For block chaining not necessarily in exact multiples of eight bytes. This process rule pads the plaintext so that ciphertext produced is an exact multiple of eight bytes.

For more information about the processing rules, see [Table 131 on page 453](#) and [“CIPHERING METHODS” on page 1238](#).

The cipher block chaining (CBC) mode of operation uses an initial chaining vector (ICV) in its processing. The ICV is XORed with the first eight bytes of plaintext before the encryption step and thereafter, the 8-byte block of ciphertext just produced is XORed with the next 8-byte block of plaintext and so on. This disguises any pattern that might exist in the plaintext.

The selection between single-DES encryption mode and triple-DES encryption mode is controlled by the length of the key supplied in the **key_identifier** parameter. If a single-length key is supplied, single-DES encryption is performed. If a double-length or triple-length key is supplied, triple-DES encryption is performed.

To nullify the CBC effect on the first 8-byte block, supply eight bytes of zero. However, the ICV might require zeros.

Encipher (CSNBENC)

Cipher block chaining also produces a resulting chaining value called the output chaining vector (OCV). The application can pass the OCV as the ICV in the next encipher call. This results in *record chaining*.

Note that the OCV that results is the same, whether an Encipher or a Decipher verb was invoked, assuming the same text, ICV, and key were used.

Short blocks are text lengths of between one and seven bytes. A short block can be the only block. Trailing short blocks are blocks of between one and seven bytes that follow an exact multiple of eight bytes. For example, if the text length is 21, there are two 8-byte blocks, and a trailing short block of five bytes.

An alternative method is to pad the plaintext and produce a ciphertext that is longer than the plaintext. The plaintext can be padded with up to eight bytes using one of several padding methods. This padding produces a ciphertext that is an exact multiple of eight bytes in length.

If the cleartext is already a multiple of eight, the ciphertext can be created using any processing rule.

Because of padding, the returned ciphertext length is longer than the provided plaintext. Therefore, the **text_length** parameter is modified. The returned ciphertext field should be eight bytes longer than the length of the plaintext to accommodate the maximum amount of padding.



Attention: If you lose the data-encrypting key under which the data (plaintext) is enciphered, the data enciphered under that key (ciphertext) cannot be recovered.

Note: This verb supports PCI-HSM 2016 compliant-tagged key tokens.

Host CPU acceleration: CPACF

Only keys with a key type of DATA can be used successfully with the CPACF exploitation layer through this verb.

Specifically, a DATA key has a CV (Control Vector) of all X'00' bytes for all active bytes of the CV (eight bytes for 8-byte DES keys, 16 bytes for 16-byte DES keys, and 16 bytes for 24-byte DES keys).

For details about CPACF, see [“CPACF support”](#) on page 12.

Format

The format of CSNBENC.

```
CSNBENC(  
    return_code,  
    reason_code,  
    exit_data_length,  
    exit_data,  
    key_identifier,  
    text_length,  
    clear_text,  
    initialization_vector,  
    rule_array_count,  
    rule_array,  
    pad_character,  
    chaining_vector,  
    cipher_text)
```

Parameters

The parameters for CSNBENC.

For the definitions of the *return_code*, *reason_code*, *exit_data_length*, and *exit_data* parameters, see [“Parameters common to all verbs”](#) on page 18.

key_identifier

Direction: Input/Output

Type: String

A 64-byte string that is the internal key token containing the data-encrypting key or the label of a DES key storage record containing the data-encrypting key, to be used for encrypting the data. If the key token or key label contains a single-length key, single-DES encryption is performed. If the key token or key label contains a double-length or triple-length key, triple-DES encryption is performed.

Single and double-length CIPHER and ENCIPHER keys are also supported.

text_length

Direction: Input/Output

Type: Integer

On entry, the length of the plaintext (*clear_text* parameter) you supply. The maximum length of text is 214,783,647 bytes. A zero value for the *text_length* parameter is not valid. If the returned enciphered text (*cipher_text* parameter) is a different length because of the addition of padding bytes, the value is updated to the length of the ciphertext.

The application program passes the length of the plaintext to the verb. This verb returns the length of the ciphertext to the application program.

clear_text

Direction: Input

Type: String

The text that is to be enciphered.

initialization_vector

Direction: Input

Type: String

The 8-byte supplied string for the cipher block chaining. The first eight bytes (or less) block of the data is XORed with the ICV and then enciphered. The input block is enciphered and the next ICV is created. You must use the same ICV to decipher the data.

rule_array_count

Direction: Input

Type: Integer

A pointer to an integer variable containing the number of elements in the *rule_array* variable. This value must be 1, 2, or 3.

rule_array

Direction: Input

Type: String array

An array of 8-byte keywords providing the processing control information. The array is positional. The first keyword in the array is the processing rule. You choose the processing rule you want the verb to use for enciphering the data. The second keyword is the ICV selection keyword. The third keyword (or the second if the ICV selection keyword is allowed to default to INITIAL) is the encryption algorithm to use. The *rule_array* keywords are described in [Table 131 on page 453](#).

Table 131. Keywords for Encipher control information

Keyword	Description
Processing Rule	(1, required)

Table 131. Keywords for Encipher control information (continued)	
Keyword	Description
CBC	Performs ANSI X3.102 cipher block chaining. The data must be a multiple of 8 bytes. An OCV is produced and placed in the <i>chaining_vector</i> parameter. If the ICV selection keyword CONTINUE is specified, the CBC OCV from the previous call is used as the ICV for this call.
CUSP	Performs Cryptographic Unit Support Program (CUSP) cipher block chaining.
IPS	Performs Information Protection System (IPS) cipher block chaining.
X9.23	Performs cipher block chaining with 1 - 8 bytes of padding. This is compatible with the requirements in ANSI X9.23. If the data is not in exact multiples of eight bytes, X9.23 pads the plaintext so the ciphertext produced is an exact multiple of 8 bytes. The plaintext is padded to the next multiple eight bytes, even if 8 bytes are added. An OCV is produced.
ICV Selection (1, optional)	
CONTINUE	Specifies to take the initialization vector from the output chaining vector (OCV) contained in the work area to which the <i>chaining_vector</i> parameter points. CONTINUE is valid only for the CBC processing rule.
INITIAL	Specifies to take the initialization vector from the <i>initialization_vector</i> parameter. INITIAL is the default value.
Encryption Algorithm (Optional)	
DES	Specifies to use the data encryption standard and to ignore the token marking.

“CIPHERING methods” on page 1238 describes the cipher processing rules in detail.

pad_character

Direction: Input

Type: Integer

An integer between 0 and 255 that is used as a padding character for the X9.23 process rule (*rule_array* parameter).

chaining_vector

Direction: Input/Output

Type: String

An 18-byte field CCA uses as a system work area. Your application program must not change the data in this string. The chaining vector holds the output chaining vector (OCV) from the caller. The OCV is the first eight bytes in the 18-byte string.

The direction is Output if the ICV selection keyword of the *rule_array* parameter is INITIAL.

The direction is Input/Output if the ICV selection keyword of the *rule_array* parameter is CONTINUE.

cipher_text

Direction: Output

Type: String

The enciphered text the verb returns. The length of the ciphertext is returned in the *text_length* parameter. The *cipher_text* could be eight bytes longer than the length of the *clear_text* field because of the padding that is required for some processing rules.

Restrictions

The restrictions for CSNBENC.

- Beginning with Release 5.4 and Release 6.2, this verb supports triple-length TDES keys. For a list of supported triple-length TDES key types beginning with Release 5.4 and Release 6.2, see [Table 10 on page 67](#).

Required commands

The required commands for CSNBENC.

This verb requires the **Encipher - DES** command (offset X'000E') to be enabled in the active role.

Usage notes

The usage notes for CSNBENC.

None.

JNI version

This verb has a Java Native Interface (JNI) version, which is named CSNBENCJ.

See [“Building Java applications using the CCA JNI” on page 23](#).

Format

```
public native void CSNBENCJ(
    hikmNativeNumber return_code,
    hikmNativeNumber reason_code,
    hikmNativeNumber exit_data_length,
    byte[] exit_data,
    byte[] key_identifier,
    hikmNativeNumber text_length,
    byte[] clear_text,
    byte[] initialization_vector,
    hikmNativeNumber rule_array_count,
    byte[] rule_array,
    hikmNativeNumber pad_character,
    byte[] chaining_vector,
    byte[] cipher_text);
```

Symmetric Algorithm Decipher (CSNBSAD)

Use the Symmetric Algorithm Decipher verb to decipher data with an Advanced Encryption Standard (AES) algorithm.

Data can be deciphered in either Cipher Block Chaining (CBC) mode with or without padding, or in Electronic Code Book (ECB) mode. Beginning with Release 5.2, data can be deciphered in Galois/Counter Mode (GCM). Also see [“Symmetric Algorithm Encipher \(CSNBSAE\)” on page 462](#).

CCA supports the following processing rules to decipher data. You choose the type of processing rule that the verb should use for block chaining.

Cipher Block Chaining (CBC)

The plaintext must be an exact multiple of eight bytes, and the ciphertext will have the same length.

Electronic Code Book (ECB)

The plaintext length must be a multiple of the block size.

Galois/Counter Mode (GCM)

The plaintext can be deciphered in Galois/Counter Mode (GCM). For more information on GCM, read NIST SP 800-38D *Recommendation for Block Cipher Modes of Operation: Galois/Counter Mode (GCM) and GMAC*, November 2007. Available at <http://csrc.nist.gov/publications/nistpubs/800-38D/SP-800-38D.pdf>.

Public Key Cryptography Standards Pad (PKCS-PAD)

The plaintext was padded on the right with 1 - 16 bytes of pad characters, making the padded text a multiple of the block size.

The AES key used to decipher the data can either be 16, 24, or 32 bytes (128, 192, or 256 bits) in length. The key can be supplied to the verb in any of three forms:

1. A cleartext key consisting of only the key bytes, not contained in a key token.
2. A cleartext key contained in an internal fixed or variable length AES key-token.
3. An encrypted key contained in an internal fixed or variable length AES key-token, where the key is wrapped (encrypted) with the AES master key.

Note: This verb supports PCI-HSM 2016 compliant-tagged key tokens.

To use this verb, specify:

- The **rule_array** parameter:
 1. The algorithm identifier keyword AES, which is the only symmetric algorithm currently supported.
 2. An optional processing rule using keyword CBC (the default), ECB, GCM, or PKCS-PAD, which selects the decryption mode.
 3. An optional key rule using the keyword KEY-CLR (the default) or KEYIDENT, which selects whether the **key_identifier** parameter points to a 16-byte, 24-byte, or 32-byte clear key, or a key contained in a 64-byte AES key-token, either in application storage or a key label of such a key in key storage.
 4. For processing rule CBC or ECB, specify an optional ICV (initial chaining value) selection using the keyword INITIAL (the default). Or use keyword CONTINUE, which indicates whether it is the first or a subsequent request, and which parameter points to the initialization vector.

For processing rule GCM, specify an optional ICV keyword ONLY (default).

- For a key rule of KEY-CLR, a key identifier containing a 16-byte, 24-byte, or 32-byte clear key. For a key rule of KEYIDENT, a fixed-length or variable-length internal AES key-token or the key label of such a key in AES key-storage. The key token can contain either a clear or enciphered key.

A variable-length AES key-token must have a key type of CIPHER that can be used for decryption (key-usage field 1 high-order byte = B'x1xx xxxx') and cannot be used for data translation (KUF1 high-order byte = B'xx0x xxxx'). Also, for processing rule CBC or PKCS-PAD, key usage must allow the key to be used for Cipher Block Chaining (KUF2 high-order byte = X'00' or X'FF').

For processing rule ECB, key usage must allow the key to be used for Electronic Code Book (KUF2 high-order byte = X'01' or X'FF').

For processing rule GCM, the key usage must allow the key to be used for Galois/Counter mode (KUF2 high-order byte = X'04' or X'FF').

- A block size of 16 for the cryptographic algorithm.
- For cipher block chaining, specify either one of these:
 1. For an ICV selection of INITIAL, a 16-byte initialization vector of your choosing and a 32-byte chain data buffer.
 2. For an ICV selection of CONTINUE, no initialization vector and the 32-byte chain data buffer from the output of the previous chained call. The electronic code book algorithm does not use an initialization vector or a chain data buffer.
 3. For an ICV selection of ONLY, an initialization vector greater than 0 and a maximum of $2^{32} - 1$, and a 104-byte chain data buffer.
- The ciphertext to be deciphered.
- A cleartext buffer large enough to receive the deciphered output.

This verb does the following when it deciphers the data:

1. Verifies the AES key-token for keyword KEYIDENT.

2. Verifies that the ciphertext length is a multiple of the block size.
3. Deciphers the input AES key if the key is encrypted (MKVP was present in token).
4. Deciphers the ciphertext with the AES clear key according to the encryption mode specified.
5. Removes from 1 - 16 pad characters from the right of the clear data for keyword PKCS-PAD.
6. Returns the cleartext data and its length.
7. Returns the chain data and its length if keyword ECB is not specified.

CPACF exploitation for CSNBSAD requires fixed-length AES key-tokens with a key type of DATA or variable-length AES key-tokens of type CIPHER with DECRYPT key-usage enabled. A fixed-length AES DATA key has a control vector (CV) of all X'00' bytes for all active bytes of the CV. For details about CPACF, see [“CPACF support” on page 12](#).

Format

The format of CSNBSAD.

```
CSNBSAD(
    return_code,
    reason_code,
    exit_data_length,
    exit_data,
    rule_array_count,
    rule_array,
    key_identifier_length,
    key_identifier,
    key_parms_length,
    key_parms,
    block_size,
    initialization_vector_length,
    initialization_vector,
    chain_data_length,
    chain_data,
    cipher_text_length,
    cipher_text,
    clear_text_length,
    clear_text,
    optional_data_length,
    optional_data)
```

Parameters

The parameters for CSNBSAD.

For the definitions of the *return_code*, *reason_code*, *exit_data_length*, and *exit_data* parameters, see [“Parameters common to all verbs” on page 18](#).

rule_array_count

Direction: Input

Type: Integer

A pointer to an integer variable containing the number of elements in the **rule_array** variable. This value must be 1, 2, 3, or 4.

rule_array

Direction: Input

Type: String array

An array of 8-byte keywords providing the processing control information. The keywords must be left-aligned and padded on the right with space characters. The **rule_array** keywords are described in [Table 132 on page 458](#).

Symmetric Algorithm Decipher (CSNBSAD)

Table 132. Keywords for Symmetric Algorithm Decipher control information	
Keyword	Description
Decryption algorithm (One required)	
AES	Specifies use of the Advanced Encryption Standard (AES) as the deciphering algorithm. The block size for AES is 16 bytes, and the key length is 16, 24, or 32 bytes. AES is the only algorithm currently supported by this verb.
Processing rule (One, optional)	
CBC	Performs ANSI X3.102 cipher block chaining. The data must be a multiple of eight bytes. An OCV is produced and placed in the <i>chaining_vector</i> parameter. If the ICV selection keyword CONTINUE is specified, the CBC OCV from the previous call is used as the ICV for this call.
ECB	Specifies deciphering in Electronic Code Book mode. The ciphertext length must be a multiple of the block size.
GCM	Specifies decryption in Galois/Counter Mode. The ciphertext length must be a multiple of the algorithm block size and less than or equal to $2^{32} - 1$.
PKCS-PAD	Specifies that the cleartext was padded on the right with 1 - 16 bytes of pad characters, making the padded text a multiple of the block size, before the data was enciphered. Each pad character is valued to the number of pad characters added. The cleartext length must be greater than 0. The output cleartext is stripped of any pad characters and the cleartext length is 1 - 16 bytes less than the ciphertext length.
Key rule (One, optional)	
KEY-CLR	Specifies that the <i>key_identifier</i> parameter points to a cleartext AES key. Only the key value is allowed; the key is not contained in a key token. This is the default value.
KEYIDENT	Specifies that the <i>key_identifier</i> parameter points to an internal AES key-token or the label of an internal key-token in AES key-storage.
Initial chaining value (ICV) selection (One, optional)	
CONTINUE	This specifies taking the initialization vector from the output chaining vector (OCV) contained in the work area to which the <i>chaining_vector</i> parameter points. This keyword is not valid with the ECB or GCM processing rule keyword.
INITIAL	This specifies taking the initialization vector from the <i>initialization_vector</i> parameter. Not valid with the GCM processing rule keyword. Otherwise this is the default.
ONLY	Specifies that this is the only request. The initialization vector is used as input to decipher the block of data, and must be the same value used to encipher the ciphertext. Only valid with GCM processing rule keyword. This is the default for GCM.

“Ciphering methods” on page 1238 describes the cipher processing rules in detail.

key_identifier_length

Direction: Input

Type: Integer

A pointer to an integer variable containing the number of bytes of data in the *key_identifier* variable. This value must be 16, 24, 32, or ≥ 64 .

key_identifier

Direction: Input

Type: String

A pointer to a string variable containing either a cleartext AES key or the internal key-token or a label for an internal key-token record in AES key-storage. This is the key used to decipher the data pointed to by the *ciphertext* parameter.

For **rule_array** keyword KEY-CLR, a 16-byte, 24-byte, or 32-byte clear AES key is required. For **rule_array** keyword KEYIDENT, a fixed-length or a variable-length internal AES key-token or key label for such a key in AES key-storage is required.

A variable-length AES key-token must have a key type of CIPHER and must allow the key to be used for decryption (key-usage field 1 high-order byte = B'x1xx xxxx'). In addition, the key token must have the following key usage based on processing rule keyword:

CBC

must allow the key to be used for Cipher Block Chaining (KUF2 high-order byte = X'00' or X'FF').

ECB

must allow the key to be used for Electronic Code Book (KUF2 high-order byte = X'01' or X'FF').

GCM

must allow the key to be used for Galois/Counter mode (KUF2 high-order byte = X'04' or X'FF').

key_parms_length

Direction: Input

Type: Integer

A pointer to an integer variable containing the number of bytes of data in the **key_parms** parameter. For processing rule GCM, this value can be 4 or 8 (which is strongly discouraged), or 12 - 16. Otherwise, this value must be 0.

key_parms

Direction: Input

Type: String

A pointer to a string variable for key-related parameters. For processing rule GCM, this variable contains the verified authentication tag for the data identified by the ciphertext parameter and any additional authenticated data identified by the **optional_data** parameter. No other usage is currently defined.

block_size

Direction: Input

Type: Integer

A pointer to an integer variable containing the block size used by the cryptographic algorithm. This value must be 16.

initialization_vector_length

Direction: Input

Type: Integer

A pointer to an integer variable containing the number of bytes of data in the **initialization_vector** variable. For cipher block chaining (CBC or PKCS-PAD) with an INITIAL ICV selection, this value must be 16. For processing rule GCM, NIST recommends a length of 12, but any length from 1 to a maximum of $2^{32} - 1$ can be used. Otherwise, set this value to 0.

initialization_vector

Direction: Input

Type: String

Symmetric Algorithm Decipher (CSNBSAD)

A pointer to a string variable containing the initialization vector for the INITIAL call to CBC mode decryption, or if the ICV selection is ONLY. It is not used if the processing rule is ECB or the ICV selection is CONTINUE. The same initialization vector must have been used to encipher the data.

chain_data_length

Direction: Input/Output
Type: Integer

A pointer to an integer variable containing the number of bytes of data in the **chain_data** variable. On input, set this variable to a value of at least 32 for CBC mode decryption, 0 for ECB mode encryption, or 104 for GCM mode decryption.

On output, the variable is updated with the length of the data returned in the **chain_data** variable. The **chain_data_length** parameter must not be changed by the calling application until chained operations are complete.

chain_data

Direction: Input/Output
Type: String

A pointer to a string variable used as a work area for CBC encipher requests. This work area is not used for ECB mode decryption or 104 for GCM mode decryption.

When the verb performs a CBC decipher operation and the ICV selection is INITIAL, the **chain_data** variable is an output-only buffer that receives data used as input for deciphering the next part of the input data, if any.

When the ICV selection is CONTINUE, the **chain_data** variable is both an input and output buffer.

When the ICV selection is ONLY, the **chain_data** variable is an output-only buffer that receives data in the event that the amount of ciphertext is greater than the host code can send to the coprocessor in a single call.

The application must not change any intermediate data in this string.

ciphertext_length

Direction: Input
Type: Integer

A pointer to an integer variable containing the number of bytes of data in the **ciphertext** variable. The **ciphertext_length** value must be a multiple of the algorithm block size. For processing rule GCM, the value can be a minimum of 0 up to a maximum of $2^{32} - 1$, otherwise the value must not be 0. If PKCS-PAD is specified, set the output **cleartext_length** variable from 1 - 16 bytes less than the **ciphertext_length** value.

Note: Do not make the **ciphertext_length** and **cleartext_length** parameters point to the same variable.

ciphertext

Direction: Input
Type: String

A pointer to a string variable containing the data to be deciphered, including any pad bytes.

cleartext_length

Direction: Input/Output
Type: Integer

On input, this parameter is a pointer to an integer variable containing the number of bytes of data in the cleartext variable. On output, this variable is updated to contain the actual length of text output in the cleartext variable. If PKCS-PAD is specified, the *cleartext* value is updated with 1 - 16 bytes of data less than the *ciphertext_length* value.

cleartext

Direction: Input/Output

Type: String

A pointer to a string variable used to contain the data to be deciphered, excluding any pad bytes.

optional_data_length

Direction: Input

Type: Integer

A pointer to an integer variable containing the number of bytes of data in the **optional_data** variable. For processing rule GCM, set this value to a minimum of 0 up to a maximum of $2^{32} - 1$, otherwise set this value to 0.

optional_data

Direction: Input

Type: String

A pointer to a string variable containing optional data for the decryption. For processing rule GCM, this parameter identifies any additional authenticated data (AAD). No other usage is currently defined.

Restrictions

The restrictions for CSNBSAD.

None.

Required commands

The required commands for CSNBSAD.

The Symmetric Algorithm Decipher verb requires the command **Symmetric Algorithm Decipher - secure AES keys** (offset X'012B') to be enabled in the active role. The verb also requires the command shown in the following table to be enabled in the active role based on rule-array keyword:

Rule-array keyword	Offset	Command
GCM	X'01CE'	Symmetric Algorithm Decipher - AES GCM

Usage notes

The usage notes for CSNBSAD.

None.

JNI version

This verb has a Java Native Interface (JNI) version, which is named CSNBSADJ.

See [“Building Java applications using the CCA JNI” on page 23](#).

Format

```
public native void CSNBSADJ(  
    hikmNativeNumber return_code,  
    hikmNativeNumber reason_code,  
    hikmNativeNumber exit_data_length,  
    byte[] exit_data,  
    hikmNativeNumber rule_array_count,  
    byte[] rule_array,  
    hikmNativeNumber key_identifier_length,  
    byte[] key_identifier,  
    hikmNativeNumber key_parms_length,  
    byte[] key_parms,  
    hikmNativeNumber block_size,  
    hikmNativeNumber initialization_vector_length,  
    byte[] initialization_vector,  
    hikmNativeNumber chain_data_length,  
    byte[] chain_data,  
    hikmNativeNumber cipher_text_length,  
    byte[] cipher_text,  
    hikmNativeNumber clear_text_length,  
    byte[] clear_text,  
    hikmNativeNumber optional_data_length,  
    byte[] optional_data);
```

Symmetric Algorithm Encipher (CSNBSAE)

Use the Symmetric Algorithm Encipher verb to encipher data using the AES algorithm.

CCA supports the following processing rules to encipher data. You choose the type of processing rule that the verb should use for block chaining.

Cipher Block Chaining (CBC)

The plaintext must be an exact multiple of eight bytes, and the ciphertext will have the same length.

Electronic Code Book (ECB)

The plaintext length must be a multiple of the block size.

Galois/Counter Mode (GCM)

The plaintext can be enciphered in Galois/Counter Mode (GCM). See also [“Symmetric Algorithm Decipher \(CSNBSAD\)”](#) on page 455. For more information on GCM, read NIST SP 800-38D *Recommendation for Block Cipher Modes of Operation: Galois/Counter Mode (GCM) and GMAC*, November 2007. Available at <http://csrc.nist.gov/publications/nistpubs/800-38D/SP-800-38D.pdf>.

Public Key Cryptography Standards Pad (PKCS-PAD)

The plaintext was padded on the right with 1 - 16 bytes of pad characters, making the padded text a multiple of the block size.

The AES key used to encipher the data can either be 16, 24, or 32 bytes (128, 192, or 256 bits) in length. The key can be supplied to the verb in any of three forms:

1. A cleartext key consisting of only the key bytes, not contained in a key token.
2. A cleartext key contained in an internal fixed or variable length AES key-token.
3. An encrypted key contained in an internal fixed or variable length AES key-token, where the key is wrapped (encrypted) with the AES master key.

Note: This verb supports PCI-HSM 2016 compliant-tagged key tokens.

To use this verb, specify:

- The **rule_array**:

1. The algorithm identifier keyword AES, which is the only symmetric algorithm currently supported.
2. An optional processing rule using keyword CBC (the default), ECB, GCM, or PKCS-PAD, which selects the encryption mode.
3. An optional key rule using the keyword KEY-CLR (the default) or KEYIDENT, which selects whether the *key_identifier* parameter points to a 16-byte, 24-byte, or 32-byte clear key, or a key contained in a 64-byte AES key-token in application storage or a key label of such a key in AES key-storage

4. For processing rule CBC or ECB, an optional ICV (initial chaining value) selection using the keyword INITIAL (the default) or CONTINUE, which indicates whether it is the first or a subsequent request, and which parameter points to the initialization vector. For processing rule GCM, specify an optional ICV keyword ONLY (default).
- For a key rule of KEY-CLR, a key identifier containing a 16-byte, 24-byte, or 32-byte clear key. For a key rule of KEYIDENT, a fixed-length or variable-length internal AES key-token or the key label of such a key in AES key-storage. The key token can contain either a clear or enciphered key.

A variable-length AES key-token must have a key that can be used for encryption (key-usage field 1 high-order byte is B'x1xx xxxx') and cannot be used for data translation (KUF1 high-order byte = B'xx0x xxxx'). Also, for processing rule CBC or PKCS-PAD, key usage must allow the key to be used for Cipher Block Chaining (KUF2 high-order byte is X'00' or X'FF'). For processing rule ECB, key usage must allow the key to be used for Electronic Code Book (KUF2 high-order byte is X'01' or X'FF').

For processing rule GCM, the key usage must allow the key to be used for Galois/Counter mode (KUF2 high-order byte = X'04' or X'FF').

- A block size of 16 for the cryptographic algorithm.
- For cipher block chaining, either one of these:
 1. For an ICV selection of INITIAL, a 16-byte initialization vector of your choosing and a 32-byte chain data buffer.
 2. For an ICV selection of CONTINUE, no initialization vector and the 32-byte chain data buffer from the output of the previous chained call. The electronic code book algorithm does not use an initialization vector or a chain data buffer.
 3. For an ICV selection of ONLY, an initialization vector greater than 0 and a maximum of $2^{32} - 1$, and a 104-byte chain data buffer.
- The cleartext to be enciphered.
- A ciphertext buffer large enough to receive the enciphered output.

This verb does the following when it enciphers the data:

1. Verifies the AES key-token for keyword KEYIDENT.
2. Deciphers the input AES key if the key is encrypted (MKVP was present in token).
3. Pads the cleartext data with 1 - 16 bytes on the right for keyword PKCS-PAD, otherwise verifies that the cleartext length is a multiple of the block size.
4. Enciphers the cleartext, including any pad characters, with the AES clear key according to the encryption mode specified.
5. Returns the ciphertext data and its length.
6. Returns the chain data and its length if keyword ECB is not specified.
7. Constructs an authentication tag in the **key_parms** variable if the GCM processing rule is specified in the rule array.

CPACF exploitation for CSNBSAE requires fixed-length AES key-tokens with a key type of DATA or variable-length AES key-tokens of type CIPHER with ENCRYPT key-usage enabled. A fixed-length AES DATA key has a control vector (CV) of all X'00' bytes for all active bytes of the CV. For details about CPACF, see [“CPACF support” on page 12](#).

Format

The format of CSNBSAE.

```
CSNBSAE (
    return_code,
    reason_code,
    exit_data_length,
    exit_data,
    rule_array_count,
    rule_array,
    key_identifier_length,
    key_identifier,
    key_parms_length,
    key_parms,
    block_size,
    initialization_vector_length,
    initialization_vector,
    chain_data_length,
    chain_data,
    clear_text_length,
    clear_text,
    cipher_text_length,
    cipher_text,
    optional_data_length,
    optional_data)
```

Parameters

The parameters for CSNBSAE.

For the definitions of the *return_code*, *reason_code*, *exit_data_length*, and *exit_data* parameters, see [“Parameters common to all verbs” on page 18](#).

rule_array_count

Direction: Input

Type: Integer

A pointer to an integer variable containing the number of elements in the *rule_array* variable. This value must be 1, 2, 3, or 4.

rule_array

Direction: Input

Type: String array

A pointer to a string variable containing an array of keywords. The keywords are eight bytes in length, and must be left-aligned and padded on the right with space characters. The *rule_array* keywords are described in [Table 133 on page 464](#).

Table 133. Keywords for Symmetric Algorithm Encipher control information	
Keyword	Description
Encryption algorithm (Required)	
AES	Specifies use of the Advanced Encryption Standard (AES) as the encryption algorithm. The block size for AES is 16 bytes, and the key length is 16, 24, or 32 bytes. AES is the only algorithm currently supported by this verb.
Processing rule (One, optional)	
CBC	Performs ANSI X3.102 cipher block chaining. The data must be a multiple of eight bytes. An OCV is produced and placed in the <i>chaining_vector</i> parameter. If the ICV selection keyword CONTINUE is specified, the CBC OCV from the previous call is used as the ICV for this call.

<i>Table 133. Keywords for Symmetric Algorithm Encipher control information (continued)</i>	
Keyword	Description
ECB	Specifies enciphering in Electronic Code Book mode. The cleartext length must be a multiple of the block size.
GCM	Specifies encryption in Galois/Counter Mode. The cleartext length must be less than or equal to $2^{32} - 1$.
PKCS-PAD	Specifies padding of the cleartext on the right with 1 - 16 bytes of pad characters, making the padded text a multiple of the block size. Each pad character is valued to the number of pad characters added. The ciphertext length must be large enough to include the added pad characters. The ciphertext length must be large enough to include the added pad characters. The padded cleartext is enciphered in Cipher Block Chaining mode.
Key rule (One, optional)	
KEY-CLR	Specifies that the <i>key_identifier</i> parameter points to a cleartext AES key. Only the key value is allowed; the key is not contained in a key token. This is the default value.
KEYIDENT	Specifies that the <i>key_identifier</i> parameter points to an internal AES key-token or the label of an internal key-token in AES key-storage.
ICV selection (One, optional)	
CONTINUE	Specifies that the request is part of a sequence of chained requests and is not the first (initial) request in the sequence. The chain data is used as input to encipher the next block of data. The chain data buffer is updated with output that is used as input to subsequent chained requests. This keyword is not valid with the ECB or GCM processing rule keyword.
INITIAL	Specifies that this is either the first request of a sequence of chained requests, or the only request. The initialization vector is used as input to encipher the first block of data. The chain data buffer is updated with output that is used as input to subsequent chained requests. Not valid with the GCM processing rule keyword, otherwise this is the default.
ONLY	Specifies that this is the only request. The initialization vector is used as input to encipher the block of data. Only valid with the GCM processing rule keyword. This is the default for GCM.

[“CIPHERING METHODS”](#) on page 1238 describes the cipher processing rules in detail.

key_identifier_length

Direction: Input

Type: Integer

A pointer to an integer variable containing the number of bytes of data in the *key_identifier* variable. This value must be 16, 24, 32, or ≥ 64 .

key_identifier

Direction: Input

Type: String

A pointer to a string variable containing either a cleartext AES key or the internal key-token or a label for an internal key-token record in AES key-storage. This is the key used to encipher the data pointed to by the cleartext parameter. For *rule_array* keyword KEY-CLR, a 16-byte, 24-byte, or 32-byte clear AES key is required. For *rule_array* keyword KEYIDENT, a 64-byte fixed or variable-length internal AES key-token or key label for such a key in AES key-storage is required.

Symmetric Algorithm Encipher (CSNSAE)

A variable-length AES key-token must have a key type of CIPHER and must allow the key to be used for encryption (key-usage field 1 high-order byte = B'1xxx xxx'). In addition, the key token must have the following key usage based on processing rule keyword:

CBC

must allow the key to be used for Cipher Block Chaining (key usage field (KUF) 2 high-order byte = X'00' or X'FF').

ECB

must allow the key to be used for Electronic Code Book (KUF2 high-order byte = X'01' or X'FF').

GCM

must allow the key to be used for Galois/Counter mode (KUF2 high-order byte = X'04' or X'FF').

key_parms_length

Direction: Input

Type: Integer

A pointer to an integer variable containing the number of bytes of data in the *key_parms* parameter. For processing rule GCM, this value can be 4 or 8 (which is strongly discouraged by NIST), or 12 - 16. Otherwise, this value must be 0.

key_parms

Direction: Input

Type: String

A pointer to a string variable for key-related parameters. For processing rule GCM, this variable receives the generated authentication tag for the data identified by the cleartext parameter and any additional authenticated data identified by the **optional_data** parameter. No other usage is currently defined.

block_size

Direction: Input

Type: Integer

A pointer to an integer variable containing the block size used by the cryptographic algorithm. This value must be 16.

initialization_vector_length

Direction: Input

Type: Integer

A pointer to an integer variable containing the number of bytes of data in the *initialization_vector* variable. For cipher block chaining (CBC or PKCS-PAD) with an INITIAL ICV selection, this value must be 16. For processing rule ECB or ICV selection CONTINUE, this value should be 0. For processing rule GCM, NIST recommends a length of 12, but any length from 1 to a maximum of $2^{32} - 1$ can be used.

initialization_vector

Direction: Input

Type: String

A pointer to a string variable containing the initialization vector for the INITIAL call to CBC mode encryption, or if the ICV selection is ONLY. It is not used if the processing rule is ECB or the ICV selection is CONTINUE. The same initialization vector must be used when deciphering the data.

chain_data_length**Direction:** Input/Output**Type:** Integer

A pointer to an integer variable containing the number of bytes of data in the *chain_data* variable. On input, depending on the processing rule keyword, set this variable to a value of at least 32 for CBC, 0 for ECB, or 104 for GCM mode encryption.

On output, the variable is updated with the length of the data returned in the *chain_data* variable. The *chain_data_length* parameter must not be changed by the calling application until chained operations are complete.

chain_data**Direction:** Input/Output**Type:** String

A pointer to a string variable used as a work area for CBC encipher requests. This work area is not used for ECB mode encryption, while GCM mode encryption uses 104 bytes for its work area.

When the verb performs a CBC encipher operation and the ICV selection is INITIAL, the **chain_data** variable is an output-only buffer that receives data used as input for enciphering the next part of the input data, if any. When the ICV selection is CONTINUE, the **chain_data** variable is both an input and output buffer. When the ICV selection is ONLY, the **chain_data** variable is an output-only buffer that receives data in the event that the amount of cleartext is greater than the host code can send to the coprocessor in a single call. The application must not change any intermediate data in this string.

cleartext_length**Direction:** Input**Type:** Integer

A pointer to an integer variable containing the number of bytes of data in the **cleartext** variable. The **cleartext_length** value must be a multiple of the algorithm block size unless processing rule PKCS-PAD is specified. For processing rule GCM, the value can be a minimum of 0 up to a maximum of $2^{32} - 1$, otherwise the value must not be 0.

If PKCS-PAD is specified, set the output **cleartext_length** variable from 1 - 16 bytes more than the **cleartext_length** value to a multiple of the algorithm block size.

Note: Do not make the **ciphertext_length** and **cleartext_length** parameters point to the same variable.

cleartext**Direction:** Input**Type:** String

A pointer to a string variable used to contain the data to be enciphered, excluding any pad bytes.

ciphertext_length**Direction:** Input/Output**Type:** Integer

On input, the *ciphertext_length* parameter is a pointer to an integer variable containing the number of bytes of data in the *ciphertext* variable. On output, the *ciphertext_length* variable is updated to contain the actual length of text output in the *ciphertext* variable. If PKCS-PAD is specified, the

Symmetric Algorithm Encipher (CSNBSAE)

ciphertext_length value must be greater than or equal to the next higher multiple of 16 as the *cleartext_length* value (from 1 - 16 bytes longer). Otherwise, the *ciphertext_length* value must be greater than or equal to the *cleartext_length* variable.

ciphertext

Direction: Input/Output

Type: String

A pointer to a string variable used as an output buffer where the verb returns the enciphered data. If PKCS-PAD is specified, on output the *ciphertext* buffer contains 1 - 16 bytes of data more than the *cleartext* input buffer contains.

optional_data_length

Direction: Input

Type: Integer

A pointer to an integer variable containing the number of bytes of data in the *optional_data* variable. For processing rule GCM, set this value to a minimum of 0 up to a maximum of $2^{32} - 1$, otherwise set this value to 0.

optional_data

Direction: Input

Type: String

A pointer to a string variable containing optional data for the encryption. For processing rule GCM, this parameter identifies any additional authenticated data (AAD). No other usage is currently defined.

Restrictions

The restrictions for CSNBSAE.

None.

Required commands

The required commands for CSNBSAE.

The Symmetric Algorithm Encipher verb requires the **Symmetric Algorithm Encipher - secure AES keys** command (offset X'012A') to be enabled in the active role. The verb also requires the command shown in the following table below to be enabled in the active role based on rule-array keyword:

Rule-array keyword	Offset	Command
GCM	X'01CD'	Symmetric Algorithm Encipher - AES GCM

Usage notes

The usage notes for CSNBSAE.

None.

JNI version

This verb has a Java Native Interface (JNI) version, which is named CSNBSAEJ.

See [“Building Java applications using the CCA JNI” on page 23](#).

Format

```
public native void CSNBSAEJ(
    hikmNativeNumber return_code,
    hikmNativeNumber reason_code,
    hikmNativeNumber exit_data_length,
    byte[] exit_data,
    hikmNativeNumber rule_array_count,
    byte[] rule_array,
    hikmNativeNumber key_identifier_length,
    byte[] key_identifier,
    hikmNativeNumber key_parms_length,
    byte[] key_parms,
    hikmNativeNumber block_size,
    hikmNativeNumber initialization_vector_length,
    byte[] initialization_vector,
    hikmNativeNumber chain_data_length,
    byte[] chain_data,
    hikmNativeNumber clear_text_length,
    byte[] clear_text,
    hikmNativeNumber cipher_text_length,
    byte[] cipher_text,
    hikmNativeNumber optional_data_length,
    byte[] optional_data);
```

Cipher Text Translate2 (CSNBCTT2)

This callable service decipheres encrypted data (ciphertext) under one ciphertext translation key and re-enciphers it under another ciphertext translation key without having the data appear in the clear outside the cryptographic coprocessor. Such a function is useful in a multiple node network, where sensitive data is passed through multiple nodes prior to it reaching its final destination.

Use the Cipher Text Translate2 verb to decipher text under an input key and then to encipher the text under an output key. Both AES and DES algorithms are supported. Translation between AES and DES is allowed with restrictions controlled by access control points.

The encryption modes supported are:

- DES – CBC, CUSP and IPS
- AES – CBC and ECB

The padding methods supported are:

- DES – X9.23
- AES – PKCSPAD

Scenario for using the CSNBCTT2 verb

This scenario uses the Encipher (CSNBENC), Cipher Text Translate2 (CSNBCTT2), and Decipher (CSNBDEC) callable services with four network nodes: A, B, C, and D. You want to send data from your network node A to a destination node D. You cannot communicate directly with node D, because nodes B and C are situated between A and D. You do not want nodes B and C to decipher your data.

At node A, you use the CSNBENC service. Node D uses the CSNBDEC service. Node B and C will use the CSNBCTT2 service.

Consider the keys that are needed to support this process:

1. At your node, generate one key in two forms: OPEX CIPHER CIPHERXI.
2. Send the exportable CIPHERXI key to node B.
3. Node B and C need to share a key, so generate a different key in two forms: EXEX CIPHERX0 CIPHERXI.
4. Send the exportable CIPHERX0 key to node B.
5. Send the exportable CIPHERXI key to node C.

Cipher Text Translate 2 (CSNBCTT2)

- Node C and node D need to share a CIPHERX0 key and a CIPHER key. Node D can generate one key in two forms: OPEX CIPHERX0 CIPHERXI.
- Node D sends the exportable CIPHERX0 key to node C.

The communication process is shown as:

Node:	A	B	C	D
Service:	CSNBENC	CSNBCTT2	CSNBCTT2	CSNBDEC
Keys:	CIPHER	CIPHERXI CIPHERX0	CIPHERXI CIPHERXI	CIPHER
Key pairs:	____ = ____	____ = ____	____ = ____	

Therefore, you need three keys, each in two different forms. You can generate two of the keys at node A, and node D can generate the third key. Note that the key used in the decipher callable service at node D is not the same key used in the encipher callable service at node A.

Note: This verb supports PCI-HSM 2016 compliant-tagged key tokens.

Format

The format of CSNBCTT2.

```
CSNBCTT2(  
    return_code,  
    reason_code,  
    exit_data_length,  
    exit_data,  
    rule_array_count,  
    rule_array,  
    key_identifier_in_length,  
    key_identifier_in,  
    init_vector_in_length,  
    init_vector_in,  
    cipher_text_in_length,  
    cipher_text_in,  
    chaining_vector_length,  
    chaining_vector,  
    key_identifier_out_length,  
    key_identifier_out,  
    init_vector_out_length,  
    init_vector_out,  
    cipher_text_out_length,  
    cipher_text_out,  
    reserved1_length,  
    reserved1,  
    reserved2_length,  
    reserved2)
```

Parameters

The parameter definitions for CSNBCTT2.

For the definitions of the *return_code*, *reason_code*, *exit_data_length*, and *exit_data* parameters, see [“Parameters common to all verbs” on page 18](#).

rule_array_count

Direction: Input

Type: Integer

A pointer to an integer variable containing the number of elements in the **rule_array** variable. The value must be 4 or 5.

rule_array

Direction: Input

Type: String array

The keyword that provides control information to the verb. The processing method is the algorithm used to create the generated key. The keyword is left-aligned and padded on the right with blanks. The *rule_array* keywords are described in Table 134 on page 471.

<i>Table 134. Keywords for Cipher Text Translate2 control information</i>	
Keyword	Description
Inbound Processing Rule (One required)	
I-CBC	Specifies encryption using CBC mode for the inbound ciphertext. The text length must be a multiple of the block size. The DES block size is 8 bytes. The AES block size is 16 bytes.
I-CUSP	Specifies that CBC with CUSP processing for the inbound ciphertext. The ciphertext may be any length. The ciphertext is the same length as the plaintext. This keyword is only valid with DES.
I-ECB	Specifies encryption using ECB mode for the inbound ciphertext. The text must be a multiple of the block size. This keyword is only valid for AES encryption.
I-IPS	Specifies that CBC with IPS processing has been used for the inbound ciphertext. The ciphertext may be any length. The ciphertext is the same length as the plaintext. This keyword is only valid with DES.
IPKCSPAD	Specifies that CBC with PKCS padding was used for the inbound ciphertext. The text was padded on the right with 1 - 16 bytes of pad characters, making the padded text a multiple of the AES block size, before the data was enciphered. Each pad character is valued to the number of pad characters added. This keyword is only valid for AES encryption.
I-X923	Specifies that CBC with X9.24 padding was used for the inbound ciphertext. This is compatible with the requirements in ANSI Standard X9.23. This keyword is only valid for DES encryption.
Outbound processing rule (One required)	
O-CBC	Specifies that encryption in CBC mode is used for the outbound ciphertext. The text length must be a multiple of the block size. The DES block size is 8 bytes. The AES block size is 16 bytes.
O-CUSP	Specifies that CBC with CUSP processing is used for the outbound text. The outbound ciphertext has the same length as the plaintext. This keyword is only valid with DES.
O-ECB	Specifies that encryption using ECB mode is used for the outbound ciphertext. The text must be a multiple of the block size. This keyword is only valid for AES encryption.
O-IPS	Specifies that CBC with IPS processing is used for the outbound text. The outbound ciphertext has the same length as the plaintext. This keyword is only valid with DES.
OPKCSPAD	Specifies that CBC with PKCS padding is used for the outbound text. The outbound text is padded on the right with 1 - 16 bytes of pad characters, making the padded text a multiple of the AES block size, before the data was enciphered. Each pad character is valued to the number of pad characters added. This keyword is only valid for AES encryption.
O-X923	Specifies that CBC with X9.24 padding is used for the outbound text. This is compatible with the requirements in ANSI Standard X9.23. This keyword option is only valid for DES encryption.
Segmenting control (One optional)	
CONTINUE	Specifies the initialization vectors are taken from the chaining vector. The chaining vector is updated and must not be modified between calls. This keyword is ignored for I-ECB and O-ECB processing rules. The CONTINUE keyword is not valid with the I-X923 or O-X923 keywords.

<i>Table 134. Keywords for Cipher Text Translate2 control information (continued)</i>	
Keyword	Description
INITIAL	Specifies that the initialization vectors are taken from the init_vector_in and init_vector_out parameters. This is the default. This keyword is ignored for I-ECB and O-ECB processing rules.
Inbound key identifier (One required)	
IKEY-DES	Specifies that the inbound key identifier is a DES key.
IKEY-AES	Specifies that the inbound key identifier is an AES key.
Outbound key identifier (One required)	
OKEY-DES	Specifies that the outbound key identifier is a DES key.
OKEY-AES	Specifies that the outbound key identifier is an AES key.

key_identifier_in_length

Direction: Input
Type: Integer

Length of the **key_identifier_in** in bytes. The value is 64 when a label is supplied. When the key identifier is a key token, the value is the length of the token. The maximum value is 725.

key_identifier_in

Direction: Input/Output
Type: String

An internal key token or the label of an AES or DES key storage record containing the cipher translation key for the inbound ciphertext.

Acceptable DES key types are DATA, CIPHER, CIPHERXI, CIPHERXL, and DECIPHER. The keys must have bit 19 for DECIPHER set on in the control vector. The key may be a single-, double-, or triple-length key. If the **Cipher Text translate2 - Allow only cipher text translate types** access control point is enabled, only CIPHERXI and CIPHERXL are allowed.

Acceptable AES key types include the 64-byte AES DATA key and the variable length token CIPHER key with the DECRYPT bit on in the key usage field. The C-XLATE bit can optionally be on. If the **Cipher Text translate2 - Allow only cipher text translate types** access control point is enabled, the C-XLATE bit must be turned on in the key usage field.

init_vector_in_length

Direction: Input
Type: Integer

Length of the **init_vector_in** field in bytes. For AES keys, the length is 16. For DES keys, the length is 8. When the initialization vector is not required (segmenting rule CONTINUE, processing rule I-ECB), the value must be 0.

init_vector_in

Direction: Input
Type: String

The initialization vector that is used to decipher the input data. This parameter is the initialization vector used at the previous cryptographic node. This parameter is required for segmenting rule INITIAL.

cipher_text_in_length

Direction: Input
Type: Integer

The length of the ciphertext to be processed. See the table of ciphertext length restrictions in [“Usage notes”](#) on page 475.

cipher_text_in

Direction: Input
Type: String

The text that is to be translated. The text is enciphered under the cipher key specified in the **key_identifier_in** parameter.

chaining_vector_length

Direction: Input
Type: Integer

The length of the **chaining_vector** parameter in bytes. The **chaining_vector** field must be 128 bytes long.

chaining_vector

Direction: Input/Output
Type: String

The **chaining_vector** parameter is a work area used by the service to carry segmented data between procedure calls. This area must not be modified between calls to the service.

key_identifier_out_length

Direction: Input
Type: Integer

The length of the **key_identifier_out** parameter in bytes. This value is 64 when a label is supplied. When the key identifier is a key token, the value is the length of the token. The maximum value is 725.

key_identifier_out

Direction: Input/Output
Type: String

An internal key token or the label of an AES or DES key storage record containing the cipher translation key for the outbound ciphertext.

Acceptable DES key types are DATA, CIPHER, CIPHERXL, CIPHERXO, and ENCIPHER. The key may be a double- or triple-length key. If the **Cipher Text translate2 - Allow only cipher text translate types** access control point is enabled, only CIPHERXO and CIPHERXL are allowed. Acceptable DES key types are DATA, CIPHER, CIPHERXL, CIPHERXO, and ENCIPHER. The keys must have bit 18 for ENCIPHER set on in the control vector. The key may be a double- or triple-length key. If the **Cipher Text translate2 - Allow only cipher text translate types** access control point is enabled, only CIPHERXO and CIPHERXL are allowed.

Cipher Text Translate 2 (CSNBCTT2)

Acceptable AES key types include the 64-byte AES DATA key and the variable length token CIPHER key with the ENCRYPT bit on in the key usage field.

The C-XLATE bit can optionally be on. If the **Cipher Text translate2 - Allow only cipher text translate types** access control point is enabled, the C-XLATE bit must be turned on in the key usage field.

init_vector_out_length

Direction: Input
Type: Integer

The length of the **init_vector_out** parameter in bytes. For AES keys, the length is 16. For DES keys, the length is 8. When the initialization vector is not required (segmenting rule CONTINUE, processing rule O-ECB), the value must be 0.

init_vector_out

Direction: Input
Type: String

The initialization vector that is used to encipher the input data. This is the new initialization vector used when the callable service enciphers the plaintext. This parameter is required for segmenting rule INITIAL.

cipher_text_out_length

Direction: Input/Output
Type: Integer

The length of the **cipher_text_out** parameter in bytes. This parameter is updated with the actual length of the data in the **cipher_text_out** parameter. Note that padding may require this value to be larger than the **cipher_text_in_length** parameter (see [Table 135 on page 476](#)).

cipher_text_out

Direction: Output
Type: String

The field where the callable service returns the translated text.

reserved1_length

Direction: Input
Type: Integer

The length of the **reserved1** parameter in bytes. The value must be zero.

reserved1

Direction: Input
Type: String

This parameter is ignored.

reserved2_length

Direction: Input
Type: Integer

The length of the **reserved2** parameter in bytes. The value must be zero.

reserved2

Direction: Input
Type: String

This parameter is ignored.

Restrictions

The restrictions for CSNBCTT2.

- Beginning with Release 5.4 and Release 6.2, this verb supports triple-length TDES keys. For a list of supported triple-length TDES key types beginning with Release 5.4 and Release 6.2, see [Table 10 on page 67](#).

Required commands

The CSNBCTT2 required commands.

This verb requires the following commands to be enabled in the active role:

Command	Offset	Description
Cipher Text Translate2	X'01C0'	Enable the Ciphertext Translate2 service
Cipher Text Translate2 - Allow translate from AES to TDES	X'01C1'	Allow translation from an AES key to 2 or 3 key triple DES key.
Cipher Text Translate2 - Allow translate to weaker AES	X'01C2'	Allow translation from a stronger to weaker AES key. (For example, IN key AES256 and OUT key AES128.)
Cipher Text Translate2 - Allow translate to weaker DES	X'01C3'	Allow translation from a triple-length DES key to a weaker double-length DES key.
Cipher Text Translate2 - Allow only cipher text translate types	X'01C4'	When enabled, the verb only accepts these key-translation-only key types, which cannot be used in normal cipher or MAC data operations: <ul style="list-style-type: none"> AES key tokens with key type CIPHER and key usage set to allow data translate (C-XLATE) only DES key tokens with a key type CIPHERXI, CIPHERXO, or CIPHERXL <p>In other words, with offset X'01C4' enabled in the active role, AES key type AESDATA and DES key types CIPHER, DATA, DATAC, and ENCIPHER, are not allowed. This restricts the verb from using keys that can be used in data operations other than translation.</p>

Usage notes

Usage notes for CSNBCTT2.

Restriction: The Cipher Text Translate2 callable service is only available on the IBMzEC12 and later servers.

The initialization vectors must have already been established between the communicating applications or must be passed with the data.

Table 135 on page 476 outlines the restrictions for the **cipher_text_in_length** and **cipher_text_out_length** parameters. The DES blocks referred to in this table are 8 bytes. The AES blocks referred to in this table are 16 bytes.

<i>Table 135. Restrictions for cipher_text_in_length and cipher_text_out_length</i>			
Input cipher method	Output cipher method	Input ciphertext length restriction(s)	Output ciphertext length restriction(s)
DES CBC	DES CBC X9.23	Input ciphertext must be a multiple of a DES block.	Output ciphertext length must be greater than or equal to the sum of the length of the input ciphertext and a DES block.
DES CBC	AES CBC PKCSPAD	Input ciphertext must be a multiple of a DES block.	If the input ciphertext is not a multiple of an AES block, then the output ciphertext length must be greater than or equal to the sum of the input ciphertext length and a DES block. If the input ciphertext is a multiple of an AES block, then the output ciphertext length must be greater than or equal to the sum of the input ciphertext length and an AES block.
DES CBC	DES CUSP or IPS	Input ciphertext must be a multiple of a DES block.	Output ciphertext length must be greater than or equal to the input ciphertext length.
DES CBC	DES CBC	Input ciphertext must be a multiple of a DES block.	Output ciphertext length must be greater than or equal to the input ciphertext length.
DES CBC	AES CBC	Input ciphertext must be a multiple of an AES block.	Output ciphertext length must be greater than or equal to the input ciphertext length.
DES CBC	AES CBC	Input ciphertext must be a multiple of an AES block.	Output ciphertext length must be greater than or equal to the input ciphertext length.
DES CBC CUSP or IPS	DES CBC CUSP or IPS	No restrictions	Output ciphertext length must be greater than or equal to the input ciphertext length.
DES CBC CUSP or IPS	DES CBC	Input ciphertext must be a multiple of a DES block.	Output ciphertext length must be greater than or equal to the input ciphertext length.
DES CBC CUSP or IPS	AES CBC or ECB	Input ciphertext must be a multiple of an AES block.	Output ciphertext length must be greater than or equal to the input ciphertext length.
DES CBC CUSP or IPS	DES CBC X9.23	No restrictions	Output ciphertext length must be greater than or equal to the sum of the input ciphertext length and a DES block.
DES CBC CUSP or IPS	AES CBC PKCSPAD	No restrictions	Output ciphertext length must be greater than or equal to the sum of the input ciphertext length and an AES block.
DES CBC X9.23	DES CBC X9.23	Input ciphertext must be a multiple of a DES block.	Output ciphertext length must be greater than or equal to the input ciphertext length.
DES CBC X9.23	AES CBC PKCSPAD	Input ciphertext must be a multiple of a DES block.	Output ciphertext length must be greater than or equal to the sum of the input ciphertext length and a DES bock.

Table 135. Restrictions for *cipher_text_in_length* and *cipher_text_out_length* (continued)

Input cipher method	Output cipher method	Input ciphertext length restriction(s)	Output ciphertext length restriction(s)
DES CBC X9.23	DES CBC CUSP or IPS	Input ciphertext must be a multiple of a DES block.	Output ciphertext length must be greater than or equal to the input ciphertext length.
DES CBC X9.23	DES CBC	Input ciphertext must be a multiple of a DES block.	Output ciphertext length must be greater than or equal to the input ciphertext length. Note: This operation is not possible if the padding is determined by the adapter to be from 1-7 bytes.
DES CBC X9.23	AES CBC	Input ciphertext must be a multiple of a DES block but must not be a multiple of an AES block.	Output ciphertext length must be greater than or equal to the input ciphertext length. Note: This operation is not possible if the padding is determined by the adapter to be from 1-7 bytes.
DES CBC X9.23	AES ECB	Input ciphertext must be a multiple of a DES block but must not be a multiple of an AES block.	Output ciphertext length must be greater than or equal to the input ciphertext length. Note: This operation is not possible if the padding is determined by the adapter to be from 1-7 bytes.
AES CBC or ECB	DES CBC X9.23	Input ciphertext must be a multiple of an AES block.	Output ciphertext length must be greater than or equal to the sum of the input ciphertext length and a DES block.
AES CBC or ECB	AES CBC PKCSPAD	Input ciphertext must be a multiple of an AES block.	Output ciphertext length must be greater than or equal to the sum of the input ciphertext length and an AES block.
AES CBC or ECB	DES CBC CUSP or IPS	Input ciphertext must be a multiple of an AES block.	Output ciphertext length must be greater than or equal to the input ciphertext length.
AES CBC or ECB	DES CBC	Input ciphertext must be a multiple of an AES block.	Output ciphertext length must be greater than or equal to the input ciphertext length.
AES CBC or ECB	AES CBC	Input ciphertext must be a multiple of an AES block.	Output ciphertext length must be greater than or equal to the input ciphertext length.
AES CBC or ECB	AES ECB	Input ciphertext must be a multiple of an AES block.	Output ciphertext length must be greater than or equal to the input ciphertext length.
AES CBC PKCSPAD	DES CBC X9.23	Input ciphertext must be a multiple of an AES block.	Output ciphertext length must be greater than or equal to the input ciphertext length.
AES CBC PKCSPAD	AES CBC PKCSPAD	Input ciphertext must be a multiple of an AES block.	Output ciphertext length must be greater than or equal to the input ciphertext length.
AES CBC PKCSPAD	DES CBC CUSP or IPS	Input ciphertext must be a multiple of an AES block.	Output ciphertext length must be greater than or equal to the input ciphertext length minus 1.

*Table 135. Restrictions for **cipher_text_in_length** and **cipher_text_out_length** (continued)*

Input cipher method	Output cipher method	Input ciphertext length restriction(s)	Output ciphertext length restriction(s)
AES CBC PKCSPAD	DES CBC	Input ciphertext must be a multiple of an AES block. Output ciphertext length must be greater than or equal	Output ciphertext length must be greater than or equal to the input ciphertext length minus the length of a DES block. Note: This operation is not possible if the padding is determined by the adapter to be from 1-7 bytes or 9-15 bytes.
AES CBC PKCSPAD	AES CBC	Input ciphertext must be a multiple of an AES block.	Output ciphertext length must be greater than or equal to the input ciphertext length minus the length of a AES block. Note: This operation is not possible if the padding is determined by the adapter to be from 1-15 bytes.
AES CBC PKCSPAD	AES ECB	Input ciphertext must be a multiple of an AES block.	Output ciphertext length must be greater than or equal to the input ciphertext length minus the length of an AES block. Note: This operation is not possible if the padding is determined by the adapter to be from 1-15 bytes.

There are requirements for the keys for the **key_identifier_in** and **key_identifier_out** parameters. The **key_identifier_in** key must be able to decipher text. The **key_identifier_out** key must be able to encipher text.

Table 136 on page 478 table shows the valid key types which are allowed for the **key_identifier_in** and **key_identifier_out** parameters. In the table, a variable length key token cipher key is denoted by vCIPHER. vCIPHER is the default which has the ENCRYPT and DECRYPT bits on in the usage field. vCIPHERe has only the ENCRYPT bit on in the usage field. vCIPHERd has only the DECRYPT bit on in the usage field. Adding x to either of the preceding names means the TRANSLAT bit is on in the usage field for that key. For example, vCIPHERex means a variable length token with the ENCRYPT and TRANSLAT bits turned on.

AESDATA is the 64-byte AES DATA key type.

Table 136. Cipher Text Translate2 key usage

key_identifier_in (DEC bit except DATA and AESDATA)	key_identifier_out (ENC bit except DATA and AESDATA)
DATA CIPHER DECIPHER CIPHERXI CIPHERXL	DATA CIPHER ENCIPHER CIPHERXO CIPHERXL AESDATA vCIPHER vCIPHERe vCIPHERex vCIPHERedx

Table 136. Cipher Text Translate2 key usage (continued)

key_identifier_in (DEC bit except DATA and AESDATA)	key_identifier_out (ENC bit except DATA and AESDATA)
AESDATA vCIPHER vCIPHERd vCIPHERdx vCIPHERdex	DATA (must be at least double-length key with ACP) CIPHER (requires ACP to be enabled) ENCIPHER (requires ACP to be enabled) CIPHERXO (requires ACP to be enabled) CIPHERXL (requires ACP to be enabled) AESDATA vCIPHER vCIPHERe vCIPHERex vCIPHERedx

Note:

1. Translation from stronger encryption to single-key DES is not allowed.
2. Translation from a triple-length DES key to a double-length DES key requires the **Cipher Text Translate2 - Allow translate to weaker DES** access control point (offset X'01C3') to be enabled.
3. When the **Cipher Text Translate2 - Allow only cipher text translate types** access control point (offset X'01C4') is enabled, only CIPHERXI, CIPHERXL, and CIPHERXO DES key types are allowed and AES key tokens with key type CIPHER must be set to allow data translate (C-XLATE).

JNI version

This verb has a Java Native Interface (JNI) version, which is named CSNBCTT2.

See [“Building Java applications using the CCA JNI”](#) on page 23.

Format

```
public native void CSNBCTT2J(
    hikmNativeNumber    return_code,
    hikmNativeNumber    reason_code,
    hikmNativeNumber    exit_data_length,
    byte[]              exit_data,
    hikmNativeNumber    rule_array_count,
    byte[]              rule_array,
    hikmNativeNumber    key_identifier_in_len,
    byte[]              key_identifier_in,
    hikmNativeNumber    init_vector_in_length,
    byte[]              init_vector_in,
    hikmNativeNumber    cipher_text_in_length,
    byte[]              cipher_text_in,
    hikmNativeNumber    chaining_vector_length,
    byte[]              chaining_vector,
    hikmNativeNumber    key_identifier_out_length,
    byte[]              key_identifier_out,
    hikmNativeNumber    init_vector_out_length,
    byte[]              init_vector_out,
    hikmNativeNumber    cipher_text_out_length,
    byte[]              cipher_text_out,
    hikmNativeNumber    reserved1_length,
    byte[]              reserved1,
    hikmNativeNumber    reserved2_length,
    byte[]              reserved2);
```

Chapter 10. Verifying data integrity and authenticating messages

CCA provides methods to verify the integrity of transmitted messages and stored data

The methods provided are:

- Message authentication code (MAC)
- Hash functions, including Modification Detection Code (MDC) processing and one-way hash generation

Note: You can also use digital signatures (see [Chapter 16, “Using digital signatures,”](#) on page 887) to authenticate messages.

The choice of verb depends on the security requirements of the environment in which you are operating. If you need to ensure the authenticity of the sender as well as the integrity of the data and both the sender and receiver can share a secret key, consider Message Authentication Code processing. If you need to ensure the integrity of transmitted data in an environment where it is not possible for the sender and the receiver to share a secret cryptographic key, consider hashing functions.

The verbs described in this topic include:

- [“HMAC Generate \(CSNBHMG\)”](#) on page 483
- [“HMAC Verify \(CSNBHMV\)”](#) on page 486
- [“MAC Generate \(CSNBMGN\)”](#) on page 489
- [“MAC Generate2 \(CSNBMGN2\)”](#) on page 493
- [“MAC Verify \(CSNBMVR\)”](#) on page 497
- [“MAC Verify2 \(CSNBMVR2\)”](#) on page 501
- [“MDC Generate \(CSNBMDG\)”](#) on page 504
- [“One-Way Hash \(CSNBOWH\)”](#) on page 508

How MACs are used

When a message is sent, an application program can generate an authentication code for it using the MAC Generate verb.

CCA supports the ANSI X9.9-1 basic procedure and both the ANSI X9.19 basic procedure and optional double key MAC procedure. The MAC Generate verb computes the text of the Message Authentication Code using the algorithm and a key. The ANSI X9.9-1 or ANSI X9.19 basic procedures accept either a single-length MAC generation (MAC) key or a data-encrypting (DATA) key, and the message text. The ANSI X9.19 optional double key MAC procedure accepts a double-length MAC key and the message text. The originator of the message sends the MAC with the message text.

When the receiver gets the message, an application program calls the MAC Verify verb. The MAC Generate verb generates a MAC using the same algorithm as the sender and either the single-length or double-length MAC verification key, the single-length or double-length MAC generation key, or DATA key, and the message text. The MAC Verify verb compares the MAC it generates with the one sent with the message and issues a return code that indicates whether the MACs match. If the return code indicates that the MACs match, the receiver can accept the message as genuine and unaltered. If the return code indicates that the MACs do not match, the receiver can assume the message is either fraudulent or has been altered. The newly computed MAC is not revealed outside the cryptographic coprocessor.

In a similar manner, MACs can be used to ensure the integrity of data stored on the system or on removable media, such as tape.

Secure use of the MAC Generate and MAC Verify verbs requires the use of MAC and MACVER keys in these verbs, respectively. To accomplish this, the originator of the message generates a MAC/MACVER key pair,

uses the MAC key in the MAC Generate verb, and exports the MACVER key to the receiver. The originator of the message enforces key separation on the link by encrypting the MACVER key under a transport key that is not an NOCV key before exporting the key to the receiver. With this type of key separation enforced, the receiver can receive only a MACVER key and can use only this key in the MAC Verify verb. This ensures that the receiver cannot alter the message and produce a valid MAC with the altered message. These security features are not present if DATA keys are used in the MAC Generate verb or if DATA or MAC keys are used in the MAC Verify verb.

By using MACs you get the following benefits:

- **For data transmitted over a network**, you can validate the authenticity of the message as well as ensure the data has not been altered during transmission. For example, an active eavesdropper can tap into a transmission line and interject fraudulent messages or alter sensitive data being transmitted. If the data is accompanied by a MAC, the recipient can use a verb to detect whether the data has been altered. Because both the sender and receiver share a secret key, the receiver can use a verb that calculates a MAC on the received message and compares it to the MAC transmitted with the message. If the comparison is equal, the message could be accepted as unaltered. Furthermore, because the shared key is secret, when a MAC is verified it can be assumed that the sender was, in fact, the other person who knew the secret key.
- **For data stored on tape or DASD**, you can ensure that the data read back onto the system was the same as the data written onto the tape or DASD. For example, someone might be able to bypass access controls. Such an access might escape the notice of auditors. However, if a MAC is stored with the data, and verified when the data is read, you can detect alterations to the data.

How hashing functions and MDCs are used

Hashing functions include the MDC and one-way hash.

You need to hash text before submitting it to the Digital Signature Generate and Digital Signature Verify verbs (see [Chapter 16, “Using digital signatures,”](#) on page 887). CCA supports the SHA-1, MD5, and RIPEMD-160 hashing functions.

When a message is sent, an application program can generate a hash or a Modification Detection Code (MDC) for it using the One-Way Hash verb. This verb computes the hash or MDC, a short, fixed-length value, using a one-way cryptographic function and the message text. The originator of the message ensures the hash or MDC is transmitted with integrity to the intended receiver of the message. For example, the value could be published in a reliable source of public information.

When the receiver gets the message, an application program calls the One-Way Hash verb to generate a new hash or MDC using the same function and message text that were used by the sender. The application program can compare the new value with the one generated by the originator of the message. If the two values match, the receiver knows the message was not altered.

In a similar manner, hashes and MDCs can be used to ensure the integrity of data stored on the system or on removable media, such as tape.

By using hashes and MDCs, you get the following benefits:

- **For data transmitted over a network between locations that do not share a secret key**, you can ensure the data has not been altered during transmission. It is easy to compute a hash or MDC for specific data, yet hard to find data that will result in a given hash or MDC. In effect, the problem of ensuring the integrity of a large file is reduced to ensuring the integrity of a short, fixed-length value.
- **For data stored on tape or DASD**, you can ensure that the data read back onto the system was the same as the data written onto the tape or DASD. After a hash has been established for a file, the One-Way Hash verb can be run at any later time on the file. The resulting value can be compared with the stored value to detect deliberate or inadvertent modification.

For more information, see [“Modification Detection Code calculation”](#) on page 1236.

HMAC Generate (CSNBHMG)

Use the HMAC Generate verb to generate a keyed hash Message Authentication Code (HMAC) for the message string provided as input.

An HMAC key that can be used for generate is required to calculate the HMAC.

Format

The format of CSNBHMG.

```
CSNBHMG(
    return_code,
    reason_code,
    exit_data_length,
    exit_data,
    rule_array_count,
    rule_array,
    key_identifier_length,
    key_identifier,
    text_length,
    text,
    chaining_vector_length,
    chaining_vector,
    mac_length,
    mac)
```

Parameters

The parameters for CSNBHMG.

For the definitions of the *return_code*, *reason_code*, *exit_data_length*, and *exit_data* parameters, see “Parameters common to all verbs” on page 18.

rule_array_count

Direction: Input

Type: Integer

The number of keywords you supplied in the *rule_array* parameter. This value must be 2 or 3.

rule_array

Direction: Input

Type: String array

Keywords that provide control information to the verb. The following table lists the keywords. Each keyword is left-aligned in 8-byte fields and padded on the right with blanks. All keywords must be in contiguous storage. The *rule_array* keywords are described in [Table 137](#) on page 483.

Keyword	Description
Token algorithm (One required)	
HMAC	Specifies the HMAC algorithm to be used to generate the MAC.
Hash method (One required).	
SHA-1	Specifies the FIPS-198 HMAC procedure using the SHA-1 hash method, a symmetric key and text to produce a 20-byte (160-bit) MAC.
SHA-224	Specifies the FIPS-198 HMAC procedure using the SHA-224 hash method, a symmetric key and text to produce a 28-byte (224-bit) MAC.

<i>Table 137. Keywords for HMAC Generate control information (continued)</i>	
Keyword	Description
SHA-256	Specifies the FIPS-198 HMAC procedure using the SHA-256 hash method, a symmetric key and text to produce a 32-byte (256-bit) MAC.
SHA-384	Specifies the FIPS-198 HMAC procedure using the SHA-384 hash method, a symmetric key and text to produce a 48-byte (384-bit) MAC.
SHA-512	Specifies the FIPS-198 HMAC procedure using the SHA-512 hash method, a symmetric key and text to produce a 64-byte (512-bit) MAC.
Segmenting control (One optional)	
FIRST	First call, this is the first segment of data from the application program.
LAST	Last call; this is the last data segment.
MIDDLE	Middle call; this is an intermediate data segment.
ONLY	Only call; segmenting is not employed by the application program. This is the default value.

key_identifier_length

Direction: Input
Type: Integer

The length of the *key_identifier* parameter. The maximum value is 725.

key_identifier

Direction: Input
Type: String

The 64-byte label or internal token of an encrypted HMAC key.

<i>Table 138. Hash methods and HMAC key sizes</i>	
Specified hash method	Minimum HMAC key size (in bits)
SHA-1	80
SHA-224	112
SHA-256	128
SHA-384	192
SHA-512	256

text_length

Direction: Input
Type: Integer

The length of the text you supply in the *text* parameter. The maximum length of *text* is 214783647 bytes. For FIRST and MIDDLE calls, the *text_length* must be a multiple of 64 for SHA-1, SHA-224 and SHA-256 hash methods, and a multiple of 128 for SHA-384 and SHA-512 hash methods.

text

Direction: Input
Type: String

The application-supplied text for which the MAC is generated.

chaining_vector_length

Direction: Input/Output
Type: Integer

The length of the *chaining_vector* in bytes. This value must be 128.

chaining_vector

Direction: Input/Output
Type: String

An 128-byte string used as a system work area. Your application program must not change the data in this string. The chaining vector permits data to be chained from one invocation call to another.

On the first call, initialize this parameter as binary zeros.

mac_length

Direction: Input/Output
Type: Integer

The length of the *mac* parameter in bytes. This parameter is updated to the actual length of the *mac* parameter on output. The minimum value is 4, and the maximum value is 64.

mac

Direction: Output
Type: String

The field in which the verb returns the MAC value if the segmenting rule is ONLY or LAST.

Restrictions

The restrictions for CSNBHMG.

This verb was introduced with CCA 4.1.0.

Required commands

The required commands for CSNBHMG.

This verb requires the commands shown in the following table to be enabled in the active role:

Rule-array keyword	Offset	Command
SHA-1	X'00E4'	HMAC Generate - SHA-1
SHA-224	X'00E5'	HMAC Generate - SHA-224
SHA-256	X'00E6'	HMAC Generate - SHA-256
SHA-384	X'00E7'	HMAC Generate - SHA-384
SHA-512	X'00E8'	HMAC Generate - SHA-512

Usage notes

The usage notes for CSNBHMG.

The HMAC key bit length must be equal or greater than half of the size of the hash function output. For example, SHA-256 output requires a 128-bit HMAC key.

Related information

More information about CSNBHMG is provided in other topics.

The HMAC Verify verb is described in [“HMAC Verify \(CSNBHMV\)”](#) on page 486.

JNI version

This verb has a Java Native Interface (JNI) version, which is named CSNBHMGJ.

See [“Building Java applications using the CCA JNI”](#) on page 23.

Format

```
public native void CSNBHMGJ(  
    hikmNativeNumber return_code,  
    hikmNativeNumber reason_code,  
    hikmNativeNumber exit_data_length,  
    byte[] exit_data,  
    hikmNativeNumber rule_array_count,  
    byte[] rule_array,  
    hikmNativeNumber key_identifier_length,  
    byte[] key_identifier,  
    hikmNativeNumber text_length,  
    byte[] text,  
    hikmNativeNumber chaining_vector_length,  
    byte[] chaining_vector,  
    hikmNativeNumber mac_length,  
    byte[] mac);
```

HMAC Verify (CSNBHMV)

Use the HMAC Verify verb to verify a keyed hash Message Authentication Code (HMAC) for the message string provided as input.

A MAC key contained in an internal variable-length symmetric key-token is required to verify the HMAC. The key must have the same value as the key used to generate the HMAC.

Format

The format of CSNBHMV.

```
CSNBHMV(  
    return_code,  
    reason_code,  
    exit_data_length,  
    exit_data,  
    rule_array_count,  
    rule_array,  
    key_identifier_length,  
    key_identifier,  
    text_length,  
    text,  
    chaining_vector_length,  
    chaining_vector,  
    mac_length,  
    mac)
```

Parameters

The parameters for CSNBHMV.

For the definitions of the *return_code*, *reason_code*, *exit_data_length*, and *exit_data* parameters, see [“Parameters common to all verbs”](#) on page 18.

rule_array_count**Direction:** Input**Type:** Integer

The number of keywords you supplied in the *rule_array* parameter. This value must be 2 or 3.

rule_array**Direction:** Input**Type:** String array

Keywords that provide control information to the verb. The following table lists the keywords. Each keyword is left-aligned in 8-byte fields and padded on the right with blanks. All keywords must be in contiguous storage. The *rule_array* keywords are described in [Table 139 on page 487](#).

<i>Table 139. Keywords for HMAC Verify control information</i>	
Keyword	Description
Token algorithm (One required)	
HMAC	Specifies that the HMAC algorithm is to be used to verify the MAC.
Hash method (One required)	
SHA-1	Specifies the FIPS-198 HMAC procedure using the SHA-1 hash method, a symmetric key and text to produce a 20-byte (160-bit) MAC.
SHA-224	Specifies the FIPS-198 HMAC procedure using the SHA-224 hash method, a symmetric key and text to produce a 28-byte (224-bit) MAC.
SHA-256	Specifies the FIPS-198 HMAC procedure using the SHA-256 hash method, a symmetric key and text to produce a 32-byte (256-bit) MAC.
SHA-384	Specifies the FIPS-198 HMAC procedure using the SHA-384 hash method, a symmetric key and text to produce a 48-byte (384-bit) MAC.
SHA-512	Specifies the FIPS-198 HMAC procedure using the SHA-512 hash method, a symmetric key and text to produce a 64-byte (512-bit) MAC.
Segmenting control (Optional)	
FIRST	First call, this is the first segment of data from the application program.
LAST	Last call; this is the last data segment.
MIDDLE	Middle call; this is an intermediate data segment.
ONLY	Only call; segmenting is not employed by the application program. This is the default value.

key_identifier_length**Direction:** Input**Type:** Integer

The length of the *key_identifier* parameter. The maximum value is 725.

key_identifier**Direction:** Input/Output**Type:** String

The 64-byte label or internal token of an encrypted HMAC or HMACVER key.

HMAC Verify (CSNBHMV)

text_length

Direction: Input

Type: Integer

The length of the text you supply in the *text* parameter. The maximum length of *text* is 214783647 bytes. For FIRST and MIDDLE calls, the *text_length* must be a multiple of 64 for SHA-1, SHA-224, and SHA-256 hash methods, and a multiple of 128 for SHA-384 and SHA-512 hash methods.

text

Direction: Input

Type: String

The application-supplied text for which the HMAC is to be verified.

chaining_vector_length

Direction: Input/Output

Type: Integer

The length of the *chaining_vector* in bytes. This value must be 128.

chaining_vector

Direction: Input/Output

Type: String

An 128-byte string used as a system work area. Your application program must not change the data in this string. The chaining vector permits data to be chained from one invocation call to another.

On the first call, initialize this parameter as binary zeros.

mac_length

Direction: Input

Type: Integer

The length of the *mac* parameter in bytes. The maximum value is 64.

mac

Direction: Input

Type: String

The field that contains the MAC value you want to verify.

Restrictions

The restrictions for CSNBHMV.

This verb was introduced with CCA 4.1.0.

Required commands

The required commands for CSNBHMV.

This verb requires the commands shown in the following table to be enabled in the active role:

Rule-array keyword	Offset	Command
SHA-1	X'00F7'	HMAC Verify - SHA-1
SHA-224	X'00F8'	HMAC Verify - SHA-224
SHA-256	X'00F9'	HMAC Verify - SHA-256
SHA-384	X'00FA'	HMAC Verify - SHA-384
SHA-512	X'00FB'	HMAC Verify - SHA-512

Usage notes

The usage notes for CSNBHBMV.

The HMAC key bit length must be equal or greater than half of the size of the hash function output. For example, SHA-256 output requires a 128-bit HMAC key.

Related information

Additional information about CSNBHBMV,

The HMAC Generate verb is described in [“HMAC Generate \(CSNBHMG\)”](#) on page 483.

JNI version

This verb has a Java Native Interface (JNI) version, which is named CSNBHBMVJ.

See [“Building Java applications using the CCA JNI”](#) on page 23.

Format

```
public native void CSNBHBMVJ(
    hikmNativeNumber return_code,
    hikmNativeNumber reason_code,
    hikmNativeNumber exit_data_length,
    byte[] exit_data,
    hikmNativeNumber rule_array_count,
    byte[] rule_array,
    hikmNativeNumber key_identifier_length,
    byte[] key_identifier,
    hikmNativeNumber text_length,
    byte[] text,
    hikmNativeNumber chaining_vector_length,
    byte[] chaining_vector,
    hikmNativeNumber mac_length,
    byte[] mac);
```

MAC Generate (CSNBGMN)

When a message is sent, an application program can generate an authentication code for it using the MAC Generate verb.

This verb generates a 4-byte, 6-byte, or 8-byte Message Authentication Code (MAC) for an application-supplied text string.

This verb computes the Message Authentication Code using one of the following methods:

- Using the ANSI X9.9-1 single key algorithm, a single-length MAC generation key or data-encrypting key, and the message text.
- Using the ANSI X9.19 optional double key algorithm, a double-length MAC generation key and the message text.
- Using the Europay, MasterCard and Visa (EMV) padding rules.

MAC Generate (CSNBMGN)

The MAC can be the leftmost 32 or 48 bits of the last block of the ciphertext or the entire last block (64 bits) of the ciphertext. The originator of the message sends the Message Authentication Code with the message text.

Note: This verb supports PCI-HSM 2016 compliant-tagged key tokens.

Host CPU acceleration: CPACF

Only keys with a key type of DATA can be used successfully with the CPACF exploitation layer through this verb.

Specifically, a DATA key has a CV (Control Vector) of all X'00' bytes for all active bytes of the CV (eight bytes for 8-byte DES keys, 16 bytes for 16-byte DES keys, and 16 bytes for 24-byte DES keys).

For details about CPACF, see [“CPACF support”](#) on page 12.

Format

The format of CSNBMGN.

```
CSNBMGN(  
    return_code,  
    reason_code,  
    exit_data_length,  
    exit_data,  
    key_identifier,  
    text_length,  
    text,  
    rule_array_count,  
    rule_array,  
    chaining_vector,  
    mac)
```

Parameters

The parameters for CSNBMGN.

For the definitions of the *return_code*, *reason_code*, *exit_data_length*, and *exit_data* parameters, see [“Parameters common to all verbs”](#) on page 18.

key_identifier

Direction: Input/Output

Type: String

The 64-byte key label or internal key token that identifies a single-length or double-length MAC generate key or a single-length DATA or DATAM key. The type of key depends on the MAC process rule in the *rule_array* parameter.

text_length

Direction: Input

Type: Integer

The length of the text you supply in the *text* parameter. If the *text_length* is not a multiple of eight bytes and if the ONLY or LAST keyword of the *rule_array* parameter is called, the text is padded in accordance with the processing rule specified.

text

Direction: Input

Type: String

The application-supplied text for which the MAC is generated.

rule_array_count

Direction: Input
Type: Integer

A pointer to an integer variable containing the number of elements in the *rule_array* variable. This value must be 0, 1, 2, or 3.

rule_array

Direction: Input
Type: String array

Zero to three keywords that provide control information to the verb. The keywords are described in Table 140 on page 491. The keywords must be in 24 bytes of contiguous storage with each of the keywords left-aligned in its own 8-byte location and padded on the right with blanks. For example,

```
'X9.9-1 MIDDLE MACLEN4 '
```

The order of the *rule_array* keywords is not fixed.

You can specify one of the MAC processing rules and then choose one of the segmenting control keywords and one of the MAC length keywords. The *rule_array* keywords are described in Table 140 on page 491.

Table 140. Keywords for MAC Generate control information	
Keyword	Description
MAC process rules (One, optional)	
EMVMAC	EMV padding rule with a single-length MAC key. The <i>key_identifier</i> parameter must identify a single-length MAC or a single-length DATA key. The text is always padded with 1 - 8 bytes so the resulting text length is a multiple of eight bytes. The first pad character is X'80'. The remaining pad characters are X'00'.
EMVMACD	EMV padding rule with a double-length MAC key. The <i>key_identifier</i> parameter must identify a double-length MAC key. The padding rules are the same as for keyword EMVMAC.
TDES-MAC	ANSI X9.9-1 procedure using ISO 16609 CBC mode triple-DES (TDES) encryption of the data. Uses a double-length key. See “Triple-DES ciphering algorithms” on page 1242.
X9.19OPT	ANSI X9.19 optional double key MAC procedure. The <i>key_identifier</i> parameter must identify a double-length MAC key. The padding rules are the same as for keyword X9.9-1.
X9.9-1	ANSI X9.9-1 and X9.19 basic procedure. The <i>key_identifier</i> parameter must identify a single-length MAC or a single-length DATA key. X9.9-1 causes the MAC to be computed from all of the data. The text is padded only if the text length is not a multiple of eight bytes. If padding is required, the pad character X'00' is used. This is the default value.
Segmenting control (One, optional)	
FIRST	First call; this is the first segment of data from the application program.
LAST	Last call; this is the last data segment.
MIDDLE	Middle call; this is an intermediate data segment.
ONLY	Only call; segmenting is not employed by the application program. This is the default value.
MAC length and presentation (One, optional)	
HEX-8	Generates a 4-byte MAC value and presents it as 8 hexadecimal characters.

Table 140. Keywords for MAC Generate control information (continued)	
Keyword	Description
HEX-9	Generates a 4-byte MAC value and presents it as two groups of 4 hexadecimal characters with a space between the groups.
MACLEN4	Generates a 4-byte MAC value. This is the default value.
MACLEN6	Generates a 6-byte MAC value.
MACLEN8	Generates an 8-byte MAC value.

chaining_vector

Direction: Input/Output
Type: String

An 18-byte string that CCA uses as a system work area. Your application program must not change the data in this string. The chaining vector permits data to be chained from one invocation call to another.

On the first call, initialize this parameter as binary zeros.

mac

Direction: Output
Type: String

The 8-byte or 9-byte field in which the verb returns the MAC value if the segmenting rule is ONLY or LAST. Allocate an 8-byte field for MAC values of four bytes, six bytes, eight bytes, or HEX-8. Allocate a 9-byte MAC field if you specify HEX-9 in the *rule_array* parameter.

Restrictions

The restrictions for CSNBMGN.

It might seem intuitive that a DATAM key should also be usable for the MAC Generate verb, and a DATAMV key for the MAC Verify verb, with the CPACF exploitation layer. However, this would violate the security restrictions imposed by the user when the user creates a key of type DATAM or DATAMV. A DES key that has been translated for use with the CPACF (see “CPACF support” on page 12) can be used with CPACF DES encrypt and decrypt operations, an operation that is by definition not allowed for a DATAM or DATAMV key type. Also note that by definition both through z/OS CCA-ICSF and in this S390 Linux CCA access layer, a DATA key of 16 bytes or 24 bytes in length is restricted from use with the X9.190PT and EMVMACD *rule_array* keyword specified MAC algorithms. The only available MAC algorithm for a 16-byte or 24-byte DATA key is the TDES-MAC algorithm.

Also note that the CPACF exploitation layer is activated only for MAC Generate or MAC Verify calls that specify the ONLY *rule_array* keyword for segmenting control (this is the default segmenting control if no segmenting control *rule_array* keyword is specified). The reason for this is that the intermediate MAC context for normal CEX*C calls to MAC Generate and MAC Verify is protected by the adapter Master Key. Because the same security cannot be provided for intermediate results from the host-based CPACF exploitation layer (they are returned in the clear by the CPACF) the FIRST, MIDDLE, and LAST segmenting control keywords will direct operations to the CEX*C.

Note: Support for three-key Triple-DES keys is not available in releases before Release 5.4 and Release 6.2. Beginning with Release 5.4 and Release 6.2, this verb supports triple-length DES keys. For a list of supported three-key Triple-DES key types beginning with Release 5.4 and Release 6.2, see [Table 10 on page 67](#).

Required commands

The required commands for CSNBMGN.

This verb requires the **MAC Generate** command (offset X'0010') to be enabled in the active role.

Usage notes

The usage notes for CSNBMGN.

None.

JNI version

This verb has a Java Native Interface (JNI) version, which is named CSNBMGNJ.

See [“Building Java applications using the CCA JNI”](#) on page 23.

Format

```
public native void CSNBMGNJ(
    hikmNativeNumber return_code,
    hikmNativeNumber reason_code,
    hikmNativeNumber exit_data_length,
    byte[]           exit_data,
    byte[]           key_identifier,
    hikmNativeNumber text_length,
    byte[]           text,
    hikmNativeNumber rule_array_count,
    byte[]           rule_array,
    byte[]           chaining_vector,
    byte[]           mac);
```

MAC Generate2 (CSNBMGN2)

Use the MAC Generate2 service to generate a keyed hash message authentication code (HMAC) or a ciphered message authentication code (CMAC) for the message string provided as input. A MAC key with key usage that can be used for generate is required to calculate the MAC.

The MAC generate key must be in a variable-length HMAC key token for HMAC and an AES MAC token for CMAC.

Format

The format of CSNBMGN2.

```
CSNBMGN2(
    return_code,
    reason_code,
    exit_data_length,
    exit_data,
    rule_array_count,
    rule_array,
    key_identifier_length,
    key_identifier,
    message_text_length,
    message_text,
    chaining_vector_length,
    chaining_vector,
    mac_length,
    mac)
```

Parameters

The parameters for CSNBMGN2.

For the definitions of the *return_code*, *reason_code*, *exit_data_length*, and *exit_data* parameters, see “Parameters common to all verbs” on page 18.

rule_array_count

Direction: Input

Type: Integer

A pointer to an integer variable containing the number of elements in the **rule_array** variable. This value must be 0, 1, 2, or 3.

rule_array

Direction: Input

Type: String array

The **rule_array** contains keywords that provide control information to the callable service. The keywords must be in contiguous storage with each of the keywords left-justified in its own 8-byte location and padded on the right with blanks. The **rule_array** keywords are described in [Table 141](#) on page 494.

<i>Table 141. Keywords for MAC Generate2 control information</i>	
Keyword	Description
Token algorithm (One, required)	
AES	Specifies the use of the AES CMAC algorithm to generate a MAC.
HMAC	Specifies the use of the HMAC algorithm to generate a MAC.
Hash method (One, required for HMAC only)	
SHA-1	Specifies the use of the SHA-1 hash method.
SHA-224	Specifies the use of the SHA-224 hash method.
SHA-256	Specifies the use of the SHA-256 hash method.
SHA-384	Specifies the use of the SHA-384 hash method.
SHA-512	Specifies the use of the SHA-512 hash method.
Segmenting Control (One, optional)	
ONLY	Only call. Segmenting is not employed by the application program. This is the default value.
FIRST	First call. This is the first segment of data from the application program.
MIDDLE	Middle call. This is an intermediate data segment.
LAST	Last call. This is the last data segment.

key_identifier_length

Direction: Input/Output

Type: String

The length in bytes of the **key_identifier** parameter. If the **key_identifier** parameter contains a label, the value must be 64. Otherwise, the value must be at least the actual token length, up to 725.

key_identifier**Direction:** Input/Output**Type:** String

The identifier of the key to generate the MAC. The key identifier is an operational token or the key label of an operational token in key storage.

For the HMAC algorithm, the key algorithm must be HMAC and the key usage fields must indicate GENONLY or GENERATE and the hash method selected. For the AES algorithm, the key algorithm must be AES, the key type must be MAC, and the key usage fields must indicate GENONLY or GENERATE and must indicate CMAC.

If the token supplied was encrypted under the old master key, the token is returned encrypted under the current master key.

message_text_length**Direction:** Input**Type:** Integer

The length of the text you supply in the **message_text** parameter. The maximum length of **text** is 214783647 bytes. For FIRST and MIDDLE calls, the **message_text_length** must be:

- a multiple of 64 for the SHA-1, SHA-224, and SHA-256 hash methods
- a multiple of 128 for the SHA-384 and SHA-512 hash methods
- a multiple of 16 for the AES CMAC method.

message_text**Direction:** Input**Type:** String

The application-supplied text for which the MAC is generated.

chaining_vector_length**Direction:** Input/Output**Type:** Integer

A pointer to an integer variable specifying the length in bytes of the **chaining_vector** parameter. The value must be 128.

chaining_vector**Direction:** Input/Output**Type:** String

A pointer to a string variable containing a work area that the security server uses to carry segmented data between procedure calls. When the segmenting control is FIRST or ONLY, this value is ignored, but must be declared.

mac_length**Direction:** Input/Output**Type:** Integer

The length of the **mac** parameter in bytes. This parameter is updated to the actual length of the **MAC** parameter on output. For HMAC, the minimum value is 4 and the maximum value is 64. For AES, the value must be 16.

MAC Generate2 (CSNBMGN2)

mac

Direction: Output

Type: String

The field in which the callable service returns the MAC value if the segmenting rule is ONLY or LAST.

Restrictions

The restrictions for CSNBMGN2.

None.

Required commands

The required commands for CSNBMGN2.

The MAC Generate2 verb requires the commands listed in [Table 142 on page 496](#) to be enabled in the active role based on the keyword specified for the process rule:

Hash method / Rule-array keyword	Offset	Command
AES CMAC	X'0336'	MAC Generate2 - AES CMAC
SHA-1	X'00E4' ¹⁾	HMAC Generate - SHA-1
SHA-224	X'00E5' ¹⁾	HMAC Generate - SHA-224
SHA-256	X'00E6' ¹⁾	HMAC Generate - SHA-256
SHA-384	X'00E7' ¹⁾	HMAC Generate - SHA-384
SHA-512	X'00E8' ¹⁾	HMAC Generate - SHA-512

¹⁾ A role with this offset enabled can also use the HMAC Generate verb.

Usage notes

The usage notes for CSNBMGN2.

None.

Related information

Additional information about CSNBMGN2.

The MAC Verify2 verb is described in [“MAC Verify2 \(CSNBMVR2\)” on page 501](#).

JNI version

This verb has a Java Native Interface (JNI) version, which is named CSNBMGN2J.

See [“Building Java applications using the CCA JNI” on page 23](#).

Format

```
public native void CSNBMGN2J(  
    hikmNativeNumber    return_code,  
    hikmNativeNumber    reason_code,  
    hikmNativeNumber    exit_data_length,
```

```

byte[]          exit_data,
hikmNativeNumber rule_array_count,
byte[]          rule_array,
hikmNativeNumber key_identifier_length,
byte[]          key_identifier,
hikmNativeNumber message_text_length,
byte[]          message_text,
hikmNativeNumber chaining_vector_length,
byte[]          chaining_vector,
hikmNativeNumber mac_length,
byte[]          mac);

```

MAC Verify (CSNBMVR)

When the receiver gets a message, an application program calls the MAC Verify verb.

This verb verifies a 4-byte, 6-byte, or 8-byte Message Authentication Code (MAC) for an application-supplied text string. This verb verifies a MAC by generating another MAC and comparing it with the MAC received with the message. This process takes place entirely within the secure module on the coprocessor. If the two codes are the same, the message sent was the same one received. A return code indicates whether the MACs are the same. The generated MAC never appears in storage and is not revealed outside the cryptographic feature.

The MAC Verify verb can use any of the following methods to generate the MAC for authentication:

- The ANSI X9.9-1 single key algorithm, a single-length MAC verification or MAC generation key (or a data-encrypting key), and the message text.
- The ANSI X9.19 optional double key algorithm, a double-length MAC verification or MAC generation key and the message text.
- Using the Europay, MasterCard and Visa (EMV) padding rules.

The method used to verify the MAC should correspond with the method used to generate the MAC.

Note: This verb supports PCI-HSM 2016 compliant-tagged key tokens.

Host CPU acceleration: CPACF

Only keys with a key type of DATA can be used successfully with the CPACF exploitation layer through this verb.

Specifically, a DATA key has a CV (Control Vector) of all X'00' bytes for all active bytes of the CV (eight bytes for 8-byte DES keys, 16 bytes for 16-byte DES keys, and 16 bytes for 24-byte DES keys).

For details about CPACF, see [“CPACF support”](#) on page 12.

Format

The format of CSNBMVR.

```

CSNBMVR(
    return_code,
    reason_code,
    exit_data_length,
    exit_data,
    key_identifier,
    text_length,
    text,
    rule_array_count,
    rule_array,
    chaining_vector,
    mac)

```

Parameters

The parameters for CSNBMVR.

For the definitions of the *return_code*, *reason_code*, *exit_data_length*, and *exit_data* parameters, see “Parameters common to all verbs” on page 18.

key_identifier

Direction: Input/Output

Type: String

The 64-byte key label or internal key token that identifies a single-length or double-length MAC verify key, a single-length or double-length MAC generation key, or a single-length DATA key. The type of key depends on the MAC process rule in the *rule_array* parameter.

text_length

Direction: Input

Type: Integer

You supply the length of the cleartext in the *text* parameter. If the *text_length* parameter is not a multiple of eight bytes and if the ONLY or LAST keyword of the *rule_array* parameter is called, the text is padded in accordance with the processing rule specified.

text

Direction: Input

Type: String

The application-supplied text for which the MAC is verified.

rule_array_count

Direction: Input

Type: Integer

A pointer to an integer variable containing the number of elements in the *rule_array* variable. This value must be 0, 1, 2, or 3.

rule_array

Direction: Input

Type: String array

Zero to three keywords that provide control information to the verb. The keywords are described in [Table 143 on page 498](#). The keywords must be in 24 bytes of contiguous storage with each of the keywords left-aligned in its own 8-byte location and padded on the right with blanks. For example,

```
'X9.9-1 MIDDLE MACLEN4 '
```

The order of the *rule_array* keywords is not fixed.

You can specify one of the MAC processing rules, and then choose one of the segmenting control keywords and one of the MAC length keywords. The *rule_array* keywords are described in [Table 143 on page 498](#).

Table 143. Keywords for MAC Verify control information

Keyword	Description
MAC process rules (One, optional)	

<i>Table 143. Keywords for MAC Verify control information (continued)</i>	
Keyword	Description
EMVMAC	EMV padding rule with a single-length MAC key. The <i>key_identifier</i> parameter must identify a single-length MAC, MACVER, or DATA key. The text is always padded with 1 - 8 bytes, so that the resulting text length is a multiple of eight bytes. The first pad character is X'80'. The remaining pad characters are X'00'.
EMVMACD	EMV padding rule with a double-length MAC key. The <i>key_identifier</i> parameter must identify a double-length MAC or MACVER key. The padding rules are the same as for EMVMAC.
TDES-MAC	ANSI X9.9-1 procedure using ISO 16609 CBC mode triple-DES (TDES) encryption of the data. Uses a double-length key. See “Triple-DES ciphering algorithms” on page 1242.
X9.9-1	ANSI X9.9-1 and X9.19 basic procedure. The <i>key_identifier</i> parameter must identify a single-length MAC, MACVER, or DATA key. X9.9-1 causes the MAC to be computed from all the data. The text is padded only if the text length is not a multiple of eight bytes. If padding is required, the pad character X'00' is used. This is the default value.
X9.19OPT	ANSI X9.19 optional double-length MAC procedure. The <i>key_identifier</i> parameter must identify a double-length MAC or MACVER key. The padding rules are the same as for X9.9-1.
Segmenting control (Optional)	
FIRST	First call. This is the first segment of data from the application program.
LAST	Last call. This is the last data segment.
MIDDLE	Middle call. This is an intermediate data segment.
ONLY	Only call. The application program does not employ segmenting. This is the default value.
MAC length and presentation (Optional)	
HEX-8	Verifies a 4-byte MAC value represented as 8 hexadecimal characters.
HEX-9	Verifies a 4-byte MAC value represented as two groups of 4 hexadecimal characters with a space character between the groups.
MACLEN4	Verifies a 4-byte MAC value. This is the default value.
MACLEN6	Verifies a 6-byte MAC value.
MACLEN8	Verifies an 8-byte MAC value.

chaining_vector**Direction:** Input/Output**Type:** String

An 18-byte string CCA uses as a system work area. Your application program must not change the data in this string. The chaining vector permits data to be chained from one invocation call to another.

On the first call, initialize this parameter to binary zeros.

mac**Direction:** Input**Type:** String

The 8-byte or 9-byte field that contains the MAC value you want to verify. The value in the field must be left-aligned and padded with zeros. If you specified the HEX-9 keyword in the *rule_array* parameter, the input MAC is nine bytes in length.

Restrictions

The restrictions for CSNBMVR.

It might seem intuitive that a DATAM key should also be usable for the MAC Generate verb, and a DATAMV key for the MAC Verify verb, with the CPACF exploitation layer. However, this would violate the security restrictions imposed by the user when the user creates a key of type DATAM or DATAMV. A DES key that has been translated for use with the CPACF (see [“CPACF support” on page 12](#)) can be used with CPACF DES encrypt and decrypt operations, an operation that is by definition not allowed for a DATAM or DATAMV key type. Also note that by definition both through z/OS CCA-ICSF and in this S390 Linux CCA access layer, a DATA key of 16 bytes or 24 bytes in length is restricted from use with the X9.190PT and EMVMACD *rule_array* keyword specified MAC algorithms. The only available MAC algorithm for a 16-byte or 24-byte DATA key is the TDES-MAC algorithm.

Also note that the CPACF exploitation layer is activated only for MAC Generate or MAC Verify calls that specify the ONLY *rule_array* keyword for segmenting control (this is the default segmenting control if no segmenting control *rule_array* keyword is specified). The reason for this is that the intermediate MAC context for normal CEX*C calls to MAC Generate and MAC Verify is protected by the adapter Master Key. Because the same security cannot be provided for intermediate results from the host-based CPACF exploitation layer (they are returned in the clear by the CPACF) the FIRST, MIDDLE, and LAST segmenting control keywords will direct operations to the CEX*C.

Note: Support for three-key Triple-DES keys is not available in releases before Release 5.4 and Release 6.2. Beginning with Release 5.4 and Release 6.2, this verb supports triple-length DES keys. For a list of supported three-key Triple-DES key types beginning with Release 5.4 and Release 6.2, see [Table 10 on page 67](#).

Required commands

The required commands for CSNBMVR.

This verb requires the **MAC Verify** command (offset X'0011') to be enabled in the active role.

Usage notes

The usage notes for CSNBMVR.

To verify a MAC in one call, specify the ONLY keyword on the segmenting rule keyword for the *rule_array* parameter. For two or more calls, specify the FIRST keyword for the first input block, MIDDLE for intermediate blocks (if any), and LAST for the last block.

For a given text string, the MAC resulting from the verification process is the same regardless of how the text is segmented or how it was segmented when the original MAC was generated.

Related information

Additional information for CSNBMVR.

The MAC Generate verb is described in [“MAC Generate \(CSNBMGN\)” on page 489](#).

JNI version

This verb has a Java Native Interface (JNI) version, which is named CSNBMVRJ.

See [“Building Java applications using the CCA JNI” on page 23](#).

Format

```
public native void CSNBMVRJ(
    hikmNativeNumber return_code,
    hikmNativeNumber reason_code,
    hikmNativeNumber exit_data_length,
    byte[] exit_data,
    byte[] key_identifier,
```

```

hikmNativeNumber  text_length,
byte[]            text,
hikmNativeNumber  rule_array_count,
byte[]           rule_array,
byte[]           chaining_vector,
byte[]           mac);

```

MAC Verify2 (CSNBMVR2)

Use the MAC Verify2 verb to verify a keyed hash message authentication code (HMAC) or a ciphered message authentication code (CMAC) for the message text provided as input. A MAC key with key usage that can be used for verify is required to verify the MAC.

The MAC verify key must be in a variable-length HMAC key token for HMAC and an AES MAC token for CMAC.

Note: This verb supports PCI-HSM 2016 compliant-tagged key tokens.

Format

The format of CSNBMVR2.

```

CSNBMVR2(
    return_code,
    reason_code,
    exit_data_length,
    exit_data,
    rule_array_count,
    rule_array,
    key_identifier_length,
    key_identifier,
    message_text_length,
    message_text,
    chaining_vector_length,
    chaining_vector,
    mac_length,
    mac)

```

Parameters

The parameters for CSNBMVR2.

For the definitions of the *return_code*, *reason_code*, *exit_data_length*, and *exit_data* parameters, see [“Parameters common to all verbs” on page 18](#).

rule_array_count

Direction: Input

Type: Integer

A pointer to an integer variable containing the number of elements in the **rule_array** variable. This value must be 1, 2, or 3.

rule_array

Direction: Input

Type: String array

The **rule_array** contains keywords that provide control information to the MAC Verify2 callable service. The keywords are described in [Table 144 on page 502](#).

<i>Table 144. Keywords for MAC Verify2 control information</i>	
Keyword	Description
Token algorithm (One, required)	
AES	Specifies the use of the AES CMAC algorithm to generate a MAC.
HMAC	Specifies the use of the HMAC algorithm to generate a MAC.
Hash method (One required for HMAC only)	
SHA-1	Specifies the use of the SHA-1 hash method.
SHA-224	Specifies the use of the SHA-224 hash method.
SHA-256	Specifies the use of the SHA-256 hash method.
SHA-384	Specifies the use of the SHA-384 hash method.
SHA-512	Specifies the use of the SHA-512 hash method.
Segmenting Control (One optional)	
FIRST	First call. This is the first segment of data from the application program.
LAST	Last call. This is the last data segment.
MIDDLE	Middle call. This is an intermediate data segment.
ONLY	Only call. Segmenting is not employed by the application program. This is the default value.

key_identifier_length**Direction:** Input**Type:** Integer

Length of the **key_identifier** parameter in bytes. If the **key_identifier** parameter contains a label, the value must be 64. Otherwise, the value must be at least the actual token length, up to 725.

key_identifier**Direction:** Input/Output**Type:** String

The identifier of the key to verify the MAC. The key identifier is an operational token or the key label of an operational token in key storage.

For the HMAC algorithm, the key algorithm must be HMAC and the key usage fields must indicate GENERATE or VERIFY and the hash method selected. For the AES algorithm, the key algorithm must be AES, the key type must be MAC, and the key usage fields must indicate GENERATE or VERIFY and must indicate CMAC.

If the token supplied was encrypted under the old master key, the token is returned encrypted under the current master key.

message_text_length**Direction:** Input**Type:** Integer

The length of the cleartext you supply in the **message_text** parameter. The maximum length of text is 214783647 bytes. For FIRST and MIDDLE calls, the **message_text_length** must be:

- a multiple of 64 for the SHA-1, SHA-224, and SHA-256 hash methods,

- a multiple of 128 for the SHA-384 and SHA-512 hash methods,
- a multiple of 16 for the AES CMAC method.

message_text

Direction: Input
Type: String

The application-supplied text for which the MAC is generated.

chaining_vector_length

Direction: Input
Type: Integer

Specifies the length in bytes of the **chaining_vector** parameter. The value must be 128.

chaining_vector

Direction: Input/Output
Type: String

A pointer to a string variable containing a work area that the security server uses to carry segmented data between procedure calls. When the segmenting control is FIRST or ONLY, this value is ignored but must be declared. Important: Application programs must not alter the contents of this variable between related FIRST, MIDDLE, and LAST calls.

mac_length

Direction: Input
Type: Integer

Specifies the length in bytes of the **mac** parameter. The value must be equal to the number of MAC bytes to be verified, up to a maximum of 64.

mac

Direction: Input
Type: String

The field that contains the MAC value you want to verify.

Restrictions

The restrictions for CSNBMVR2.

None.

Required commands

The required commands for CSNBMVR2.

The CSNBMVR2 verb requires the commands listed in [Table 145 on page 503](#) to be enabled in the active role.

<i>Table 145. Required commands for CSNBMVR2</i>		
Hash method/Rule-array keyword	Offset	Command
AES	X'0337'	MAC Verify2 - AES CMAC
SHA-1	X'00F7' ¹⁾	HMAC Verify - SHA-1

Table 145. Required commands for CSNBMDG (continued)

Hash method/Rule-array keyword	Offset	Command
SHA-224	X'00F8 ¹⁾	HMAC Verify - SHA-224
SHA-256	X'00F9 ¹⁾	HMAC Verify - SHA-256
SHA-384	X'00FA ¹⁾	HMAC Verify - SHA-384
SHA-512	X'00FB ¹⁾	HMAC Verify - SHA-512

¹⁾ A role with this offset enabled can also use the HMAC Verify verb.

Usage notes

The usage notes for CSNBMDG.

None.

JNI version

This verb has a Java Native Interface (JNI) version, which is named CSNBMDGJ.

See “Building Java applications using the CCA JNI” on page 23.

Format

```
public native void CSNBMDGJ(
    hikmNativeNumber    return_code,
    hikmNativeNumber    reason_code,
    hikmNativeNumber    exit_data_length,
    byte[]               exit_data,
    hikmNativeNumber    rule_array_count,
    byte[]               rule_array,
    hikmNativeNumber    key_identifier_length,
    byte[]               key_identifier,
    hikmNativeNumber    message_text_length,
    byte[]               message_text,
    hikmNativeNumber    chaining_vector_length,
    byte[]               chaining_vector,
    hikmNativeNumber    mac_length,
    byte[]               mac);
```

MDC Generate (CSNBMDG)

Use this verb to create a 128-bit hash value (Modification Detection Code) on a data string whose integrity you intend to confirm.

After using this verb to generate an MDC, you can compare the MDC to a known value or communicate the value to another entity so that they can compare the MDC hash value to one that they calculate. This verb enables you to perform the following tasks:

- Specify the two-encipherment or four-encipherment version of the algorithm.
- Segment your text into a series of verb calls.
- Use the default or a keyed-hash algorithm.

The user must enable the **MDC Generate** command (offset X'008A') with a Trusted Key Entry (TKE) workstation before using this verb.

For a description of the MDC calculations, see “Modification Detection Code calculation” on page 1236.

Specifying two or four encipherments: Four encipherments per algorithm round improve security; two encipherments per algorithm round improve performance. To specify the number of encipherments, use the MDC-2, MDC-4, PADMDC-2, or PADMDC-4 keyword with the *rule_array* parameter.

Two encipherments create results that differ from four encipherments; ensure that the same number of encipherments are used to verify the MDC.

Segmenting text: This verb lets you segment text into a series of verb calls. If you can present all of the data to be hashed in a single invocation of the verb (32 MB) of data, use the *rule_array* keyword ONLY. Alternatively, you can segment your text and present the segments with a series of verb calls. Use the *rule_array* keywords and LAST for the first and last segments. If more than two segments are used, specify the *rule_array* keyword MIDDLE for the additional segments.

Between verb calls, unprocessed text data and intermediate information from the partial MDC calculation is stored in the *chaining_vector* variable and the MDC key in the *MDC* variable. During segmented processing, the application program must not change the data in either of these variables.

Keyed hash: This verb can be used with a default key, or as a keyed-hash algorithm. A default key is used whenever the ONLY or FIRST segmenting and key control keywords are used. To use the verb as a keyed-hash algorithm, do the following:

1. On the first call to the verb, place the non-null key into the *MDC* variable.
2. Ensure that the *chaining_vector* variable is set to null (18 bytes of X'00').
3. Decide if the text will be processed in a single segment or multiple segments.
 - For a single segment of text, use the LAST keyword.
 - For multiple segments of text, begin with the MIDDLE keyword and continue using the MIDDLE keyword up to the final segment of text. For the final segment, use the LAST keyword.

As with the default key, you must not alter the value of the *MDC* or *chaining_vector* variables between calls.

Format

The format of CSNBMDG.

```
CSNBMDG(
    return_code,
    reason_code,
    exit_data_length,
    exit_data,
    text_length,
    text,
    rule_array_count,
    rule_array,
    chaining_vector,
    mdc)
```

Parameters

The parameters for CSNBMDG.

For the definitions of the *return_code*, *reason_code*, *exit_data_length*, and *exit_data* parameters, see [“Parameters common to all verbs” on page 18](#).

text_length

Direction: Input
Type: Integer

A pointer to an integer variable containing the number of bytes of data in the *text* variable. See [“Restrictions” on page 507](#).

text

Direction: Input
Type: String

MDC Generate (CSNBMDG)

A pointer to a string variable containing the text for which the verb calculates the MDC value.

rule_array_count

Direction: Input

Type: Integer

A pointer to an integer variable containing the number of elements in the *rule_array* variable. This value can be 0, 1, or 2.

rule_array

Direction: Input

Type: String array

Keywords that provide control information to the verb. A keyword specifies the method for calculating the RSA digital signature. Each keyword is left-aligned in an 8-byte field and padded on the right with blanks. All keywords must be in contiguous storage. The *rule_array* keywords are described in [Table 146](#) on page 506.

Table 146. Keywords for MDC Generate control information	
Keyword	Description
Segmenting and key control (One, optional)	
ONLY	Specifies that segmenting is not used and the default key is used. This is the default.
FIRST	Specifies the first segment of text, and use of the default key.
MIDDLE	Specifies an intermediate segment of text, or the first segment of text and use of a user-supplied key.
LAST	Specifies the last segment of text, or that segmenting is not used, and use of a user-supplied key.
Algorithm mode (One, optional)	
MDC-2	Specifies two encipherments for each 8-byte block using MDC procedures. This is the default.
MDC-4	Specifies four encipherments for each 8-byte block using MDC procedures.
PADMDC-2	Specifies two encipherments for each 8-byte block using PADMDC procedures.
PADMDC-4	Specifies four encipherments for each 8-byte block using PADMDC procedures.

chaining_vector

Direction: Input/Output

Type: String

A pointer to an 18-byte string variable the security server uses as a work area to hold segmented data between verb invocations.

Important: When segmenting text, the application program must not change the data in this string between verb calls to the MDC Generate verb.

mdc

Direction: Input/Output

Type: String

A pointer to a user-supplied MDC key or to a 16-byte string variable containing the MDC value. This value can be the key that the application program provides. This variable is also used to hold the intermediate MDC result when segmenting text.

IMPORTANT: When segmenting text, the application program must not change the data in this string between verb calls to the MDC Generate verb.

Restrictions

The restrictions for CSNBMDG.

- When padding is requested (by specifying an algorithm mode keyword of PADMDC-2 or PADMDC-4), a text length of zero is valid for any segment-control keyword specified in the *rule_array* variable FIRST, MIDDLE, LAST, or ONLY). When LAST or ONLY is specified, the supplied text is padded with X'FF' bytes and a padding count in the last byte to bring the total text length to the next multiple of 8 that is greater than or equal to 16.
- When no padding is requested (by specifying an algorithm mode keyword of MDC-2 or MDC-4), the total length of text provided (over a single or segmented calls) must be a minimum of 16 bytes and a multiple of eight bytes. For segmented calls (that is, segmenting and key control keyword is not ONLY), a text length of zero is valid on any of the calls.

Required commands

The required commands for CSNBMDG.

In releases prior to CCA 4.1.0 and for installations without CPACF support this verb requires the **MDC Generate** command (offset X'008A') to be enabled in the active role. This command is no longer required in CCA 4.1.0 when CPACF clear-key function is available (KM, function 1), and enabled for CCA use (environment variable CSU_HCPUACLR is set to '1', the default value).

The user must enable the **MDC Generate** command with a Trusted Key Entry (TKE) workstation before using this verb.

Usage notes

The usage notes for CSNBMDG.

None.

JNI version

This verb has a Java Native Interface (JNI) version, which is named CSNBMDGJ.

See [“Building Java applications using the CCA JNI” on page 23](#).

Format

```
public native void CSNBMDGJ(
    hikmNativeNumber return_code,
    hikmNativeNumber reason_code,
    hikmNativeNumber exit_data_length,
    byte[] exit_data,
    hikmNativeNumber text_length,
    byte[] text_data,
    hikmNativeNumber rule_array_count,
    byte[] rule_array,
    byte[] chaining_vector,
    byte[] mdc);
```

One-Way Hash (CSNBOWH)

Use the One-Way Hash verb to generate a one-way hash on specified text.

These SHA based hashing functions are supported with the CPACF exploitation layer: SHA-1, SHA-224, SHA-256, SHA-384, and SHA-512. For details about CPACF, see [“CPACF support” on page 12](#).

Format

The format of CSNBOWH.

```
CSNBOWH(
    return_code,
    reason_code,
    exit_data_length,
    exit_data,
    rule_array_count,
    rule_array,
    text_length,
    text,
    chaining_vector_length,
    chaining_vector,
    hash_length,
    hash)
```

Parameters

The parameters for CSNBOWH.

For the definitions of the *return_code*, *reason_code*, *exit_data_length*, and *exit_data* parameters, see [“Parameters common to all verbs” on page 18](#).

rule_array_count

Direction: Input

Type: Integer

A pointer to an integer variable containing the number of elements in the *rule_array* variable. This value must be 1 or 2.

rule_array

Direction: Input

Type: String array

These keywords provide control information to the verb. The optional chaining flag keyword indicates whether calls to this verb are chained together logically to overcome buffer size limitations. Each keyword is left-aligned in an 8-byte field and padded on the right with blanks. All keywords must be in contiguous storage. The *rule_array* keywords are described in [Table 147 on page 508](#).

Keyword	Description
Hash method (One, required). The SHA-based hashing functions use CPACF by default. For details about CPACF, see “CPACF support” on page 12 .	
MD5	Hash algorithm is MD5 algorithm. Use this hash method for PKCS-1.0 and PKCS-1.1. Length of hash generated is 16 bytes.
RPMD-160	Hash algorithm is RIPEMD-160. Length of hash generated is 20 bytes.
SHA-1	Hash algorithm is SHA-1 algorithm. Length of hash generated is 20 bytes.

Table 147. Keywords for One-Way Hash control information (continued)	
Keyword	Description
SHA-224	Hash algorithm is SHA-224 algorithm. Length of hash generated is 20 bytes.
SHA-256	Hash algorithm is SHA-256 algorithm. Length of hash generated is 20 bytes.
SHA-384	Hash algorithm is SHA-384 algorithm. Length of hash generated is 20 bytes.
SHA-512	Hash algorithm is SHA-512 algorithm. Length of hash generated is 20 bytes.
Chaining flag (One, optional)	
FIRST	Specifies this is the first call in a series of chained calls. Intermediate results are stored in the <i>hash</i> field.
LAST	Specifies this is the last call in a series of chained calls.
MIDDLE	Specifies this is a middle call in a series of chained calls. Intermediate results are stored in the <i>hash</i> field.
ONLY	Specifies this is the only call and the call is not chained. This is the default.

text_length

Direction: Input
Type: Integer

The length of the *text* parameter in bytes.

Note: If you specify the FIRST or MIDDLE keyword, the text length must be a multiple of the block size of the hash method. For MD5, RPMD-160, and SHA-1, this is a multiple of 64 bytes.

For ONLY and LAST, this verb performs the required padding according to the algorithm specified.

text

Direction: Input
Type: String

The application-supplied text on which this verb performs the hash.

chaining_vector_length

Direction: Input
Type: Integer

The byte length of the *chaining_vector* parameter. This must be 128 bytes.

chaining_vector

Direction: Input/Output
Type: String

This field is a 128-byte work area. Your application must not change the data in this string. The chaining vector permits chaining data from one call to another.

hash_length

Direction: Input
Type: Integer

The length of the supplied *hash* field in bytes.

One-Way Hash (CSNBOWH)

Note: For SHA-1 and RPMD-160 this must be a minimum of 20 bytes. For MD5 this must be a minimum of 16 bytes.

hash

Direction: Input/Output

Type: String

This field contains the hash, left-aligned. The processing of the rest of the field depends on the implementation. If you specify the FIRST or MIDDLE keyword, this field contains the intermediate hash value. Your application must not change the data in this field between the sequence of FIRST, MIDDLE, and LAST calls for a specific message.

Restrictions

The restrictions for CSNBOWH.

None.

Required commands

The required commands for CSNBOWH.

None.

Usage notes

The usage notes for CSNBOWH.

Although the algorithms accept zero bit length text, it is not supported for any hashing method.

JNI version

This verb has a Java Native Interface (JNI) version, which is named CSNBOWHJ.

See [“Building Java applications using the CCA JNI”](#) on page 23.

Format

```
public native void CSNBOWHJ(  
    hikmNativeNumber return_code,  
    hikmNativeNumber reason_code,  
    hikmNativeNumber exit_data_length,  
    byte[] exit_data,  
    hikmNativeNumber rule_array_count,  
    byte[] rule_array,  
    hikmNativeNumber text_length,  
    byte[] text,  
    hikmNativeNumber chaining_vector_length,  
    byte[] chaining_vector,  
    hikmNativeNumber hash_length,  
    byte[] hash);
```

Chapter 11. Key storage mechanisms

You can use key storage mechanisms and the associated key record verbs to perform operations on key tokens and key records located in AES, DES, and PKA key storage.

A key-token record consists of a key-token name (key label) and a key token of format null, internal, or external. The operations to be performed are: creating, writing, reading, listing, and deleting key tokens or key records.

The verbs described in this chapter include:

- [“AES Key Record Create \(CSNBAKRC\)” on page 516](#)
- [“AES Key Record Delete \(CSNBAKRD\)” on page 518](#)
- [“AES Key Record List \(CSNBAKRL\)” on page 520](#)
- [“AES Key Record Read \(CSNBAKRR\)” on page 523](#)
- [“AES Key Record Write \(CSNBAKRW\)” on page 524](#)
- [“DES Key Record Create \(CSNBKRC\)” on page 527](#)
- [“DES Key Record Delete \(CSNBKRD\)” on page 528](#)
- [“DES Key Record List \(CSNBKRL\)” on page 530](#)
- [“DES Key Record Read \(CSNBKRR\)” on page 532](#)
- [“DES Key Record Write \(CSNBKRW\)” on page 533](#)
- [“PKA Key Record Create \(CSNDKRC\)” on page 534](#)
- [“PKA Key Record Delete \(CSNDKRD\)” on page 536](#)
- [“PKA Key Record List \(CSNDKRL\)” on page 538](#)
- [“PKA Key Record Read \(CSNDKRR\)” on page 540](#)
- [“PKA Key Record Write \(CSNDKRW\)” on page 542](#)
- [“Retained Key Delete \(CSNDRKD\)” on page 544](#)
- [“Retained Key List \(CSNDRKL\)” on page 546](#)

Key labels and key-storage management

Use these verbs to manage AES, DES, and PKA key storage.

The CCA software manages key storage as an indexed repository of key records. Access key storage using a key label with verbs that have a key-label or key-identifier parameter.

An independent key-storage system can be used to manage records for AES key records, DES key records, and PKA key records:

AES key storage

Holds external, internal, and null AES or HMAC key tokens

DES key storage

Holds external, internal, and null DES key tokens

PKA key storage

Holds external, internal, and null PKA (ECC and RSA) key tokens, and both internal and external public and private PKA key tokens

Private RSA keys are generated and optionally retained within the coprocessor using the PKA Key Generate verb. Depending on the other uses for coprocessor storage, between 75 and 150 keys can normally be retained within the coprocessor.

Key storage must be initialized before any records are created. Before a key token can be stored in key storage, a key-storage record must be created using the AES Key Record Create, DES Key Record Create, or PKA Key Record Create verb.

Use the AES Key Record Delete, DES Key Record Delete, or PKA Key Record Delete verb to delete a key token from a key record, or to entirely delete the key record from key storage.

Use the AES Key Record List, DES Key Record List, or PKA Key Record List verb to determine the existence of key records in key storage. These list verbs create a key-record-list file with information about select key records. The wildcard character, represented by an asterisk (*), is used to obtain information about multiple key records. The file can be read using conventional workstation-data-management services.

Individual key tokens can be read using the AES Key Record Read, DES Key Record Read, and PKA Key Record Read verbs or written using the AES Key Record Write, DES Key Record Write, and PKA Key Record Write verbs.

Environment variables for the key storage file

These environment variables contain the name of the key storage file.

There is one for each type: AES, DES, and PKA.

CSUAESDS

AES key storage file.

CSUDESDS

DES key storage file.

CSUPKADS

PKA key storage file.

Key-label content

Use a key label to identify a record in key storage managed by a CCA implementation.

The key label must be left-aligned in the 64-byte string variable used as input to the verb. Some verbs use a key label while others use a key identifier. Calls that use a key identifier accept either a key token or a key label.

A key-label character string has the following properties:

- It contains 64 bytes of data.
- The first character is within the range X'20' - X'FE'. If the first character is within this range, the input is treated as a key label, even if it is otherwise not valid. Inputs beginning with a byte valued in the range X'00' - X'1F' are considered to be some form of key token. A first byte valued to X'FF' is not valid.
- The first character of the key label cannot be numeric (0 - 9).
- The label is ended by a space character on the right (in ASCII it is X'20', and in EBCDIC it is X'40'). The remainder of the 64-byte field is padded with space characters.
- Construct a label with 1 - 7 name tokens, each separated by a period (.). The key label must not end with a period.
- A name token consists of 1 - 8 characters in the character set A - Z, 0 - 9, and three additional characters relating to different character symbols in the various national language character sets as listed in [Table 148 on page 512](#).

ASCII systems	EBCDIC systems	USA graphic (for reference)
X'23'	X'7B'	#
X'24'	X'5B'	\$
X'40'	X'7C'	@

The alphabetic and numeric characters and the period should be encoded in the normal character set for the computing platform that is in use, either ASCII or EBCDIC.

Note:

1. Some CCA implementations accept the characters a - z and fold these to their uppercase equivalents, A - Z. For compatibility reasons, only use the uppercase alphabetic characters.
2. Some implementations internally transform the EBCDIC encoding of a key label to an ASCII string. Also, the label might be put in tokenized form by dropping the periods and formatting each name token into 8-byte groups, padded on the right with space characters.

Some verbs accept a key label containing a wild card represented by an asterisk (*). (X'2A' in ASCII; X'5C' in EBCDIC). When a verb permits the use of a wild card, the wild card can appear as the first character, as the last character, or as the only character in a name token. Any of the name tokens can contain a wild card.

Examples of valid key labels include the following:

```
A
ABCD.2.3.4.5555
ABCDEFGH
BANKSYS.XXXXX.43*.PDQ
```

Examples of key labels that are not valid are listed in [Table 149 on page 513](#).

<i>Table 149. Key labels that are not valid</i>	
Key label not valid	Problem with key label
A/ . B	A slash is an unacceptable character
ABCDEFGH9	Name token is greater than 8 characters
1111111.2.3.4.55555	First character cannot be numeric
A1111111.2.3.4.55555.6.7.8	Number of name tokens exceeds 7
BANKSYS.XXXXX.*43*.D	Number of wild cards exceeds 1
A.B.	Last character cannot be a period

Key storage with Linux on Z, in contrast to z/OS

Key storage for IBM z/OS and for Linux on the IBM platforms other than IBM Z, diverged in design at their very inception.

Background information about master key management

There are four types (or sets) of master keys (Symmetric DES, AES, Asymmetric RSA (PKA), and APKA).

There are three master key registers for each of the four types of master key. In other words, there are a total of twelve master key registers.

The APKA master-key register set, introduced to CCA beginning with Release 4.1.0, is used to encrypt and decrypt the Object Protection Key (OPK) that is itself used to wrap the key material of an Elliptic Curve Cryptography (ECC) key. ECC keys are asymmetric.

For each of the four types, there is a master key register in one of these three categories:

New master-key (NMK) register

This register holds a master key that is not yet usable for decrypting key tokens for normal cryptographic operations.

The NMK register can be in one of these states:

EMPTY

No key parts have been loaded yet.

PARTIALLY FULL

Some key parts have been loaded, but not the LAST key part. See [“Master Key Process \(CSNBMKP\)”](#) on page 192.

FULL

The LAST key part has been loaded, but the SET command has not yet been called. See [“Master Key Process \(CSNBMKP\)”](#) on page 192.

Current master-key (CMK) register

This register holds a master key that can be used to decrypt internal key tokens for keys in use with normal cryptographic operations. Internal key tokens are protected under the master key; the keys are actually stored outside the adapter.

The CMK register can be in one of these states:

EMPTY

No valid key has yet been established with the SET command in the life of this adapter, or the adapter has been re-initialized to clear the master key registers.

VALID

A master key has been loaded with the SET command.

Old master-key (OMK) register

This is the master key that previously has been the CMK, before the master key that is now in the CMK register. The OMK register can also be used to decrypt internal key tokens, but for these keys a warning with return code 0 and reason code 2 is returned, along with the results from the requested cryptographic operation.

The OMK register can be in one of these states:

EMPTY

No valid key is in this register.

VALID

A master key that previously was in the CMK register has been shifted to the OMK register by the SET command. The same invocation of the SET command also shifted the contents of the NMK register into the CMK register.

SET command

The SET command transfers the current master-key to the old master-key register, and the new master-key to the current master-key register. It then clears the new master-key register.

The SET command is invoked with [“Master Key Process \(CSNBMKP\)”](#) on page 192, and performs these commands:

1. The master key from the CMK register is copied to the OMK register.
2. The master key from the FULL NMK register is copied to the CMK register.
3. The NMK register status is changed to EMPTY.

Key Storage on z/OS (RTNMK-focused)

Design point - Keys should be re-enciphered to a master key in the NMK register.

This forces the following process to be followed when changing the master key:

- Load all the master key parts for a NMK, such that the LAST key part has been loaded, but the SET command has not been issued. Now the NMK register is in the FULL state.
- Re-encipher all of (for example: CKDS) an existing key storage to a copy of that key storage that is not online, using the RTNMK *rule_array* keyword of [“Key Token Change \(CSNBKTC\)”](#) on page 345 (for AES or DES) or [“PKA Key Token Change \(CSNDKTC\)”](#) on page 928 (for PKA), creating CKDS-pending. Keys in

this copy are enciphered under the NMK register, and so are not usable for normal cryptographic operations.

- Invoke the SET command for the NMK. See [“SET command” on page 514](#). Now the master keys in the current CKDS are enciphered under the OMK (because of the shift), and are usable. Also, the master keys in the CKDS-pending are also usable because the NMK has now become the CMK.
- Delete the old CKDS and change CKDS-pending to be the normal CKDS, completing the process.

Key Storage for traditional IBM systems other than IBM Z (RTCMK-focused: Linux, AIX, Windows)

Design point - Keys should be re-enciphered to a master key in the CMK register.

This forces the following process to be followed when changing the master key:

- Load all the master key parts for a NMK, such that the LAST key part has been loaded, then issue the SET command. Now the previous OMK is gone, the previous CMK is now the OMK, and the CMK contains the newly-loaded value. See [“SET command” on page 514](#).
- Re-encipher all of an existing CCA host key storage data file's key tokens, which are enciphered under the OMK, to be enciphered under the CMK. This is done using the RTCMK *rule_arry* keyword of [“Key Token Change \(CSNBKTC\)” on page 345](#) or [“PKA Key Token Change \(CSNDKTC\)” on page 928](#).
 - This immediately replaces operational keys with the re-enciphered version.
 - The CCA key storage file has a data structure with the verification pattern of the most recently SET master key. The key storage implementation also allows writing external tokens into the key storage. This means that external key tokens, and the internal key tokens encrypted under current master key, will be allowed into the key storage.

It is impossible with current implementation to use RTNMK together with CCA key storage.

- During the re-encipherment:
 - Some of the keys in the CCA key storage files are enciphered under the OMK (because of the shift) and are usable
 - Some of the keys in the CCA key storage files are enciphered under the CMK, either because they are new or because they have been re-enciphered.
 - No new key tokens can be created with the key wrapped using the OMK.

Both types are usable for cryptographic operations.

Changing the master key for two or more adapters that have the same master key, with shared CCA key storage

Because the verification pattern of the current master key (CMK) is stored in a header in key storage, changing the master key for a configuration of multiple adapters required extra care in prior releases.

Starting with the CCA 6.0 host library, the master key verification pattern in the key storage header is not checked with the purpose of allowing or disallowing the use of an adapter. Therefore, the old workaround (change the master key for one card, move key storage files to a temporary location, change the master key for the other cards, move the key storage files back), is no longer needed. There is no change to the format of the key storage files themselves, the change is only to the key storage handling in the CCA host library.

Key storage file ownership

The last user to access the key storage file owns it, due to the internals of the key storage functions.

The file is recreated after being compressed, and due to the file creation the owner is changed.

AES Key Record Create (CSNBAKRC)

Having the set-group-id bit (g+s) on in the directory permission causes the file to be created with the group owner the same as the directory group owner. The group read/write permissions on the file then allow the other members of the group continued access to the file.

The Linux on Z approach

Because the CCA key storage design point for the Linux platform host release has always been CMK-focused, this design point was taken forward for the Linux on Z approach.

At this time, CCA host key storage does not support nor ship with an additional utility to manage the 'store-in-pending' approach to re-enciphering key tokens. This additional utility is necessary to work with use of the RTNMK keyword for [“Key Token Change \(CSNBKTC\)” on page 345](#) and [“PKA Key Token Change \(CSNDKTC\)” on page 928](#). Therefore, it is suggested that users wanting to make use of CCA host key storage management follow the 'RTCMK-focused' approach described in [“Key Storage for traditional IBM systems other than IBM Z \(RTCMK-focused: Linux, AIX, Windows\)” on page 515](#).

However it is also desirable to provide as much host-support equivalence with the z/OS approach as possible, given that the underlying system is running on an IBM Z platform and likely to collaborate with z/OS software. Therefore, the RTNMK keyword is provided for [“Key Token Change \(CSNBKTC\)” on page 345](#) and [“PKA Key Token Change \(CSNDKTC\)” on page 928](#) to allow users who have their own utility or key storage management facility to manage key tokens using the method most familiar from z/OS:

- The key tokens to be enciphered should be passed directly (not by label) to [“Key Token Change \(CSNBKTC\)” on page 345](#) and [“PKA Key Token Change \(CSNDKTC\)” on page 928](#) for re-encipherment, and stored outside CCA host key storage.
- When re-encipherment is complete and the [“Master Key Process \(CSNBMKP\)” on page 192](#) SET' command has been issued, the re-enciphered key tokens can be reintroduced to CCA host key storage if desired, using the standard mechanisms.

AES Key Record Create (CSNBAKRC)

Use the AES Key Record Create verb to create an AES or HMAC key-token record in AES key-storage.

The new key record can be a null AES key-token or a valid internal fixed-length AES key-token or an external or internal variable-length AES or HMAC key-token. It is identified by the key label specified with the **key_label** parameter.

After creating an AES key-record, use any of the following verbs to add or update a key token in the record:

- AES Key Record Delete
- AES Key Record Write
- Key Generate
- Key Token Change
- Key Token Change2
- Symmetric Key Generate
- Symmetric Key Import
- Symmetric Key Import2

Note:

1. To delete a key record from AES key-storage, use the AES Key Record Delete verb.
2. AES key records are stored in the external key-storage file defined by the CSUAESDS environment variable.

Format

The format of CSNBAKRC.

```
CSNBAKRC (
    return_code,
    reason_code,
    exit_data_length,
    exit_data,
    rule_array_count,
    rule_array_count,
    key_label,
    key_token_length,
    key_token)
```

Parameters

The parameters for CSNBAKRC.

For the definitions of the *return_code*, *reason_code*, *exit_data_length*, and *exit_data* parameters, see [“Parameters common to all verbs” on page 18](#).

rule_array_count

Direction: Input

Type: Integer

A pointer to an integer variable containing the number of elements in the *rule_array* variable. This value must be 0.

rule_array

Direction: Input

Type: String array

This parameter is ignored.

key_label

Direction: Input

Type: String

A pointer to a string variable containing the key label of the AES key-record to be created.

key_token_length

Direction: Input

Type: Integer

A pointer to an integer variable containing the number of bytes of data in the *key_token* variable. If the value of the *key_token_length* variable is zero, a record with a null AES key-token is created.

key_token

Direction: Input

Type: String

A pointer to a string variable containing the key token being written to AES key-storage.

Restrictions

The restrictions for CSNBAKRC.

The record must have a unique label. Therefore, there cannot be another record in the AES key storage file with the same label and a different key type.

Required commands

The required commands for CSNBAKRC.

None.

Usage notes

The usage notes for CSNBAKRC.

None.

Related information

Additional information about CSNBAKRC.

See [“Key storage with Linux on Z, in contrast to z/OS ” on page 513.](#)

JNI version

This verb has a Java Native Interface (JNI) version, which is named CSNBAKRCJ.

See [“Building Java applications using the CCA JNI” on page 23.](#)

Format

```
public native void CSNBAKRCJ(  
    hikmNativeNumber return_code,  
    hikmNativeNumber reason_code,  
    hikmNativeNumber exit_data_length,  
    byte[] exit_data,  
    hikmNativeNumber rule_array_count,  
    byte[] rule_array,  
    byte[] key_label,  
    hikmNativeNumber key_token_length,  
    byte[] key_token);
```

AES Key Record Delete (CSNBAKRD)

Use the AES Key Record Delete verb to perform one of the tasks listed in the AES key storage file.

- Overwrite (delete) a key token or key tokens in AES key-storage, replacing the key token of each selected record with a null AES key-token.
- Delete an entire key record or key records, including the key label and the key token of each selected record, from AES key-storage.

Identify a task with the *rule_array* keyword, and the key record or records with the *key_label* parameter. To identify multiple records, use a wild card (*) in the key label.

Note: AES key records are stored in the external key-storage file defined by the CSUAESDS environment variable.

Format

The format of CSNBAKRD.

```
CSNBAKRD (
    return_code,
    reason_code,
    exit_data_length,
    exit_data,
    rule_array_count,
    rule_array,
    key_label)
```

Parameters

The parameters for CSNBAKRD.

For the definitions of the *return_code*, *reason_code*, *exit_data_length*, and *exit_data* parameters, see “Parameters common to all verbs” on page 18.

rule_array_count

Direction: Input

Type: Integer

A pointer to an integer variable containing the number of elements in the *rule_array* variable. This value must be 0 or 1.

rule_array

Direction: Input

Type: String array

A pointer to a string variable containing an array of keywords. The keywords are eight bytes in length and must be left-aligned and padded on the right with space characters. The *rule_array* keywords are described in [Table 150](#) on page 519.

<i>Table 150. Keywords for AES Key Record Delete control information</i>	
Keyword	Description
Task (One, optional)	
TOKEN-DL	Deletes a key token from a key record in AES key storage. This is the default.
LABEL-DL	Deletes an entire key record, including the key label, from AES key storage.

key_label

Direction: Input

Type: String

A pointer to a string variable containing the key label of a key-token record or records in AES key-storage. Use a wild card (*) in the *key_label* variable to identify multiple records in key storage.

Restrictions

The restrictions for CSNBAKRD.

The record defined by the *key_label* must be unique.

Required commands

The required commands for CSNBAKRD.

None.

Usage notes

The usage notes for CSNBAKRD.

None.

Related information

Additional information about CSNBAKRD.

See [“Key storage with Linux on Z, in contrast to z/OS ” on page 513.](#)

JNI version

This verb has a Java Native Interface (JNI) version, which is named CSNBAKRDJ.

See [“Building Java applications using the CCA JNI” on page 23.](#)

Format

```
public native void CSNBAKRDJ(  
    hikmNativeNumber return_code,  
    hikmNativeNumber reason_code,  
    hikmNativeNumber exit_data_length,  
    byte[] exit_data,  
    hikmNativeNumber rule_array_count,  
    byte[] rule_array,  
    byte[] key_label);
```

AES Key Record List (CSNBAKRL)

The AES Key Record List verb creates a key-record-list file containing information about specified key records in key storage.

Information listed includes whether record validation is correct, the type of key, and the date and time the record was created and last updated.

Specify the key records to be listed using the *key-label* variable. To identify multiple key records, use the wild card (*) in the key label.

Note:

1. To list all the labels in key storage, specify the *key_label* parameter with *, **, ***, and so forth, up to a maximum of seven name tokens (*****).
2. AES key records are stored in the external key-storage file defined by the CSUAESDS environment variable.

This verb creates the key-record-list file and returns the name of the file and the length of the file name to the calling application. This file has a header record, followed by 0 - *n* detail records, where *n* is the number of key records with matching key-labels.

The file is kept in the /opt/IBM/CCA/keys/deslist directory (assuming the directory name was not changed during installation). These list files are created under the ownership of the environment of the user that requests the list service. Make sure the files created kept the same group ID as your installation requires. This can also be achieved by setting the 'set-group-id-on-execution' bit on in this directory. See the g+s flags in the chmod command for full details. Not doing this might cause errors to be returned on key-record-list verbs.

Format

The format of CSNBAKRL.

```
CSNBAKRL (
    return_code,
    reason_code,
    exit_data_length,
    exit_data,
    rule_array_count,
    rule_array,
    key_label,
    dataset_name_length,
    dataset_name,
    security_server_name)
```

Parameters

The parameters for CSNBAKRL.

For the definitions of the *return_code*, *reason_code*, *exit_data_length*, and *exit_data* parameters, see [“Parameters common to all verbs” on page 18](#).

rule_array_count

Direction: Input
Type: Integer

A pointer to an integer variable containing the number of elements in the *rule_array* variable. This value must be 0.

rule_array

Direction: Input
Type: String array

A pointer to a string variable containing an array of keywords. This verb currently does not use keywords.

key_label

Direction: Input
Type: String

A pointer to a string variable containing the key label of a key-token record in key storage. In a key label, you can use a wild card (*) to identify multiple records in key storage.

dataset_name_length

Direction: Output
Type: Integer

A pointer to an integer variable containing the number of bytes of data returned by the verb in the *dataset_name* variable. The maximum returned length is 64 bytes.

dataset_name

Direction: Output
Type: String

AES Key Record List (CSNBAKRL)

A pointer to a string variable containing the name of the file returned by the verb. The file contains the AES key-record information. When the verb stores a key-record-list file, it overlays any older file with the same name.

The file name returned by this verb is defined by the CSUAESLD environment variable.

This verb returns the file name as a fully qualified file specification (for example, /opt/IBM/CCA/keys/KYRLT*nnn*.LST), where *nnn* is the numeric portion of the name. This value increases by one every time that you use this verb. When this value reaches 999, it resets to 001.

security_server_name

Direction: Output

Type: String

A pointer to a string variable. The information in this variable is not currently used, but the variable must be declared.

Restrictions

The restrictions for CSNBAKRL.

None.

Required commands

The required commands for CSNBAKRL.

None.

Usage notes

The usage notes for CSNBAKRL.

None.

Related information

Additional information about CSNBAKRL.

See [“Key storage with Linux on Z, in contrast to z/OS ” on page 513.](#)

JNI version

This verb has a Java Native Interface (JNI) version, which is named CSNBAKRLJ.

See [“Building Java applications using the CCA JNI” on page 23.](#)

Format

```
public native void CSNBAKRLJ(  
    hikmNativeNumber return_code,  
    hikmNativeNumber reason_code,  
    hikmNativeNumber exit_data_length,  
    byte[] exit_data,  
    hikmNativeNumber rule_array_count,  
    byte[] rule_array,  
    byte[] key_label,  
    hikmNativeNumber data_set_name_length,  
    byte[] data_set_name,  
    byte[] security_server_name);
```


AES Key Record Read (CSNBAKRR)

Use the AES Key Record Read verb to read a key-token record from AES key-storage and return a copy of the key token to application storage.

The returned key token can be null. In this event, the *key_length* variable contains a value of 64 and the *key-token* variable contains 64 bytes of X'00' beginning at offset 0.

Note: AES key records are stored in the external key-storage file defined by the CSUAESDS environment variable.

Format

The format of CSNBAKRR.

```
CSNBAKRR (
    return_code,
    reason_code,
    exit_data_length,
    exit_data,
    rule_array_count,
    rule_array,
    key_label,
    key_token_length,
    key_token)
```

Parameters

The parameters for CSNBAKRR.

For the definitions of the *return_code*, *reason_code*, *exit_data_length*, and *exit_data* parameters, see [“Parameters common to all verbs” on page 18](#).

rule_array_count

Direction: Input

Type: Integer

A pointer to an integer variable containing the number of elements in the *rule_array* variable. This value must be 0.

rule_array

Direction: Input

Type: String array

This parameter is ignored.

key_label

Direction: Input

Type: String

A pointer to a string variable containing the key label of the record to be read from AES key-storage.

key_token_length

Direction: Input/Output

Type: Integer

A pointer to an integer variable containing the number of bytes of data in the *key_token* variable. The maximum length is 64.

AES Key Record Write (CSNBAKRW)

key_token

Direction: Output
Type: String

A pointer to a string variable containing the key token read from AES key-storage. This variable must be large enough to hold the AES key token being read. On completion, the *key_token_length* variable contains the actual length of the token being returned.

Restrictions

The restrictions for CSNBAKRR.

None.

Required commands

The required commands for CSNBAKRR.

None.

Usage notes

The usage notes for CSNBAKRR.

None.

Related information

Additional information about CSNBAKRR.

See [“Key storage with Linux on Z, in contrast to z/OS ” on page 513.](#)

JNI version

This verb has a Java Native Interface (JNI) version, which is named CSNBAKRRJ.

See [“Building Java applications using the CCA JNI” on page 23.](#)

Format

```
public native void CSNBAKRRJ(  
    hikmNativeNumber return_code,  
    hikmNativeNumber reason_code,  
    hikmNativeNumber exit_data_length,  
    byte[] exit_data,  
    hikmNativeNumber rule_array_count,  
    byte[] rule_array,  
    byte[] key_label,  
    hikmNativeNumber key_token_length,  
    byte[] key_token);
```

AES Key Record Write (CSNBAKRW)

Use this verb to write a copy of an AES or HMAC key-token from application storage into AES key-storage.

This verb can perform the following processing options:

- Write the new key-token only if the old token was null.
- Write the new key-token regardless of content of the old token.

AES key records are stored in the external key-storage file defined by the CSUAESDS environment variable.

Note: Before using this verb, use the verb “AES Key Record Create (CSNBAKRC)” on page 516 to create a key record in the key storage file.

Format

The format of CSNBAKRW.

```
CSNBAKRW (
    return_code,
    reason_code,
    exit_data_length,
    exit_data,
    rule_array_count,
    rule_array,
    key_label,
    key_token_length,
    key_token)
```

Parameters

The parameters for CSNBAKRW.

For the definitions of the *return_code*, *reason_code*, *exit_data_length*, and *exit_data* parameters, see “Parameters common to all verbs” on page 18.

rule_array_count

Direction: Input

Type: Integer

A pointer to an integer variable containing the number of elements in the *rule_array* variable. This value must be 0 or 1.

rule_array

Direction: Input

Type: String array

A pointer to a string variable containing an array of keywords. The keywords are eight bytes in length and must be left-aligned and padded on the right with space characters.

The *rule_array* keywords are described in Table 151 on page 525.

Table 151. Keywords for AES Key Record Write control information	
Keyword	Description
Processing option (One, optional)	
CHECK	Specifies that the record is written only if a record of the same label in AES key-storage contains a null key-token. This is the default.
OVERLAY	Specifies that the record is overwritten regardless of the current content of the record in AES key-storage.

key_label

Direction: Input

Type: String

A pointer to a string variable containing the key label that identifies the record in AES key-storage where the key token is to be written.

AES Key Record Write (CSNBAKRW)

key_token_length

Direction: Input

Type: Integer

A pointer to an integer variable containing the number of bytes of data in the *key_token* variable. This value must be 64.

key_token

Direction: Input

Type: String

A pointer to a string variable containing the AES key-token to be written into AES key-storage.

Restrictions

The restrictions for CSNBAKRW.

The record defined by the *key_label* parameter must be unique and must already exist in the key storage file.

Required commands

The required commands for CSNBAKRW.

None.

Usage notes

The usage notes for CSNBAKRW.

None.

Related information

Additional information about CSNBAKRW.

You can use this verb with the key record create verb to write an initial record to key storage. Use it following the Key Import and Key Generate verb to write an operational key imported or generated by these verbs directly to the key storage file.

See [“Key storage with Linux on Z, in contrast to z/OS” on page 513.](#)

JNI version

This verb has a Java Native Interface (JNI) version, which is named CSNBAKRWJ.

See [“Building Java applications using the CCA JNI” on page 23.](#)

Format

```
public native void CSNBAKRWJ(  
    hikmNativeNumber return_code,  
    hikmNativeNumber reason_code,  
    hikmNativeNumber exit_data_length,  
    byte[] exit_data,  
    hikmNativeNumber rule_array_count,  
    byte[] rule_array,  
    byte[] key_label,  
    hikmNativeNumber key_token_length,  
    byte[] key_token);
```

DES Key Record Create (CSNBKRC)

Use the DES Key Record Create verb to add a key record to the DES key storage file.

The record contains a key token set to binary zeros and is identified by the label passed in the *key_label* parameter. The key label must be unique.

DES key records are stored in the external key-storage file defined by the CSUDES environment variable.

Format

The format of CSNBKRC.

```
CSNBKRC (
    return_code,
    reason_code,
    exit_data_length,
    exit_data,
    key_label)
```

Parameters

The parameters for CSNBKRC.

For the definitions of the *return_code*, *reason_code*, *exit_data_length*, and *exit_data* parameters, see [“Parameters common to all verbs” on page 18](#).

key_label

Direction: Input

Type: String

The 64-byte label of a record in the DES key storage file that is the target of this verb. The created record contains a key token set to binary zeros and has a key type of NULL.

Restrictions

The restrictions for CSNBKRC.

The record must have a unique label. Therefore, there cannot be another record in the DES key storage file with the same label and a different key type.

Required commands

The required commands for CSNBKRC.

None.

Usage notes

The usage notes for CSNBKRC.

None.

Related information

Additional information for CSNBKRC.

See [“Key storage with Linux on Z, in contrast to z/OS” on page 513](#).

JNI version

This verb has a Java Native Interface (JNI) version, which is named CSNBKRCJ.

See [“Building Java applications using the CCA JNI”](#) on page 23.

Format

```
public native void CSNBKRCJ(  
    hikmNativeNumber return_code,  
    hikmNativeNumber reason_code,  
    hikmNativeNumber exit_data_length,  
    byte[] exit_data,  
    byte[] key_label);
```

DES Key Record Delete (CSNBKRD)

Use the DES Key Record Delete verb to perform one of the following tasks in the DES key storage file.

- Replace the token in a key record with a null key token
- Delete an entire key record, including the key label, from the key storage file

DES key records are stored in the external key-storage file defined by the CSUDES environment variable.

Format

The format of CSNBKRD.

```
CSNBKRD(  
    return_code,  
    reason_code,  
    exit_data_length,  
    exit_data,  
    rule_array_count,  
    rule_array,  
    key_label)
```

Parameters

The parameters for CSNBKRD.

For the definitions of the *return_code*, *reason_code*, *exit_data_length*, and *exit_data* parameters, see [“Parameters common to all verbs”](#) on page 18.

rule_array_count

Direction: Input

Type: Integer

A pointer to an integer variable containing the number of elements in the *rule_array* variable. This value must be 1.

rule_array

Direction: Input

Type: String array

The 8-byte keyword that defines the action to be performed. The *rule_array* keywords are described in [Table 152](#) on page 529.

Table 152. Keywords for DES Key Record Delete control information	
Keyword	Description
Task (One required)	
TOKEN-DL	Deletes a key token from a key record in DES key storage.
LABEL-DL	Deletes an entire key record, including the key label, from DES key storage.

key_label

Direction: Input
Type: String

The 64-byte label of a record in the key storage file that is the target of this verb.

Restrictions

The restrictions for CSNBKRD.

The record defined by the *key_label* must be unique.

Required commands

The required commands for CSNBKRD.

None.

Usage notes

The usage notes for CSNBKRD.

None.

Related information

Additional information about CSNBKRD.

See [“Key storage with Linux on Z, in contrast to z/OS ” on page 513.](#)

JNI version

This verb has a Java Native Interface (JNI) version, which is named CSNBKRDJ.

See [“Building Java applications using the CCA JNI” on page 23.](#)

Format

```
public native void CSNBKRDJ(
    hikmNativeNumber return_code,
    hikmNativeNumber reason_code,
    hikmNativeNumber exit_data_length,
    byte[] exit_data,
    hikmNativeNumber rule_array_count,
    byte[] rule_array,
    byte[] key_label);
```

DES Key Record List (CSNBKRL)

The DES Key Record List verb creates a key-record-list file containing information about specified key records in key storage.

Information listed includes whether record validation is correct, the type of key, and the date and time the record was created and last updated.

Specify the key records to be listed using the key-label variable. To identify multiple key records, use the wild card (*) in the key label.

Note: To list all the labels in key storage, specify the key_label parameter with *, **, ***, and so forth, up to a maximum of seven name tokens (**.*.*.*.*).

This verb creates the key-record-list file and returns the name of the file and the length of the file name to the calling application. This file has a header record, followed by 0 - *n* detail records, where *n* is the number of key records with matching key-labels. The file is kept in the /opt/IBM/CCA/keys/deslist directory (assuming the directory name was not changed during installation). These list files are created under the ownership of the environment of the user that requests the list service. Make sure the files created kept the same group ID as your installation requires. This can also be achieved by setting the *set-group-id-on-execution* bit on in this directory. See the **g+s** flags in the chmod command for full details. Not doing this might cause errors to be returned on key-record-list verbs.

DES key records are stored in the external key-storage file defined by the CSUDESDES environment variable.

Format

The format of CSNBKRL.

```
CSNBKRL(
    return_code,
    reason_code,
    exit_data_length,
    exit_data,
    key_label,
    dataset_name_length,
    dataset_name,
    security_server_name)
```

Parameters

The parameters for CSNBKRL.

For the definitions of the *return_code*, *reason_code*, *exit_data_length*, and *exit_data* parameters, see [“Parameters common to all verbs” on page 18](#).

key_label

Direction: Input

Type: String

The *key_label* parameter is a pointer to a string variable containing the key label of a key-token record in key storage. In a key label, you can use a wild card (*) to identify multiple records in key storage.

dataset_name_length

Direction: Output

Type: Integer

The *dataset_name_length* parameter is a pointer to an integer variable containing the number of bytes of data returned by the verb in the *dataset_name* variable. The maximum returned length is 64 bytes.

dataset_name**Direction:** Output**Type:** String

The *dataset_name* parameter is a pointer to a 64-byte string variable containing the name of the file returned by the verb. The file contains the key-record information.

The verb returns the file name as a fully qualified file specification.

Note: When the verb stores a key-record-list file, it overlays any older file with the same name.

security_server_name**Direction:** Output**Type:** String

The *security_server_name* parameter is a pointer to a string variable. The information in this variable is not currently used, but the variable must be declared.

Restrictions

The restrictions for CSNBKRL.

None.

Required commands

The required commands for CSNBKRL.

None.

Usage notes

The usage notes for CSNBKRL.

None.

Related information

Additional information about CSNBKRL.

See [“Key storage with Linux on Z, in contrast to z/OS” on page 513.](#)

JNI version

This verb has a Java Native Interface (JNI) version, which is named CSNBKRLJ.

See [“Building Java applications using the CCA JNI” on page 23.](#)

Format

```
public native void CSNBKRLJ(
    hikmNativeNumber return_code,
    hikmNativeNumber reason_code,
    hikmNativeNumber exit_data_length,
    byte[] exit_data,
    byte[] key_label,
    hikmNativeNumber data_set_name_length,
    byte[] data_set_name,
    byte[] security_server_name);
```

DES Key Record Read (CSNBKRR)

Use the DES Key Record Read verb to copy an internal key token from the DES key storage file to application storage.

Other cryptographic services can then use the copied key token directly. The key token can also be used as input to the token copying functions of Key Generate or Key Import verbs to create additional NOCV keys.

DES key records are stored in the external key-storage file defined by the CSUDES environment variable.

Format

The format of CSNBKRR.

```
CSNBKRR(
    return_code,
    reason_code,
    exit_data_length,
    exit_data,
    key_label,
    key_token)
```

Parameters

The parameters for CSNBKRR.

For the definitions of the *return_code*, *reason_code*, *exit_data_length*, and *exit_data* parameters, see [“Parameters common to all verbs” on page 18](#).

key_label

Direction: Input
Type: String

The 64-byte label of a record in the DES key storage file. The internal key token in this record is returned to the caller.

key_token

Direction: Output
Type: String

The 64-byte internal key token retrieved from the DES key storage file.

Restrictions

The restrictions for CSNBKRR.

The record defined by the *key_label* parameter must be unique and must already exist in the key storage file.

Required commands

The required commands for CSNBKRR.

None.

Usage notes

The usage notes for CSNBKRR.

None.

Related information

Additional information about CSNBKRR.

See [“Key storage with Linux on Z, in contrast to z/OS”](#) on page 513.

JNI version

This verb has a Java Native Interface (JNI) version, which is named CSNBKRRJ.

See [“Building Java applications using the CCA JNI”](#) on page 23.

Format

```
public native void CSNBKRRJ(
    hikmNativeNumber return_code,
    hikmNativeNumber reason_code,
    hikmNativeNumber exit_data_length,
    byte[]           exit_data,
    byte[]           key_label,
    byte[]           key_token);
```

DES Key Record Write (CSNBKRW)

Use the DES Key Record Write verb to copy an internal DES key token from application storage into the DES key storage file.

The key label must be unique and the record must already exist in the key storage file.

DES key records are stored in the external key-storage file defined by the CSUDES environment variable.

Note: Before you use this verb, use the DES Key Record Create verb (see [“DES Key Record Create \(CSNBKRC\)”](#) on page 527) to create a key record in the key storage file.

Format

The format of CSNBKRW.

```
CSNBKRW(
    return_code,
    reason_code,
    exit_data_length,
    exit_data,
    key_token,
    key_label)
```

Parameters

The parameters for CSNBKRW.

For the definitions of the *return_code*, *reason_code*, *exit_data_length*, and *exit_data* parameters, see [“Parameters common to all verbs”](#) on page 18.

key_token

Direction: Input/Output

Type: String

PKA Key Record Create (CSNDKRC)

The 64-byte internal key token that is written to the DES key storage file.

key_label

Direction: Input
Type: String

The 64-byte label of a record in the DES key storage file that is the target of this verb. The record is updated with the internal key token supplied in the *key_token* parameter.

Restrictions

The restrictions for CSNBKRW.

The record defined by the *key_label* parameter must be unique and must already exist in the key storage file.

Required commands

The required commands for CSNBKRW.

None.

Usage notes

The usage notes for CSNBKRW.

None.

Related information

Additional information about CSNBKRW.

You can use this verb with the key record create verb to write an initial record to key storage. Use it following the Key Import and Key Generate verb to write an operational key imported or generated by these verbs directly to the key storage file.

See [“Key storage with Linux on Z, in contrast to z/OS”](#) on page 513.

JNI version

This verb has a Java Native Interface (JNI) version, which is named CSNBKRWJ.

See [“Building Java applications using the CCA JNI”](#) on page 23.

Format

```
public native void CSNBKRWJ(  
    hikmNativeNumber return_code,  
    hikmNativeNumber reason_code,  
    hikmNativeNumber exit_data_length,  
    byte[]            exit_data,  
    byte[]            key_token,  
    byte[]            key_label);
```

PKA Key Record Create (CSNDKRC)

This verb writes a new CRYSTALS-Dilithium (QSA), ECC, or RSA key-token record to the PKA key storage file. The new key record can be a null PKA key-token or an external or internal ECC, RSA, or CRYSTALS-Dilithium key-token.

PKA key records are stored in the external key-storage file defined by the CSUPKADS environment variable.

Format

The format of CSNDKRC.

```
CSNDKRC(
    return_code,
    reason_code,
    exit_data_length,
    exit_data,
    rule_array_count,
    rule_array,
    key_label,
    key_token_length,
    key_token)
```

Parameters

The parameters for CSNDKRC.

For the definitions of the *return_code*, *reason_code*, *exit_data_length*, and *exit_data* parameters, see [“Parameters common to all verbs” on page 18](#).

rule_array_count

Direction: Input
Type: Integer

A pointer to an integer variable containing the number of elements in the **rule_array** variable. This value must be 0.

rule_array

Direction: Input
Type: String array

This parameter is ignored.

key_label

Direction: Input
Type: String

The label of the record to be created, 64-byte character string.

key_token_length

Direction: Input
Type: Integer

The length of the field containing the token to be written to the PKA key storage file. If zero is specified, a null token will be added to the file. The maximum value of *key_token_length* is the maximum length of a private RSA token.

key_token

Direction: Input
Type: String

Data to be written to the PKA key storage file if *key_token_length* is nonzero. An RSA private token in either external or internal format, or an RSA public token.

Restrictions

The restrictions for CSNDKRC.

None.

Required commands

The required commands for CSNDKRC.

None.

Usage notes

The usage notes for CSNDKRC.

None.

Related information

Additional information about CSNDKRC.

See [“Key storage with Linux on Z, in contrast to z/OS ” on page 513.](#)

JNI version

This verb has a Java Native Interface (JNI) version, which is named CSNDKRCJ.

See [“Building Java applications using the CCA JNI” on page 23.](#)

Format

```
public native void CSNDKRCJ(  
    hikmNativeNumber return_code,  
    hikmNativeNumber reason_code,  
    hikmNativeNumber exit_data_length,  
    byte[] exit_data,  
    hikmNativeNumber rule_array_count,  
    byte[] rule_array,  
    byte[] key_label,  
    hikmNativeNumber key_token_length,  
    byte[] key_token);
```

PKA Key Record Delete (CSNDKRD)

Use PKA Key Record Delete to delete a record from the PKA key storage file.

PKA key records are stored in the external key-storage file defined by the CSUPKADS environment variable.

Format

The format of CSNDKRD.

```
CSNDKRD(  
    return_code,  
    reason_code,  
    exit_data_length,  
    exit_data,  
    rule_array_count,  
    rule_array,  
    key_label)
```

Parameters

The parameters for CSNDKRD.

For the definitions of the *return_code*, *reason_code*, *exit_data_length*, and *exit_data* parameters, see “Parameters common to all verbs” on page 18.

rule_array_count

Direction: Input

Type: Integer

A pointer to an integer variable containing the number of elements in the *rule_array* variable. This value must be 0 or 1.

rule_array

Direction: Input

Type: String array

Keywords that provide control information to the verb. Each keyword is left-aligned in 8-byte fields and padded on the right with blanks. All keywords must be in contiguous storage. The *rule_array* keywords are described in [Table 153 on page 537](#).

<i>Table 153. Keywords for PKA Key Record Delete control information</i>	
Keyword	Description
Deletion mode (One, optional). Specifies whether the record is to be deleted entirely or whether only its contents are to be erased.	
LABEL - DL	Specifies the record will be deleted from the PKA key storage file entirely. This is the default deletion mode.
TOKEN - DL	Specifies only the contents of the record are to be deleted. The record will still exist in the PKA key storage file, but will contain only binary zeros.

key_label

Direction: Input

Type: String

The label of the record to be deleted, a 64-byte character string.

Restrictions

The restrictions for CSNDKRD.

None.

Required commands

The required commands for CSNDKRD.

None.

Usage notes

The usage notes for CSNDKRD.

None.

Related information

Additional information about CSNDKRD.

See [“Key storage with Linux on Z, in contrast to z/OS ” on page 513.](#)

JNI version

This verb has a Java Native Interface (JNI) version, which is named CSNDKRDJ.

See [“Building Java applications using the CCA JNI” on page 23.](#)

Format

```
public native void CSNDKRDJ(  
    hikmNativeNumber return_code,  
    hikmNativeNumber reason_code,  
    hikmNativeNumber exit_data_length,  
    byte[]           exit_data,  
    hikmNativeNumber rule_array_count,  
    byte[]           rule_array,  
    byte[]           key_label);
```

PKA Key Record List (CSNDKRL)

The PKA Key Record List verb creates a key-record-list file containing information about specified key records in PKA key-storage.

Information includes whether record validation is correct, the type of key, and the dates and times when the record was created and last updated.

Specify the key records to be listed using the *key_label* parameter. To identify multiple key records, use the wild card (*) in a key label.

Note: To list all the labels in key storage, specify the *key_label* parameter with *, **, ***, and so forth, up to a maximum of seven name tokens (*****).

This verb creates the list file and returns the name of the file and the length of the file name to the calling application. This verb also returns the name of the security server where the file is stored. The PKA Key Record List file has a header record, followed by 0 - *n* detail records, where *n* is the number of key records with matching key labels. The file is kept in the /opt/IBM/CCA/keys/pka1ist directory (assuming the directory name was not changed during installation). These list files are created under the ownership of the environment of the user that requests the list verb. Make sure the files created kept the same group ID as your installation requires. This can also be achieved by setting the *set-group-id-on-execution* bit on in this directory. See the **g+s** flags in the chmod command for full details. Not doing this might cause errors to be returned on key-record-list verbs.

PKA key records are stored in the external key-storage file defined by the CSUPKADS environment variable.

For information concerning the location of the key-record-list directory, refer to the *IBM 4767 PCI-X Cryptographic Coprocessor CCA Support Program Installation Manual*.

Format

The format of CSNDKRL.

```
CSNDKRL (
    return_code,
    reason_code,
    exit_data_length,
    edit_data,
    rule_array_count,
    rule_array,
    key_label,
    dataset_name_length,
    dataset_name,
    security_server_name)
```

Parameters

The parameters for CSNDKRL.

For the definitions of the *return_code*, *reason_code*, *exit_data_length*, and *exit_data* parameters, see [“Parameters common to all verbs” on page 18](#).

rule_array_count

Direction: Input
Type: Integer

A pointer to an integer variable containing the number of elements in the *rule_array* variable. This value must be 0.

rule_array

Direction: Input
Type: String array

This parameter is ignored.

key_label

Direction: Output
Type: String

The *key_label* parameter is a pointer to a string variable containing a key record in PKA key-storage. You can use a wild card (*) to identify multiple records in key storage.

dataset_name_length

Direction: Input
Type: Integer

The *dataset_name_length* parameter is a pointer to an integer variable containing the number of bytes of data returned in the *dataset_name* variable. The maximum returned length is 64 bytes.

dataset_name

Direction: Output
Type: String

The *dataset_name* parameter is a pointer to a 64-byte string variable containing the name of the file returned by the verb. The file contains the key-record information.

The verb returns the file name as a fully qualified file specification.

PKA Key Record Read (CSNDKRR)

Note: When the verb stores a key-record-list file, it overlays any older file with the same name.

security_server_name

Direction: Output

Type: String

The *security_server_name* parameter is a pointer to a string variable. The information in this variable is not currently used, but the variable must be declared.

Restrictions

The restrictions for CSNDKRL.

None.

Required commands

The required commands for CSNDKRL.

None.

Usage notes

The usage notes for CSNDKRL.

None.

Related information

Additional information about CSNDKRL.

See [“Key storage with Linux on Z, in contrast to z/OS ” on page 513.](#)

JNI version

This verb has a Java Native Interface (JNI) version, which is named CSNDKRLJ.

See [“Building Java applications using the CCA JNI” on page 23.](#)

Format

```
public native void CSNDKRLJ(  
    hikmNativeNumber return_code,  
    hikmNativeNumber reason_code,  
    hikmNativeNumber exit_data_length,  
    byte[] exit_data,  
    hikmNativeNumber rule_array_count,  
    byte[] rule_array,  
    byte[] key_label,  
    hikmNativeNumber data_set_name_length,  
    byte[] data_set_name,  
    byte[] security_server_name);
```

PKA Key Record Read (CSNDKRR)

Reads a record from the PKA key storage file and returns the content of the record. This is true even when the record contains a null PKA token.

PKA key records are stored in the external key-storage file defined by the CSUPKADS environment variable.

Format

The format of CSNDKRR.

```
CSNDKRR(
    return_code,
    reason_code,
    exit_data_length,
    exit_data,
    rule_array_count,
    rule_array,
    key_label,
    key_token_length,
    key_token)
```

Parameters

The parameters for CSNDKRR.

For the definitions of the *return_code*, *reason_code*, *exit_data_length*, and *exit_data* parameters, see [“Parameters common to all verbs” on page 18](#).

rule_array_count

Direction: Input

Type: Integer

A pointer to an integer variable containing the number of elements in the *rule_array* variable. This value must be 0.

rule_array

Direction: Input

Type: String array

This parameter is ignored.

key_label

Direction: Input

Type: String

The label of the record to be read, a 64-byte character string.

key_token_length

Direction: Input/Output

Type: Integer

The length of the area to which the record is to be returned. On successful completion of this verb, *key_token_length* will contain the actual length of the record returned.

key_token

Direction: Output

Type: String

This is the area into which the returned record will be written. The area should be at least as long as the record.

Restrictions

The restrictions for CSNDKRR.

None.

Required commands

The required commands for CSNDKRR.

None.

Usage notes

The usage notes for CSNDKRR.

None.

Related information

Additional information about CSNDKRR.

See [“Key storage with Linux on Z, in contrast to z/OS ” on page 513.](#)

JNI version

This verb has a Java Native Interface (JNI) version, which is named CSNDKRRJ.

See [“Building Java applications using the CCA JNI” on page 23.](#)

Format

```
public native void CSNDKRRJ(  
    hikmNativeNumber return_code,  
    hikmNativeNumber reason_code,  
    hikmNativeNumber exit_data_length,  
    byte[] exit_data,  
    hikmNativeNumber rule_array_count,  
    byte[] rule_array,  
    byte[] key_label,  
    hikmNativeNumber key_token_length,  
    byte[] key_token);
```

PKA Key Record Write (CSNDKRW)

Use this verb to write over an existing ECC, RSA, or CRYSTALS-Dilithium (QSA) key-token record from application storage in the PKA key storage file.

PKA key records are stored in the external key-storage file defined by the CSUPKADS environment variable.

Format

The format of CSNDKRW.

```
CSNDKRW(  
    return_code,  
    reason_code,  
    exit_data_length,  
    exit_data,  
    rule_array_count,  
    rule_array,  
    key_label,  
    key_token_length,  
    key_token)
```

Parameters

The parameters for CSNDKRW.

For the definitions of the *return_code*, *reason_code*, *exit_data_length*, and *exit_data* parameters, see “Parameters common to all verbs” on page 18.

rule_array_count

Direction: Input

Type: Integer

A pointer to an integer variable containing the number of elements in the *rule_array* variable. This value must be 0 or 1.

rule_array

Direction: Input

Type: String array

Keywords that provide control information to the verb. Each keyword is left-aligned in 8-byte fields and padded on the right with blanks. All keywords must be in contiguous storage. The *rule_array* keywords are described in [Table 154 on page 543](#).

<i>Table 154. Keywords for PKA Key Record Write control information</i>	
Keyword	Description
Write mode (One, optional). Specifies the circumstances under which the record is to be written.	
CHECK	Specifies the record will be written only if a record of type NULL with the same label exists in the PKA key storage file. If such a record exists, it is overwritten. This is the default condition.
OVERLAY	Specifies the record will be overwritten regardless of the current content of the record. If a record with the same label exists in the PKA key storage file, is overwritten.

key_label

Direction: Input

Type: String

The label of the record to be overwritten, a 64-byte character string.

key_token_length

Direction: Input

Type: Integer

The length of the field containing the token to be written to the PKA key storage file.

key_token

Direction: Input

Type: String

A string variable containing an RSA or ECC private token in either external or internal format, or an RSA or ECC public token that is to be written to the PKA key storage file.

Retained Key Delete (CSNDRKD)

Restrictions

The restrictions for CSNDRKW.

None.

Required commands

The required commands for CSNDRKW.

None.

Usage notes

The usage notes for CSNDRKW.

None.

Related information

Additional information about CSNDRKW.

See [“Key storage with Linux on Z, in contrast to z/OS ” on page 513.](#)

JNI version

This verb has a Java Native Interface (JNI) version, which is named CSNDRKWJ.

See [“Building Java applications using the CCA JNI” on page 23.](#)

Format

```
public native void CSNDRKWJ(  
    hikmNativeNumber return_code,  
    hikmNativeNumber reason_code,  
    hikmNativeNumber exit_data_length,  
    byte[] exit_data,  
    hikmNativeNumber rule_array_count,  
    byte[] rule_array,  
    byte[] key_label,  
    hikmNativeNumber key_token_length,  
    byte[] key_token);
```

Retained Key Delete (CSNDRKD)

Use this verb to delete a PKA key-record currently retained within the cryptographic engine.

Both public and private keys can be retained within the cryptographic engine using verbs such as PKA Key Generate. A list of retained keys can be obtained using the Retained Key List verb.

Important: Before using this verb, see the information about retained keys in [“Using retained keys” on page 545.](#)

Format

The format of CSNDRKD.

```
CSNDRKD(  
    return_code,  
    reason_code,  
    exit_data_length,  
    exit_data,  
    rule_array_count,  
    rule_array,  
    key_label)
```

Parameters

The parameters for CSNDRKD.

For the definitions of the *return_code*, *reason_code*, *exit_data_length*, and *exit_data* parameters, see [“Parameters common to all verbs” on page 18](#).

rule_array_count

Direction: Input
Type: Integer

A pointer to an integer variable containing the number of elements in the *rule_array* variable. This value must be 0.

rule_array

Direction: Input
Type: String array

This parameter is ignored.

key_label

Direction: Input
Type: String

A pointer to a string variable containing the key label of an RSA key-record that has been retained within the cryptographic engine. The use of a wild card in the *key_label* variable is not permitted.

Using retained keys

Retained key use is discouraged on the IBM Z platform because a retained key can exist only in one CEX*C Cryptographic adapter, by definition.

- This has potential problems:
 - The key cannot be exported, so it cannot be backed up.
 - The key cannot be exported to another card in the same group, so operations concerning the retained key cannot participate in load-balancing.
 - There is an exception to the above points, in that keys generated in a deterministic fashion using externally saved regeneration data (it is possible to save so-called 'regen data' securely) can be recreated from that data or created in multiple cards across a card group.

However, this is a very sophisticated topic, and is beyond the scope of this document. Also, the complexity required to implement this properly, as well as the sophistication involved in its data management, present formidable obstacles.

Retained key support is offered in this release, however. The following verbs work with retained keys:

- [“PKA Key Generate \(CSNDPKG\)” on page 901](#) generates an RSA retained key. The same restrictions that Integrated Cryptographic Service Facility (ICSF) has for retained key creation are implemented here. These are:
 - Notice that PKA Key Token Build will let you create 'key-mgmt' skeleton key tokens, and this is as designed. You can still pass these to PKA Key Generate and have a key pair created. What is not allowed is specifying that this 'key-mgmt' token is to be generated in PKA Key Generate as a RETAIN key token: a retained key. Such an attempt will fail with error 12 reason code 3046.
 - The maximum modulus size is 2048 bits.
 - The usage flags are restricted to signature generation.

Retained Key List (CSNDRKL)

Specifically, key management usage for retained keys is not allowed because of the dangers of losing your key encrypting key (kek) for important keys, when that kek exists only inside a single adapter.

- “[Retained Key List \(CSNDRKL\)](#)” on page 546 lists the retained keys inside an adapter.
- “[Retained Key Delete \(CSNDRKD\)](#)” on page 544 deletes a retained key from adapter internal storage.

Restrictions

The restrictions for CSNDRKD.

None.

Required commands

The required commands for CSNDRKD.

This verb requires the **Retained Key Delete** command (offset X'0203') to be enabled in the active role.

Usage notes

The usage notes for CSNDRKD.

This verb is not impacted by the AUTOSELECT option. See “[Verbs that ignore AUTOSELECT](#)” on page 10 for more information.

Related information

Additional information about CSNDRKD.

See “[Key storage with Linux on Z, in contrast to z/OS](#)” on page 513.

JNI version

This verb has a Java Native Interface (JNI) version, which is named CSNDRKDJ.

See “[Building Java applications using the CCA JNI](#)” on page 23.

Format

```
public native void CSNDRKDJ(  
    hikmNativeNumber return_code,  
    hikmNativeNumber reason_code,  
    hikmNativeNumber exit_data_length,  
    byte[] exit_data,  
    hikmNativeNumber rule_array_count,  
    byte[] rule_array,  
    byte[] key_label);
```

Retained Key List (CSNDRKL)

Use this verb to list the key labels of selected PKA key records that have been retained within the cryptographic engine.

Specify the keys to be listed using the *key_label_mask* variable. To identify multiple keys, use a wild card (*) in the mask. Only labels with matching characters to those in the mask up to the first * is returned. To list all retained key labels, specify a mask of an *, followed by 63 space characters. For example, if the cryptographic engine has retained key labels a.a, a.a1, a.b.c.d, and z.a, and you specify the mask a.*, the verb returns a.a, a.a1 and a.b.c.d. If you specify a mask of a.a*, the verb returns a.a and a.a1.

To retain PKA keys within the coprocessor, use the PKA Key Generate verb. To delete retained keys from the coprocessor, use the Retained Key Delete verb.

Important: Before using this verb, see the information about retained keys in [“Using retained keys”](#) on page 545.

Format

The format of CSNDRKL.

```
CSNDRKL (
    return_code,
    reason_code,
    exit_data_length,
    exit_data,
    rule_array_count,
    rule_array,
    key_label_mask,
    retained_keys_count,
    key_labels_count,
    key_labels)
```

Parameters

The parameters for CSNDRKL.

For the definitions of the *return_code*, *reason_code*, *exit_data_length*, and *exit_data* parameters, see [“Parameters common to all verbs”](#) on page 18.

rule_array_count

Direction: Input

Type: Integer

A pointer to an integer variable containing the number of elements in the *rule_array* variable. This value must be 0.

rule_array

Direction: Input

Type: String array

This parameter is ignored.

key_label_mask

Direction: Input

Type: String

A pointer to a string variable containing a key-label mask that is used to filter the list of key names returned by the verb. Use a wild card (*) to identify multiple key records retained within the coprocessor.

retained_keys_count

Direction: Input/Output

Type: Integer

A pointer to an integer variable to receive the total number of retained-key records stored within the coprocessor.

key_labels_count

Direction: Input/Output

Type: Integer

Retained Key List (CSNDRKL)

A pointer to an integer variable which on input defines the maximum number of key labels to be returned, and which on output defines the number of key labels returned by the coprocessor.

key_labels

Direction: Output
Type: String array

A pointer to a string array variable containing the returned key labels. The coprocessor returns zero or more 64-byte array elements, each of which contains the key label of a PKA key-record retained within the coprocessor.

Restrictions

The restrictions for CSNDRKL.

None.

Required commands

The required commands for CSNDRKL.

This verb requires the **Retained Key List** command (offset X'0230') to be enabled in the active role.

Usage notes

The usage notes for CSNDRKL.

This verb is not impacted by the AUTOSELECT option. See [“Verbs that ignore AUTOSELECT” on page 10](#) for more information.

Related information

Related information about CSNDRKL.

See [“Key storage with Linux on Z, in contrast to z/OS ” on page 513.](#)

JNI version

This verb has a Java Native Interface (JNI) version, which is named CSNDRKLJ.

See [“Building Java applications using the CCA JNI” on page 23.](#)

Format

```
public native void CSNDRKLJ(  
    hikmNativeNumber return_code,  
    hikmNativeNumber reason_code,  
    hikmNativeNumber exit_data_length,  
    byte[] exit_data,  
    hikmNativeNumber rule_array_count,  
    byte[] rule_array,  
    byte[] key_label_mask,  
    hikmNativeNumber retained_keys_count,  
    hikmNativeNumber key_labels_count,  
    byte[] key_labels);
```

Chapter 12. Financial services

The process of validating personal identities in a financial transaction system is called *personal authentication*.

The personal identification number (PIN) is the basis for verifying the identity of a customer across financial industry networks. CCA provides verbs to translate, verify, and generate PINs. You can use the verbs to prevent unauthorized disclosures when organizations handle PINs.

The following verbs are described in this topic:

- [“Authentication Parameter Generate \(CSNBAPG\)” on page 566](#)
- [“Clear PIN Encrypt \(CSNBCPE\)” on page 569](#)
- [“Clear PIN Generate \(CSNBPGN\)” on page 573](#)
- [“Clear PIN Generate Alternate \(CSNBCPA\)” on page 576](#)
- [“CVV Generate \(CSNBCSG\)” on page 581](#)
- [“CVV Key Combine \(CSNBCKC\)” on page 584](#)
- [“CVV Verify \(CSNBCSV\)” on page 588](#)
- [“Encrypted PIN Generate \(CSNBEPG\)” on page 592](#)
- [“Encrypted PIN Translate \(CSNBPTR\)” on page 596](#)
- [“Encrypted PIN Translate2 \(CSNBPTR2\)” on page 602](#)
- [“Encrypted PIN Translate Enhanced \(CSNBPTRE\)” on page 620](#)
- [“Encrypted PIN Verify \(CSNBPVR\)” on page 629](#)
- [“FPE Decipher \(CSNBFPED\)” on page 634](#)
- [“FPE Encipher \(CSNBFPEE\)” on page 641](#)
- [“FPE Translate \(CSNBFPET\)” on page 649](#)
- [“PIN Change/Unblock \(CSNBPCU\)” on page 657](#)
- [“Recover PIN from Offset \(CSNBPFO\)” on page 665](#)
- [“Secure Messaging for Keys \(CSNBSKY\)” on page 668](#)
- [“Secure Messaging for PINs \(CSNBSPN\)” on page 672](#)
- [“Transaction Validation \(CSNBTRV\)” on page 676](#)

How personal identification numbers (PINs) are used

CCA allows your applications to generate PINs, to verify supplied PINs, and to translate PINs from one format or encryption key to another.

Many people are familiar with PINs, which are used to access an automated teller machine (ATM). From the system point of view, PINs are used primarily in financial networks to authenticate users. Typically, a user is assigned a PIN and enters the PIN at automated teller machines (ATMs) to gain access to his or her accounts. It is extremely important that the PIN be kept private so no one other than the account owner can use it.

How Visa card verification values are used

The Visa International Service Association (VISA) and MasterCard International, Incorporated have specified a cryptographic method to calculate a value that relates to the personal account number (PAN), the card expiration date, and the service code.

The Visa card-verification value (CVV) and the MasterCard card-verification code (CVC) can be encoded on either track 1 or track 2 of a magnetic striped card or chip card and are used to detect forged cards.

Because most online transactions use track-2, the CCA verbs generate and verify the CVV¹ by the track-2 method.

The Visa CVV Generate verb calculates a 1-byte to 5-byte value through the DES-encryption of the PAN, the card expiration date, and the service code using two data-encrypting keys or two MAC keys. The Visa CVV Verify verb calculates the CVV by the same method, compares it to the CVV supplied by the application (which reads the credit card's magnetic stripe or chip) in the *CVV_value*, and issues a return code that indicates whether the card is authentic.

The CVV Key Combine verb combines two operational DES keys into one operational TDES key. The verb accepts as input two single-length keys that are suitable for use with the CVV (card-verification value) algorithm. The resulting double-length key meets a more recent industry standard of using TDES to support PIN-based transactions. In addition, the double-length key is in a format that can be wrapped using the Key Export to TR31 verb.

Translating data and PINs in networks

More and more data is being transmitted across networks where, for various reasons, the keys used on one network cannot be used on another network.

Encrypted data and PINs that are transmitted across these boundaries must be translated securely from encryption under one key to encryption under another key. For example, a traveler visiting a foreign city might want to use an ATM to access an account at home. The PIN entered at the ATM might need to be encrypted at the ATM and sent over one or more financial networks to the traveler's home bank. At the home bank, the PIN must be verified before access is allowed. On intermediate systems (between networks), applications can use the Encrypted PIN Translate verb to re-encrypt a PIN block from one key to another. Running on CCA, such applications can ensure that PINs never appear in the clear and that the PIN-encrypting keys are isolated on their own networks.

Working with Europay-Mastercard-Visa Smart cards

There are several verbs you can use in secure communications with Europay-Mastercard-Visa (EMV) smart cards.

The processing capabilities are consistent with the specifications provided in these documents:

- *EMV 2000 Integrated Circuit Card Specification for Payment Systems Version 4.0 (EMV4.0) Book 2*
- *Design Visa Integrated Circuit Card Specification Manual*
- *Integrated Circuit Card Specification (VIS) 1.4.0 Corrections*

EMV smart cards include the following processing capabilities:

- The Diversified Key Generate verb with rule-array options TDES-XOR, TDESEM2, and TDESEM4 enables you to derive a key used to cipher and authenticate messages, and more particularly message parts, for exchange with an EMV smart card. You use the derived key with verbs such as: Encipher, Decipher, MAC Generate, MAC Verify, Secure Messaging for Keys, and Secure Messaging for PINs. These message parts can be combined with message parts created using the Secure Messaging for Keys and Secure Messaging for PINs verbs.
- The Secure Messaging for Keys verb enables secure incorporation of a key into a message part (generally the value portion of a TLV component of a secure message for a card). Similarly, the Secure Messaging for PINs verb enables secure incorporation of a PIN block into a message part.
- PIN Change/Unblock verb enables encryption of a new PIN to send to a new EMV card, or to update the PIN value on an initialized EMV card. This verb generates both the required session key (from the master encryption key) and the required authentication code (from the master authentication key).
- The ZERO-PAD option of the PKA Encrypt enables validation of a digital signature created according to ISO 9796-2 standard by encrypting information that you format, including a hash value of the message

¹ The Visa CVV and the MasterCard CVC refer to the same value. CVV is used here to mean both CVV and CVC.

to be validated. You compare the resulting enciphered data to the digital signature accompanying the message to be validated.

- The MAC Generate and MAC Verify verbs post-pad a X'80'...X'00' string to a message as required for authenticating messages exchanged with EMV smart cards.

PIN verbs

CCA supports PIN verbs, various PIN algorithms, and PIN block formats. It also explains the use of PIN-encrypting keys.

You use the PIN verbs to generate, verify, and translate PINs.

Generating a PIN

To generate personal identification numbers, call the Clear PIN Generate or Encrypted PIN Generate verb.

Using a PIN generation algorithm, data used in the algorithm, and the PIN generation key, the Clear PIN Generate verb generates a clear PIN and a PIN verification value, or offset. Using a PIN generation algorithm, data used in the algorithm, the PIN generation key, and an outbound PIN encrypting key, the Encrypted PIN Generate verb generates and formats a PIN and encrypts the PIN block.

Encrypting a PIN

To format a PIN into a supported PIN block format and encrypt the PIN block, call the Clear PIN Encrypt verb.

Generating a PIN validation value from an encrypted PIN block

To generate a clear VISA PIN validation value (PVV) from an encrypted PIN block, call the Clear PIN Generate Alternate verb.

The PIN block can be encrypted under an input PIN-encrypting key (IPINENC) or an output PIN encrypting key (OPINENC).

Verifying a PIN

To verify a supplied PIN, call the Encrypted PIN Verify verb.

You supply the enciphered PIN, the PIN-encrypting key that enciphers the PIN, and other data. You must also specify the PIN verification key and PIN verification algorithm. The Encrypted PIN Verify verb generates a verification PIN. This verb compares the two personal identification numbers and if they are the same, it verifies the supplied PIN.

Translating a PIN

To translate a PIN block format from one PIN-encrypting key to another or from one PIN block format to another, call the Encrypted PIN Translate verb.

You must identify the input PIN-encrypting key that originally enciphered the PIN. You also need to specify the output PIN-encrypting key that you want the verb to use to encipher the PIN. If you want to change the PIN block format, specify a different output PIN block format from the input PIN block format.

Algorithms for generating and verifying a PIN

CCA supports the following algorithms for generating and verifying personal identification numbers.

- IBM 3624 institution-assigned PIN
- IBM 3624 customer-selected PIN (through a PIN offset)
- IBM German Bank Pool PIN (verify through an institution key)
- VISA PIN through a VISA PIN validation value

- Interbank PIN

The algorithms are described in detail in [Chapter 24, “PIN formats and algorithms,” on page 1219.](#)

Using PINs on different systems

CCA allows you to translate different PIN block formats, which lets you use personal identification numbers on different systems.

CCA supports the following formats:

- IBM 3624
- IBM 3621 (same as IBM 5906)
- IBM 4704 encrypting PINPAD format
- ISO 0 (same as ANSI 9.8, VISA 1, and ECI 1)
- ISO 1 (same as ECI 4)
- ISO 2
- ISO 3
- ISO 4
- VISA 2
- VISA 3
- VISA 4
- ECI 2
- ECI 3

The algorithms are described in detail in [Chapter 24, “PIN formats and algorithms,” on page 1219.](#)

PIN-Encrypting keys

A unique master key variant enciphers each type of key.

Note that the PIN block variant constant (PBVC) are not supported in this version of CCA.

Derived unique key per transaction algorithms

CCA supports ANSI X9.24 derived unique key per transaction algorithms to generate PIN-encrypting keys from user data.

CCA supports both single-length and double-length key generation. Keywords for single-length and double-length key generation cannot be mixed.

Encrypted PIN Translate

The UKPTIPIN, IPKTOPIN, and UKPTBOTH keywords will cause the verb to generate single-length keys. and DUKPT-IP, DKPT-OP, and DUKPT-BH are the respective keywords to generate double-length keys.

The *input_PIN_profile* and *output_PIN_profile* parameters must supply the current key serial number when these keywords are specified.

Encrypted PIN Verify

The UKPTIPIN keyword will cause the verb to verify single-length keys. DUKPT-IP is the keyword for double-length key generation.

The *input_PIN_profile* parameter must supply the current key serial number when these keywords are specified.

ANSI X9.8 PIN restrictions

These access control points implement the PIN-block processing restrictions of the ANSI X9.8 standard implemented in CCA 4.1.0.

These access control points are available on the IBM z196 starting with the CEX3C feature. These access control points are disabled in the default role. A TKE Workstation is required to enable them.

These are the access control points:

- **ANSI X9.8 PIN - Enforce PIN block restrictions** (offset X'0350'). See [“ANSI X9.8 PIN - Enforce PIN block restrictions”](#) on page 553.
- **ANSI X9.8 PIN - Allow modification of PAN** (offset X'0351') See [“ANSI X9.8 PIN - Allow modification of PAN”](#) on page 554.
- **ANSI X9.8 PIN - Allow only ANSI PIN blocks** (offset X'0352') See [“ANSI X9.8 PIN - Allow only ANSI PIN blocks”](#) on page 554.
- **ANSI X9.8 PIN - Use stored decimalization tables only** (offset X'0356') See [“Use stored decimalization tables only”](#) on page 554.

These verbs are affected by these access control points:

- Clear PIN Generate Alternate (CSNBCPA)
- Encrypted PIN Generate (CSNBEPG)
- Encrypted PIN Translate (CSNBPTR)
- Encrypted PIN Verify (CSNBPVR)
- Secure Messaging for PINs (CSNBSPN)

PIN decimalization tables can be stored in the Coprocessor, starting with CEX3C, for use by CCA verbs. Only tables that have been activated can be used. A TKE Workstation is required to manage the tables in the coprocessors.

ANSI X9.8 PIN - Enforce PIN block restrictions

When the ANSI X9.8 PIN - Enforce PIN block restrictions access control point is enabled, restrictions are enforced.

The following restrictions are enforced:

- The Encrypted PIN Translate and Secure Messaging for PINs verbs will not accept IBM 3624 PIN format in the output profile parameter when the input profile parameter is not IBM 3624.
- The Encrypted PIN Translate verb will not accept ISO-0 or ISO-3 formats in the input PIN profile unless ISO-0 or ISO-3 is in the output PIN profile.
- The Encrypted PIN Translate and Secure Messaging for PINs verbs will not accept ISO-1 or ISO-2 formats in the output profile parameter when the input profile parameter contains ISO-0, ISO-3, or VISA4.
- When the input profile parameter for the Encrypted PIN Translate and Secure Messaging for PINs verbs contains either ISO-0 or ISO-3 formats, the PAN within the decrypted PIN block will be extracted. This PAN must be the same as the PAN that was supplied as the input PAN parameter, and this PAN must be the same as the PAN supplied as the output PAN parameter.
- The input PAN and output PAN parameters for the Encrypted PIN Translate and Secure Messaging for PINs verbs must be equivalent.
- When the rule array for the Clear PIN Generate Alternate verb contains VISA-PVV, the input PIN profile must contain ISO-0 or ISO-3 formats.

ANSI X9.8 PIN - Allow modification of PAN

In order to enable the ANSI X9.8 PIN - Allow modification of PAN access control point, the ANSI X9.8 PIN - Enforce PIN block restrictions must also be enabled.

The ANSI X9.8 PIN - Allow modification of PAN access control point cannot be enabled by itself.

When the ANSI X9.8 PIN - Allow modification of PAN access control point is enabled, the input PAN and output PAN parameters will be tested in the Encrypted PIN Translate and Secure Messaging for PINs verbs. The input PAN will be compared to the portions of the PAN that are recoverable from the decrypted PIN block. If the PANs are the same, the account number will be changed in the output PIN block.

ANSI X9.8 PIN - Allow only ANSI PIN blocks

In order to enable the ANSI X9.8 PIN - Allow only ANSI PIN blocks access control point, the ANSI X9.8 PIN - Enforce PIN block restrictions must also be enabled.

The **ANSI X9.8 PIN - Allow only ANSI PIN blocks** access control point cannot be enabled by itself.

When this access control point is enabled, the Encrypted PIN Translate verb allows reformatting of the PIN block as shown in [Table 155 on page 554](#).

Reformat to:	ISO Format 0	ISO Format 1	ISO Format 3
Reformat from:			
ISO Format 0	Reformat permitted. Change of PAN not permitted	Not permitted	Reformat permitted. Change of PAN not permitted.
ISO Format 1	Reformat permitted	Reformat permitted	Reformat permitted
ISO Format 3	Reformat permitted. Change of PAN not permitted.	Not permitted	Reformat permitted. Change of PAN not permitted.

Use stored decimalization tables only

The **ANSI X9.8 PIN - Use stored decimalization tables only** access control point can be enabled by itself.

When this access control point is enabled, the Secure Messaging for PINs, Clear PIN Generate Alternate, Encrypted PIN Generate, and Encrypted PIN Verify verbs must supply a decimalization table that matches the active decimalization tables stored in the coprocessors. The decimalization table in the *data_array* parameter will be compared against the active decimalization tables in the coprocessor, and if the supplied table matches a stored table, the request will be processed. If the supplied table doesn't match any of the stored tables or there are no stored tables, the request fails.

PIN decimalization tables can be stored in the in the Coprocessor, starting with CEX3C, for use by CCA verbs. Only tables that have been activated can be used. A TKE Workstation is required to manage the tables in the coprocessors.

The PIN profile

The PIN profile components include a block format, format control, pad digit, and key serial number.

The PIN profile consists of the following:

- PIN block format (see [“PIN block format” on page 555](#))
- Format control (see [“Format control” on page 557](#))
- Pad digit (see [“Pad digit” on page 558](#))

- Current Key Serial Number (for UKPT and DUKPT – see “Current key serial number” on page 559)

Table 156 on page 555 shows the format of a PIN profile.

<i>Table 156. Format of a PIN profile</i>	
Bytes	Description
0 - 7	PIN block format
8 - 15	Format control
16 - 23	Pad digit
24 - 47	Current Key Serial Number (for UKPT and DUKPT)

PIN block format

This keyword specifies the format of the PIN block. The 8-byte value must be left-aligned and padded with blanks.

Refer to [Table 157 on page 555](#) for a list of valid values.

<i>Table 157. Format values of PIN blocks</i>	
Format value	Description
ECI-2	Eurocheque International format 2
ECI-3	Eurocheque International format 3
ISO-0	ISO format 0, ANSI X9.8, VISA 1, and ECI 1
ISO-1	ISO format 1 and ECI 4
ISO-2	ISO format 2
ISO-3	ISO format 3
ISO-4	ISO format 4
VISA-2	VISA format 2
VISA-3	VISA format 3
VISA-4	VISA format 4
3621	IBM 3621 and 5906
3624	IBM 3624
4704-EPP	IBM 4704 encrypting PIN pad

PIN block format and PIN extraction method keywords

In the Clear PIN Generate Alternate, Encrypted PIN Translate, and Encrypted PIN Verify verbs, you can specify a PIN extraction keyword for a given PIN block format.

In the table below, the allowable PIN extraction methods are listed for each PIN block format. The first PIN extraction method keyword listed for a PIN block format is the default.

Table 158. PIN block format and PIN extraction method keywords

PIN block format	PIN extraction method keywords	Description
ECI-2	PINLEN04	The PIN extraction method keywords specify a PIN extraction method for a PINLEN04 format.
ECI-3	PINBLOCK	The PIN extraction method keywords specify a PIN extraction method for a PINBLOCK format.
ISO-0	PINBLOCK	The PIN extraction method keywords specify a PIN extraction method for a PINBLOCK format.
ISO-1	PINBLOCK	The PIN extraction method keywords specify a PIN extraction method for a PINBLOCK format.
ISO-2	PINBLOCK	The PIN extraction method keywords specify a PIN extraction method for a PINBLOCK format.
ISO-3	PINBLOCK	The PIN extraction method keywords specify a PIN extraction method for a PINBLOCK format.
VISA-2	PINBLOCK	The PIN extraction method keywords specify a PIN extraction method for a PINBLOCK format.
VISA-3	PINBLOCK	The PIN extraction method keywords specify a PIN extraction method for a PINBLOCK format.
VISA-4	PINBLOCK	The PIN extraction method keywords specify a PIN extraction method for a PINBLOCK format.
3621	PADDIGIT, HEXDIGIT, PINLEN04 - PINLEN12, PADEXIST	The PIN extraction method keywords specify a PIN extraction method for an IBM 3621 PIN block format. The first keyword, PADDIGIT, is the default PIN extraction method for the PIN block format.
3624	PADDIGIT, HEXDIGIT, PINLEN04 - PINLEN16, PADEXIST	The PIN extraction method keywords specify a PIN extraction method for an IBM 3624 PIN block format. The first keyword, PADDIGIT, is the default PIN extraction method for the PIN block format.
4704-EPP	PINBLOCK	The PIN extraction method keywords specify a PIN extraction method for a PINBLOCK format.

The PIN extraction methods operate as follows:

PINBLOCK

Specifies that the service verb use one of these:

- The PIN length, if the PIN block contains a PIN length field
- The PIN delimiter character, if the PIN block contains a PIN delimiter character.

PADDIGIT

Specifies that the verb use the pad value in the PIN profile to identify the end of the PIN.

HEXDIGIT

Specifies that the verb use the first occurrence of a digit in the range from X'A' to X'F' as the pad value to determine the PIN length

PINLENnn

Specifies that the verb use the length specified in the keyword, where *nn* can range from 04 - 16, the number of digits used to identify the PIN.

PADEXIST

Specifies that the verb use the character in the 16th position of the PIN block as the value of the pad value.

Enhanced PIN security mode

An enhanced PIN security mode is available. This optional mode is selected by enabling the **Enhanced PIN Security** (offset X'0313') access control point in the CEX*C default role.

When active, this control point affects all PIN verbs that extract or format a PIN using a PIN-block format of IBM 3624 with a PIN-extraction method of PADDIGIT .

Table 159 on page 557 summarizes the verbs affected by the enhanced PIN security mode, and describes the effect that the mode has when the access control point is enabled.

PIN-block format and PIN-extraction method	Affected verbs	PIN processing changes when Enhanced PIN Security Mode enabled
ECI-2, 3621, or 3624 formats AND PINLENnn	Clear PIN Generate Alternate Encrypted PIN Translate Encrypted PIN Verify	The PINLENnn keyword in the <i>rule_array</i> parameter for PIN extraction method is not allowed if the Enhanced PIN Security Mode is enabled. Note: The verb will fail with return code 8 and reason code X'7E0'.
IBM 3624 format and HEXDIGIT, PADDIGIT, or PADEXIST	Clear PIN Generate Alternate Encrypted PIN Translate Encrypted PIN Verify PIN Change/Unblock	PIN extraction determines the PIN length by scanning from right to left until a digit, not equal to the PAD digit, is found. The minimum PIN length is set at four digits, so scanning ceases one digit past the position of the fourth PIN digit in the block.
IBM 3624 format and HEXDIGIT, PADDIGIT, or PADEXIST	Clear PIN Encrypt Encrypted PIN Generate Encrypted PIN Translate	PIN formatting does not examine the PIN in the output PIN block to see if it contains the PAD digit.
IBM 3624 format and HEXDIGIT, PADDIGIT, or PADEXIST	Encrypted PIN Translate	Restricted to non-decimal digit for PADDIGIT.

Format control

This keyword specifies whether there is any control on the user-supplied PIN format.

The 8-byte value must be left-aligned and padded with blanks. The only permitted value is NONE, which indicates no format control will be used.

Pad digit

Some PIN formats require the pad digit parameter.

If the PIN format does not need a pad digit, the verb ignores this parameter. [Table 160 on page 558](#) shows the format of a pad digit. The PIN profile pad digit must be specified in upper case.

Bytes	Description
16 - 22	Seven space characters
23	Character representation of a hexadecimal pad digit or a space if a pad digit is not needed. Characters must be one of the following: digits 0 - 9, letters A - F, or a blank.

Each PIN format supports only a pad digit in a certain range. [Table 161 on page 558](#) lists the valid pad digits for each PIN block format.

PIN Block Format	Output PIN Profile	Input PIN Profile
ECI-2	Pad digit is not used	Pad digit is not used
ECI-3	Pad digit is not used	Pad digit is not used
ISO-0	F	Pad digit is not used
ISO-1	Pad digit is not used	Pad digit is not used
ISO-2	Pad digit is not used	Pad digit is not used
ISO-3	Pad digit is not used	Pad digit is not used
VISA-2	0 - 9	Pad digit is not used
VISA-3	0 - F	Pad digit is not used
VISA-4	F	Pad digit is not used
3621	0 - F	0 - F
3624	0 - F	0 - F
4704-EPP	F	Pad digit is not used

The verb returns an error indicating that the PAD digit is not valid if all of these conditions are met:

- The **Enhanced PIN Security** (offset X'0313') access control point is enabled in the active role.
- The output PIN profile specifies 3624 as the PIN-block format.
- The output PIN profile specifies a decimal digit (0 - 9) as the PAD digit.

Recommendations for the pad digit

IBM recommends to use a non-decimal pad digit in the range of A - F when processing IBM 3624 PIN blocks.

If you use a decimal pad digit, the creator of the PIN block must ensure that the calculated PIN does not contain the pad digit, or unpredictable results might occur.

For example, you can exclude a specific decimal digit from being in any calculated PIN by using the IBM 3624 calculation procedure and by specifying a decimalization table that does not contain the desired decimal pad digit.

Current key serial number

The current key serial number is the concatenation of the initial key serial number (a 59-bit value) and the encryption counter (a 21-bit value).

The concatenation is an 80-bit (10-byte) value. [Table 162 on page 559](#) shows the format of the current key serial number.

When UKPT or DUKPT is specified, the PIN profile parameter is extended to a 48-byte field and must contain the current key serial number.

Bytes	Description
24 - 47	Character representation of the current key serial number used to derive the initial PIN encrypting key. It is left-aligned and padded with 4 blanks.

Decimalization tables

Decimalization tables can be loaded in the coprocessors to restrict attacks using modified tables.

The management of the tables requires a TKE workstation.

These verbs make use of the stored decimalization tables:

- Clear PIN Generate (CSNBPGN)
- Clear PIN Generate Alternate (CSNBCPA)
- Encrypted PIN Generate (CSNBEPG)
- Encrypted PIN Verify (CSNBPVR)

The **ANSI X9.8 PIN - Use stored decimalization table only** (offset X'0356') access control point is used to restrict the use of the stored decimalization tables. When the access control point is enabled, the table supplied by the verb will be compared against the active tables stored in the coprocessor. If the supplied table does not match any of the active tables, the request will fail.

A TKE workstation (Version 7.1 or later) is required to manage the PIN decimalization tables. The tables must be loaded and then activated. Only active tables are checked when the access control point is enabled.

Note: CCA routes work to all active coprocessors based on workload. All coprocessors must have the same set of decimalization tables for the decimalization table access control point to be effective.

Visa Format Preserving Encryption

Format preserving encryption (FPE) is a method of encryption where the resulting ciphertext has the same form as the input cleartext. The form of the text can vary according to the usage and the application. The contained information provides background information which is helpful for using the Visa format preserving encryption (VFPE) services provided by CCA. The Visa Format Preserving Encryption (VFPE) has an algorithm that uses an alphabet parameter. An alphabet assigns a sequential number set for all potential characters for a given field type that is used in the conversion of payment card data prior to encryption.

One example for format preserving encryption is a 16 digit credit card number. After using FPE to encrypt a credit card number, the resulting ciphertext is another 16 digit number. In this example of the credit card number, the output ciphertext is limited to numeric digits only.

The FPE services require some knowledge of the input cleartext character set in order to create the appropriate output ciphertext. The CSNBFPEE, CSNBFPED, CSNBFPET, and CSNBPTRE callable services use the tables in the following subsections to determine valid character sets for the cleartext input parameters.

VFPE applies to these verbs:

- FPE Decipher (CSNBFPEd)
- FPE Encipher (CSNBFPEE)
- FPE Translate (CSNBFPET)
- Encrypted PIN Translate Enhanced (CSNBPTRE)

These CCA verbs use the tables in the following subsections to determine valid character sets for the cleartext input parameters. These services convert payment card data as required to or from VFPE alphabet numbers as determined by rule-array keyword. The alphabet tables below are meant to provide a reference for the valid set of characters for each of the four Visa payment card data formats (namely, PAN, Cardholder Name, Track 1 Discretionary Data, and Track 2 Discretionary Data).

VFPE payment card data can be in any one of these formats:

- For Track 2, a special modified 5-bit ASCII format, which allows parity checking of the digits, as specified in ISO 7811
- For Track 1, a special modified 7-bit ASCII format, which allows parity checking of the digits, as specified in ISO 7811-2 and ISO 7813
- 4-bit Binary Coded Decimal (BCD)
- 7-bit American Standard Code for Information Interchange (ASCII)
- 8-bit Extended Binary Coded Decimal Interchange Code (EBCDIC)

The conversion of payment card data to a VFPE alphabet prior to encryption serves to standardize the data. The converted encryption result is presented to the terminal application for constructing payment transaction data. When the converted encryption result is decrypted, the VFPE alphabet data can be converted back to any desired format.

When VFPE is applied to a transaction, it must always be applied to all occurrences of the following fields (when present), and in the following order:

1. Primary Account Number (PAN)
2. Cardholder Name
3. Track 1 Discretionary Data
4. Track 2 Discretionary Data

Any missing data fields will be skipped.

Each character in the set of characters for a given field type is assigned a unique VFPE alphabet number. VFPE requires translation of each payment card data character to its assigned VFPE alphabet number prior to encryption. Refer to [Table 163 on page 560](#).

Field type	VFPE alphabet used	Description
Primary Account Number (PAN)	<ul style="list-style-type: none"> • For releases starting with 5.0: BASE-10 alphabet. Refer to Table 164 on page 561 .	PAN data must be converted into the VFPE BASE-10 alphabet prior to encryption. Data is obtained from Track 1, Track 2, chip medium-scale integration (MSI), or chip account number.
Cardholder Name	<ul style="list-style-type: none"> • For releases starting with 5.0: Track 1 Cardholder Name alphabet. Refer to the third column of Table 165 on page 562 .	Cardholder Name data must be converted into the VFPE Track 1 Cardholder Name alphabet prior to encryption. Data is obtained from Track 1 or chip data.

Table 163. VFPE alphabet by field type (continued)

Field type	VFPE alphabet used	Description
Track 1 Discretionary Data	<ul style="list-style-type: none"> For releases starting with 5.0: Track 1 Discretionary Data alphabet. Refer to the second column of Table 165 on page 562 . Note: This table has all of the same characters as the VFPE Track 1 Cardholder Name alphabet plus two reserved name field characters, namely a period "." and a slash "/".	Track 1 Discretionary Data must be converted into the VFPE Track 1 Discretionary alphabet prior to encryption. Data is obtained from magnetic stripe or chip data.
Track 2 Discretionary Data	<ul style="list-style-type: none"> For release 5.0: BASE-16 alphabet. Refer to Table 166 on page 564 . <ul style="list-style-type: none"> For release 5.2: BASE-10 alphabet. Refer to Table 164 on page 561 .	Track 2 Discretionary Data must be converted into the VFPE BASE-10 alphabet prior to encryption. Data is obtained from the magnetic stripe or chip data.

Note:

1. Characters that are not found in the alphabet table should be skipped and not encrypted.
2. Reserved characters that are not in the table are intentionally missing. Missing reserved characters can be used for hardware control, start sentinel, field separate, or end sentinel.

VFPE BASE-10 alphabet

The VFPE BASE-10 alphabet is used for converting data when the character set only consists of numbers zero through nine (0 - 9). VFPE requires translation (conversion) of the following data to the VFPE alphabet number in [Table 164 on page 561](#):

- PAN data obtained from payment card Track 1, Track 2, chip MSI, or chip account number
- Track 2 Discretionary Data obtained from the magnetic strip or chip data.

Any of the data types shown in the table are supported. After the formatted encrypted data is decrypted, it can be translated to the same or a different data type than the original coding.

Table 164. VFPE BASE-10 alphabet for PAN data and Track 2 Discretionary Data

Character	VFPE alphabet number	ISO 7811 modified 5-bit ASCII	ISO 7811-2 and ISO 7813 Modified 7-bit ASCII	Normal data type encoding		
				4-bit binary coded decimal (BCD)	7-bit ASCII	8-bit EBCDIC
0	0	10000	0010000	0000	0110000	11110000
1	1	00001	1010001	0001	0110001	11110001
2	2	00010	1010010	0010	0110010	11110010
3	3	10011	0010011	0011	0110011	11110011
4	4	00100	1010100	0100	0110100	11110100
5	5	10101	0010101	0101	0110101	11110101

Table 164. VFPE BASE-10 alphabet for PAN data and Track 2 Discretionary Data (continued)

Character	VFPE alphabet number	ISO 7811 modified 5-bit ASCII	ISO 7811-2 and ISO 7813 Modified 7-bit ASCII	Normal data type encoding		
				4-bit binary coded decimal (BCD)	7-bit ASCII	8-bit EBCDIC
6	6	10110	0010110	0110	0110110	11110110
7	7	00111	1010111	0111	0110111	11110111
8	8	01000	1011000	1000	0111000	11111000
9	9	11001	0011001	1001	0111001	11111001

VFPE Track 1 Discretionary Data and Cardholder Name alphabets

There are two VFPE alphabets for Track 1 data. One is for VFPE Track 1 Discretionary Data, and the other for VFPE Track 1 Cardholder Name data:

- The VFPE Track 1 Discretionary Data alphabet is used for converting the Track 1 Discretionary Data obtained from payment card magnetic stripe or chip data. This alphabet includes two reserved name field characters, namely a period "." and a slash "/", that the VFPE Track 1 Cardholder Name alphabet does not have. If a period (".") or a slash ("/") character is encountered in Track 1 Discretionary Data, it should be converted and encrypted.
- The VFPE Track 1 Cardholder Name alphabet is used for converting the cardholder name data obtained from payment card Track 1 or chip data. If a period (".") or a slash ("/") character is encountered in Cardholder Name data, it should be skipped and not encrypted.

Refer to [Table 165 on page 562](#). Any of the data types shown in the table are supported. After the formatted and encrypted data is decrypted, it can be translated to the same or a different data type than the original coding.

Table 165. VFPE Track 1 Discretionary Data and Cardholder Name alphabets

Character	VFPE Track 1 Discretionary Data alphabet number	VFPE Track 1 Cardholder Name alphabet number	ISO 7811-2 and ISO 7813 Modified 7-bit ASCII data type	7-bit ASCII normal data type encoding	8-bit EBCDIC normal data type encoding
space	0	0	1000000	0100000	01000000
#	1	1	1000011	0100011	01111011
\$	2	2	0000100	0100100	01011011
(3	3	0001000	0101000	01001101
)	4	4	1001001	0101001	01011101
-	5	5	0001101	0101101	01100000
.	6	Skip	0001110	0101110	01001011
/	7	Skip	1001111	0101111	01100001
0	8	6	0010000	0110000	11110000
1	9	7	1010001	0110001	11110001
2	10	8	1010010	0110010	11110010

Table 165. VFPE Track 1 Discretionary Data and Cardholder Name alphabets (continued)

Character	VFPE Track 1 Discretionary Data alphabet number	VFPE Track 1 Cardholder Name alphabet number	ISO 7811-2 and ISO 7813 Modified 7-bit ASCII data type	7-bit ASCII normal data type encoding	8-bit EBCDIC normal data type encoding
3	11	9	0010011	0110011	11110011
4	12	10	1010100	0110100	11110100
5	13	11	0010101	0110101	11110101
6	14	12	0010110	0110110	11110110
7	15	13	1010111	0110111	11110111
8	16	14	1011000	0111000	11111000
9	17	15	0011001	0111001	11111001
A	18	16	1100001	1000001	11000001
B	19	17	1100010	1000010	11000010
C	20	18	0100011	1000011	11000011
D	21	19	1100100	1000100	11000100
E	22	20	0100101	1000101	11000101
F	23	21	0100110	1000110	11000110
G	24	22	1100111	1000111	11000111
H	25	23	1101000	1001000	11001000
I	26	24	0101001	1001001	11001001
J	27	25	0101010	1001010	11010001
K	28	26	1101011	1001011	11010010
L	29	27	0101100	1001100	11010011
M	30	28	1101101	1001101	11010100
N	31	29	1101110	1001110	11010101
O	32	30	0101111	1001111	11010110
P	33	31	1110000	1010000	11010111
Q	34	32	0110001	1010001	11011000
R	35	33	0110010	1010010	11011001
S	36	34	1110011	1010011	11100010
T	37	35	0110100	1010100	11100011
U	38	36	1110101	1010101	11100100
V	39	37	1110110	1010110	11100101
W	40	38	0110111	1010111	11100110
X	41	39	0111000	1011000	11100111
Y	42	40	1111001	1011001	11101000

Table 165. VFPE Track 1 Discretionary Data and Cardholder Name alphabets (continued)

Character	VFPE Track 1 Discretionary Data alphabet number	VFPE Track 1 Cardholder Name alphabet number	ISO 7811-2 and ISO 7813 Modified 7-bit ASCII data type	7-bit ASCII normal data type encoding	8-bit EBCDIC normal data type encoding
Z	43	41	1111010	1011010	11101001
[44	42	0111011	1011011	10111010
\	45	43	1111100	1011100	11100000
]	46	44	0111110	1011101	10111011

Base-16 alphabet

Cards are encoded with the special ISO 7811 modified 5-bit ASCII encoding for track 2. This data type allows parity checking of the digits. Many systems require this encoding to be converted into standard data types for processing. Other data fields may use base-16 encoding and would use this same alphabet when performing VFPE. These data types support values in the ranges 0 - 9 and A - F.

VFPE requires translation of the characters of the VFPE alphabet number prior to encryption. Therefore, any of the data types shown in Table 190 are supported. Decryption may use the same or a different data type than the original encoding. This alphabet requires the following values to be used in the VFPE algorithm:

Number of characters in alphabet('n'): 16

Table 166. Base-16 alphabet

VFPE alphabet number	ISO 7811 modified 5-bit ASCII encoding		Normal data type encoding			
	Character	Binary	Character	4-bit binary coded decimal	7-bit ASCII	8-bit EBCDIC
0	0	10000	0	0000	0110000	11110000
1	1	00001	1	0001	0110001	11110001
2	2	00010	2	0010	0110010	11110010
3	3	10011	3	0011	0110011	11110011
4	4	00100	4	0100	0110100	11110100
5	5	10101	5	0101	0110101	11110101
6	6	10110	6	0110	0110110	11110110
7	7	00111	7	0111	0110111	11110111
8	8	01000	8	1000	0111000	11111000
9	9	11001	9	1001	0111001	11111001
10	:	11010	A	1010	1000001	11000001
11	;	01011	B	1011	1000010	11000010
12	<	11100	C	1100	1000011	11000011
13	=	01101	D	1101	1000100	11000100

Table 166. Base-16 alphabet (continued)

VFPE alphabet number	ISO 7811 modified 5-bit ASCII encoding		Normal data type encoding			
	Character	Binary	Character	4-bit binary coded decimal	7-bit ASCII	8-bit EBCDIC
14	>	01110	E	1110	1000101	11000101
15	?	11111	F	1111	1000110	11000110

Usage notes for FPE Encipher (CSNBFPEE) and FPE Decipher (CSNBFPEd) services

The CSNBFPEE and CSNBFPEd services support two options:

1. the standard encryption or decryption option which uses the DES CBC mode of operation
2. the Visa Format Preserving Encryption (VFPE) option.

If the standard encryption or decryption option was selected, the plaintext data was formatted into blocks and then encrypted or decrypted with triple-DES with a static TDES key or a DUKPT double length data encryption or decryption key. For the decryption operation, the data blocks must be decrypted and unblocked to produce the plaintext. If the data was encrypted or decrypted with the VFPE option, it was processed in place without changing the data type or length of the field. Also, DUKPT key management is used.

These services can be used to encrypt or decrypt one or all of the following fields:

- the primary account number (PAN),
- the cardholder name,
- the track 1 discretionary data, or
- the track 2 discretionary data.

There are three encryption or decryption options:

1. the standard option with CBC mode TDES and DUKPT keys
2. the VFPE option with DUKPT keys
3. the standard option with CBC mode TDES and double-length TDES keys.

To use these services, you must specify the following:

- the processing method, which is limited to Visa Data Secure Platform (VDSP)
- the key management method, either STATIC or DUKPT
- the algorithm, which is limited to TDES
- the mode, either CBC or Visa Format Preserving Encryption (VFPE)
- the plaintext to be encrypted or decrypted
- the character set of each field to be encrypted or decrypted using rule-array keywords
- the base derivation key and key serial number if DUKPT key management is used, or a double-length TDES key if STATIC key management is used
- a compliance or non-compliance indicator for the check digit of the PAN to be processed if VFPE is specified.

The services return the encrypted or decrypted fields and optionally, the DUKPT PIN key, if the DUKPT key management is selected and the PINKEY rule is specified.

Authentication Parameter Generate (CSNBAPG)

The Authentication Parameter Generate service generates an authentication parameter (AP) and returns it encrypted using the key supplied in the **AP_encrypting_key_identifier** parameter.

Note: This verb supports PCI-HSM 2016 compliant-tagged key tokens.

Format

The format of CSNBAPG.

```
CSNBAPG(
    return_code,
    reason_code,
    exit_data_length,
    exit_data,
    rule_array_count,
    rule_array,
    inbound_PIN_encrypting_key_identifier_length,
    inbound_PIN_encrypting_key_identifier,
    encrypted_PIN_block,
    issuer_domestic_code,
    card_secure_code,
    PAN_data,
    AP_encrypting_key_identifier_length,
    AP_encrypting_key_identifier,
    AP_value)
```

Parameters

The parameters for CSNBAPG.

For the definitions of the *return_code*, *reason_code*, *exit_data_length*, and *exit_data* parameters, see “Parameters common to all verbs” on page 18.

rule_array_count

Direction: Input
Type: Integer

A pointer to an integer variable containing the number of elements in the **rule_array** variable. This value must be 0, 1, or 2.

rule_array

Direction: Input
Type: String array

The keywords that provide control information to the verb. The **rule_array** keywords are described in Table 167 on page 566.

Table 167. Keywords for Authentication Parameter Generate control information	
Keyword	Description
AP Protection Method (One, optional)	
ENCRYPT	Specifies that the AP value should be returned encrypted under the AP_encrypting_key_identifier parameter. This is the default.
CLEAR	Specifies that the AP value should be returned in the clear.
AP Value Format (One, optional)	
BCD	Specifies the output format of the AP as packed binary coded decimal. This is the default.

inbound_PIN_encrypting_key_identifier_length**Direction:** Input**Type:** Integer

Length of the **inbound_PIN_encrypting_key_identifier** parameter in bytes. This value must be 64.

inbound_PIN_encrypting_key_identifier**Direction:** Input**Type:** String

An operational key token or the label of the AES or DES key storage record containing a double length IPINENC key that decrypts the PIN block.

If the token supplied was encrypted under the old master key, the token is returned encrypted under the current master key.

encrypted_PIN_block**Direction:** Input**Type:** String

The ISO-0 PIN block encrypted with the **inbound_PIN_encrypting_key_identifier**. The PIN within the PIN block must be a 5-digit value.

issuer_domestic_code**Direction:** Input**Type:** String

A 5 byte alphanumeric character string.

card_secure_code**Direction:** Input**Type:** String

An 8 byte string of digits grouped into two 4 byte sections. The 4 digits in a section cannot all be zero, for example, the value 0000 is invalid.

PAN_data**Direction:** Input**Type:** String

The personal account number (PAN). Must be 12 characters long.

AP_encrypting_key_identifier_length**Direction:** Input**Type:** Integer

The length of the **AP_encrypting_key_identifier** parameter in bytes. This value is 64 when a label is supplied. When the key identifier is a key token, the value is the length of the token. The maximum value is 725. The value may be 0 when the CLEAR **rule_array** keyword is specified.

AP_encrypting_key_identifier**Direction:** Input

Authentication Parameter Generate (CSNBAPG)

Type: String

An internal key token or the label of the AES or DES key storage record containing a double length DATA key used to encrypt the **AP_value**. If the AP Protection Method was specified as CLEAR keyword in the **rule_array** parameter, this parameter is ignored.

If the token supplied was encrypted under the old master key, the token is returned encrypted under the current master key.

AP_value

Direction: Output

Type: String

An 8 byte character string containing the generated authentication parameter.

Restrictions

The restrictions for CSNBAPG.

Support for three-key Triple-DES keys is not available in releases before Release 5.4 and Release 6.2. Beginning with Release 5.4 and Release 6.2, this verb supports triple-length DES keys. For a list of supported three-key Triple-DES key types beginning with Release 5.4 and Release 6.2, see [Table 10 on page 67](#).

Required commands

The required commands for CSNBAPG.

The Authentication Parameter Generate verb requires the **Authentication Parameter Generate** command (offset X'02B1') to be enabled in the active role.

In addition, rule-array keyword CLEAR requires the **Authentication Parameter Generate - Clear** command (offset X'02B2') to be enabled in the active role.

Usage notes

The usage notes for CSNBAPG.

None.

JNI version

This verb has a Java Native Interface (JNI) version, which is named CSNBAPGJ .

See [“Building Java applications using the CCA JNI”](#) on page 23.

Format

```
public native void CSNBAPGJ(  
    hikmNativeNumber return_code,  
    hikmNativeNumber reason_code,  
    hikmNativeNumber exit_data_length,  
    byte[] exit_data,  
    hikmNativeNumber rule_array_count,  
    byte[] rule_array,  
    hikmNativeNumber inbound_PIN_encrypting_key_identifier_length,  
    byte[] inbound_PIN_encrypting_key_identifier,  
    byte[] encrypted_PIN_block,  
    byte[] issuer_domestic_code,  
    byte[] card_secure_code,  
    byte[] PAN_data,  
    hikmNativeNumber AP_encrypting_key_identifier_length,  
    byte[] AP_encrypting_key_identifier,
```

```
byte[] AP_value;
```

Clear PIN Encrypt (CSNBCPE)

The Clear PIN Encrypt verb formats a PIN into one of the following PIN block formats and encrypts the results.

You can use this verb to create an encrypted PIN block for transmission. With the RANDOM keyword, you can have the verb generate random PIN numbers. The following PIN-block formats are supported:

- IBM 3621 format
- IBM 3624 format
- ISO-0 format (same as the ANSI X9.8, VISA-1, and ECI formats)
- ISO-1 format (same as the ECI-4 format)
- ISO-2 format
- ISO-3 format
- ISO-4 format (Release 5.4 or later)
- IBM 4704 encrypting PINPAD (4704-EPP) format
- VISA 2 format
- VISA 3 format
- VISA 4 format
- ECI2 format
- ECI3 format

Note: A clear PIN is a sensitive piece of information. Ensure your application program and system design provide adequate protection for any clear PIN value.

To use this verb, specify the following data:

- A key that is used to encrypt the PIN block.
- A clear PIN. When you generate random PINs, the **clear_PIN** variable specifies the length of the generated-PIN value by the number of left-aligned numeral zero characters. The remainder of the variable must be padded on the right with space characters.
- A PIN profile that specifies the format of the PIN block to be created, and any pad digit; see [“The PIN profile” on page 554](#).
- When using the ISO-0, ISO-3 or, beginning with Release 5.4, ISO-4 PIN-block format, the **PAN_data** variable provides the account number that is X-OR-ed with the PIN information.
- The sequence number. Specify a value of 99999 in the integer variable.

The verb performs the following tasks:

- Formats the PIN into the specified PIN-block format.
- For a PIN-block format other than ISO-4, checks the control vector of the DES OPINENC key by verifying that CV bit 18 = B'1' (CPINENC). For a PIN-block format of ISO-4, checks the key usage of the AES PINPROT key by verifying that the key can be used for encryption but not decryption. The encryption mode is CBC, the key can be used to encrypt a clear key (CPINENC), and the key can allow ISO-4 PIN-block formatting.
- For a PIN-block format other than ISO-4, encrypts the PIN block in ECB mode. For a PIN-block format of ISO-4, encrypts the PIN block in CBC mode.
- Returns the encrypted PIN-block in the **encrypted_PIN_block** variable.

Note: This verb supports PCI-HSM 2016 compliant-tagged key tokens.

Format

The format of CSNBCPE.

```
CSNBCPE(
    return_code,
    reason_code,
    exit_data_length,
    exit_data,
    PIN_encrypting_key_identifier,
    rule_array_count,
    rule_array,
    clear_PIN,
    PIN_profile,
    PAN_data,
    sequence_number,
    encrypted_PIN_block)
```

Parameters

The parameter definitions for CSNBCPE.

For the definitions of the *return_code*, *reason_code*, *exit_data_length*, and *exit_data* parameters, see “Parameters common to all verbs” on page 18.

PIN_encrypting_key_identifier

Direction: Input/Output

Type: String

A pointer to a string variable containing an operational fixed-length DES key-token, beginning with Release 5.4 an operational variable-length AES key-token, or a key label of such a record in AES or DES key storage. The key token contains the key that encrypts the PIN block.

When the PIN-block format of the *PIN_profile* variable does not specify ISO-4, identify a fixed-length DES key-token with a key type of OPINENC. In addition, the control vector of the key token must have CV bit 18 = B'1' (CPINENC).

When the PIN-block format of the **PIN_profile** variable specifies ISO-4, identify a variable-length symmetric key-token with a token algorithm of AES and a key type of PINPROT. In addition, the key usage fields must have the encryption operation set so that the key can be used for encryption but not decryption (ENCRYPT), the encryption mode set to Cipher Block Chaining (CBC), the function usage set so that the key can be used to encrypt a clear key (CPINENC), the common control usage set to NOFLDFMT, and the PIN-block format usage set to allow ISO-4.

rule_array_count

Direction: Input

Type: Integer

A pointer to an integer variable containing the number of elements in the **rule_array** variable. Valid values are 0 and 1.

rule_array

Direction: Input

Type: String array

Keywords that provide control information to the verb. The keyword is left-aligned in an 8-byte field and padded on the right with blanks. All keywords must be in contiguous storage. The *rule_array* keywords are described in [Table 168 on page 571](#)

Table 168. Keywords for Clear PIN Encrypt control information	
Keyword	Description
<i>Process Rule</i> (Optional)	
ENCRYPT	This is the default. Use of this keyword is optional.
RANDOM	Causes the verb to generate a random PIN value. The length of the PIN is based on the value in the <i>clear_PIN</i> variable. Set the value of the clear PIN to zero and use as many digits as the desired random PIN. Pad the remainder of the clear PIN variable with space characters.

clear_PIN**Direction:** Input**Type:** String

A 16-character string with the clear PIN. The value in this variable must be left-aligned and padded on the right with space characters.

PIN_profile**Direction:** Input**Type:** String array

A 24-byte string containing three 8-byte elements with a PIN block format keyword, the format control keyword, NONE, and a pad digit as required by certain formats. See [“The PIN profile” on page 554](#) for additional information.

PAN_data**Direction:** Input**Type:** String

A 12-byte PAN in character format. The verb uses this parameter if the **PIN_profile** parameter specifies the ISO-0, ISO-3, ISO-4, or VISA-4 keyword for the PIN block format. Otherwise, ensure this parameter is a 12-byte variable in application storage. The information in this variable will be ignored, but the variable must be specified.

Note: When using the ISO-0 or ISO-3 keyword, use the 12 rightmost digits of the PAN data, excluding the check digit. When using the VISA-4 keyword, use the 12 leftmost digits of the PAN data, excluding the check digit.

Table 169 on page 571 shows the length and the format of the **PAN_data** variable based on the PIN-block format specified in the **PIN_profile** variable:

Table 169. CSNBCPE PAN_data length and format		
PIN-block format	Length of PAN_data variable	Format of PAN_data variable
ISO-0 or ISO-3	12	Contains the 12 rightmost digits of the PAN, ranging from 0 – 9 in ASCII character format.
ISO-4 (Release 5.4 or later)	21	See Table 170 on page 572 for the definition of the 21-byte structure for the PAN_data variable when the PIN-block format specifies ISO-4.
Not ISO-0, ISO-3, or ISO-4	12	Specify a 12-byte variable that must be declared but is otherwise ignored.

Usage notes

Usage notes for CSNBCPE.

None.

JNI version

This verb has a Java Native Interface (JNI) version, which is named CSNBCPEJ.

See [“Building Java applications using the CCA JNI”](#) on page 23.

Format

```
public native void CSNBCPEJ(
    hikmNativeNumber return_code,
    hikmNativeNumber reason_code,
    hikmNativeNumber exit_data_length,
    byte[] exit_data,
    byte[] PIN_encrypting_key_identifier,
    hikmNativeNumber rule_array_count,
    byte[] rule_array,
    byte[] clear_PIN,
    byte[] PIN_profile,
    byte[] PAN_data,
    hikmNativeNumber sequence_number,
    byte[] encrypted_PIN_block);
```

Clear PIN Generate (CSNBPGN)

Use the Clear PIN Generate verb to generate a clear PIN, a PIN validation value (PVV), or an offset according to an algorithm.

You supply the algorithm or process rule using the *rule_array* parameter.

- IBM 3624 (IBM-PIN or IBM-PINO)
- VISA PIN validation value (VISA-PVV)
- Interbank PIN (INBK-PIN)

For guidance information about VISA, see their appropriate publications.

Note: This verb supports PCI-HSM 2016 compliant-tagged key tokens.

Format

The format of CSNBPGN.

```
CSNBPGN(
    return_code,
    reason_code,
    exit_data_length,
    exit_data,
    PIN_generating_key_identifier,
    rule_array_count,
    rule_array,
    PIN_length,
    PIN_check_length,
    data_array,
    returned_result)
```

Parameters

The parameters for CSNBPGN.

For the definitions of the *return_code*, *reason_code*, *exit_data_length*, and *exit_data* parameters, see [“Parameters common to all verbs”](#) on page 18.

Clear PIN Generate (CSNBPGN)

PIN_generating_key_identifier

Direction: Input/Output

Type: String

The 64-byte key label or internal key token that identifies the PIN generation (PINGEN) key.

rule_array_count

Direction: Input

Type: Integer

A pointer to an integer variable containing the number of elements in the *rule_array* variable. This value must be 1.

rule_array

Direction: Input

Type: String array

The process rule provides control information to the verb. The keyword is left-aligned in an 8-byte field and padded on the right with blanks. The *rule_array* keyword is described in [Table 171 on page 574](#).

Keyword	Description
Process Rule (One, required)	
GBP-PIN	The IBM German Bank Pool PIN, which uses the institution PINGEN key to generate an institution PIN (IPIN).
IBM-PIN	The IBM 3624 PIN, which is an institution-assigned PIN. It does not calculate the PIN offset.
IBM-PINO	The IBM 3624 PIN offset, which is a customer-selected PIN and calculates the PIN offset (the output).
INBK-PIN	The Interbank PIN that is generated.
VISA-PVV	The VISA PIN validation value. Input is the customer PIN.

PIN_length

Direction: Input

Type: Integer

The length of the PIN used for the IBM algorithms only, IBM-PIN or IBM-PINO. Otherwise, this parameter is ignored. Specify an integer in the range 4 - 16.

PIN_check_length

Direction: Input

Type: Integer

The length of the PIN offset used for the IBM-PINO process rule only. Otherwise, this parameter is ignored. Specify an integer from 4 - 16.

Note: The PIN check length must be less than or equal to the integer specified in the *PIN_length* parameter.

data_array

Direction: Input
Type: String

Three 16-byte data elements required by the corresponding *rule_array* parameter. The data array consists of three 16-byte fields or elements whose specification depends on the process rule. If a process rule only requires one or two 16-byte fields, the rest of the data array is ignored by the verb. Table 172 on page 575 describes the array elements.

Array element	Description
Clear_PIN	Clear user selected PIN of 4 - 12 digits of 0 - 9. Left-aligned and padded with spaces. For IBM-PINO, this is the clear customer PIN (CSPIN).
Decimalization_table	Decimalization table for IBM and GBP only. Sixteen digits of 0 - 9. If the ANSI X9.8 PIN - Use stored decimalization table only access control point (X'0356') is enabled in the active role, this table must match one of the active decimalization tables in the coprocessors.
Trans_sec_parm	For VISA only, the leftmost sixteen digits. Eleven digits of the personal account number (PAN). One digit key index. Four digits of customer selected PIN. For Interbank only, sixteen digits. Eleven rightmost digits of the personal account number (PAN). A constant of 6. One digit key selector index. Three digits of PIN validation data.
Validation_data	Validation data for IBM and IBM German Bank Pool padded to 16 bytes. One to sixteen characters of hexadecimal account data left-aligned and padded on the right with blanks.

Table 173 on page 575 lists the data array elements required by the process rule (*rule_array* parameter). The numbers refer to the process rule's position within the array.

Process Rule	IBM-PIN	IBM-PINO	GBP-PIN	GBP-PINO	VISA-PVV	INBK-PIN
Decimalization_table	1	1	1	1		
Validation_data	2	2	2	2		
Clear_PIN		3		3		
Trans_sec_parm					1	1

Note: Generate offset for GBP algorithm is equivalent to IBM offset generation with *PIN_check_length* of 4 and *PIN_length* of 6.

returned_result

Direction: Output
Type: String

The 16-byte generated output, left-aligned, and padded on the right with blanks.

Restrictions

The restrictions for CSNBPGN.

Beginning with Release 5.4 and Release 6.2, this verb supports triple-length TDES keys. For a list of supported triple-length TDES key types beginning with Release 5.4 and Release 6.2, see [Table 10 on page 67](#).

Required commands

The required commands for CSNBPGN.

This verb requires the **Clear PIN Generate - 3624** command (offset X'00A0') to be enabled in the active role.

Whenever the **ANSI X9.8 PIN - Use stored decimalization table only** command (offset X'0356') is enabled in the active role, the `Decimalization_table` element of the `data_array` value must match one of the PIN decimalization tables that are in the active state on the coprocessor. Use of this command provides improved security and control for PIN decimalization tables.

Usage notes

The usage notes for CSNBPGN.

If you are using the IBM 3624 PIN and IBM German Bank Pool PIN algorithms, you can supply an unencrypted customer selected PIN to generate a PIN offset.

Related information

Related information about CSNBPGN.

The algorithms are described in detail in [Chapter 24, “PIN formats and algorithms,” on page 1219](#).

JNI version

This verb has a Java Native Interface (JNI) version, which is named CSNBPGNJ.

See [“Building Java applications using the CCA JNI” on page 23](#).

Format

```
public native void CSNBPGNJ(  
    hikmNativeNumber    return_code,  
    hikmNativeNumber    reason_code,  
    hikmNativeNumber    exit_data_length,  
    byte[]               exit_data,  
    byte[]               PIN_generating_key_identifier,  
    hikmNativeNumber    rule_array_count,  
    byte[]               rule_array,  
    hikmNativeNumber    PIN_length,  
    hikmNativeNumber    PIN_check_length,  
    byte[]               data_array,  
    byte[]               returned_result);
```

Clear PIN Generate Alternate (CSNBCPA)

Use the Clear PIN Generate Alternate verb to generate a clear VISA PVV (PIN validation value) from an input encrypted PIN block or to produce a 3624 offset from a customer-selected encrypted PIN.

The PIN block can be encrypted under either an input PIN-encrypting key (IPINENC) or an output PIN-encrypting key (OPINENC).

Note: This verb supports PCI-HSM 2016 compliant-tagged key tokens.

Format

The format of CSNBCPA.

```
CSNBCPA(
    return_code,
    reason_code,
    exit_data_length,
    exit_data,
    PIN_encryption_key_identifier,
    PIN_generation_key_identifier,
    PIN_profile,
    PAN_data,
    encrypted_PIN_block,
    rule_array_count,
    rule_array,
    PIN_check_length,
    data_array,
    returned_PVV)
```

Parameters

The parameters for CSNBCPA.

For the definitions of the *return_code*, *reason_code*, *exit_data_length*, and *exit_data* parameters, see [“Parameters common to all verbs” on page 18](#).

PIN_encryption_key_identifier

Direction: Input/Output

Type: String

A 64-byte string consisting of an internal token that contains an IPINENC or OPINENC key or the label of an IPINENC or OPINENC key that is used to encrypt the PIN block. If you specify a label, it must resolve uniquely to either an IPINENC or OPINENC key.

PIN_generation_key_identifier

Direction: Input/Output

Type: String

A 64-byte string that consists of an internal token that contains a PIN generation (PINGEN) key or the label of a PINGEN key.

PIN_profile

Direction: Input

Type: String

The three 8-byte character elements that contain information necessary to extract a PIN from a formatted PIN block. The pad digit is needed to extract the PIN from a 3624 or 3621 PIN block in the Clear PIN Generate Alternate verb. See [“The PIN profile” on page 554](#) for additional information.

PAN_data

Direction: Input

Type: String

A 12-byte field that contains 12 characters of PAN data. The personal account number recovers the PIN from the PIN block if the PIN profile specifies ISO-0 or VISA-4 block formats. Otherwise it is ignored, but you must specify this parameter.

Clear PIN Generate Alternate (CSNBCPA)

For ISO-0 or ISO-3, use the rightmost 12 digits of the PAN, excluding the check digit. For VISA-4, use the leftmost 12 digits of the PAN, excluding the check digit.

encrypted_PIN_block

Direction: Input
Type: String

An 8-byte field that contains the encrypted PIN that is input to the VISA PVV generation algorithm. The verb uses the IPINENC or OPINENC key that is specified in the *PIN_encryption_key_identifier* parameter to encrypt the block.

rule_array_count

Direction: Input
Type: Integer

A pointer to an integer variable containing the number of elements in the *rule_array* variable. This value must be 1 or 2. If the default extraction method for a PIN block format is desired, specify the *rule_array_count* value as 1.

rule_array

Direction: Input
Type: String array

The process rule for the PIN generation algorithm. Specify IBM-PINO or VISA-PVV (the VISA PIN verification value) in an 8-byte field, left-aligned, and padded with blanks. The *rule_array* points to an array of one or two 8-byte elements. The *rule_array* keywords are described in [Table 174 on page 578](#).

Keyword	Description
PIN calculation method (One required)	
IBM-PINO	This keyword specifies use of the IBM 3624 PIN Offset calculation method.
VISA-PVV	This keyword specifies use of the VISA PVV calculation method.
PIN extraction method (One optional) See the text following this table.	

If the *PIN extraction method* is provided, one of the PIN extraction method keywords shown in [Table 158 on page 556](#) can be specified for the given PIN block format. See “PIN block format and PIN extraction method keywords” on [page 555](#) for additional information. If the default extraction method for a PIN block format is desired, specify the *rule_array_count* value as 1.

The PIN extraction methods operate as follows:

PINBLOCK

Specifies that the verb use one of the following:

- The PIN length, if the PIN block contains a PIN length field
- The PIN delimiter character, if the PIN block contains a PIN delimiter character.

PADDIGIT

Specifies that the verb use the pad value in the PIN profile to identify the end of the PIN.

HEXDIGIT

Specifies that the verb use the first occurrence of a digit in the range from X'A' to X'F' as the pad value to determine the PIN length.

PINLENnn

Specifies that the verb use the length specified in the keyword, where *nn* can range from 04 - 16, to identify the PIN.

The PINLENnn keywords are disabled for this verb by default. If these keywords are used, return code 8 with reason code 33 is returned. To enable them, the **Enhanced PIN Security** command (bit X'0313') must be enabled using a TKE.

PADEXIST

Specifies that the verb use the character in the 16th position of the PIN block as the value of the pad value.

PIN_check_length

Direction: Input

Type: Integer

The length of the PIN offset used only for the IBM-PINO process rule. Otherwise, this parameter is ignored. Specify an integer from 4 - 16.

Note: The PIN check length must be less than or equal to the integer specified in the *PIN_length* parameter.

data_array

Direction: Input

Type: String

Three 16-byte elements. Table 175 on page 579 describes the format when IBM-PINO is specified. Table 176 on page 579 describes the format when VISA-PVV is specified.

<i>Table 175. Array elements for Clear PIN Generate Alternate, data_array (IBM-PINO)</i>	
Array element	Description
Decimalization_table	This element contains the decimalization table of 16 characters (0 - 9) that are used to convert hexadecimal digits (X'0' - X'F') of the enciphered validation data to the decimal digits (X'0' - X'9'). If the ANSI X9.8 PIN - Use stored decimalization table only access control point (X'0356') is enabled in the active role, this table must match one of the active decimalization tables in the coprocessors.
validation_data	This element contains 1 - 16 characters of account data. The data must be left-aligned and padded on the right with space characters.
Reserved-3	This field is ignored, but you must specify it.

<i>Table 176. Array elements for Clear PIN Generate Alternate, data_array (VISA-PVV)</i>	
Array element	Description
Trans_sec_parm	For VISA-PVV only, the leftmost twelve digits. Eleven digits of the personal account number (PAN). One digit key index. The rest of the field is ignored.
Reserved-2	This field is ignored, but you must specify it.
Reserved-3	This field is ignored, but you must specify it.

returned_PVV

Direction: Output

Clear PIN Generate Alternate (CSNBCPA)

Type: String

A 16-byte area that contains the 4-byte PVV left-aligned and padded with blanks.

Restrictions

The restrictions for CSNBCPA.

Beginning with Release 5.4 and Release 6.2, this verb supports triple-length TDES keys. For a list of supported triple-length TDES key types beginning with Release 5.4 and Release 6.2, see [Table 10 on page 67](#).

Required commands

The required commands for CSNBCPA.

This verb requires the commands shown in the following table to be enabled in the active role based on the keyword specified for the PIN-calculation method:

Rule-array keyword	Offset	Command
IBM-PINO	X'00A4'	Clear PIN Generate Alternate - 3624 Offset
VISA-PVV	X'00BB'	Clear PIN Generate Alternate - VISA PVV

An enhanced PIN security mode, on the CEX*C is available for extracting PINs from encrypted PIN blocks. This mode only applies when specifying a PIN-extraction method for an IBM 3624 PIN-block. To do this, you must enable the **Enhanced PIN Security** (offset X'0313') access control point in the default role. When activated, this mode limits checking of the PIN to decimal digits and a PIN length minimum of 4 is enforced. No other PIN-block consistency checking will occur.

An enhanced PIN security mode starting with CEX3C is available beginning with Release 4.1.0, to implement restrictions required by the ANSI X9.8 PIN standard. The restrictions are to accept only a *PIN_profile* variable that contains a PIN-block format of ISO-0 or ISO-3. To enforce these restrictions, you must enable the following access control points in the default role:

- **ANSI X9.8 PIN - Enforce PIN block restrictions** (X'0350')

For more information, see [“ANSI X9.8 PIN restrictions” on page 553](#).

Note: A role with offset X'0350' enabled also affects access control of the Encrypted PIN Translate and the Secure Messaging for PINs verbs.

Whenever the **ANSI X9.8 PIN - Use stored decimalization tables only** command (offset X'0356') is enabled in the active role, the *Decimalization_table* element of the *data_array* value must match one of the PIN decimalization tables that are in the active state on the coprocessor. Use of this command provides improved security and control for PIN decimalization tables. The VISA-PVV PIN-calculation method does not have a *Decimalization_table* element and is therefore not affected by this command.

Usage notes

The usage notes for CSNBCPA.

None.

JNI version

This verb has a Java Native Interface (JNI) version, which is named CSNBCPAJ.

See [“Building Java applications using the CCA JNI” on page 23](#).

Format

```
public native void CSNBPAJ(
    hikmNativeNumber return_code,
    hikmNativeNumber reason_code,
    hikmNativeNumber exit_data_length,
    byte[] exit_data,
    byte[] inbound_PIN_encrypting_key_identifier,
    byte[] PIN_generating_key_identifier,
    byte[] input_PIN_profile,
    byte[] PAN_data,
    byte[] encrypted_PIN_block,
    hikmNativeNumber rule_array_count,
    byte[] rule_array,
    hikmNativeNumber PIN_check_length,
    byte[] data_array,
    byte[] returned_PVV);
```

CVV Generate (CSNBCSG)

Use the CVV Generate verb to generate a VISA Card Verification Value (CVV) or MasterCard Card Verification Code (CVC) as defined for track 2.

This verb generates a CVV that is based on the information that the *PAN_data*, the *expiration_date*, and the *service_code* parameters provide. This verb uses the Key-A and the Key-B keys to cryptographically process this information. Key-A and Key-B can be single-length DATA or MAC keys, or a combined Key-A, Key-B double length DATA or MAC key. If the requested CVV is shorter than 5 characters, the CVV is padded on the right by space characters. The CVV is returned in the 5-byte variable that the *CVV_value* parameter identifies. When you verify a CVV, compare the result to the value that the *CVV_value* supplies.

See CVV Key Combine (CSNBCKC) for information on combining two single-length MAC-capable keys into one double-length key.

Note: This verb supports PCI-HSM 2016 compliant-tagged key tokens.

Format

The format of CSNBCSG.

```
CSNBCSG(
    return_code,
    reason_code,
    exit_data_length,
    exit_data,
    rule_array_count,
    rule_array,
    PAN_data,
    expiration_date,
    service_code,
    CVV_key_A_Identifier,
    CVV_key_B_Identifier,
    CVV_value)
```

Parameters

The parameters for CSNBCSG.

For the definitions of the *return_code*, *reason_code*, *exit_data_length*, and *exit_data* parameters, see [“Parameters common to all verbs” on page 18](#).

rule_array_count

Direction: Input

Type: Integer

A pointer to an integer variable containing the number of elements in the *rule_array* variable. This value must be 0, 1, or 2.

rule_array

Direction: Input

Type: String array

Keywords that provide control information to the verb. Each keyword is left-aligned in 8-byte fields and padded on the right with blanks. All keywords must be in contiguous storage. The *rule_array* keywords are described in [Table 177 on page 582](#).

<i>Table 177. Keywords for CVV Generate control information</i>	
Keyword	Description
PAN data length (One, optional)	
PAN-13	Specifies that the length of the PAN data is 13 bytes. PAN-13 is the default value.
PAN-14	Specifies that the length of the PAN data is 14 bytes.
PAN-15	Specifies that the length of the PAN data is 15 bytes.
PAN-16	Specifies that the length of the PAN data is 16 bytes.
PAN-17	Specifies that the length of the PAN data is 17 bytes.
PAN-18	Specifies that the length of the PAN data is 18 bytes.
PAN-19	Specifies that the length of the PAN data is 19 bytes.
CVV length (One, optional)	
CVV-1	Specifies that the CVV is to be computed as one byte, followed by four blanks. CVV-1 is the default value.
CVV-2	Specifies that the CVV is to be computed as two bytes, followed by three blanks.
CVV-3	Specifies that the CVV is to be computed as three bytes, followed by two blanks.
CVV-4	Specifies that the CVV is to be computed as four bytes, followed by one blank.
CVV-5	Specifies that the CVV is to be computed as five bytes.

PAN_data

Direction: Input

Type: String

The *PAN_data* parameter specifies an address that points to the place in application data storage that contains personal account number (PAN) information in character form. The PAN is the account number as defined for the track-2 magnetic-stripe standards. If the **PAN-*nn*** keyword is specified in the *rule_array*, where *nn* is a value between 13 and 19, then *nn* number of characters are processed.

If you specify the **PAN-*nn*** keyword in the *rule_array* where *nn* is less than 16, the server might copy 16 bytes to a work area. Therefore, ensure that the verb can address 16 bytes of storage.

expiration_date

Direction: Input

Type: String

The *expiration_date* parameter specifies an address that points to the place in application data storage that contains the card expiration date in numeric character form in a 4-byte field. The

application programmer must determine whether the CVV will be calculated with the date form of YYMM or MMY.

service_code

Direction: Input
Type: String

The *service_code* parameter specifies an address that points to the place in application data storage that contains the service code in numeric character form in a 3-byte field. The service code is the number that the track-2 magnetic-stripe standards define. The service code of X'000' is supported.

CVV_key_A_Identifier

Direction: Input/Output
Type: String

A 64-byte string that is the internal key token containing a single or double-length DATA or MAC key, or the label of a key storage record containing a single or double-length DATA or MAC key.

When this key is a double-length key, *CVV_key_B_identifier* must be 64 byte of binary zero. When a double-length MAC key is used, the CV bits 0 - 3 must indicate a CVVKEY-A key (B'0010').

A single-length key contains the key-A key that encrypts information in the CVV process. The left half of a double-length key contains the key-A key that encrypts information in the CVV process and the right half contains the key-B key that decrypts information.

CVV_key_B_Identifier

Direction: Input/Output
Type: String

A pointer to a 64-byte internal key token or a key label of a single-length DATA or MAC key that decrypts information in the CCV process. The internal key token contains the Key-B key that decrypts information in the CVV process.

When *CVV_key_A_identifier* is a double-length key, this parameter must be 64 byte of binary zero.

CVV_value

Direction: Output
Type: String

A pointer to the location in application data storage that will be used to store the computed 5-byte character output value.

Restrictions

The restrictions for CSNBCSG.

None.

Required commands

The required commands for CSNBCSG.

This verb requires the **VISA CVV Generate** command (offset X'00DF') to be enabled in the active role.

Usage notes

The usage notes for CSNBBCSG.

None.

JNI version

This verb has a Java Native Interface (JNI) version, which is named CSNBBCSGJ.

See [“Building Java applications using the CCA JNI” on page 23](#).

Format

```
public native void CSNBBCSGJ(
    hikmNativeNumber return_code,
    hikmNativeNumber reason_code,
    hikmNativeNumber exit_data_length,
    byte[] exit_data,
    hikmNativeNumber rule_array_count,
    byte[] rule_array,
    byte[] PAN_data,
    byte[] expiration_date,
    byte[] service_code,
    byte[] CVV_key_A_Identifier,
    byte[] CVV_key_B_Identifier,
    byte[] CVV_value);
```

CVV Key Combine (CSNBCKC)

Use the CVV Key Combine verb to combine two operational DES keys into one operational TDES key.

The verb accepts as input two single-length keys that are suitable for use with the CVV (card-verification value) algorithm. The resulting double-length key meets a more recent industry standard of using TDES to support PIN-based transactions. In addition, the double-length key is in a format that can be wrapped using the Key Export to TR31 verb.

The CVV Generate and CVV Verify verbs use the CVV algorithm to generate and verify card security codes required by Visa (CVV) and MasterCard (CVC). Previously, these verbs only accepted as input two single-length MAC-capable keys. These verbs will additionally accept as input a double-length MAC or MAC-capable DATA key that contains key-A as the left half of the key, and key-B as the right half of the key. The double-length key must be usable with either the CVV Generate verb, the CVV Verify verb, or both.

The CVV Key Combine verb allows combining most pairs of single-length DES keys that formerly functioned as a separate key-A and key-B into one double-length CVVKEY-A key. The CVVKEY-A attribute in the control vector is now changed to mean single-length CVV key containing key-A or double-length CVV key containing key-A and key-B.

To use this verb, specify the following:

- Up to two optional rule-array keywords:
 1. A key wrapping method keyword that specifies whether to use the new enhanced wrapping method, the original wrapping method, or the wrapping method defined as the default according to a configuration setting.
 2. A translation control keyword that restricts the translation method to the enhanced method.
- A single-length operational DES key for key - A

Identify a single-length operational DES key that has a key type of MAC or DATA. The key identifier length must be 64, which is the length of a DES key-token or a key label. This parameter identifies the key - A key used with the CVV algorithm. It is placed in the left half of the double-length output key. When a MAC key is identified, it must have as its subtype extension ANY-MAC (CV bits 0 - 3 = B'0000') or CVVKEY-A (CV bits 0 - 3 = B'0010'). If a DATA key is identified, it must have its MAC generate bit on (CV bit 20), its MAC verify bit on (CV bit 21), or both bits on.

- A single-length operational DES key for key-B

Identify a single-length operational DES key that has a key type of MAC or DATA. The key identifier length must be 64, which is the length of a DES key-token or a key label. This parameter identifies the key-B key used with the CVV algorithm. It is placed in the right half of the double-length output key. When a MAC key is identified, it must have as its subtype extension ANY-MAC (CV bits 0 - 3 = B'0000') or CVVKEY-B (CV bits 0 - 3 = B'0011'). If a DATA key is identified, it must have its MAC generate bit on (CV bit 20), its MAC verify bit on (CV bit 21), or both bits on.

- An output key identifier

Identify a null key-token in a 64-byte buffer, or the key label of a DES null key-token. If the input parameter identifies a key label, the output key is placed in DES key-storage. otherwise, the output is returned in the buffer provided.

The following table shows the various output combinations that are returned for the MAC generate and MAC verify attributes. These results are based on the three possible MAC generate and MAC verify control-vector-bit combinations (bits 20 - 21) that the pair of input keys can have.

CV bits 20 - 21 of input key key-A, single length	CV bits 20 - 21 of input key key-B, single length		
	MAC generate and MAC verify	MAC generate only, single length	MAC verify only
MAC generate and MAC verify	MAC generate and MAC verify double-length key-A	MAC generate only double-length key-A	MAC verify only double-length key-A
MAC generate only	MAC generate only double-length key-A	MAC generate only double-length key-A	Invalid combination, control vector conflict
MAC verify only	MAC verify only double-length key-A	Invalid combination, control vector conflict	MAC verify only double-length key-A

Format

The format of CSNBCKC.

```
CSNBCKC(
    return_code,
    reason_code,
    exit_data_length,
    exit_data,
    rule_array_count,
    rule_array,
    key_A_identifier_length,
    key_A_identifier,
    key_B_identifier_length,
    key_B_identifier,
    output_key_identifier_length,
    output_key_identifier)
```

Parameters

The parameters for CSNBCKC.

For the definitions of the *return_code*, *reason_code*, *exit_data_length*, and *exit_data* parameters, see [“Parameters common to all verbs” on page 18](#).

rule_array_count

Direction: Input

Type: Integer

A pointer to an integer variable containing the number of elements in the *rule_array* variable. The value must be 0, 1, or 2.

rule_array

Direction: Input

Type: String array

A pointer to a string variable containing an array of keywords. The keywords are 8 bytes in length and must be left-aligned and padded on the right with space characters. The *rule_array* keywords are:

Keyword	Meaning
<i>Key wrapping method</i> (one, optional)	
USECONFG	This is the default. Specifies to wrap the key using the configuration setting for the default wrapping method. The default wrapping method configuration setting may be changed using the TKE. This keyword is ignored for AES keys.
WRAP-ECB	Specifies to wrap the key using the legacy wrapping method.
WRAP-ENH	Specifies to wrap the key using the enhanced wrapping method.
<i>Translation control</i> (optional). This is valid only with wrapping method WRAP-ENH or with USECONFG when the default wrapping method is WRAP-ENH . This option cannot be used on a key with a control vector valued to binary zeros.	
ENH-ONLY	Specifies to restrict the key from being wrapped with the legacy wrapping method after it has been wrapped with the enhanced wrapping method. Sets bit 56 (ENH-ONLY) of the control vector to B'1'.

There are restrictions on the available wrapping methods for the output key derived from the wrapping methods employed and control vector restrictions of the input keys. These are detailed in Table 178 on page 586.

Table 178. Key-wrapping matrix for the CVV Key Combine verb

key-A or key-B wrapped using WRAP-ENH method	key-A or key-B has ENH-ONLY bit on (CV bit 56 = B'1')	WRAP-ENH (by keyword or by default)	ENH-ONLY keyword	Resulting form of output key or error
No	No	No to both	No	ECB wrapped
Yes	No	No to both	No	Wrap type conflict, 8/2161 (X'871')
No	No	Yes to either	No	WRAP-ENH, CV bit 56 = B'0' (NOT set)
Yes	No	Yes to either	No	
No	No	Yes to either	Yes	WRAP-ENH, CV bit 56 = B'1' (IS set)
Yes	No	Yes to either	Yes	
Yes	Yes	Yes to either	No	
Yes	Yes	Yes to either	Yes	
No	No	No to both	Yes	CV bit 56 conflict, 8/2111 (X'83F')
Yes	No	No to both	Yes	
Yes	Yes	No to both	No	
Yes	Yes	No to both	Yes	

key_A_identifier_length

Direction: Input

Type: Integer

A pointer to an integer variable containing the number of bytes in the *key_A_identifier* variable. This value must be 64.

key_A_identifier

Direction: Input

Type: String

A pointer to a string variable containing either the operational single-length DES key-token of the key-A key, or the label of such a key token. This key must be a MAC key or a DATA key that can perform MAC operations.

key_B_identifier_length

Direction: Input

Type: Integer

A pointer to an integer variable containing the number of bytes in the *key_B_identifier* variable. This value must be 64.

key_B_identifier

Direction: Input

Type: String

A pointer to a string variable containing either the operational single-length DES key-token of the key-B key, or the label of such a key token. This key must be a MAC key or a DATA key that can perform MAC operations.

output_key_identifier_length

Direction: Input

Type: Integer

A pointer to an integer variable containing the number of bytes in the *output_key_identifier* variable. This value must be 64.

output_key_identifier

Direction: Input/Output

Type: String

A pointer to a string variable containing a NULL key token, or the key label of a null DES key-token.

Restrictions

The restrictions for CSNBCKC.

Input key-A and input key-B cannot have different export control bits (CV bit 17 and 57); these bits must match. Use the Prohibit Export verb to change XPORT-OK to NO-XPORT (CV bit 17), or the Restrict Key Attribute verb to change T31XPTOK to NOT31XPT (CV bit 57). These two bits are propagated to the output key-token.

Required commands

The required commands for CSNBCKC.

The CVV Key Combine verb requires the **CVV Key Combine** command (offset X'0155') to be enabled in the active role.

CVV Verify (CSNBCSV)

In addition, these commands are required to be enabled in the active role, depending on the key-wrapping method keyword:

Keyword	Offset	Command
WRAP-ECB	X'0156'	CVV Key Combine - Allow wrapping override keywords
WRAP-ENH	X'0156'	CVV Key Combine - Allow wrapping override keywords

One additional restriction is related to combining the key-A and key-B pair of keys when there are mixed types. To permit the combination of mixed key types into a single set of types (ANY-MAC, CVVKEY-A, CVVKEY-B, and DATA), enable the **CVV Key Combine - Permit mixed key types** command (offset X'0157') in the active role. See Table 179 on page 588 for when this command is required:

Input key-A	Input key-B			
	ANY-MAC	CVVKEY-A	CVVKEY-B	DATA
ANY-MAC	Always returns double-length CVVKEY-A key	Invalid combination, control vector conflict	Only returns double-length CVVKEY-A key if X'0157' enabled	Only returns double-length CVVKEY-A key if X'0157' enabled
CVVKEY-A	Only returns double-length CVVKEY-A key if X'0157' enabled, else access error	Invalid combination, control vector conflict	Always returns double-length CVVKEY-A key	Only returns double-length CVVKEY-A key if X'0157' enabled
CVVKEY-B	Invalid combination	Invalid combination	Invalid combination	Invalid combination
DATA	Only returns double-length CVVKEY-A key if X'0157' enabled, else access error	Invalid combination, control vector conflict	Only returns double-length CVVKEY-A key if X'0157' enabled, else access error	Always returns double-length CVVKEY-A key

JNI version

This verb has a Java Native Interface (JNI) version, which is named CSNBCKCJ.

See [“Building Java applications using the CCA JNI”](#) on page 23.

Format

```
public native void CSNBCKCJ(  
    hikmNativeNumber return_code,  
    hikmNativeNumber reason_code,  
    hikmNativeNumber exit_data_length,  
    byte[] exit_data,  
    hikmNativeNumber rule_array_count,  
    byte[] rule_array,  
    hikmNativeNumber key_A_identifier_length,  
    byte[] key_A_identifier,  
    hikmNativeNumber key_B_identifier_length,  
    byte[] key_B_identifier,  
    hikmNativeNumber output_key_identifier_length,  
    byte[] output_key_identifier);
```

CVV Verify (CSNBCSV)

Use the CVV Verify verb to verify a VISA Card Verification Value (CVV) or MasterCard Card Verification Code (CVC) as defined for track 2.

This verb generates a CVV based on the information the *PAN_data*, the *expiration_date*, and the *service_code* parameters provide. This verb uses the Key-A and the Key-B keys to cryptographically

process this information. If the requested CVV is shorter than 5 characters, the CVV is padded on the right by space characters. The generated CVV is then compared to the value that the *CVV_value* supplies for verification.

See CVV Key Combine (CSNBCKC) for information on combining two single-length MAC-capable keys into one double-length key.

Note: This verb supports PCI-HSM 2016 compliant-tagged key tokens.

Format

The format of CSNBCSV.

```
CSNBCSV(
    return_code,
    reason_code,
    exit_data_length,
    exit_data,
    rule_array_count,
    rule_array,
    PAN_data,
    expiration_date,
    service_code,
    CVV_key_A_Identifier,
    CVV_key_B_Identifier,
    CVV_value)
```

Parameters

The parameters for CSNBCSV.

For the definitions of the *return_code*, *reason_code*, *exit_data_length*, and *exit_data* parameters, see [“Parameters common to all verbs” on page 18](#).

rule_array_count

Direction: Input

Type: Integer

A pointer to an integer variable containing the number of elements in the *rule_array* variable. This value must be 0, 1, or 2.

rule_array

Direction: Input

Type: String array

Keywords that provide control information to the verb. Each keyword is left-aligned in 8-byte fields and padded on the right with blanks. All keywords must be in contiguous storage. The *rule_array* keywords are described in [Table 180 on page 589](#).

<i>Table 180. Keywords for CVV Verify control information</i>	
Keyword	Description
PAN data length (One, optional)	
PAN-13	Specifies that the length of the PAN data is 13 bytes. PAN-13 is the default value.
PAN-14	Specifies that the length of the PAN data is 14 bytes.
PAN-15	Specifies that the length of the PAN data is 15 bytes.
PAN-16	Specifies that the length of the PAN data is 16 bytes.

<i>Table 180. Keywords for CVV Verify control information (continued)</i>	
Keyword	Description
PAN-17	Specifies that the length of the PAN data is 17 bytes.
PAN-18	Specifies that the length of the PAN data is 18 bytes.
PAN-19	Specifies that the length of the PAN data is 19 bytes.
CVV length (One, optional)	
CVV-1	Specifies that the CVV is to be computed as one byte, followed by four blanks. CVV-1 is the default value.
CVV-2	Specifies that the CVV is to be computed as two bytes, followed by three blanks.
CVV-3	Specifies that the CVV is to be computed as three bytes, followed by two blanks.
CVV-4	Specifies that the CVV is to be computed as four bytes, followed by one blank.
CVV-5	Specifies that the CVV is to be computed as five bytes.

PAN_data**Direction:** Input**Type:** String

The *PAN_data* parameter specifies an address that points to the place in application data storage that contains personal account number (PAN) information in character form. The PAN is the account number as defined for the track-2 magnetic-stripe standards. If the **PAN-*nn*** keyword is specified in the *rule_array*, where *nn* is a value between 13 and 19, then *nn* number of characters are processed.

If you specify the **PAN-*nn*** keyword in the *rule_array* where *nn* is less than 16, the server might copy 16 bytes to a work area. Therefore, ensure that the verb can address 16 bytes of storage.

expiration_date**Direction:** Input**Type:** String

The *expiration_date* parameter specifies an address that points to the place in application data storage that contains the card expiration date in numeric character form in a 4-byte field. The application programmer must determine whether the CVV will be calculated with the date form of YYYY or MMY.

service_code**Direction:** Input**Type:** String

The *service_code* parameter specifies an address that points to the place in application data storage that contains the service code in numeric character form in a 3-byte field. The service code is the number that the track-2 magnetic-stripe standards define. The service code of X'000' is supported.

CVV_key_A_Identifier**Direction:** Input/Output**Type:** String

A 64-byte string that is the internal key token containing a single or double-length DATA or MAC key, or the label of a key storage record containing a single or double-length DATA or MAC key.

When this key is a double-length key, *CVV_key_B_Identifier* must be 64 byte of binary zero. When a double-length MAC key is used, the CV bits 0 - 3 must indicate a CVVKEY-A key (B'0010').

A single-length key contains the key-A key that encrypts information in the CVV process. The left half of a double-length key contains the key-A key that encrypts information in the CVV process and the right half contains the key-B key that decrypts information.

CVV_key_B_Identifier

Direction: Input/Output
Type: String

A pointer to a 64-byte internal key token or a key label of a single-length DATA or MAC key that decrypts information in the CCV process. The internal key token contains the Key-B key that decrypts information in the CVV process.

When *CVV_key_A_Identifier* is a double-length key, this parameter must be 64 byte of binary zero.

CVV_value

Direction: Input
Type: String

The *CVV_value* parameter specifies an address that contains the CVV value which will be compared to the computed CVV value. This is a 5-byte field.

Restrictions

The restrictions for CSNBCSV.

None.

Required commands

The required commands for CSNBCSV.

This verb requires the **VISA CVV Verify** command (offset X'00E0') to be enabled in the active role.

Usage notes

The usage notes for CSNBCSV.

None.

JNI version

This verb has a Java Native Interface (JNI) version, which is named CSNBCSVJ.

See [“Building Java applications using the CCA JNI” on page 23.](#)

Format

```
public native void CSNBCSVJ(
    hikmNativeNumber return_code,
    hikmNativeNumber reason_code,
    hikmNativeNumber exit_data_length,
    byte[] exit_data,
    hikmNativeNumber rule_array_count,
    byte[] rule_array,
    byte[] PAN_data,
    byte[] expiration_date,
    byte[] service_code,
    byte[] CVV_key_A_Identifier,
    byte[] CVV_key_B_Identifier,
    byte[] CVV_value);
```

Encrypted PIN Generate (CSNBEPG)

The Encrypted PIN Generate verb formats a PIN and encrypts the PIN block.

To generate the PIN, the verb uses one of the following PIN calculation methods:

- IBM 3624 PIN (IBM-PIN)
- IBM German Bank Pool Institution PIN (GBP-PIN)
- Interbank PIN (NL-PIN-1)

To format the PIN, the verb uses one of the following PIN block formats:

- IBM 3621 format
- IBM 3624 format
- ISO-0 format (same as the ANSI X9.8, VISA-1, and ECI-1 formats)
- ISO-1 format (same as the ECI-4 format)
- ISO-2 format
- ISO-3 format
- IBM 4704 encrypting PINPAD (4704-EPP) format
- VISA 2 format
- VISA 3 format
- VISA 4 format
- ECI-2 format
- ECI-3 format

Note: This verb supports PCI-HSM 2016 compliant-tagged key tokens.

Format

The format of CSNBEPG.

```
CSNBEPG(  
    return_code,  
    reason_code,  
    exit_data_length,  
    exit_data,  
    PIN_generating_key_identifier,  
    outbound_PIN_encrypting_key_identifier  
    rule_array_count,  
    rule_array,  
    PIN_length,  
    data_array,  
    PIN_profile,  
    PAN_data,  
    sequence_number  
    encrypted_PIN_block)
```

Parameters

The parameters for CSNBEPG.

For the definitions of the *return_code*, *reason_code*, *exit_data_length*, and *exit_data* parameters, see [“Parameters common to all verbs” on page 18](#).

PIN_generating_key_identifier

Direction: Input/Output

Type: String

The 64-byte internal key token or a key label of an internal key token in the DES key storage file. The internal key token contains the PIN-generating key. The control vector must specify the PINGEN key type and have the EPINGEN usage bit set to B'1'.

outbound_PIN_encrypting_key_identifier

Direction: Input
Type: String

A 64-byte internal key token or a key label of an internal key token in the DES key storage file. The internal key token contains the key to be used to encrypt the formatted PIN and must contain a control vector that specifies the OPINENC key type and has the EPINGEN usage bit set to B'1'.

rule_array_count

Direction: Input
Type: Integer

A pointer to an integer variable containing the number of elements in the *rule_array* variable. This value must be 1.

rule_array

Direction: Input
Type: String array

Keywords that provide control information to the verb. Each keyword is left-aligned in an 8-byte field and padded on the right with blanks. All keywords must be in contiguous storage. The *rule_array* keywords are described in [Table 181 on page 593](#).

<i>Table 181. Keywords for Encrypted PIN Generate control information</i>	
Keyword	Description
Processing rule (One, required)	
GBP-PIN	This keyword specifies the IBM German Bank Pool Institution PIN calculation method is to be used to generate a PIN.
IBM-PIN	This keyword specifies the IBM 3624 PIN calculation method is to be used to generate a PIN.
INBK-PIN	This keyword specifies the Interbank PIN calculation method is to be used to generate a PIN.

PIN_length

Direction: Input
Type: String

An integer defining the PIN length for those PIN calculation methods with variable length PINs. Otherwise, the variable should be set to zero.

data_array

Direction: Input
Type: Integer

Three 16-byte character strings, which are equivalent to a single 48-byte string. The values in the data array depend on the keyword for the PIN calculation method. Each element is not always used, but you must always declare a complete data array. The numeric characters in each 16-byte string must be from 1 - 16 bytes in length, uppercase, left-aligned, and padded on the right with space characters. [Table 182 on page 594](#) describes the array elements.

Array element	Description
Decimalization_table	Decimalization table for IBM and GBP only. Sixteen characters that are used to map the hexadecimal digits (X'0' - X'F') of the encrypted validation data to decimal digits (X'0' - X'9'). If the ANSI X9.8 PIN - Use stored decimalization tables only command (offset X'0356') access control point is enabled in the active role, this table must match one of the active decimalization tables in the coprocessors.
Trans_sec_parm	For Interbank only, sixteen digits. Eleven rightmost digits of the personal account number (PAN). A constant of 6. One digit key selector index. Three digits of PIN validation data.
Validation_data	Validation data for IBM and IBM German Bank Pool padded to 16 bytes. 1 - 16 characters of hexadecimal account data left-aligned and padded on the right with blanks.

Table 183 on page 594 lists the data array elements required by the process rule (*rule_array* parameter). The numbers refer to the process rule's position within the array.

Process rule	IBM-PIN	GBP-PIN	INBK-PIN
Decimalization_table	1	1	
Validation_data	2	2	
Trans_sec_parm			1

PIN_profile

Direction: Input
Type: String array

A 24-byte string containing the PIN profile including the PIN block format. See [“The PIN profile” on page 554](#) for additional information.

PAN_data

Direction: Input
Type: String

A 12-byte string that contains 12 digits of Personal Account Number (PAN) data. The verb uses this parameter if the PIN profile specifies the ISO-0, ISO- 3, or VISA-4 keyword for the PIN block format. Otherwise, ensure that this parameter is a 4-byte variable in application storage. The information in this variable will be ignored, but the variable must be specified.

Note: When using the ISO-0 or ISO- 3 keywords, use the 12 rightmost digits of the PAN data, excluding the check digit. When using the VISA-4 keyword, use the 12 leftmost digits of the PAN data, excluding the check digit.

sequence_number

Direction: Input
Type: Integer

The 4-byte string that contains the sequence number used by certain PIN block formats. The verb uses this parameter if the PIN profile specifies the 3621 or 4704-EPP keyword for the PIN block

format. Otherwise, ensure this parameter is a 4-byte variable in application data storage. The information in the variable will be ignored, but the variable must be declared. To enter a sequence number, do the following:

- Enter 99999 to use a random sequence number that the service generates.
- For the 3621 PIN block format, enter a value in the range from 0 - 65,535.
- For the 4704-EPP PIN block format, enter a value in the range from 0 - 255.

encrypted_PIN_block

Direction: Output

Type: String

The field where the verb returns the 8-byte encrypted PIN.

Restrictions

The restrictions for CSNBEPG.

Notes:

1. The format control specified in the PIN profile must be NONE.
2. Support for three-key Triple-DES keys is not available in releases before Release 5.4 and Release 6.2. Beginning with Release 5.4 and Release 6.2, this verb supports triple-length DES keys. For a list of supported three-key Triple-DES key types beginning with Release 5.4 and Release 6.2, see [Table 10 on page 67](#).

Required commands

The required commands for CSNBEPG.

This verb requires the commands, as shown in the following table, to be enabled in the active role based on the keyword specified for the PIN-calculation methods.

Rule-array keyword	Offset	Command
IBM-PIN	X'00B0'	Encrypted PIN Generate - 3624
GBP-PIN	X'00B1'	Encrypted PIN Generate - GBP
INBK-PIN	X'00B2'	Encrypted PIN Generate - Interbank

An enhanced PIN security mode is available for formatting an encrypted PIN block into IBM 3624 format using the PADDIGIT PIN-extraction method. This mode limits checking of the PIN to decimal digits, and a minimum PIN length of 4 is enforced; no other PIN-block consistency checking will occur. To activate this mode, enable the **Enhanced PIN Security** command (offset X'0313') in the active role.

Whenever the **ANSI X9.8 PIN - Use stored decimalization tables only** command (offset X'0356') command is enabled in the active role, the Decimalization_table element of the *data_array* value must match one of the PIN decimalization tables that are in the active state on the coprocessor. Use of this command provides improved security and control for PIN decimalization tables. The INBK-PIN PIN-calculation method does not have a Decimalization_table element and is therefore not affected by this command.

Usage notes

The usage notes for CSNBEPG.

None.

JNI version

This verb has a Java Native Interface (JNI) version, which is named CSNBEPGJ.

See [“Building Java applications using the CCA JNI”](#) on page 23.

Format

```
public native void CSNBEPGJ(  
    hikmNativeNumber return_code,  
    hikmNativeNumber reason_code,  
    hikmNativeNumber exit_data_length,  
    byte[] exit_data,  
    byte[] PIN_generating_key_identifier,  
    byte[] outbound_PIN_encrypting_key_identifier,  
    hikmNativeNumber rule_array_count,  
    byte[] rule_array,  
    hikmNativeNumber PIN_length,  
    byte[] data_array,  
    byte[] PIN_profile,  
    byte[] PAN_data,  
    hikmNativeNumber sequence_number,  
    byte[] encrypted_PIN_block);
```

Encrypted PIN Translate (CSNBPTR)

Use the Encrypted PIN Translate verb to re-encipher a PIN block from one PIN-encrypting key to another and, optionally, to change the PIN block format, such as the pad digit or sequence number.

The unique-key-per-transaction key derivation for single and double-length keys is available for the Encrypted PIN Translate verb. This support is available for the *input_PIN_encrypting_key_identifier* and the *output_PIN_encrypting_key_identifier* parameters for both REFORMAT and TRANSLAT process rules. The *rule_array* keyword determines which PIN keys are derived keys.

The Encrypted PIN Translate verb can be used for unique-key-per-transaction key derivation.

Note: This verb supports PCI-HSM 2016 compliant-tagged key tokens.

Format

The format of CSNBPTR.

```
CSNBPTR(  
    return_code,  
    reason_code,  
    exit_data_length,  
    exit_data,  
    input_PIN_encrypting_key_identifier,  
    output_PIN_encrypting_key_identifier,  
    input_PIN_profile,  
    input_PAN_data,  
    input_PIN_block,  
    rule_array_count,  
    rule_array,  
    output_PIN_profile,  
    output_PAN_data,  
    sequence_number,  
    PIN_block_out)
```

Parameters

The parameters for CSNBPTR.

For the definitions of the *return_code*, *reason_code*, *exit_data_length*, and *exit_data* parameters, see [“Parameters common to all verbs”](#) on page 18.

input_PIN_encrypting_key_identifier**Direction:** Input/Output**Type:** String

The input PIN-encrypting key (IPINENC) for the *PIN_block_in* parameter specified as a 64-byte internal key token or a key label. If keyword UKPTOPIN, UKPTBOTH, DUKPT-IP, or DUKPT-BH is specified in the *rule_array* parameter, the *input_PIN_encrypting_key_identifier* must specify a key token or key label of a KEYGENKY with the UKPT usage bit enabled.

output_PIN_encrypting_key_identifier**Direction:** Input/Output**Type:** String

The output PIN-encrypting key (OPINENC) for the *output_PIN_block* parameter specified as a 64-byte internal key token or a key label. If keyword UKPTOPIN, UKPTBOTH, DUKPT-IP, or DUKPT-BH is specified in the *rule_array* parameter, the *output_PIN_encrypting_key_identifier* must specify a key token or key label of a KEYGENKY with the UKPT usage bit enabled.

input_PIN_profile**Direction:** Input**Type:** String

The three 8-byte character elements that contain information necessary to either create a formatted PIN block or extract a PIN from a formatted PIN block. A particular PIN profile can be either an input PIN profile or an output PIN profile depending on whether the PIN block is being enciphered or deciphered by the verb. See [“The PIN profile” on page 554](#) for additional information.

If you choose the TRANSLAT processing rule or the REFORMAT processing rule in the *rule_array* parameter, the input PIN profile and output PIN profile can have different PIN block formats. If you specify UKPTIPIN with DUKPT-IP or UKPTBOTH with DUKPT-BH in the *rule_array* parameter, the *input_PIN_profile* is extended to a 48-byte field and must contain the current key serial number. See [“The PIN profile” on page 554](#) for additional information.

The pad digit is needed to extract the PIN from a 3624 or 3621 PIN block in the Encrypted PIN Translate verb with a process rule (*rule_array* parameter) of REFORMAT. If the process rule is TRANSLAT, the pad digit is ignored.

The **PINLENnn** keywords are disabled for this verb by default. If these keywords are used, return code 8 with reason code 33 is returned. To enable them, the PTR Enhanced PIN Security access control point (bit X'0313') must be enabled using a TKE.

input_PAN_data**Direction:** Input**Type:** String

The personal account number (PAN) if the process rule (*rule_array* parameter) is REFORMAT and the input PIN format is ISO-0, ISO-3, or VISA-4 only. Otherwise, this parameter is ignored. Specify 12 digits of account data in character format.

For ISO-0 or ISO-3, use the rightmost 12 digits of the PAN, excluding the check digit.

For VISA-4, use the leftmost 12 digits of the PAN, excluding the check digit.

input_PIN_block**Direction:** Input**Type:** String

Encrypted PIN Translate (CSNPTR)

The 8-byte enciphered PIN block that contains the PIN to be translated.

rule_array_count

Direction: Input
Type: Integer

A pointer to an integer variable containing the number of elements in the *rule_array* variable. This value must be 1, 2, or 3.

rule_array

Direction: Input
Type: String array

The process rule for the verb is described in [Table 184 on page 598](#).

<i>Table 184. Keywords for Encrypted PIN Translate control information</i>	
Keyword	Description
Processing rule (One, required)	
REFORMAT	Changes the PIN format, the contents of the PIN block, and the PIN-encrypting key.
TRANSLAT	Changes the PIN-encrypting key only. It does not change the PIN format and the contents of the PIN block.
PIN block format and PIN extraction method (Optional)	See “ PIN block format and PIN extraction method keywords ” on page 555 for additional information and a list of PIN block formats and PIN extraction method keywords. Note: If a PIN extraction method is not specified, the first one listed in Table 158 on page 556 for the PIN block format will be the default.
DUKPT keywords - Single length key derivation (One, optional)	
UKPTIPIN	The <i>input_PIN_encrypting_key_identifier</i> is derived as a single length key. The <i>input_PIN_encrypting_key_identifier</i> must be a KEYGENKY key with the UKPT usage bit enabled. The <i>input_PIN_profile</i> must be 48 bytes and contain the key serial number.
UKPTOPIN	The <i>output_PIN_encrypting_key_identifier</i> is derived as a single length key. The <i>output_PIN_encrypting_key_identifier</i> must be a KEYGENKYY key with the UKPT usage bit enabled. The <i>output_PIN_profile</i> must be 48 bytes and contain the key serial number.
UKPTBOTH	Both the <i>input_PIN_encrypting_key_identifier</i> and the <i>output_PIN_encrypting_key_identifier</i> are derived as a single length key. Both the <i>input_PIN_encrypting_key_identifier</i> and the <i>output_PIN_encrypting_key_identifier</i> must be KEYGENKY keys with the UKPT usage bit enabled. Both the <i>input_PIN_profile</i> and the <i>output_PIN_profile</i> must be 48 bytes and contain the respective key serial number.
DUKPT keywords - double length key derivation (One, optional)	
DUKPT-IP	The <i>input_PIN_encrypting_key_identifier</i> is derived as a double length key. The <i>input_PIN_encrypting_key_identifier</i> must be a KEYGENKY key with the UKPT usage bit enabled. The <i>input_PIN_profile</i> must be 48 bytes and contain the key serial number.
DUKPT-OP	The <i>output_PIN_encrypting_key_identifier</i> is derived as a double length key. The <i>output_PIN_encrypting_key_identifier</i> must be a KEYGENKY key with the UKPT usage bit enabled. The <i>output_PIN_profile</i> must be 48 bytes and contain the key serial number.

Table 184. Keywords for Encrypted PIN Translate control information (continued)	
Keyword	Description
DUKPT-BH	Both the <i>input_PIN_encrypting_key_identifier</i> and the <i>output_PIN_encrypting_key_identifier</i> are derived as a double length key. Both the <i>input_PIN_encrypting_key_identifier</i> and the <i>output_PIN_encrypting_key_identifier</i> must be KEYGENKY keys with the UKPT usage bit enabled. Both the <i>input_PIN_profile</i> and the <i>output_PIN_profile</i> must be 48 bytes and contain the respective key serial number.

output_PIN_profile

Direction: Input
Type: String

The three 8-byte character elements that contain information necessary to either create a formatted PIN block or extract a PIN from a formatted PIN block. A particular PIN profile can be either an input PIN profile or an output PIN profile, depending on whether the PIN block is being enciphered or deciphered by the verb.

- If you choose the TRANSLAT processing rule in the *rule_array* parameter, the *input_PIN_profile* and the *output_PIN_profile* must specify the same PIN block format.
- If you choose the REFORMAT processing rule in the *rule_array* parameter, the input PIN profile and output PIN profile can have different PIN block formats.
- If you specify UKPTOPIN or UKPTBOTH in the *rule_array* parameter, the *output_PIN_profile* is extended to a 48-byte field and must contain the current key serial number. See [“The PIN profile” on page 554](#) for additional information.
- If you specify DUKPT-OP or DUKPT-BH in the *rule_array* parameter, the *output_PIN_profile* is extended to a 48-byte field and must contain the current key serial number. See [“The PIN profile” on page 554](#) for additional information.

output_PAN_data

Direction: Input
Type: String

The personal account number (PAN) if the process rule (*rule_array* parameter) is REFORMAT and the output PIN format is ISO-0, ISO-3, or VISA-4 only. Otherwise, this parameter is ignored. Specify 12 digits of account data in character format.

For ISO-0 or ISO-3, use the rightmost 12 digits of the PAN, excluding the check digit.

For VISA-4, use the leftmost 12 digits of the PAN, excluding the check digit.

sequence_number

Direction: Output
Type: Integer

The sequence number if the process rule (*rule_array* parameter) is REFORMAT and the output PIN block format is 3621 or 4704-EPP only. Specify the integer value 99999. Otherwise, this parameter is ignored.

output_PIN_block

Direction: Input
Type: String

The 8-byte output PIN block that is re-enciphered.

Restrictions

The restrictions for CSNBPTR.

Beginning with Release 5.4 and Release 6.2, this verb supports triple-length TDES keys. For a list of supported triple-length TDES key types beginning with Release 5.4 and Release 6.2, see [Table 10 on page 67](#).

Required commands

The required commands for CSNBPTR.

This verb requires the commands, as shown in the following table, to be enabled in the active role based on the keyword specified for the PIN-calculation methods.

Rule-array keyword	Input profile format control keyword	Output profile format control keyword	Offset	Command
TRANSLAT	NONE	NONE	X'00B3'	Encrypted PIN Translate - Translate
REFORMAT	NONE	NONE	X'00B7'	Encrypted PIN Translate - Reformat

This verb also requires the **UKPT - PIN Verify, PIN Translate** command (offset X'00E1') to be enabled if you employ UKPT processing.

Note: A role with offset X'00E1' enabled can also use the Encrypted PIN Verify verb with UKPT processing.

An enhanced PIN security mode is available for extracting PINs from an IBM 3624 encrypted PIN-block and formatting an encrypted PIN block into IBM 3624 format using the PADDIGIT PIN-extraction method. This mode limits checking of the PIN to decimal digits, and a minimum PIN length of 4 is enforced; no other PIN-block consistency checking will occur. To activate this mode, enable the **Enhanced PIN Security** command (offset X'0313') in the active role.

The verb returns an error indicating that the PAD digit is not valid if all of these conditions are met:

1. The **Enhanced PIN Security** command is enabled in the active role.
2. The output PIN profile specifies 3624 as the PIN-block format.
3. The output PIN profile specifies a decimal digit (0 - 9) as the PAD digit.

Beginning with Release 4.1.0, three new commands are added (offsets X'0350', X'0351', and X'0352'). The list hereafter describes how these three commands affect the PIN processing.

1. Enable the **ANSI X9.8 PIN - Enforce PIN block restrictions** command (offset X'0350') in the active role to apply additional restrictions to PIN processing implemented in CCA 4.1.0, as follows:
 - Do not translate or reformat a non-ISO PIN block into an ISO PIN block. Specifically, do not allow an IBM 3624 PIN-block format in the **output_PIN_profile** variable when the PIN-block format in the **input_PIN_profile** variable is not IBM 3624.
 - Constrain use of ISO-2 PIN blocks to offline PIN verification and PIN change operations in integrated circuit card environments only. Specifically, do not allow ISO-2 input or output PIN blocks.
 - Do not translate or reformat a PIN-block format that includes a PAN into a PIN-block format that does not include a PAN. Specifically, do not allow an ISO-1 PIN-block format in the **output_PIN_profile** variable when the PIN-block format in the **input_PIN_profile** variable is ISO-0 or ISO-3.
 - Do not allow a change of PAN data. Specifically, when performing translations between PIN block formats that both include PAN data, do not allow the **input_PAN_data** and **output_PAN_data** variables to be different from the PAN data enciphered in the input PIN block.

Note: A role with offset X'0350' enabled also affects access control of the Clear PIN Generate Alternate and the Secure Messaging for PINs verbs.

2. Enable the **ANSI X9.8 PIN - Allow modification of PAN** command (offset X'0351') in the active role to override the restriction to not allow a change of PAN data. This override is applicable only when either the ANSI X9.8 PIN - Enforce PIN block restrictions command (offset X'0350') or the **ANSI X9.8 PIN - Allow only ANSI PIN blocks** command (offset X'0352') or both are enabled in the active role. This override is to support account number changes in issuing environments. Offset X'0351' has no effect if neither offset X'0350' nor offset X'0352' is enabled in the active role.

Note: A role with offset X'0351' enabled also affects access control of the Secure Messaging for PINs verbs.

3. Enable the **ANSI X9.8 PIN - Allow only ANSI PIN blocks** command (offset X'0352') in the active role to apply a more restrictive variation of the **ANSI X9.8 PIN - Enforce PIN block restrictions** command (offset X'0350'). In addition to the previously described restrictions of offset X'0350', this command also restricts the *input_PIN_profile* and the *output_PIN_profile* to contain only ISO-0, ISO-1, and ISO-3 PIN block formats. Specifically, the IBM 3624 PIN-block format is not allowed with this command. Offset X'0352' overrides offset X'0350'.

Note: A role with offset X'0352' enabled also affects access control of the Secure Messaging for PINs verbs.

For more information, see [“ANSI X9.8 PIN restrictions”](#) on page 553.

In releases before Release 5.4 and Release 6.2, triple-length TDES keys are not supported, thus limiting a generated TDES key to double length. Beginning with Release 5.4 and Release 6.2, triple-length TDES keys are supported, and a generated TDES key can be double-length or triple-length.

Usage notes

The usage notes for CSNBPTR.

Some PIN block formats are known by several names. The following table shows the additional names.

PIN format	Additional name
ISO-0	ANSI X9.8, VISA format 1, ECI format 1
ISO-1	ECI format 4

JNI version

This verb has a Java Native Interface (JNI) version, which is named CSNBPTRJ.

See [“Building Java applications using the CCA JNI”](#) on page 23.

Format

```
public native void CSNBPTRJ(
    hikmNativeNumber return_code,
    hikmNativeNumber reason_code,
    hikmNativeNumber exit_data_length,
    byte[] exit_data,
    byte[] input_PIN_encrypting_key_identifier,
    byte[] output_PIN_encrypting_key_identifier,
    byte[] input_PIN_profile,
    byte[] input_PAN_data,
    byte[] input_PIN_block,
    hikmNativeNumber rule_array_count,
    byte[] rule_array,
    byte[] output_PIN_profile,
    byte[] output_PAN_data,
    hikmNativeNumber sequence_number,
    byte[] output_PIN_block);
```


Encrypted PIN Translate2 (CSNBPTR2)

The Encrypted PIN Translate2 verb changes (translates) PIN-block encryption and optionally formats a PIN into a different PIN-block format (reformats). This verb can be used in an interchange-network application, or to change the PIN block to conform to the format and encryption key used in a PIN-verification database. This verb can also be used to perform derived unique key per transaction (DUKPT) PIN-block encryption (ANS X9.24) for both input and output PIN blocks.

This verb is a superset of the Encrypted PIN Translate (CSNBPTR) verb and deprecates CSNBPTR. In addition to providing all the function of CSNBPTR, it supports the AES encrypted ISO-4 PIN-block (as defined in ISO 9564-1) and *authenticated PAN change* support. Note that *authenticated PAN change* support only applies to ISO-4 to ISO-4 PIN-block format translations.

These PIN-block formats are supported:

- IBM 3624
- ISO-0 (same as ANS X9.8, VISA-1, and ECI-1)
- ISO-1 (same as ECI-4)
- ISO-2
- ISO-3
- ISO-4 (not supported by Encrypted PIN Translate)

The verb operates in one of two modes, either *translate* or *reformat*:

- In *translate* mode, the verb decrypts a PIN block using the input key or that is derived from other information provided. The cleartext information is then encrypted using the output key or that is derived from other information provided. The cleartext is not examined.
- In *reformat* mode, the verb performs the translate-mode functions and, in addition, processes the cleartext information. Following the rules specified in the rule array, the PIN is recovered from the input cleartext PIN-block and formatted into an output PIN-block for encryption.

ANSI X9.8 defines PIN rules that affect how PIN blocks can be reformatted. To have this verb enforce the PIN rules defined by ANSI X9.8, enable the **ANSI X9.8 PIN - Enforce PIN block restrictions** command (offset X'0350') or the more restrictive **ANSI X9.8 PIN - Allow only ANSI PIN blocks** command (offset X'0352') in the active role. If both of these commands are enabled, the more restrictive offset X'0352' overrides X'0350'. For more details on these commands see [“Required commands” on page 613](#).

Table 191 on page 616 provides a matrix of allowed and not allowed reformatting between PIN-block formats when ANSI X9.8 PIN rules are being enforced (that is, offset X'0350', X'0352', or both are enabled in the active role), as well as any exceptions.

The verb performs an *authenticated PAN change* when (1) **PAN-CHG** is specified in the rule array, (2) the **Encrypted PIN Translate2 - Permit ISO-4 Reformat w/ PAN Chg** command (offset X'038B') is enabled in the active role, and (3) the input and output PIN-block formats are both ISO-4.

If all three conditions are true, the **authentication_data** parameter must identify a length-value structure that includes a NIST SP 800-38B CMAC. This CMAC along with the AES MAC key identified by the **authentication_key_identifier** parameter are used to verify if the PAN change request is allowed. If the CMAC verification is successful, the PAN change request is allowed. Otherwise, it is not allowed.

Note:

1. This verb supports PCI-HSM 2016 compliant-tagged key tokens.
2. When running with host warning mode enabled, commands that may be performed using the CSNBPTR service because they are legacy commands duplicated between CSNBPTR and CSNBPTR2, are reported to warning mode logs using the CSNBPTR verb identifier.
3. With the **Encrypted PIN Translate2 - Permit ISO-4 Reformat w/ PAN Chg** command (offset X'038B') enabled in the active role, all PAN change requests must be authenticated. Support for

authenticated PAN changes is only available when the input and output PIN-block formats are both ISO-4.

4. When both PIN blocks have a PAN, if only one is an ISO-4 PIN-block (for example, ISO-0 to ISO-4 or ISO-4 to ISO-3) and the 12 rightmost digits of the PANs are equal (which excludes the ISO-4 check digit), the **Encrypted PIN Translate2 - Permit ISO-4 Reformat w/ PAN Chg** command (offset X'038B') does not prevent a reformat and the reformat is allowed, provided that the reformat is otherwise authorized.
5. Beginning with Release 5.5, the key used to verify the CMAC must have key usage PTR2AUTH when the **Encrypted PIN Translate2 - Permit ISO-4 to ISO-4 PTR2AUTH** command (offset X'0395') is enabled in the active role.

When the verb needs to perform an authenticated PAN change, the *authentication_data* variable must contain a length-value structure that includes the NIST SP 800-38B CMAC to be verified, and the *authentication_key_identifier* parameter must identify the key to use to verify the CMAC. The CMAC is generated or verified using the following message:

Message = Old PAN || New PAN || Optional additional authentication data

The MAC Generate2 verb can be used to generate the CMAC.

In releases before Release 5.5.12, the format for the Old PAN and the New PAN is ASCII characters, one character for each PAN digit (that is, Old PAN = **input_PAN_data** and New PAN = **output_PAN_data**). Beginning with Release 5.5.12, the rule-array keyword **PANAUTAS** can be used to specify that the format of the plaintext PAN fields in the message is ASCII. This is the default. If keyword **PANAUTI4** is specified in the rule array, the verb formats both the **input_PAN_data** and the **output_PAN_data** for the message using the PAN format specified by ISO 9564-1. [Table 186 on page 603](#) shows the format of an ISO 9564-1 plaintext PAN field.

Table 186. ISO 9564-1 plaintext PAN field format																	
First 8 bytes of 16-byte ISO 9564-1 plaintext PAN field																	
ISO 9564-1 PAN field	Bits 01 – 08		Bits 09 – 16		Bits 17 – 24		Bits 25 – 32		Bits 33 – 40		Bits 41 – 48		Bits 49 – 56		Bits 57 – 64		
Part 1 of 2	M	A	A	A	A	A	A	A	A	A	A	A	A	A	A/0	A/0	A/0
Second 8 bytes of 16-byte ISO 9564-1 plaintext PAN field																	
ISO 9564-1 PAN field	Bits 65 – 72		Bits 73 – 80		Bits 81 – 88		Bits 89 – 96		Bits 97 – 104		Bits 105 – 112		Bits 113 – 120		Bits 121 – 128		
Part 2 of 2	A/0	A/0	A/0	A/0	0	0	0	0	0	0	0	0	0	0	0	0	0
where:																	
M PAN length, a 4-bit field with permissible values X'0' – X'7' that indicates a PAN length of 12 plus the value of the field (ranging from 12 – 19). If the PAN is less than 12 digits, the digits are right justified and padded to the left with binary zeros, and M is set to X'0'.																	
A PAN digit, a 4-bit field with permissible values of X'0' – X'9'.																	
0 Pad digit, a 4-bit field with the only permissible value of X'0'.																	
A/0 PAN/Pad digit, where the designation of these fields is determined by the PAN length field, M.																	

Table 187 on page 604 shows the supported PIN-block format translations along with the algorithm, key type, and required key usage attributes of each key for this verb based on the combination of input and output PIN-block formats and whether the authenticated PAN-change option is allowed.

Note: PIN-block format ISO-1 is not allowed when Disallow ISO-1 PIN Format Usage command (offset X'032F') is enabled in the active role.

Table 187. Supported PIN-block format translations for CSNBPTR2

PIN-block format		Authenticated PAN-change option allowed	Input key	Output key	Authentication key
Input	Output				
ISO-0	ISO-4	No	DES IPINENC with REFORMAT	AES PINPROT with ENCRYPT, REFORMAT, and ISO-4	N/A
ISO-1	ISO-4	No	DES IPINENC with REFORMAT	AES PINPROT with ENCRYPT, REFORMAT, and ISO-4, without RFMT1TO4	N/A
				AES PINPROT with ENCRYPT, REFORMAT, and ISO-4, with RFMT1TO4	N/A
ISO-4	ISO-0	No	AES PINPROT with DECRYPT, REFORMAT, and ISO-4	DES OPINENC with REFORMAT	N/A
ISO-4	ISO-1	No	AES PINPROT with DECRYPT, REFORMAT, and ISO-4, without RFMT4TO1	DES OPINENC with REFORMAT	N/A
			AES PINPROT with DECRYPT, REFORMAT, and ISO-4, with RFMT4TO1 (Release 5.5 or later)		
ISO-4	ISO-4	No	AES PINPROT with DECRYPT, PINXLATE, and ISO-4	AES PINPROT with ENCRYPT, PINXLATE, and ISO-4	N/A
		Yes	AES PINPROT with DECRYPT, REFORMAT, and ISO-4	AES PINPROT with ENCRYPT, REFORMAT, and ISO-4	AES MAC with VERIFY and CMAC. In addition, if offset X'0395' (Release 5.5 or later) is enabled in the active role, the key must include PTR2AUTH usage.

Each supported PIN-block format translation requires its own access-control command to be enabled in the active role. These commands are shown in [Table 190 on page 614](#).

Format

The format of CSNBPTR2.

```
CSNBPTR2(
    return_code,
    reason_code,
    exit_data_length,
    exit_data,
    rule_array_count,
    rule_array,
    input_PIN_encrypting_key_identifier_length,
    input_PIN_encrypting_key_identifier,
    output_PIN_encrypting_key_identifier_length,
    output_PIN_encrypting_key_identifier,
    authentication_key_identifier_length,
    authentication_key_identifier,
    input_PIN_profile_length,
    input_PIN_profile,
    input_PAN_data_length,
    input_PAN_data,
    input_PIN_block_length,
    input_PIN_block,
    output_PIN_profile_length,
    output_PIN_profile,
    output_PAN_data_length,
    output_PAN_data,
    authentication_data_length,
    authentication_data,
    output_PIN_block_length,
    output_PIN_block,
    reserved1_length,
    reserved1,
    reserved2_length,
    reserved2,
    reserved3_length,
    reserved3)
```

Parameters

The parameters for CSNBPTR2.

For the definitions of the *return_code*, *reason_code*, *exit_data_length*, and *exit_data* parameters, see [“Parameters common to all verbs” on page 18](#).

rule_array_count

Direction: Input

Type: Integer

A pointer to an integer variable containing the number of 8-byte elements in the **rule_array** variable. This value must be in the range 1 - 4.

rule_array

Direction: Input

Type: String array

A pointer to a string variable containing an array of keywords. Each element in the array must contain a valid keyword that is left-aligned and padded on the right as needed with space characters. The **rule_array** keywords are:

<i>Table 188. Keywords for Encrypted PIN Translate2 control information</i>	
Keyword	Meaning
<i>Mode (one required)</i>	
REFORMAT	Specifies that either or both the PIN-block format and the PIN-block encryption are to be changed. If the PIN-extraction method is not chosen by default, another element in the rule array must specify one of the keywords that indicates a PIN-extraction method.
TRANSLAT	Specifies that only PIN-block encryption is changed. The first 24 bytes of PIN profiles are <i>not</i> ignored.
<i>PAN-change option (one, optional). Only valid with ISO-4 PIN block processing and REFORMAT mode.</i>	
PAN-CHG	Specifies that a PAN change is requested.
<i>Unique key per transaction (one, optional). Only valid with DES (UKPTxxxx) or Triple-DES (DUKPT-xx) keys.</i>	
DUKPT-BH	Specifies the use of DUKPT key-derivation and PIN-block ciphering for both input and output processing, Triple-DES method.
DUKPT-IP	Specifies the use of DUKPT input-key derivation and PIN-block decryption, Triple-DES method.
DUKPT-OP	Specifies the use of DUKPT output-key derivation and PIN-block encryption, Triple-DES method.
UKPTBOTH	Specifies the use of DUKPT key-derivation and PIN-block ciphering for both input and output processing, Single-DES method.
UKPTIPIN	Specifies the use of DUKPT input-key derivation and PIN-block decryption, Single-DES method.
UKPTOPIN	Specifies the use of DUKPT output-key derivation and PIN-block encryption, Single-DES method.
<i>PIN-extraction method (one, optional). PIN-block format is specified by the first 8-byte element of the input_PIN_profile variable. See “The PIN profile” on page 554.</i>	
HEXDIGIT	Specifies to use the first occurrence of a digit in the range from X'A' to X'F' as the pad value to determine the PIN length. Only valid when PIN-block format is 3624.
PADDIGIT	Specifies to use the pad value in the PIN profile to identify the end of the PIN. Only valid when PIN-block format is 3624. This is the default for an IBM 3624 PIN-block format.
PADEXIST	Specifies to use the character in the sixth position of the PIN block as the value of the pad. Only valid when PIN-block format is 3624.
PINBLOCK	Specifies to use one of the following to identify the PIN: <ul style="list-style-type: none"> • The PIN length if the PIN block contains a PIN-length field. • The PIN-delimiter character if the PIN block contains a PIN-delimiter character. Only valid when PIN-block format is ISO (ISO-0, ISO-1, ISO-2, ISO-3, or ISO-4). This is the default for an ISO PIN-block format.
PINLENxx	Specifies the length of the PIN to use, where xx is 04, 05, 06, ..., 16. For example, for a PIN length of 4 digits, specify keyword PINLENO4 . Only valid when PIN-block format is 3624.

Table 188. Keywords for Encrypted PIN Translate2 control information (continued)	
Keyword	Meaning
<i>Plaintext PAN field format for CMAC message</i> Only valid if all the following are true: (1) PAN-CHG is specified, (2) the PTR2 ISO-4 Reformat Requires Authenticated PAN Change to Change the PAN command (offset X'038B') is enabled in the active role, and (3) the input and output PIN-block formats are both ISO-4.	
PANAUTAS	Specifies the plaintext PAN field format for the message used to calculate the CMAC provided in the authentication_data variable is ASCII data, one ASCII character per PAN digit (that is, Old PAN = input_PAN_data and New PAN = output_PAN_data). This is the default.
PANAUTI4	Specifies the plaintext PAN field format for the message used to calculate the CMAC provided in the authentication_data variable is according to ISO 9564-1, as shown in Table 186 on page 603 .

input_PIN_encrypting_key_identifier_length

Direction: Input
Type: Integer

A pointer to an integer variable containing the number of bytes of data in the **input_PIN_encrypting_key_identifier** variable. Set this value to the length of the AES or DES key token or label. A key label must be at least 64 bytes, and only the first 64 bytes of a key label are used.

input_PIN_encrypting_key_identifier

Direction: Input
Type: String

A pointer to a string variable that identifies either an operational fixed-length DES key-token, a variable-length AES key-token, or the label of such a record in AES or DES key storage.

This is either the identifier of the key to decrypt the input PIN-block or the identifier of the key-generating key to be used to derive the key to decrypt the input PIN-block. The key identifier must identify an AES key if the input PIN profile specifies a PIN-block format of ISO-4, otherwise it must identify a DES key.

- AES key (input PIN profile specifies a PIN-block format of ISO-4)

For AES keys, DUKPT is not supported.

When the input PIN profile specifies a PIN-block format of ISO-4, this parameter must identify a key token that contains a key whose algorithm is AES and a key type of PINPROT. In addition, the key usage fields must have one or both PINXLATE and REFORMAT key usage field bits set to B'1' as appropriate for the requested mode, the decryption operation set so that the key can be used for decryption (DECRYPT) but not encryption, the encryption mode of Cipher Block Chaining (CBC) must be specified, and PIN-block support of ISO-4.

For a REFORMAT ISO-4 to ISO-1 request, access control behavior is affected by the setting of the RFMT4TO1 key usage bit. See [Figure 34 on page 616](#).

- DES key (input PIN profile does not specify a PIN-block format of ISO-4)

For DES keys, specify the following input PIN encrypting key:

- If the DUKPT process is not used (that is, by not specifying a unique key per transaction rule-array keyword or by specifying **UKPTIPIN** or **DUKPT-IP**), the identified key token must contain the input PIN-block encrypting key to be used to decrypt the input PIN-block. The control vector

in the key token must specify key type IPINENC and have either CV bit 21 = B'1' (TRANSLAT), CV bit 22 = B'1' (REFORMAT), or both for the requested mode.

- If the DUKPT process is used (that is, by specifying the **UKPTOPIN**, **UKPTBOTH**, **DUKPT-OP**, or **DUKPT-BH** rule-array keyword), specify the base derivation key as a KEYGENKY key-type with CV bit 17 = B'1' (UKPT).

output_PIN_encrypting_key_identifier_length

Direction: Input
Type: Integer

A pointer to an integer variable containing the number of bytes of data in the **output_PIN_encrypting_key_identifier** variable. Set this value to the length of the AES or DES key token or label. A key label must be at least 64 bytes, and only the first 64 bytes of a key label are used.

output_PIN_encrypting_key_identifier

Direction: Input
Type: String

A pointer to a string variable that identifies either an operational fixed-length DES key-token, a variable-length AES key-token, or the label of such a record in AES or DES key storage.

This is either the identifier of the key to encrypt the output PIN-block or the identifier of the key-generating key to be used to derive the key to use to encrypt the output PIN-block. The key identifier must identify an AES key if the output PIN profile specifies a PIN-block format of ISO-4, otherwise it must identify a DES key.

- AES key (output PIN profile specifies a PIN-block format of ISO-4)

For AES keys, DUKPT is not supported.

When the output PIN profile specifies a PIN-block format of ISO-4, this parameter must identify a key token that contains a key whose algorithm is AES and a key type of PINPROT. In addition, the key usage fields must have one or both PINXLATE and REFORMAT key usage field bits set to B'1' as appropriate for the requested mode, the decryption operation set so that the key can be used for encryption (ENCRYPT) but not decryption, the encryption mode of Cipher Block Chaining (CBC) must be specified, and PIN-block support of ISO-4.

For a REFORMAT ISO-1 to ISO-4 request, access control behavior is affected by the setting of the RFMT1TO4 key usage bit. See [Figure 33 on page 615](#).

- DES key (output PIN profile does not specify a PIN-block format of ISO-4)

For DES keys, specify the following output PIN encrypting key:

- If the DUKPT process is not used (that is, by not specifying a unique key per transaction rule-array keyword or by specifying **UKPTOPIN** or **DUKPT-OP**), the identified key token must contain the output PIN-block encrypting key to be used to encrypt the output PIN-block. The control vector in the key token must specify key type OPINENC and have one or both CV bit 21 = B'1' (TRANSLAT) and CV bit 22 = B'1' (REFORMAT) for the requested mode.
- If the DUKPT process is used (that is, by specifying the **UKPTIPIN**, **UKPTBOTH**, **DUKPT-IP**, or **DUKPT-BH** rule-array keyword), specify the base derivation key as a KEYGENKY key-type with CV bit 17 = B'1' (UKPT).

authentication_key_identifier_length

Direction: Input
Type: Integer

A pointer to an integer variable containing the number of bytes of data in the **authentication_key_identifier** variable. When (1) **PAN-CHG** is specified in the rule array, (2) the **Encrypted PIN Translate2 - Permit ISO-4 Reformat w/ PAN Chg** command (offset X'038B') is enabled in the active role, and (3) the input and output PIN-block formats are both ISO-4, the length must be greater than 0 and the maximum length is 3500. Otherwise, set this value to either 0, the length of an AES null key-token, or the length of a key label for an AES null key-token.

authentication_key_identifier

Direction: Input
Type: String

A pointer to a string variable that identifies a null or operational variable-length AES key-token, or the label of such a record in AES key storage.

When (1) **PAN-CHG** is specified in the rule array, (2) the **PTR2 ISO-4 Reformat Requires Authenticated PAN Change to Change the PAN** command (offset X'038B') is enabled in the active role, and (3) the input and output PIN-block formats are both ISO-4, the verb performs an *authenticated PAN change*. Otherwise, a PAN change is not authenticated and either the **authentication_key_identifier_length** variable must be 0 or the **authentication_key_identifier** parameter must identify an AES null key-token.

If the verb is to perform an *authenticated PAN change*, this key is used to verify the CMAC found in the **authentication_data** variable, and successful verification is required to authorize a PAN change request. The algorithm of this key must be AES and the key type must be MAC. In addition, the key usage fields must indicate a MAC operation of VERIFY and a MAC mode of CMAC. When keyword **PAN-CHG** is specified in the rule array, and required command **PTR2 ISO-4 to ISO-4 Reformat Requires PTR2AUTH Usage when Authenticated PAN Change Is Required** (offset X'0395') is enabled in the active role, this key must have key usage PTR2AUTH.

input_PIN_profile_length

Direction: Input
Type: Integer

A pointer to an integer variable containing the number of bytes of data in the **input_PIN_profile** variable. Set the value to 24 if the input profile does not contain a CKSN extension, otherwise set the value to 48.

input_PIN_profile

Direction: Input
Type: String

A pointer to a 24-byte or 48-byte string variable containing three 8-byte character strings with information defining the PIN-block format, optionally followed by an additional 24 bytes containing the input CKSN extension.

input_PAN_data_length

Direction: Input
Type: Integer

A pointer to an integer variable containing the number of bytes of data in the **input_PAN_data** variable. Set this value to 10 – 19 if keyword **REFORMAT** is specified in the rule array and keyword ISO-0, ISO-3, or ISO-4 is specified for the PIN-block format in the input PIN profile, otherwise this value must be 0.

input_PAN_data

Direction: Input

Type: String

A pointer to a string variable containing the PAN data used to recover the PIN from the PIN block if keyword **REFORMAT** is specified in the rule array and keyword ISO-0, ISO-3, or ISO-4 is specified for the PIN-block format in the input PIN profile. This parameter is required to successfully process an ISO-4 PIN block for both **TRANSLAT** and **REFORMAT** modes.

Notes:

1. When using the ISO-0 or ISO-3 PIN-block format, use the 12 rightmost digits of the PAN, excluding the check digit.
2. No PAN check digit is included in the formation of an output PIN block that is not ISO-4.
3. No PAN check digit is included in the test to determine if the PAN in an ISO-4 PIN-block is equivalent to a PAN that is not in an ISO-4 PIN block.

input_PIN_block_length

Direction: Input

Type: Integer

A pointer to an integer variable containing the number of bytes of data in the **input_PIN_block** variable. The value must be 8 for DES or 16 for AES.

input_PIN_block

Direction: Input

Type: String

A pointer to a string variable containing the encrypted PIN-block.

output_PIN_profile_length

Direction: Input

Type: Integer

A pointer to an integer variable containing the number of bytes of data in the **output_PIN_profile** variable. Set the value to 24 if the output PIN profile does not contain a CKSN extension, otherwise set the value to 48.

output_PIN_profile

Direction: Input

Type: String

A pointer to a 24-byte or 48-byte string variable containing three 8-byte character strings with information defining the PIN-block format, optionally followed by an additional 24 bytes containing the output CKSN extension.

output_PAN_data_length

Direction: Input

Type: Integer

A pointer to an integer variable containing the number of bytes of data in the **output_PAN_data** variable. If the **PAN-CHG** keyword is specified in the rule array or the output PIN profile specifies ISO-0, ISO-3, or ISO-4, this value must be 10 – 19. Otherwise, set this value to 0.

output_PAN_data

Direction: Input

Type: String

A pointer to an optional string variable containing the new primary account number (PAN) data.

- If the **REFORMAT** keyword is specified in the rule array and output PIN profile keyword ISO-0, ISO-3, or ISO-4 is specified for the ISO format PIN-block in the output PIN profile (that is, PAN data is available), the verb requires this data to format the output PIN-block.
- If the **PAN-CHG** keyword is specified in the rule array, the verb uses the *authenticated PAN change* method to verify authorization to change the PAN. Otherwise, the access control point method is used to authorize changing the PAN if the **input_PAN_data** and the **output_PAN_DATA** values do not match.

Note: When using the ISO-0 or ISO-3 PIN-block format, use the 12 rightmost digits of PAN, excluding the check digit.

authentication_data_length

Direction: Input

Type: Integer

A pointer to an integer variable containing the number of bytes of data in the **authentication_data** variable. If (1) **PAN-CHG** is specified in the rule array, (2) the **PTR2 ISO-4 Reformat Requires Authenticated PAN Change to Change the PAN** command (offset X'038B') is enabled in the active role, and (3) the input and output PIN-block formats are both ISO-4, the verb performs an *authenticated PAN change*, in which case the value must be a minimum of $2 + 8 + 2 + 0 = 12$ up to a maximum of $2 + 16 + 2 + 256 = 276$. Otherwise, the value must be 0.

authentication_data

Direction: Input

Type: String

A pointer to a string variable that, when the **authentication_data_length** variable is greater than 0, contains the MAC that the verb must verify when an *authenticated PAN change* is required. The variable has a length-value format as shown in the following table:

Offset (bytes)	Length (bytes)	Description
0	2	Length of NIST SP 800-38B CMAC, <i>c</i> , in bytes: <i>x</i> . Length is in big endian format, and valid values are 8 – 16 (X'0008' – X'0010').
2	<i>x</i>	<p>NIST SP 800-38B CMAC, <i>c</i>.</p> <p>The data over which the MAC is calculated is an authentication value defined as follows:</p> <p style="padding-left: 40px;">Authentication value = Old PAN New PAN Optional additional authentication data</p> <p>The plaintext PAN field format of the Old PAN data and the New PAN data is either ASCII (Old PAN = input_PAN_data and New PAN = output_PAN_data) or, beginning with Release 5.5.12, based on the plaintext PAN field format defined by ISO 9564-1 shown in Table 186 on page 603. In releases before Release 5.5.12, the PAN format is always ASCII. In Release 5.5.12 or later, rule-array keyword PANAUT14 specifies to format the input_PAN_data (Old PAN) and output_PAN_data (New PAN) according to ISO 9564-1. If keyword PANAUT14 is not specified, the ASCII format is used.</p>

Offset (bytes)	Length (bytes)	Description
2+x	2	Length of optional additional authentication data, <i>a</i> , in bytes: <i>y</i> . Length is in big endian format, and valid values are 0 – 256 (X'0000' – X'0100').
4+x	<i>y</i>	Optional additional authentication data value, <i>a</i> .

If the verb must perform an *authenticated PAN change*, the CMAC length can be 8 – 16. The verb creates a CMAC over the Old PAN data, New PAN data, and any additional authentication data. This MAC is compared to the CMAC, *c*, in this length-value structure for CMAC length *x* bytes. The PAN change request is only performed if the values match.

Note: In releases before Release 5.5.12, the format for the Old PAN and the New PAN is ASCII characters, one character for each PAN digit (that is, Old PAN = **input_PAN_data** and New PAN = **output_PAN_data**). Beginning with Release 5.5.12, rule-array keyword **PANAUTAS** can be used to specify the format of the plaintext PAN fields in the message is ASCII. This is the default. If keyword **PANAUTI4** is specified in the rule array, the verb formats both the **input_PAN_data** and the **output_PAN_data** for the message using the PAN format specified by ISO 9564-1. [Table 186 on page 603](#) shows the format of an ISO 9564-1 plaintext PAN field.

output_PIN_block_length

Direction: Input/Output

Type: Integer

A pointer to an integer variable containing the number of bytes of data in the **output_PIN_block** variable. On input, the value must be 8 for DES or 16 for AES. On output, the variable is updated with the actual length of the **output_PIN_block** variable.

output_PIN_block

Direction: Output

Type: String

A pointer to a string variable containing the reenciphered and optionally reformatted PIN-block returned by the verb.

reserved1_length

Direction: Input/Output

Type: Integer

A pointer to an integer variable containing the number of bytes of data in the reserved1 variable. This value must be 0.

reserved1

Direction: Input/Output

Type: String

A pointer to a string variable. This parameter is reserved for future use.

reserved2_length

Direction: Input/Output

Type: Integer

A pointer to an integer variable containing the number of bytes of data in the reserved2 variable. This value must be 0.

reserved2

Direction: Input/Output
Type: String

A pointer to a string variable. This parameter is reserved for future use.

reserved3_length

Direction: Input/Output
Type: Integer

A pointer to an integer variable containing the number of bytes of data in the reserved3 variable. This value must be 0.

reserved3

Direction: Input/Output
Type: String

A pointer to a string variable. This parameter is reserved for future use.

Restrictions

The restrictions for CSNBPTR2.

- An AES MAC key with key usage PTR2AUTH is not supported in releases before Release 5.5.
- Support for *authenticated PAN changes* only applies to ISO-4 to ISO-4 PIN-block format translations, and it is not supported in releases before Release 5.5.12.
- Beginning with Release 5.5, when keyword **PAN-CHG** is specified in the rule array and required command **Encrypted PIN Translate2 - Permit ISO-4 to ISO-4 PTR2AUTH** (offset X'0395') is enabled in the active role, the AES MAC key identified by the **authentication_key_identifier** parameter must have key usage PTR2AUTH. This is the key to be used to verify the CMAC in the authentication data for ISO-4 to ISO-4 PAN change.
- As of CCA 5.4 and CCA 6.2, this verb supports three-key TDES keys. As a key management service this includes triple-length TDES key encrypting keys (KEKs). For a list of supported triple-length TDES key types beginning with Release 5.4 and Release 6.2, see [Table 10 on page 67](#).

Required commands

The required commands for CSNBPTR2

The Encrypted PIN Translate2 verb requires the commands shown in [Table 189 on page 613](#) to be enabled in the active role. The commands required for mode keywords **REFORMAT** and **TRANSLAT** depend on whether an AES key-token is used.

<i>Table 189. Required commands for CSNBPTR2</i>			
Rule-array keyword	At least one AES key-token used	Offset	Command
REFORMAT	Yes	X'0391'	Encrypted PIN Translate2 - REFORMAT
	No	X'00B7' (See Note 1.)	Encrypted PIN Translate - Reformat
TRANSLAT	Yes	X'0392'	Encrypted PIN Translate2 - TRANSLATE
	No	X'00B3' (See Note 2.)	Encrypted PIN Translate - Translate

Table 189. Required commands for CSNBPTR2 (continued)

Rule-array keyword	At least one AES key-token used	Offset	Command
DUKPT-BH, DUKPT-IP, DUKPT-OP, UKPTBOTH, UKPTIPIN, or UKPTOPIN	N/A	X'00E1' (See Note 3.)	DUKPT - PIN Verify, PIN Translate

Note:

1. A role with offset X'00B7' enabled can also use the Encrypted PIN Translate verb and the Encrypted PIN Translate Enhanced verb.
2. A role with offset X'00B3' enabled can also use the Encrypted PIN Translate verb.
3. A role with offset X'00E1' can also use the verbs Encrypted PIN Translate, Encrypted PIN Translate Enhanced, Encrypted PIN Verify, FPE Decipher, FPE Encipher, and FPE Translate.

Authenticated PAN change support is only allowed when (1) **PAN-CHG** is specified in the rule array, (2) the PTR2 ISO-4 Reformat Requires Authenticated PAN Change to Change the PAN command (offset X'038B') is enabled in the active role, *and* (3) the input and output PIN-block formats are both ISO-4. Certain restrictions apply when selecting a PAN change request. With offset X'038B' enabled in the active role, only authenticated PAN change requests are allowed when the input and output PIN-block formats are both ISO-4. When only one PIN-block format is ISO-4 (for example, ISO-0 to ISO-4 or ISO-4 to ISO-0), offset X'038B' does not prevent a reformat when there is no PAN change (that is, the 12 rightmost digits of the PAN, excluding the check digit, are equal).

Table 190 on page 614 shows the required access control command that must be enabled in the active role for each supported PIN-block format translation and allowed authenticated PAN-change option:

Table 190. CSNBPTR2 PIN-block format translations and required access control commands

PIN-block format		Authenticated PAN-change option allowed	Offset	Command
Input	Output			
ISO-0	ISO-4	No	X'038E'	Encrypted PIN Translate2 - Permit ISO-0 to ISO-4 Reformat
ISO-1 (See Note 1.)	ISO-4	No	X'038C' (See Note 2.)	Encrypted PIN Translate2 - Permit ISO-1 to ISO-4 Reformat
			X'0393' (See Note 2.)	Encrypted PIN Translate2 - Permit ISO-1 to ISO-4 RFMT1T04
ISO-4	ISO-0	No	X'038F'	Encrypted PIN Translate2 - Permit ISO-4 to ISO-0 Reformat
ISO-4	ISO-1 (See Note 1.)	No	X'038D' (See Note 3.)	Encrypted PIN Translate2 - Permit ISO-4 to ISO-1 Reformat
			X'0394' (See Note 3.)	Encrypted PIN Translate2 - Permit ISO-4 to ISO-1 RFMT4T01

Table 190. CSNBPTR2 PIN-block format translations and required access control commands (continued)

PIN-block format		Authenticated PAN-change option allowed	Offset	Command
Input	Output			
ISO-4	ISO-4	No	X'038A'	Encrypted PIN Translate2 - Permit ISO-4 to ISO-4 Translate
ISO-4	ISO-4	Yes	X'038B'	Encrypted PIN Translate2 - Permit ISO-4 Reformat w/ PAN Chg

Note:

1. PIN-block format ISO-1 is not allowed when the **Disallow PIN block format ISO-1** command (offset X'032F') is enabled in the active role.
2. When the **Encrypted PIN Translate2 - Permit ISO-1 to ISO-4 RFMT1T04** command (offset X'0393') is enabled in the active role, it has the effect of disallowing REFORMAT requests from ISO-1 to ISO-4 PIN blocks unless the outbound PIN encrypting key has the RFMT1T04 key-usage field bit on in the AES key-token. See Figure 33 on page 615.
3. When the **Encrypted PIN Translate2 - Permit ISO-4 to ISO-1 RFMT4T01** command (offset X'0394') is enabled in the active role, it has the effect of disallowing REFORMAT requests from ISO-4 to ISO-1 PIN blocks unless the inbound PIN encrypting key has the RFMT4T01 key-usage field bit on in the AES key-token. See Figure 34 on page 616.
4. The **Encrypted PIN Translate2 - Permit ISO-4 Reformat w/ PAN Chg** command (offset X'038B') does not prevent a reformat when only one PIN-block format is ISO-4 (for example, ISO-0 to ISO-4 or ISO-4 to ISO-0) and the 12 rightmost digits of the PAN, excluding the check digit, are equal).

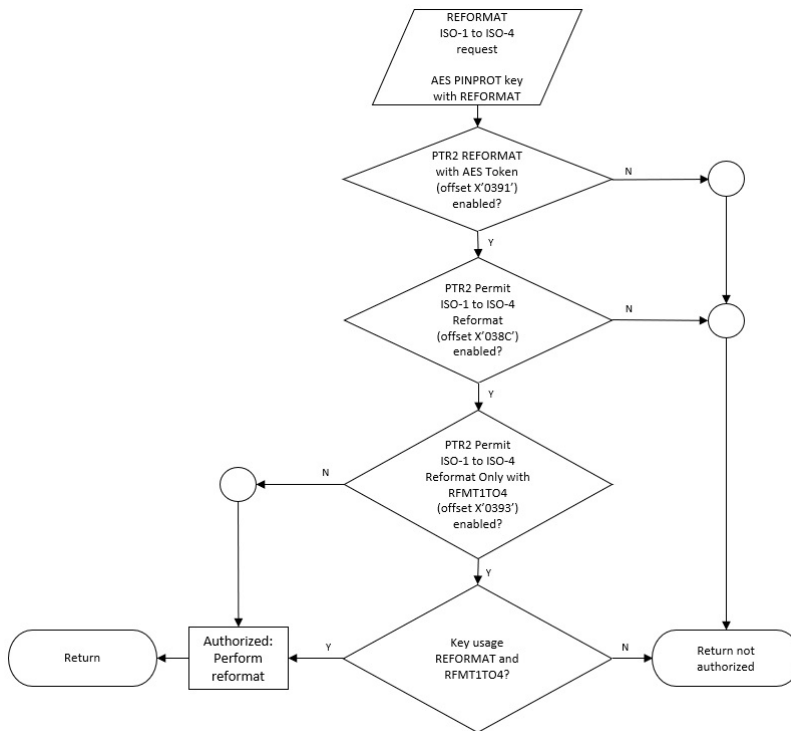


Figure 33. CSNBPTR2 access control behavior for REFORMAT ISO-1 to ISO-4 requests

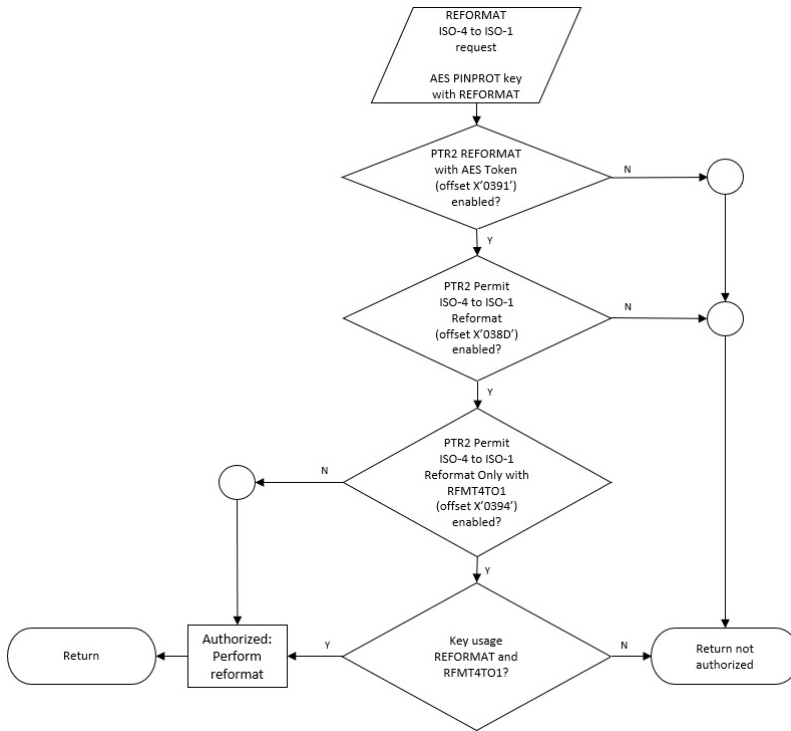


Figure 34. CSNBPTR2 access control behavior for REFORMAT ISO-4 to ISO-1 requests

An enhanced PIN security mode is available for extracting PINs from a 3624 encrypted PIN-block and formatting an encrypted PIN-block into IBM 3624 format using the PADDIGIT PIN-extraction method. This mode limits checking of the PIN to decimal digits and a minimum PIN length of 4 is enforced. No other PIN-block consistency checking is performed. To activate this mode, enable the **Enhanced PIN Security** command (offset X'0313') in the active role. See [Table 159 on page 557](#) for a list of verbs affected when offset X'0313' is enabled in the active role.

ANSI X9.8 defines PIN rules that affect how PIN blocks can be reformatted. To have this verb enforce the PIN rules defined by ANSI X9.8, enable the **ANSI X9.8 PIN - Enforce PIN block restrictions** command (offset X'0350') or the more restrictive **ANSI X9.8 PIN - Allow only ANSI PIN blocks** command (offset X'0352') in the active role. If both of these commands are enabled, the more restrictive offset X'0352' overrides X'0350'.

[Table 191 on page 616](#) provides a matrix of allowed and not allowed reformatting between PIN-block formats when ANSI X9.8 PIN rules are being enforced (that is, offset X'0350', X'0352', or both are enabled in the active role), as well as any exceptions.

Input PIN-block format	Output PIN-block format			
	IBM 3624	ISO Format 0, 3, or 4	ISO Format 1 (See Note 6.)	ISO Format 2
IBM 3624	Allowed (see Note 3).	Allowed (see Note 3 and Note 4).	Allowed (see Note 3).	Not allowed.
ISO Format 0, 3, or 4	Not allowed.	Allowed.	Not allowed (see Note 5).	Not allowed.
ISO Format 1 (See Note 6.)	Not allowed.	Allowed.	Allowed.	Not allowed.
ISO Format 2	Not allowed.	Not allowed.	Not allowed.	Not allowed.

Table 191. CSNBPTR2 rules between PIN-block formats when ANSI X9.8 rules are being enforced (continued)

Input PIN-block format	Output PIN-block format			
	IBM 3624	ISO Format 0, 3, or 4	ISO Format 1 (See Note 6.)	ISO Format 2
<p>Note:</p> <ol style="list-style-type: none"> ANS X9.8 PIN rules are enforced when the ANSI X9.8 PIN - Enforce PIN block restrictions command (offset X'0350'), the ANSI X9.8 PIN - Allow only ANSI PIN blocks command (offset X'0352'), or both are enabled in the active role. ISO formats 0, 3, and 4 have a PAN as part of the format, while IBM 3624 and ISO formats 1 and 2 do not. When the ANSI X9.8 PIN - Allow only ANSI PIN blocks command (offset X'0352') is enabled in the active role, the input and output PIN-block formats must both be ISO. When the ANSI X9.8 PIN - Allow only ANSI PIN blocks command is not enabled in the active role (offset X'0352'), the ANSI X9.8 PIN - Allow modification of PAN command (offset X'0351') overrides the restriction to not allow a change of PAN data. The Encrypted PIN Translate2 - Permit ISO-4 Reformat w/ PAN Chg command (offset X'038B') overrides offset X'0351' and does not allow a change of PAN except for ISO-4 to ISO-4 authenticated PAN change. When offsets X'0350' or X'0352' or both are enabled in the active role, the Encrypted PIN Translate2 - Permit ISO-4 to ISO-1 Reformat command (offset X'038D') overrides the ANSI X9.8 PIN rules restriction to not allow a reformat from an ISO-4 to an ISO-1 PIN-block format. PIN-block format ISO-1 is not allowed when Disallow PIN block format ISO-1 command (offset X'032F') is enabled in the active role. 				

The three commands that, when enabled in the active role, affect how PIN processing is performed are described in more detail below:

- Offset X'0350' – **ANSI X9.8 PIN - Enforce PIN block restrictions** (see [Table 191 on page 616](#)).

Note: The **ANSI X9.8 PIN - Allow only ANSI PIN blocks** command (offset X'0352') overrides offset X'0350'.

Enable offset X'0350' in the active role to apply additional restrictions to PIN processing as follows:

- Do not translate or reformat an ISO PIN-block into a non-ISO PIN-block. Specifically, do not allow an IBM 3624 PIN-block format in the `output_PIN_profile` variable when the PIN-block format in the `input_PIN_profile` variable is not IBM 3624.
- Constrain use of ISO-2 PIN blocks to offline PIN verification and PIN change operations in integrated circuit card environments only. Specifically, do not allow ISO-2 input or output PIN blocks.
- Do not translate or reformat a PIN-block format that includes a PAN into a PIN-block format that does not include a PAN. Specifically, do not allow an ISO-1 PIN-block format in the `output_PIN_profile` variable when the PIN-block format in the `input_PIN_profile` variable is ISO-0, ISO-3, or ISO-4 (ISO-1 PIN blocks do not contain PAN data while ISO-0, ISO-3, and ISO-4 do contain PAN data).

Note: The **Encrypted PIN Translate2 - Permit ISO-4 to ISO-1 Reformat** command (offset X'038D') when enabled in the active role overrides this rule for ISO-4 PIN blocks. When X'038D' is enabled in the active role and the keys involved have the correct usage, an ISO-4 PIN-block can be reformatted to an ISO-1 PIN-block.

- Do not allow a change of PAN data. Specifically, when performing translations between PIN block formats that both include PAN data, do not allow the `input_PAN_data` and `output_PAN_data` variables to be different from the PAN data enciphered in the input PIN-block.

Note: The **ANSI X9.8 PIN - Allow modification of PAN** command (offset X'0351') overrides the restriction to not allow a change of PAN data when the **ANSI X9.8 PIN - Enforce PIN block restrictions** command (offset X'0350') is enabled in the active role, and allows a PIN-block format change from 3624 to ISO-0, ISO-3, or ISO-4.

2. Offset X'0351' – **ANSI X9.8 PIN - Allow modification of PAN**

Note: The **Encrypted PIN Translate2 - Permit ISO-4 Reformat w/ PAN Chg** command (offset X'038B') overrides offset X'0351'. When X'038B' is enabled in the active role, a change of PAN is not allowed. The PAN can only be reformatted and the input and output PANs must match.

Enable offset X'0351' in the active role to override the restriction to not allow a change of PAN data. This override is applicable only when either the **Enforce ANS X9.8 PIN Rules** command (offset X'0350') is enabled in the active role, the **ANSI X9.8 PIN - Allow only ANSI PIN blocks** command (offset X'0352') is enabled in the active role, or both are enabled in the active role. This override is provided to support account number changes in issuing environments. Offset X'0351' has no effect if neither offset X'0350' nor offset X'0352' is enabled in the active role.

For ISO-4, the **Encrypted PIN Translate2 - Permit ISO-4 Reformat w/ PAN Chg** command (offset X'038B') enables the authenticated PAN change feature. This feature occurs when offset X'038B' is enabled in the active role and the input and output PIN-block formats are both ISO-4.

3. Offset X'0352' – **ANSI X9.8 PIN - Allow only ANSI PIN blocks** (see [Table 191 on page 616](#)).

Enable the **ANSI X9.8 PIN - Allow only ANSI PIN blocks** command (offset X'0352') in the active role to apply a more restrictive version of the **ANSI X9.8 PIN - Enforce PIN block restrictions** command (offset X'0350'). In addition to the previously described restrictions of offset X'0350', this command also restricts the **input_PIN_profile** and the **output_PIN_profile** to contain only ISO-0, ISO-1, ISO-3 or ISO-4 PIN block formats. Specifically, the IBM 3624 PIN-block format is not allowed with this command. Offset X'0352' overrides offset X'0350'.

Each of the above three commands affects multiple verbs. For a list of the affected verbs, see offsets X'0350', X'0351', and X'0352' in [Table 370 on page 1260](#).

Additional restrictions can be put in place or lessened to allow or disallow TRANSLAT and REFORMAT operations when ISO-4 PIN blocks are specified in either the input PIN profile or the output PIN profile. The following options are available:

PIN-block format		Offset	Command
Input	Output		
ISO-0	ISO-4	X'038E'	Encrypted PIN Translate2 - Permit ISO-0 to ISO-4 Reformat
ISO-1 (See note.)	ISO-4	X'038C'	Encrypted PIN Translate2 - Permit ISO-1 to ISO-4 Reformat
ISO-4	ISO-0	X'038F'	Encrypted PIN Translate2 - Permit ISO-4 to ISO-0 Reformat
ISO-4	ISO-4	X'038A'	Encrypted PIN Translate2 - Permit ISO-4 to ISO-4 Translate
<p>Note: PIN-block format ISO-1 is not allowed when Disallow PIN block format ISO-1 command (offset X'032F') is enabled in the active role (Release 5.5.12 or later).</p>			

Beginning with Release 5.4, it is possible to do a translation using an output key that is weaker than the input key. To disallow this, set the appropriate commands shown in the table below:

Algorithm of PIN-encrypting key		Offset	Command to disallow translation using a weaker key (Release 5.4 or later)
Input	Output		
AES	DES	X'01C5'	Disallow translation from AES wrapping to DES wrapping
AES	AES	X'01C6'	Disallow translation from AES wrapping to weaker AES wrapping
DES	DES	X'01C7'	Disallow translation from DES wrapping to weaker DES wrapping

Each of these commands affects multiple verbs. See [Table 370](#) on page 1260.

Usage notes

The usage notes for CSNBPTR2.

None.

JNI version

This verb has a Java Native Interface (JNI) version, which is named CSNBPTR2J.

See [“Building Java applications using the CCA JNI”](#) on page 23.

Format

```
public native void CSNBPTR2(
    hikmNativeNumber return_code,
    hikmNativeNumber reason_code,
    hikmNativeNumber exit_data_length,
    byte[] exit_data,
    hikmNativeNumber rule_array_count,
    byte[] rule_array,
    hikmNativeNumber in_PIN_enc_key_id_length,
    byte[] in_PIN_enc_key_id,
    hikmNativeNumber out_PIN_enc_key_id_length,
    byte[] out_PIN_enc_key_id,
    hikmNativeNumber auth_key_id_length,
    byte[] auth_key_id,
    hikmNativeNumber in_PIN_profile_length,
    byte[] in_PIN_profile,
    hikmNativeNumber in_PAN_data_length,
    byte[] in_PAN_data,
    hikmNativeNumber in_PIN_blk_length,
    byte[] in_PIN_blk,
    hikmNativeNumber out_PIN_profile_length,
    byte[] out_PIN_profile,
    hikmNativeNumber out_PAN_data_length,
    byte[] out_PAN_data,
    hikmNativeNumber auth_data_length,
    byte[] auth_data,
    hikmNativeNumber out_PIN_blk_length,
    byte[] out_PIN_blk,
    hikmNativeNumber reserved1_length,
    byte[] reserved1,
    hikmNativeNumber reserved2_length,
    byte[] reserved2,
    hikmNativeNumber reserved3_length,
    byte[] reserved3);
```

Encrypted PIN Translate Enhanced (CSNBPTRE)

The Encrypted PIN Translate Enhanced verb reformats a PIN into a different PIN-block format using an enciphered PAN field. You can use this verb in an interchange-network application, or to change the PIN block to conform to the format and encryption key used in a PIN-verification database.

The CSNBPTRE verb supports Visa Data Secure Platform (VDSP, formerly known as Visa Merchant Data Secure (VMDS)) processing. With this verb you can also use *derived unique key per transaction (DUKPT)* PIN-block encryption (ANS X9.24) for both input and output PIN blocks. The verb supports translation of PINs whose PAN information has been enciphered using the VDSP standard and Visa Format Preserving Encryption (VFPE) methods.

PIN blocks are sometimes formatted using the PAN information. For the CSNBPTRE verb, either the input PIN block profile or the output PIN block profile must specify a PIN block format that incorporates a PAN. The PIN block formats which incorporate a PAN are ISO-0, ISO-3, and Visa Format 4. VDSP enciphered PAN data can be enciphered using DUKPT key management or static TDES key management. The enciphered PAN could be enciphered with the CBC mode or the VFPE mode. VDSP requires that the same key management scheme and type of keys are used for both the PIN and PAN. For VDSP, the following pairings are supported:

Table 192. Pairings supported for VDSP

Function	Source		Target	
	Key management	VDSP option	Key management	VDSP option
Translation	DUKPT	Standard CBC	Static TDES non-DUKPT (Zone Encryption Keys)	Standard CBC
		VFPE		
	Static TDES non-DUKPT	Standard CBC		

Terminology: The VDSP specification speaks of two key management methods: *DUKPT (derived unique key per transaction)* and *Zone Encryption Keys*. The process for deriving these keys is documented in ANS X9.24 Part 1. *Zone Encryption Keys* are called *static keys* in CCA. Static keys are presented for use and are not derived during verb processing. They are double length TDES keys for this service which are called *static TDES keys* in this document.

The verb operates in reformat mode. In reformat mode, the verb performs the translate-mode functions (changes the wrapping key) and, in addition, processes the cleartext information. Following the rules that you specify, the PIN is extracted from the recovered cleartext PIN block using the specified input PIN encrypting key and formatted into an output PIN block according to the output PIN profile for encryption. The PIN block is re-enciphered with the specified output PIN encrypting key. Change of PAN data is not allowed.

The Encrypted PIN Translate Enhanced verb performs the following processing:

- It decrypts the input PIN-block by using the supplied IPINENC key in ECB mode, or derives the decryption key using the specified KEYGENKY key and the current-key serial number (CKSN), and then uses ANS X9.24-specified special decryption or the Triple-DES (TDES) method. The PAN must be deciphered using either the data decryption key derived from the base derivation key and CKSN or using the specified static TDES data decryption key (DECIPHER, CIPHER).
- Checks the control vector of the input PIN encryption key to ensure that for an IPINENC key the REFORMAT bit (CV bit 22) is set to B'1' for reformat mode, or for a KEYGENKY key, that the UKPT bit (CV bit 18) is set to B'1'. Likewise the OPINENC key must have the REFORMAT bit set according to the requested mode.
- In reformat mode, performs these steps:
 - It extracts the PIN from the specified PIN-block format using the method specified by default or by a rule-array keyword. If required by the PIN-block format, PAN data is used in the extraction process.

- Formats the extracted-PIN into the format declared for the output PIN-block. As required by the PIN-block format, the verb incorporates PAN data, sequence number, and pad character information in formatting the output.
- It enciphers the output PIN-block by using the supplied static OPINENC key in ECB mode, or derives the decryption key using the specified KEYGENKY key and the output current-key serial number (CKSN) from the output PIN profile and uses ANS X9.24-specified special encryption or Triple-DES method. The REFORMAT bit must be set to B'1' in the OPINENC control vector, or the UKPT bit must be set to B'1' in the KEYGENKY control vector.

Note: This verb supports PCI-HSM 2016 compliant-tagged key tokens.

Format

The format of CSNBPTRE.

```
CSNBPTRE (
    return_code,
    reason_code,
    exit_data_length,
    exit_data,
    rule_array_count,
    rule_array,
    input_PIN_encrypting_key_identifier_length,
    input_PIN_encrypting_key_identifier,
    output_PIN_encrypting_key_identifier_length,
    output_PIN_encrypting_key_identifier,
    PAN_key_identifier_length,
    PAN_key_identifier,
    input_PIN_profile_length,
    input_PIN_profile,
    PAN_data_length,
    PAN_data,
    input_PIN_block_length,
    input_PIN_block,
    output_PIN_profile_length,
    output_PIN_profile,
    sequence_number,
    output_PIN_block_length,
    output_PIN_block,
    reserved1_length,
    reserved1,
    reserved2_length,
    reserved2)
```

Parameters

The parameters for CSNBPTRE.

For the definitions of the *return_code*, *reason_code*, *exit_data_length*, and *exit_data* parameters, see [“Parameters common to all verbs” on page 18](#).

rule_array_count

Direction: Input

Type: Integer

A pointer to an integer variable containing the number of elements in the **rule_array** variable. The value must be in the range 6 – 9.

rule_array

Direction: Input

Type: String array

Encrypted PIN Translate Enhanced (CSNBPTRE)

A pointer to a string variable containing an array of keywords. The keywords are 8 bytes in length, and are left-aligned and padded on the right with space characters. The returned rule array keywords express the contents of the token.

<i>Table 193. Keywords for Encrypted PIN Translate Enhanced control information</i>	
Keyword	Description
Processing method (required)	
VMDS	Specifies that the VDSP method (Visa Data Secure Platform method, formally known as the Visa Merchant Data Secure (VMDS) method) is to be used for processing.
Mode (required)	
REFORMAT	Specifies that either the PIN-block format and the PIN-block encryption, or both, are to be changed. If the PIN-extraction method is not chosen by default, another element in the rule array must specify one of the keywords that indicates a PIN-extraction method.
Input PAN data key management method (one, required).	
IN-DUKPT	Specifies that the key to be used to decrypt the PAN data is to be derived using the key specified in the input_PIN_encrypting_key_identifier . See the description of the input_PIN_encrypting_key_identifier for the requirements of the key. The DUKPT-BH or DUKPT-IP keyword is required.
OUTDUKPT	Specifies that the key to be used to decrypt the PAN data is to be derived using the key specified in the output_PIN_encrypting_key_identifier . See the description of the output_PIN_encrypting_key_identifier for the requirements of the key. The DUKPT-BH or DUKPT-OP keyword is required.
STATIC	Specifies the use of static double length (2-key) Triple-DES symmetric keys for the PAN.
Input data algorithm (one, required)	
TDES	Specifies that Triple-DES encryption was used for the PAN.
Input data mode (one, required)	
CBC	Specifies that CBC mode encryption was used for the PAN. This is the mode for the Standard Encryption option.
VFPE	Specifies that Visa format preserving encryption was used for the PAN.
PAN input character set (one, required)	
PAN4BITX	Specifies that the PAN data character set is 4-bit hex. Two digits per byte. Not valid with the CBC rule.
PAN8BITA	Specifies that the PAN data character set is normal ASCII, represented in binary format. Not valid with CBC rule.
PAN-EBLK	Specifies that the PAN data is in a CBC encrypted block. Valid only with CBC rule.
PAN check digit compliance (one required if mode VFPE and PAN input character set keyword are present, otherwise not allowed)	
CMCKDGT	Last digit of the PAN contains a compliant check digit per ISO/IEC 7812-1.
NONCKDGT	Last digit of the PAN does not contain a compliant check digit per ISO/IEC 7812-1.
Unique Key Per Transaction (one, optional). These keywords are for the PIN-encrypting keys.	
DUKPT-BH	Specifies that the input and output PIN-encrypting keys are to be derived using the key-generating key specified in the respective parameters. See the descriptions of the input_PIN_key_identifier and output_PIN_key_identifier parameters for the requirements of the keys.

Table 193. Keywords for Encrypted PIN Translate Enhanced control information (continued)	
Keyword	Description
DUKPT-IP	Specifies the use of DUKPT input-key derivation and PIN-block decryption, Triple-DES method. Specifies that the input PIN-encrypting key is to be derived using the key-generating key specified in the input_PIN_key_identifier parameter. See the description of the input_PIN_key_identifier parameter for the requirements of the key.
DUKPT-OP	Specifies that the output PIN-encrypting key is to be derived using the key-generating key specified in the output_PIN_key_identifier parameter. See the description of the output_PIN_key_identifier parameter for the requirements of the key.

PIN-extraction method (one, optional).

If the PIN block format is provided, one of the PIN extraction method keywords shown in [Table 158 on page 556](#) can be specified for the given PIN block format.

Note: Specify the **PIN block format** keyword in the **PIN_profile** variable (see [“PIN block format” on page 555](#)).

The following PIN-block formats are supported:

- 3624
- ISO-0
- ISO-1
- ISO-2
- ISO-3

The following S390 formats are also supported: VISA-2, VISA-3, VISA-4, OEM-1, ECI-2, ECI-3.

See [“PIN block format and PIN extraction method keywords” on page 555](#) for additional information. If the default extraction method for a PIN block format is desired, specify the **rule_array_count** value as 1.

input_PIN_encrypting_key_identifier_length

Direction: Input
Type: Integer

A pointer to an integer variable containing the number of bytes of data in the **input_PIN_encrypting_key_identifier** variable. Set the value to 64.

input_PIN_encrypting_key_identifier

Direction: Input
Type: String

A pointer to a string variable containing an operational fixed-length DES key-token or a key label of an operational fixed-length DES key-token record.

This is the identifier of the key to decrypt the input PIN block. Or it is the key-generating key to be used to derive the key to decrypt the input PIN block. The key-generating key can optionally be used to derive the key to decrypt the PAN data.

The key identifier is an operational token or the key label of an operational token in key storage. If you do not use the UKPT process or you specify the DUKPT-OP rule array keyword, the key token must contain the PIN-encrypting key to be used to decipher the input PIN block. The key algorithm must be DES, the key type must be IPINENC and the key usage REFORMAT bit must be enabled (B'1').

If you use the UKPT process for the input PIN block by specifying the DUKPT-IP or the DUKPT-BH rule array keyword, the key token must contain the key-generating key to derive the PIN-encrypting key. If you have also specified the IN-DUKPT keyword, the key is used to derive the key to decrypt the PAN

data. The key algorithm must be DES, the key type must be KEYGENKY and the key usage UKPT bit must be enabled.

output_PIN_encrypting_key_identifier_length

Direction: Input
Type: Integer

A pointer to an integer variable containing the number of bytes of data in the **output_PIN_encrypting_key_identifier** variable. Set the value to 64.

output_PIN_encrypting_key_identifier

Direction: Input
Type: String

A pointer to a string variable containing an operational key token or a key label of an operational key token record in DES key storage.

The identifier of the key to encrypt the output PIN block or the key-generating key to be used to derive the key to encrypt the output PIN block. The key-generating key can optionally be used to derive the key to decrypt the PAN data.

If you do not use the UKPT process or you specify the DUKPT-IP rule array keyword, the key token must contain the PIN-encrypting key to be used to encipher the output PIN block. The key algorithm must be DES, the key type must be OPINENC and the key usage REFORMAT bit must be enabled.

If you use the UKPT process for the output PIN block by specifying the DUKPT-OP or the DUKPT-BH rule array keyword, the key token must contain the key-generating key to derive the PIN-encrypting key. If you have also specified the OUTDUKPT keyword, the key is used to derive the key to decrypt the PAN data. The key algorithm must be DES, the key type must be KEYGENKY and the key usage UKPT bit must be enabled (B'1').

PAN_key_identifier_length

Direction: Input
Type: Integer

A pointer to an integer variable containing the number of bytes of data in the **PAN_key_identifier** variable. Set the value to 0 if the PAN key management method keyword specifies DUKPT. Set it to 64 if the PAN key management method specifies STATIC.

PAN_key_identifier

Direction: Input
Type: String

A pointer to a string variable containing an internal fixed-length DES key-token or the key label of such a record in DES key-storage. This token contains a double-length data decryption key if the input PAN data key management method is STATIC. If the key token contains a double-length data encryption key (Zone Encryption Key in the VDSP specification), the token must have a key type of CIPHER or DECIPHER.

The key is used to decipher the input PAN data. If IN-DUKPT is specified as the input PAN data key management method, the base derivation key in the **input_PIN_encrypting_key_identifier** parameter is used to create the decryption key for the PAN.

If OUTDUKPT is specified as the input PAN data key management method, the base derivation key in the **output_PIN_encrypting_key_identifier** parameter is used to create the decryption key for the PAN. This parameter is not used if IN-DUKPT or OUTDUKPT is specified.

The key identifier is an operational token or the key label of an operational token in key storage. The key algorithm must be DES, the key type must be CIPHER or DECIPHER and the key must be a double-length key.

Note: DATA keys with ENC or DEC bits on are not supported. Also, zero CV data keys are not supported.

input_PIN_profile_length

Direction: Input
Type: Integer

A pointer to an integer variable containing the number of bytes of data in the **input_PIN_profile** variable. Set the value to 24 if the profile does not contain a CKSN extension. Otherwise, set the value to 48.

input_PIN_profile

Direction: Input
Type: String

A pointer to a string variable containing three 8-byte character strings with information defining the PIN-block format and, optionally, an additional 24 bytes containing the input CKSN extension. The strings are equivalent to 24-byte or 48-byte strings.

PAN_data_length

Direction: Input
Type: Integer

A pointer to an integer variable containing the number of bytes of data in the **PAN_data** parameter if the mode is CBC. If the mode is VFPE, this variable contains the number of PAN digits. The value is in the range 15 - 19 for VFPE. It is 16 if the standard encryption option is selected.

PAN_data

Direction: Input
Type: String

A pointer to a string variable containing the PAN data. For VFPE mode, if the PAN contains an odd number of 4-bit hex digits, the data must be left justified in the PAN variable and the right-most 4 bits are ignored. The verb uses this data to recover the PIN from the PIN block if you specify the REFORMAT keyword and the input PIN profile specifies the ISO-0, VISA-4 or ISO-3 keyword for the PIN-block format. If the output PIN profile specifies the ISO-0, VISA-4, or ISO-3 keyword for the PIN-block format, the 12 rightmost digits of the (decrypted) PAN, excluding the check digit, are used to format the output PIN block.

input_PIN_block_length

Direction: Input
Type: Integer

A pointer to an integer variable containing the number of bytes of data in the encrypted input PIN block. The value must be 8.

input_PIN_block

Direction: Input
Type: String

A pointer to a string variable containing the encrypted PIN-block.

output_PIN_profile_length

Direction: Input

Type: Integer

A pointer to an integer variable containing the number of bytes of data in the **output_PIN_profile** variable. The value is 24 or 48.

output_PIN_profile

Direction: Input

Type: String

A pointer to a string variable containing three 8-byte character strings with information defining the PIN-block format and, optionally, an additional 24 bytes containing the output CKSN extension. The strings are equivalent to 24-byte or 48-byte strings.

sequence_number

Direction: Input

Type: Integer

A pointer to an integer variable containing the sequence number. Ensure that the referenced integer variable is valued to 99999 if the output PIN block format is 3621 or 4704-EPP. Otherwise, this parameter is ignored.

output_PIN_block_length

Direction: Input/Output

Type: Integer

A pointer to an integer variable containing the number of bytes of data in the re-enciphered PIN block. The value must be at least 8.

output_PIN_block

Direction: Output

Type: String

A pointer to a string variable containing the re-enciphered and, optionally, reformatted PIN-block returned by the verb. The buffer can be larger on input. However, on output this field is updated to indicate the actual number of bytes returned by the card.

reserved1_length

Direction: Input

Type: Integer

A pointer to an integer variable containing the number of bytes of data in the **reserved1** variable. This value must be zero.

reserved1

Direction: Input/Output

Type: String

A pointer to a string variable. This parameter is reserved for future use.

reserved2_length

Direction: Input/Output

Type: Integer

A pointer to an integer variable containing the number of bytes of data in the **reserved2** variable. This value must be zero.

reserved2

Direction: Output

Type: String

A pointer to a string variable. This parameter is reserved for future use.

Restrictions

The restrictions for CSNBPTRE.

Beginning with Release 5.4 and Release 6.2, this verb supports triple-length TDES keys. For a list of supported triple-length TDES key types beginning with Release 5.4 and Release 6.2, see [Table 10 on page 67](#).

Required commands

The required commands for CSNBPTRE.

The Encrypted PIN Translate Enhanced verb requires the **Encrypted PIN Translate Enhanced** command (offset X'02D5') to be enabled in the active role. This ACP is ON by default. The following additional commands must be enabled depending on the capabilities that are requested:

Rule-array keyword	Input profile format control keyword	Output profile format control keyword Explanation	Offset	Command
REFORMAT	NONE	NONE	X'00B7'	Encrypted PIN Translate - Reformat
One or more of the following: IN-DUKPT , OUTDUKPT , DUKPT-OP , DUKPT-IP , or DUKPT-BH			X'001E'	Reencipher CKDS

An enhanced PIN security mode is available for extracting PINs from an IBM 3624 encrypted PIN-block and formatting an encrypted PIN block into 3621 or 3624 format using the PADDIGIT PIN-extraction method. This mode limits checking of the PIN to decimal digits, and a minimum PIN length of 4 is enforced. No other PIN-block consistency checking occurs. To activate this mode, enable the **Enhanced PIN Security** command (offset X'0313') in the active role.

The verb returns an error indicating that the PAD digit is not valid if all of these conditions are met:

1. The **Enhanced PIN Security** command is enabled in the active role.
2. The output PIN profile specifies 3624 as the PIN-block format.
3. The output PIN profile specifies a decimal digit (0 - 9) as the PAD digit.

Encrypted PIN Translate Enhanced (CSNBPTRE)

Three additional commands should be considered (offsets X'0350', X'0351', and X'0352'). If enabled, these three commands affect how PIN processing by this and other verbs is performed:

1. Enable the **ANSI X9.8 PIN - Enforce PIN block restrictions** command (offset X'0350') in the active role to apply additional restrictions to PIN processing as follows:
 - Do not translate or reformat a non-ISO PIN block into an ISO PIN block. Specifically, do not allow an IBM 3624 PIN-block format in the **output_PIN_profile** variable when the PIN-block format in the **input_PIN_profile** variable is not 3624.
 - Constrain use of ISO-2 PIN blocks to offline PIN verification and PIN change operations in integrated circuit card environments only. Specifically, do not allow ISO-2 input or output PIN blocks.
 - Do not translate or reformat a PIN-block format that includes a PAN into a PIN-block format that does not include a PAN. Specifically, do not allow an ISO-1 PIN-block format in the **output_PIN_profile** variable when the PIN-block format in the **input_PIN_profile** variable is ISO-0 or ISO-3.
2. Enable the **ANSI X9.8 PIN - Allow modification of PAN** command (offset X'0351') in the active role to override the restriction to not allow a change of PAN data. This override is applicable only when either the **ANSI X9.8 PIN - Enforce PIN block restrictions** command (offset X'0350') or the **ANSI X9.8 PIN - Allow only ANSI PIN blocks** command (offset X'0352') or both are enabled in the active role. This override supports environments that issue account number changes. Offset X'0351' has no effect if neither offset X'0350' nor offset X'0352' is enabled in the active role. This rule does not apply for PTRE. Also, PAN changes are not allowed.
3. Enable the **ANSI X9.8 PIN - Allow only ANSI PIN blocks** command (offset X'0352') in the active role to apply a more restrictive variation of the **ANSI X9.8 PIN - Enforce PIN block restrictions** command (offset X'0350'). In addition to the previously described restrictions of offset X'0350', this command also restricts the **input_PIN_profile** and the **output_PIN_profile** parameters to contain only ISO-0, ISO-1, and ISO-3 PIN block formats. Specifically, the IBM 3624 PIN-block format is not allowed with this command. The command at offset X'0352' overrides the one at offset X'0350'.

In releases before Release 5.4 and Release 6.2, triple-length TDES keys are not supported, thus limiting an outbound TDES key to double length. Beginning with Release 5.4 and Release 6.2, triple-length TDES keys are supported, and an outbound TDES key can be double-length or triple-length. This makes it possible for data that is encrypted using a triple-length key to be translated to data encrypted using a weaker double-length key. Such a translation reduces the security of the data and causes a security exposure, and CCA normally restricts such a translation from occurring. To override this restriction, the **Translate from DES Key to Weaker DES Key** command (offset X'01C3') must be enabled in the active role.

Usage notes

The usage notes for CSNBPTRE.

None.

JNI version

This verb has a Java Native Interface (JNI) version, which is named CSNBPTREJ.

See [“Building Java applications using the CCA JNI”](#) on page 23.

Format

```
public native void CSNBPTREJ(  
    hikmNativeNumber    return_code,  
    hikmNativeNumber    reason_code,  
    hikmNativeNumber    exit_data_length,  
    byte[]               exit_data,  
    hikmNativeNumber    rule_array_count,  
    byte[]               rule_array,  
    hikmNativeNumber    input_PIN_encrypting_key_identifier_length,
```

```

byte[]      input_PIN_encrypting_key_identifier,
hikmNativeNumber output_PIN_encrypting_key_identifier_length,
byte[]      output_PIN_encrypting_key_identifier,
hikmNativeNumber PAN_key_identifier_length,
byte[]      PAN_key_identifier,
hikmNativeNumber input_PIN_profile_length,
byte[]      input_PIN_profile,
hikmNativeNumber PAN_data_length,
byte[]      PAN_data,
hikmNativeNumber input_PIN_block_length,
byte[]      input_PIN_block,
hikmNativeNumber output_PIN_profile_length,
byte[]      output_PIN_profile,
hikmNativeNumber sequence_number,
hikmNativeNumber output_PIN_block_length,
byte[]      output_PIN_block,
hikmNativeNumber reserved1_length,
byte[]      reserved1,
hikmNativeNumber reserved2_length,
byte[]      reserved2;

```

Encrypted PIN Verify (CSNBPVR)

Use the Encrypted PIN Verify verb to verify that one of the customer selected trial PINs is valid.

Use the verb to verify that one of the following PINs is valid:

- IBM 3624 (IBM-PIN)
- IBM 3624 PIN offset (IBM-PINO)
- IBM German Bank Pool (GBP-PIN)
- VISA PIN validation value (VISA-PVV)
- VISA PIN validation value (VISAPVV4)
- Interbank PIN (INBK-PIN)

The unique-key-par-transaction key derivation for single and double-length keys is available for the *input_PIN_encrypting_key_identifier* parameter.

Note: This verb supports PCI-HSM 2016 compliant-tagged key tokens.

Format

The format of CSNBPVR.

```

CSNBPVR(
    return_code,
    reason_code,
    exit_data_length,
    exit_data,
    input_PIN_encrypting_key_identifier,
    PIN_verifying_key_identifier,
    input_PIN_profile,
    PAN_data,
    encrypted_PIN_block,
    rule_array_count,
    rule_array,
    PIN_check_length,
    data_array)

```

Parameters

The parameters for CSNBPVR.

For the definitions of the *return_code*, *reason_code*, *exit_data_length*, and *exit_data* parameters, see [“Parameters common to all verbs” on page 18](#).

input_PIN_encrypting_key_identifier

Direction: Input/Output
Type: String

The 64-byte key label or internal key token containing the PIN-encrypting key (IPINENC) that enciphers the PIN block. If keyword UKPTIPIN or DUKPT-IP is specified in the *rule_array*, the *input_PIN_encrypting_key_identifier* must specify a key token or key label of a KEYGENKY with the UKPT usage bit enabled.

PIN_verifying_key_identifier

Direction: Input/Output
Type: String

The 64-byte key label or internal key token that identifies the PIN verify (PINVER) key.

input_PIN_profile

Direction: Input
Type: String

The three 8-byte character elements that contain information necessary to either create a formatted PIN block or extract a PIN from a formatted PIN block. A particular PIN profile can be either an input PIN profile or an output PIN profile depending on whether the PIN block is being enciphered or deciphered by the verb. If you specify UKPTIPIN in the *rule_array* parameter, the *input_PIN_profile* is extended to a 48-byte field and must contain the current key serial number. See [“The PIN profile” on page 554](#) for additional information.

If you specify DUKPT-IP in the *rule_array* parameter, the *input_PIN_profile* is extended to a 48-byte field and must contain the current key serial number. See [“The PIN profile” on page 554](#) for additional information.

The pad digit is needed to extract the PIN from a 3624 or 3621 PIN block in the Encrypted PIN Verify verb.

The **PINLENnn** keywords are disabled for this verb by default. If these keywords are used, return code 8 with reason code 33 is returned. To enable them, the PTR Enhanced PIN Security access control point (bit X'0313') must be enabled using a TKE workstation.

PAN_data

Direction: Input
Type: String

The personal account number (PAN) is required for ISO-0, ISO-3, and VISA-4. Otherwise, this parameter is ignored. Specify 12 digits of account data in character format.

For ISO-0 or ISO-3, use the rightmost 12 digits of the PAN, excluding the check digit.

For VISA-4, use the leftmost 12 digits of the PAN, excluding the check digit.

encrypted_PIN_block

Direction: Input
Type: String

The 8-byte enciphered PIN block that contains the PIN to be verified.

rule_array_count

Direction: Input

Type: Integer

A pointer to an integer variable containing the number of elements in the *rule_array* variable. This value must be 1, 2, or 3.

rule_array

Direction: Input

Type: String array

The process rule for the PIN verify algorithm, described in [Table 194 on page 631](#).

<i>Table 194. Keywords for Encrypted PIN Verify control information</i>	
Keyword	Description
Algorithm value (One, required)	
GBP-PIN	The IBM German Bank Pool PIN. It verifies the PIN entered by the customer and compares that PIN with the institution generated PIN by using an institution key.
IBM-PIN	The IBM 3624 PIN, which is an institution-assigned PIN. It does not calculate the PIN offset.
IBM-PINO	The IBM 3624 PIN offset, which is a customer-selected PIN and calculates the PIN offset.
INBK-PIN	The Interbank PIN verify algorithm.
VISA-PVV	The VISA PIN verify value.
VISAPVV4	The VISA PIN verify value. If the length is 4 digits, normal processing for VISA-PVV will occur.
PIN block format and PIN extraction method (Optional)	See “ PIN block format and PIN extraction method keywords ” on page 555 for additional information and a list of PIN block formats and PIN extraction method keywords. The PINLENnn keywords are disabled for this verb by default. If these keywords are used, return code 8 with reason code 33 is returned. To enable them, the PTR Enhanced PIN Security access control point (bit X'0313') must be enabled using a TKE workstation. Note: If a PIN extraction method is not specified, the first one listed in Table 158 on page 556 for the PIN block format will be the default.
DUKPT keyword - single length key derivation (Optional)	
UKPTIPIN	The <i>input_PIN_encrypting_key_identifier</i> is derived as a single length key. The <i>input_PIN_encrypting_key_identifier</i> must be a KEYGENKY key with the UKPT usage bit enabled. The <i>input_PIN_profile</i> must be 48 bytes and contain the key serial number.
DUKPT keyword - double length key derivation (Optional)	
DUKPT-IP	The <i>input_PIN_encrypting_key_identifier</i> is to be derived using the DUKPT algorithm. The <i>input_PIN_encrypting_key_identifier</i> must be a KEYGENKY key with the DUKPT usage bit enabled. The <i>input_PIN_profile</i> must be 48 bytes and contain the key serial number.

PIN_check_length

Direction: Input

Type: String

The PIN check length for the IBM-PIN or IBM-PINO process rules only. Otherwise, it is ignored. Specify the rightmost digits, 4 - 16, for the PIN to be verified.

data_array

Direction: Input

Encrypted PIN Verify (CSNBPVR)

Type: Integer

Three 16-byte elements required by the corresponding *rule_array* parameter. The data array consists of three 16-byte fields whose specification depend on the process rule. If a process rule requires only one or two 16-byte fields, the rest of the data array is ignored by the verb. [Table 195 on page 632](#) describes the array elements.

Array element	Description
Decimalization_table	Decimalization table for IBM and GBP only. Sixteen decimal digits of 0 - 9. If the ANSI X9.8 PIN - Use stored decimalization tables only command (offset X'0356') access control point is enabled in the active role, this table must match one of the active decimalization tables in the coprocessors.
PIN_offset	Offset data for IBM-PINO. One to twelve numeric characters, 0 - 9, left-aligned and padded on the right with blanks. For IBM-PINO, the PIN offset length is specified in the <i>PIN_check_length</i> parameter. For IBM-PIN and GBP-PIN, the field is ignored.
Trans_sec_parm	For VISA, only the leftmost twelve digits of the 16-byte field are used. These consist of the rightmost eleven digits of the personal account number (PAN) and a one-digit key index. The remaining four characters are ignored. For Interbank only, all 16 bytes are used. These consist of the rightmost eleven digits of the PAN, a constant of X'6', a one-digit key index, and three numeric digits of PIN validation data.
RPVV	For VISA-PVV only, referenced PVV (four bytes) that is left-aligned. The rest of the field is ignored.
Validation_data	Validation data for IBM and GBP padded to 16 bytes. 1 - 16 characters of hexadecimal account data left-aligned and padded on the right with blanks.

Table 196 on page 632 lists the data array elements required by the process rule (*rule_array* parameter). The numbers refer to the process rule's position within the array.

Process rule	IBM-PIN	IBM-PINO	GBP-PIN	VISA-PVV	INBK-PIN
Decimalization_table	1	1	1		
Validation_data	2	2	2		
PIN_offset	3	3	3		
Trans_sec_parm				1	1
RPVV				2	

Restrictions

The restrictions for CSNBPVR.

Beginning with Release 5.4 and Release 6.2, this verb supports triple-length TDES keys. For a list of supported triple-length TDES key types beginning with Release 5.4 and Release 6.2, see [Table 10 on page 67](#).

Required commands

The required commands for CSNBPVR.

This verb requires the following commands to be enabled in the active role:

Rule-array keyword	Offset	Command
IBM-PIN, IBM-PINO	X'00AB'	Encrypted PIN Verify - 3624
GBP-PIN	X'00AC'	Encrypted PIN Verify - GBP
VISA-PVV, VISAPVV4	X'00AD'	Encrypted PIN Verify - VISA PVV
INBK-PIN	X'00AE'	Encrypted PIN Verify - Interbank

This verb also requires the **UKPT - PIN Verify, PIN Translate** command (offset X'00E1') to be enabled in the active role if you employ UKPT processing.

Note: A role with offset X'00E1' enabled can also use the Encrypted PIN Translate verb with UKPT processing.

An enhanced PIN security mode is available for extracting PINs from an IBM 3624 encrypted PIN-block using the PADDIGIT PIN-extraction method. This mode limits checking of the PIN to decimal digits, and a minimum PIN length of four is enforced. No other PIN-block consistency checking will occur. To activate this mode, enable the **Enhanced PIN Security** command (offset X'0313') in the active role.

Whenever the **ANSI X9.8 PIN - Use stored decimalization tables only** command (offset X'0356') is enabled in the active role, the `Decimalization_table` element of the `data_array` value must match one of the PIN decimalization tables that are in the active state on the coprocessor. Use of this command provides improved security and control for PIN decimalization tables. The VISA-PVV, VISAPVV4, and INBK-PIN PIN calculation methods do not have a `Decimalization_table` element and are therefore not affected by this command.

Usage notes

The usage notes for CSNBPVR.

None.

Related information

Additional information about CSNBPVR.

The algorithms are described in detail in [Chapter 24, “PIN formats and algorithms,” on page 1219.](#)

JNI version

This verb has a Java Native Interface (JNI) version, which is named CSNBPVRJ.

See [“Building Java applications using the CCA JNI” on page 23.](#)

Format

```
public native void CSNBPVRJ(
    hikmNativeNumber return_code,
    hikmNativeNumber reason_code,
    hikmNativeNumber exit_data_length,
    byte[] exit_data,
    byte[] input_PIN_encrypting_key_identifier,
    byte[] PIN_verifying_key_identifier,
    byte[] input_PIN_profile,
    byte[] PAN_data,
    byte[] encrypted_PIN_block,
```

FPE Decipher (CSNBFPEd)

```
hikmNativeNumber  rule_array_count,  
byte[]            rule_array,  
hikmNativeNumber  PIN_check_length,  
byte[]            data_array);
```

FPE Decipher (CSNBFPEd)

The FPE Decipher verb is used to decrypt payment card data for the Visa Data Secure Platform (VDSP) processing.

The FPE Decipher verb uses the TDES (Triple-DES) algorithm with cipher block chaining (CBC) or Visa Format Preserving Encryption (VFPE) mode and a cipher key to decipher data called ciphertext. This verb returns data called plaintext.

The verb can be used to decipher one or all of the following fields:

- the primary account number (PAN),
- the cardholder name,
- the Track 1 Discretionary Data,
- the Track 2 Discretionary Data.

Also refer to [Visa Format-Preserving Encryption supporting information](#).

The CSNBFPEd verb returns the enciphered fields and optionally the DUKPT PIN key, if DUKPT key management is selected.

Terminology: The VDSP specification speaks of two key management methods: *DUKPT (derived unique key per transaction)* and *Zone Encryption Keys*. The process for deriving these keys is documented in ANS X9.24 Part 1. *Zone Encryption Keys* are called *static keys* in CCA. Static keys are presented for use and are not derived during verb processing. They are double length TDES keys for this service which are called *static TDES keys* in this document.

Note: This verb supports PCI-HSM 2016 compliant-tagged key tokens.

Format

The format of CSNBFPED.

```
CSNBFPED(
    return_code,
    reason_code,
    exit_data_length,
    exit_data,
    rule_array_count,
    rule_array,
    enc_PAN_length,
    enc_PAN,
    enc_cardholder_name_length,
    enc_cardholder_name,
    enc_dtrack1_data_length,
    enc_dtrack1_data,
    enc_dtrack2_data_length,
    enc_dtrack2_data,
    key_identifier_length,
    key_identifier,
    derivation_data_length,
    derivation_data,
    clear_PAN_length,
    clear_PAN,
    clear_cardholder_name_length,
    clear_cardholder_name,
    clear_dtrack1_data_length,
    clear_dtrack1_data,
    clear_dtrack2_data_length,
    clear_dtrack2_data,
    DUKPT_PIN_key_identifier_length,
    DUKPT_PIN_key_identifier,
    reserved1_length,
    reserved1,
    reserved2_length,
    reserved2)
```

Parameters

The parameters for CSNBFPED.

For the definitions of the *return_code*, *reason_code*, *exit_data_length*, and *exit_data* parameters, see “Parameters common to all verbs” on page 18.

rule_array_count

Direction: Input

Type: Integer

A pointer to an integer variable containing the number of elements in the **rule_array** variable. The minimum value is 5. The maximum value is 10.

rule_array

Direction: Input

Type: String array

Keywords that provide control information to the verb. The **rule_array** keywords are described in Table 197 on page 635.

Note: At least one character set keyword is required.

Table 197. Keywords for FPE Decipher control information	
Keyword	Description
Processing method (required)	

<i>Table 197. Keywords for FPE Decipher control information (continued)</i>	
Keyword	Description
VMDS	Specifies that the VDSP method (Visa Data Secure Platform method, formally known as the Visa Merchant Data Secure (VMDS) method) is to be used for processing.
Key management method (one required)	
STATIC	Specifies the use of double length (2-key) triple-DES symmetric keys. This is a non-DUKPT key.
DUKPT	Specifies the use of the transaction unique general purpose Data Encryption Keys generated by the DUKPT process at the point of service for data encryption. This is required if VFPE mode is specified. Otherwise, this is optional.
Algorithm (required)	
TDES	Specifies the use of CBC mode triple-DES encryption.
Mode (one required)	
CBC	Specifies the use of CBC mode. This is the mode for the standard encryption option.
VFPE	Specifies the use of Visa format preserving encryption.
PAN input output character set (one required if the clear_PAN_length variable is greater than 0. Otherwise, it is not allowed.)	
PAN8BITA	Specifies that the PAN data character set is ASCII represented in binary form. Valid ASCII values are in the range 0 - 9 (X'30' - X'39').
PAN4BITX	Specifies that the PAN data character set is 4-bit hex with two digits per byte. Valid 4-bit hexadecimal values are in the range X'0' - X'9'.
Cardholder name input output character set (required if the clear_cardholder_name_length variable is greater than 0. Otherwise, it is not allowed.)	
CN8BITA	Specifies that the cardholder name character set is ASCII represented in binary format, one character per byte. See Table 163 on page 560 for valid characters.
Track_1 input output character set (required if the clear_dtrack1_data_length variable is greater than 0. Otherwise, it is not valid.)	
TK18BITA	Specifies that the track 1 discretionary data character set is ASCII represented in binary format, one character per byte. See Table 163 on page 560 for valid characters.
Track_2 input output character set (required if the clear_dtrack2_data_length variable is greater than 0. Otherwise, it is not valid.)	
TK28BITA	Specifies that the track 2 discretionary data character set is ASCII represented in binary format, one character per byte. Valid ASCII values are in the range 0 - 9 (X'30' - X'39') and A - F (X'41' - X'46').
PIN encryption key output selection (one, optional, if DUKPT is specified. Otherwise, it is not valid.)	
NOPINKEY	Do not return a DUKPT PIN encryption key. This is the default.
PINKEY	Return a DUKPT PIN encryption key.
PAN check digit compliance (one required if mode VFPE and the pan character set keyword is present. Otherwise, it is not allowed.)	
CMPCKDGT	Last digit of the PAN contains a compliant check digit per ISO/IEC 7812-1.
NONCKDGT	Last digit of the PAN does not contain a compliant check digit per ISO/IEC 7812-1.

enc_PAN_length

Direction: Input
Type: Integer

Specifies the length of the **enc_PAN** parameter in bytes if the mode is CBC or the number of PAN digits if the mode is VFPE. The value is either 0 or in the range 15 - 19 for VFPE. The value must be 0 or 16 if the standard option with CBC mode is selected. The value is zero when the PAN has not been presented for decryption.

enc_PAN

Direction: Input
Type: String

The enciphered primary account number (PAN) that is to be decrypted. For VFPE mode, if the PAN contains an odd number of 4-bit digits, the data is left justified in the PAN variable and the right-most 4 bits are ignored.

enc_cardholder_name_length

Direction: Input
Type: Integer

Specifies the length of the **enc_cardholder_name** parameter in bytes. The input value is either 0 or in the range 1 - 32, inclusive for VFPE. For the standard method, the input value is either 0 or in the range 2 - 32 for VFPE. For CBC mode, the input value is 0, 16, 24, 32, or 40. The value is zero when the cardholder name has not been presented for decryption.

enc_cardholder_name

Direction: Input
Type: String

The enciphered cardholder full name that is to be decrypted. Only characters in [Table 165 on page 562](#) are valid.

enc_dtrack1_data_length

Direction: Input
Type: Integer

Specifies the length of the **enc_dtrack1_data** parameter in bytes. The input value is either 0 or in the range 1 - 56, inclusive for VFPE. For the standard method, the input value is either 0 or in the range 1 - 56 for VFPE. For CBC mode, the input value is 0 or 16, 24, 32, 40, 48, 56, or 64. The value is zero when the track 1 discretionary data has not been presented for decryption.

enc_dtrack1_data

Direction: Input
Type: String

The encrypted track 1 data that is to be decrypted. Only characters in [Table 165 on page 562](#) are valid.

enc_dtrack2_data_length

Direction: Input
Type: Integer

Specifies the length of the **enc_dtrack2_data** parameter in bytes. The input value is either 0 or in the range 1 - 19 for VFPE. For mode CBC, the input value is 0, 8, or 16. The value is zero when the track 2 discretionary data is not presented for decryption.

enc_dtrack2_data

Direction: Input
Type: String

The encrypted track 2 data that is to be decrypted.

key_identifier_length

Direction: Input
Type: Integer

Specifies the length of the **key_identifier** parameter in bytes. The value must be 64, because only fixed length DES tokens are supported as the key identifier.

key_identifier

Direction: Input/Output
Type: String

The identifier of the key that is used to either decrypt the card data (key management STATIC) or derive the **DUKPT_PIN_key_identifer** (key management DUKPT). The *key identifier* is an operational token or the key label of an operational token in key storage.

For key management DUKPT, the key type must be KEYGENKY. In addition, it must have a control vector with bit 18 equal to B'1' (UKPT). The base derivation key is the one from which the operational keys are derived using the DUKPT algorithm defined in ANS X9.24 Part 1.

For key management STATIC, (Zone Encryption Key in the VDSP specification), the key type must be either CIPHER or ENCIPHER. For production purposes, it is recommended that the key have left and right halves that are not equal.

Note: Data keys are not supported.

If the token supplied was encrypted under the old master key, the token is returned encrypted under the current master key.

derivation_data_length

Direction: Input
Type: Integer

Specifies the length of the **derivation_data** parameter in bytes. The value must be 10 if a DUKPT key is specified in the **key_identifier** parameter. If a data encryption key is specified in the **key_identifier** parameter, this value must be set to zero.

derivation_data

Direction: Input
Type: String

Contains the 80 bit (10 byte) derivation data that is used as input to the DUKPT derivation process. The derivation data contains the current key serial number (CKSN), which is composed of the 59 bit initial key serial number, and concatenated with the 21 bit value of the current encryption counter, which the device increments for each new transaction. This field is in binary format.

clear_PAN_length**Direction:** Input/Output**Type:** Integer

Specifies the number of PAN digits in the **clear_PAN** parameter. This value must either be 0 or in the range 15 - 19, inclusive on output.

clear_PAN**Direction:** Output**Type:** String

This parameter returns the deciphered primary account number. The full account number, including check digit, is recovered. The data for this parameter is returned in binary format. It is the binary representation of 4-bit hex (keyword PAN4BITX) or ASCII (keyword PAN8BITA) as indicated by the supplied rule array keyword. The clear PAN is left justified in this field.

clear_cardholder_name_length**Direction:** Input/Output**Type:** Integer

Specifies the length of the **clear_cardholder_name** parameter in bytes. This output value is either 0 or in the range 2 - 32 on output. The variable can be larger on input. However, on output, this field is updated to indicate the actual number of bytes returned by the service.

clear_cardholder_name**Direction:** Output**Type:** String

This parameter returns the deciphered cardholder full name. The output data for this parameter is in binary format. It is the binary representation of ASCII as indicated by the supplied rule array keyword.

clear_dtrack1_data_length**Direction:** Input/Output**Type:** Integer

Specifies the length of the **clear_dtrack1_data** parameter in bytes. The output value is either 0 or in the range 1 - 56. The value can be larger on input. However, on output, this field is updated to indicate the actual number of bytes returned by the service.

clear_dtrack1_data**Direction:** Output**Type:** String

This parameter returns the deciphered discretionary track 1 data.

clear_dtrack2_data_length**Direction:** Input/Output**Type:** Integer

Specifies the length of the **clear_dtrack2_data** parameter in bytes. The output value is either 0 or in the range 1 - 19. The value can be larger on input. However, on output, this field is updated to indicate the actual number of bytes returned by the service.

clear_dtrack2_data

Direction: Output
Type: String

This parameter returns the deciphered discretionary track 2 data.

DUKPT_PIN_key_identifier_length

Direction: Input/Output
Type: Integer

Specifies the length of the **DUKPT_PIN_key_identifier** parameter in bytes. If the PINKEY rule-array keyword is specified, set this value to 64. Otherwise, set this value to 0. On output, the variable is updated with the length of the data returned in the **DUKPT_PIN_key_identifier** variable.

DUKPT_PIN_key_identifier

Direction: Input/Output
Type: String

On input, this parameter must contain a DES OPINENC or IPINENC skeleton token. On output, it contains the DES token with the derived DES OPINENC or IPINENC key.

reserved1_length

Direction: Input
Type: Integer

Specifies the length of the **reserved1** parameter in bytes. The value must be 0.

reserved1

Direction: Input
Type: String

This parameter is ignored.

reserved2_length

Direction: Input/Output
Type: Integer

Specifies the length of the **reserved2** parameter in bytes. The value must be 0.

reserved2

Direction: Input
Type: String

This parameter is ignored.

Restrictions

The restrictions for CSNBFPEd.

None.

Required commands

The required commands for CSNBFPEE.

This verb requires the **FPE Decrypt** command (offset X'02D0') to be enabled in the active role. This ACP is ON by default in z/OS. If DUKPT is specified, the verb also requires the **UKPT - PIN Verify, PIN Translate** command (offset X'00E1') to be enabled if you employ DUKPT processing.

Usage notes

The usage notes for CSNBFPEE.

See [“Usage notes for FPE Encipher \(CSNBFPEE\) and FPE Decipher \(CSNBFPEE\) services”](#) on page 565.

JNI version

This verb has a Java Native Interface (JNI) version, which is named CSNBFPEEJ .

See [“Building Java applications using the CCA JNI”](#) on page 23.

Format

```
public native void CSNBFPEEJ(
    hikmNativeNumber    return_code,
    hikmNativeNumber    reason_code,
    hikmNativeNumber    exit_data_length,
    byte[]               exit_data,
    hikmNativeNumber    rule_array_count,
    byte[]               rule_array,
    hikmNativeNumber    enc_PAN_length,
    byte[]               enc_PAN,
    hikmNativeNumber    enc_cardholder_name_length,
    byte[]               enc_cardholder_name,
    hikmNativeNumber    enc_dtrack1_data_length,
    byte[]               enc_dtrack1_data,
    hikmNativeNumber    enc_dtrack2_data_length,
    byte[]               enc_dtrack2_data,
    hikmNativeNumber    key_identifier_length,
    byte[]               key_identifier,
    hikmNativeNumber    derivation_data_length,
    byte[]               derivation_data,
    hikmNativeNumber    clear_PAN_length,
    byte[]               clear_PAN,
    hikmNativeNumber    clear_cardholder_name_length,
    byte[]               clear_cardholder_name,
    hikmNativeNumber    clear_dtrack1_data_length,
    byte[]               clear_dtrack1_data,
    hikmNativeNumber    clear_dtrack2_data_length,
    byte[]               clear_dtrack2_data,
    hikmNativeNumber    DUKPT_PIN_key_identifier_length,
    byte[]               DUKPT_PIN_key_identifier,
    hikmNativeNumber    reserved1_length,
    byte[]               reserved1,
    hikmNativeNumber    reserved2_length,
    byte[]               reserved2);
```

FPE Encipher (CSNBFPEE)

The FPE Encipher verb is used to encrypt payment card data for the Visa Data Secure Platform (VDSP) processing.

Note: This verb supports PCI-HSM 2016 compliant-tagged key tokens.

Format

The format of CSNBFPEE.

```

CSNBFPEE (
    return_code,
    reason_code,
    exit_data_length,
    exit_data,
    rule_array_count,
    rule_array,
    clear_PAN_length,
    clear_PAN,
    clear_cardholder_name_length,
    clear_cardholder_name,
    clear_dtrack1_data_length,
    clear_dtrack1_data,
    clear_dtrack2_data_length,
    clear_dtrack2_data,
    key_identifier_length,
    key_identifier,
    derivation_data_length,
    derivation_data,
    enc_PAN_length,
    enc_PAN,
    enc_cardholder_name_length,
    enc_cardholder_name,
    enc_dtrack1_data_length,
    enc_dtrack1_data,
    enc_dtrack2_data_length,
    enc_dtrack2_data,
    DUKPT_PIN_key_identifier_length,
    DUKPT_PIN_key_identifier,
    reserved1_length,
    reserved1,
    reserved2_length,
    reserved2)
    
```

Parameters

The parameters for CSNBFPEE.

For the definitions of the *return_code*, *reason_code*, *exit_data_length*, and *exit_data* parameters, see “Parameters common to all verbs” on page 18.

rule_array_count

Direction: Input
Type: Integer

A pointer to an integer variable containing the number of elements in the **rule_array** variable. The minimum value is 5. The maximum value is 10.

rule_array

Direction: Input
Type: String array

Keywords that provide control information to the verb. The *rule_array* keywords are described in [Table 198 on page 642](#).

Note: At least one character set keyword is required.

Table 198. Keywords for CSNBFPEE control information	
Keyword	Description
Processing method (required)	

<i>Table 198. Keywords for CSNBFPEE control information (continued)</i>	
Keyword	Description
VMDS	Specifies that the VDSP method (Visa Data Secure Platform method, formally known as the Visa Merchant Data Secure (VMDS) method) is to be used for processing.
Key management method (one required)	
STATIC	Specifies the use of double length (2-key) triple-DES symmetric keys. This is a non-DUKPT key.
DUKPT	Specifies the use of the transaction unique general purpose Data Encryption Keys generated by the DUKPT process at the point of service for data encryption. This is required if VFPE mode is specified. Otherwise, this is optional.
Algorithm (required)	
TDES	Specifies the use of CBC mode triple-DES encryption.
Mode (one required)	
CBC	Specifies the use of CBC mode. This is the mode for the standard encryption option.
VFPE	Specifies the use of Visa format preserving encryption.
PAN input output character set (one required if the clear_PAN_length variable is greater than 0. Otherwise, it is not allowed.)	
PAN8BITA	Specifies that the PAN data character set is BASE-10 ASCII represented in binary form. Valid ASCII values are in the range 0 - 9 (X'30' - X'39').
PAN4BITX	Specifies that the PAN data character set is BASE-10 4-bit hex with two digits per byte. Valid 4-bit hexadecimal values are in the range X'0' - X'9'.
Cardholder name input output character set (required if the clear_cardholder_name_length variable is greater than 0. Otherwise, it is not allowed.)	
CN8BITA	Specifies that the cardholder name character set is ASCII represented in binary format, one character per byte. See Table 163 on page 560 for valid characters.
Track_1 input output character set (required if the clear_dtrack1_data_length variable is greater than 0. Otherwise, it is not valid.)	
TK18BITA	Specifies that the track 1 discretionary data character set is ASCII represented in binary format, one character per byte. See Table 163 on page 560 for valid characters.
Track_2 input output character set (required if the clear_dtrack2_data_length variable is greater than 0. Otherwise, it is not valid.)	
TK28BITA	Specifies that the track 2 discretionary data character set is ASCII represented in binary format, one character per byte. Valid ASCII values are in the range 0 - 9 (X'30' - X'39') and A - F (X'41' - X'46').
PIN encryption key output selection (one, optional)	
NOPINKEY	Do not return a DUKPT PIN encryption key. This is the default.
PINKEY	Return a DUKPT PIN encryption key.
PAN check digit compliance (one required if mode VFPE and the pan input output character set keyword is present. Otherwise, it is not allowed.)	
CMPCKDGT	Last digit of the PAN contains a compliant check digit per ISO/IEC 7812-1.
NONCKDGT	Last digit of the PAN does not contain a compliant check digit per ISO/IEC 7812-1.

clear_PAN_length

Direction: Input
Type: Integer

Specifies the number of digits in the **clear_PAN** parameter. This value must be 0 if **clear_PAN** is not to be enciphered. The value must be in the range 15 - 19 if PAN data is presented for encryption.

clear_PAN

Direction: Input
Type: String

Contains the account number with which the PIN is associated. The full account number, including check digit, should be included. The data for this parameter is in binary format. It is the binary representation of 4-bit hex (keyword PAN4BITX) or ASCII (keyword PAN8BITA). If the PAN contains an odd number of 4-bit digits, the data must be left justified in the PAN variable and the right-most 4 bits are ignored.

If the **clear_PAN_length** parameter is zero, this parameter is ignored.

clear_cardholder_name_length

Direction: Input
Type: Integer

Specifies the length of the **clear_cardholder_name** parameter in bytes. This value must be 0 if the cardholder name is not to be enciphered. The value must be in the range 2 - 32 if the cardholder name data is presented for encryption.

clear_cardholder_name

Direction: Input
Type: String

Contains the card holder's full name. The data for this parameter is in binary format. It is the binary representation of ASCII characters as defined in [Table 165 on page 562](#). Only characters from this table are valid.

clear_dtrack1_data_length

Direction: Input
Type: Integer

Specifies the length of the **clear_dtrack1_data** parameter in bytes. This value must be 0 if the track 1 discretionary data is not to be enciphered. The value must be in the range 1 - 56 if the track 1 discretionary data is presented for encryption.

clear_dtrack1_data

Direction: Input
Type: String

Contains the discretionary data that is stored on track 1 of a magnetic stripe card. This data does not include the PAN, cardholder name, expiration date, or service code. The data for this parameter is in binary format. It is the binary representation of ASCII characters as defined in [Table 165 on page 562](#). Only characters defined in this table are valid.

clear_dtrack2_data_length

Direction: Input
Type: Integer

Specifies the length of the **clear_dtrack2_data** parameter in bytes. This value must be 0 if the track 2 discretionary data is not to be enciphered. The value must be in the range 1 - 19 if the track 2 discretionary data is presented for encryption.

clear_dtrack2_data

Direction: Input
Type: String

Contains the discretionary data that is stored on track 2 of a magnetic stripe card. This data does not include the PAN, expiration date, or service code. The data for this parameter is in binary format. It is the binary representation of ASCII characters. The data for this parameter is in BASE-16 binary format. It is the binary representation of ASCII in the range X'30' - X'39' and X'41' - X'46' (ASCII: 0 - 9 and A - F).

key_identifier_length

Direction: Input
Type: Integer

Specifies the length of the **key_identifier** parameter in bytes. The value must be 64.

key_identifier

Direction: Input/Output
Type: String

The identifier of the key that is used to either encrypt the card data (key management STATIC) or derive the **DUKPT_PIN_key_identifier** (key management DUKPT). The *key identifier* is an operational token or the key label of an operational token in key storage.

For key management DUKPT, the key type must be KEYGENKY. In addition, it must have a control vector with bit 18 equal to B'1' (UKPT). The base derivation key is the one from which the operational keys are derived using the DUKPT algorithm defined in ANS X9.24 Part 1.

For key management STATIC, (Zone Encryption Key in the VDSP specification), the key type must be either CIPHER or ENCIPHER. For production purposes, it is recommended that the key have left and right halves that are not equal.

Note: Data keys are not supported.

If the token supplied was encrypted under the old master key, the token is returned encrypted under the current master key.

derivation_data_length

Direction: Input
Type: Integer

Specifies the length of the **derivation_data** parameter in bytes. The value must be 10 if a DUKPT key is specified in the **key_identifier** parameter. If a data encryption key is specified in the **key_identifier** parameter, this value must be set to zero.

derivation_data

Direction: Input

Type: String

Contains the 80 bit (10 byte) derivation data that is used as input to the DUKPT derivation process. The derivation data contains the current key serial number (CKSN), which is composed of the 59 bit initial key serial number concatenated with the 21 bit value of the current encryption counter, which the device increments for each new transaction. This field is in binary format.

enc_PAN_length

Direction: Input

Type: Integer

Specifies the number of PAN digits in the **enc_PAN** parameter. This value must either be 0 or in the range 15 - 19, inclusive on output.

enc_PAN

Direction: Output

Type: String

This parameter returns the enciphered primary account number. For VFPE mode, if the PAN contains an odd number of 4-bit digits, the data is left-justified in the PAN variable and the right-most 4 bits can be ignored.

enc_cardholder_name_length

Direction: Input/Output

Type: Integer

Specifies the length of the **enc_cardholder_name** parameter in bytes. This output value is either 0 or in the range 2 - 32 for VFPE. For CBC mode, the output value is in the range 16 - 40 and a multiple of 8 if the service is successful and cardholder name data is enciphered. The parameter can be larger on input. However, on output, this length is updated to indicate the actual number of bytes returned by the service.

enc_cardholder_name

Direction: Output

Type: String

The field where the enciphered cardholder full name is returned.

enc_dtrack1_data_length

Direction: Input/Output

Type: Integer

Specifies the length of the **enc_dtrack1_data** parameter in bytes. The output value is either 0 or in the range 1 - 56 for mode VFPE. For mode CBC, the output value is in the range 16 - 64 and a multiple of 8 if the service is successful and the track 1 discretionary data is enciphered. The parameter can be larger on input. However, on output, this length is updated to indicate the actual number of bytes returned by the service.

enc_dtrack1_data

Direction: Output

Type: String

This parameter returns the enciphered discretionary track 1 data.

enc_dtrack2_data_length**Direction:** Input/Output**Type:** Integer

Specifies the length of the **enc_dtrack2_data** parameter in bytes. The output value is either 0 or in the range 1 - 19 for mode VFPE. For mode CBC, the output value is 8 or 16 if the service is successful and the data is enciphered. The parameter can be larger on input. However, on output, this length is updated to indicate the actual number of bytes returned by the service.

enc_dtrack2_data**Direction:** Output**Type:** String

This parameter returns the enciphered discretionary track 2 data.

DUKPT_PIN_key_identifier_length**Direction:** Input/Output**Type:** Integer

Specifies the length of the **DUKPT_PIN_key_identifier** parameter in bytes. If the PINKEY rule-array keyword is specified, set this value to 64. Otherwise, set this value to 0. On output, the variable is updated with the length of the data returned in the **DUKPT_PIN_key_identifier** variable.

DUKPT_PIN_key_identifier**Direction:** Input/Output**Type:** String

On input, this parameter must contain a DES OPINENC or IPINENC skeleton token. On output, it contains the DES token with the derived DES OPINENC or IPINENC key.

reserved1_length**Direction:** Input**Type:** Integer

Specifies the length of the **reserved1** parameter in bytes. The value must be 0.

reserved1**Direction:** Input**Type:** String

This parameter is ignored.

reserved2_length**Direction:** Input**Type:** Integer

Length of the **reserved2** parameter in bytes. The value must be 0.

reserved2**Direction:** Input**Type:** String

FPE Encipher (CSNBFPEE)

This parameter is ignored.

Restrictions

The restrictions for CSNBFPEE.

None.

Required commands

The required commands for CSNBFPEE.

This verb requires the **FPE Encrypt** command (offset X'02CF') to be enabled in the active role. This ACP is ON by default in z/OS. If DUKPT is specified, the verb also requires the **UKPT - PIN Verify, PIN Translate** command (offset X'00E1') to be enabled if you employ DUKPT processing.

Usage notes

The usage notes for CSNBFPEE.

See [“Usage notes for FPE Encipher \(CSNBFPEE\) and FPE Decipher \(CSNBFPEE\) services”](#) on page 565.

JNI version

This verb has a Java Native Interface (JNI) version, which is named CSNBFPEEJ .

See [“Building Java applications using the CCA JNI”](#) on page 23.

Format

```
public native void CSNBFPEEJ(  
    hikmNativeNumber    return_code,  
    hikmNativeNumber    reason_code,  
    hikmNativeNumber    exit_data_length,  
    byte[]               exit_data,  
    hikmNativeNumber    rule_array_count,  
    byte[]               rule_array,  
    hikmNativeNumber    clear_PAN_length,  
    byte[]               clear_PAN,  
    hikmNativeNumber    clear_cardholder_name_length,  
    byte[]               clear_cardholder_name,  
    hikmNativeNumber    clear_dtrack1_data_length,  
    byte[]               clear_dtrack1_data,  
    hikmNativeNumber    clear_dtrack2_data_length,  
    byte[]               clear_dtrack2_data,  
    hikmNativeNumber    key_identifier_length,  
    byte[]               key_identifier,  
    hikmNativeNumber    derivation_data_length,  
    byte[]               derivation_data,  
    hikmNativeNumber    enc_PAN_length,  
    byte[]               enc_PAN,  
    hikmNativeNumber    enc_cardholder_name_length,  
    byte[]               enc_cardholder_name,  
    hikmNativeNumber    enc_dtrack1_data_length,  
    byte[]               enc_dtrack1_data,  
    hikmNativeNumber    enc_dtrack2_data_length,  
    byte[]               enc_dtrack2_data,  
    hikmNativeNumber    DUKPT_PIN_key_identifier_length,  
    byte[]               DUKPT_PIN_key_identifier,  
    hikmNativeNumber    reserved1_length,  
    byte[]               reserved1,  
    hikmNativeNumber    reserved2_length,  
    byte[]               reserved2);
```

FPE Translate (CSNBFPET)

The FPE Translate verb is used to translate payment data from encryption under one key to encryption under another key with a possibly different format.

You should avoid having plaintext payment data in your environment. Translations can be performed with data that has been encrypted using the standard encryption option or with data that has been encrypted using the VFPE option. However, the target translation uses double length static TDES keys and the standard encryption option.

This service can be used to translate one or all of the following fields: the primary account number (PAN), the cardholder name, the track 1 discretionary data, or the track 2 discretionary data.

The following translation options are supported:

1. Translate standard option with CBC mode TDES and DUKPT keys.
2. Translate VFPE option with VFPE mode TDES and DUKPT keys.
3. Translate standard option with CBC mode TDES and static TDES keys.

To use this service, you must specify the following:

- the processing method, which is limited to Visa Data Secure Platform (VDSP)
- the key management method, either STATIC or DUKPT
- the algorithm, which is limited to TDES
- the mode, either CBC or Visa Format Preserving Encryption (VFPE) for the inbound data
- the ciphertext to be translated
- the character set of each field to be translated using rule-array keywords
- the base derivation key and key serial number if DUKPT key management is used, or a double-length TDES key if standard key management is used to recover the plaintext
- the double length static TDES key used to re-encrypt the data
- Optionally, a check digit compliance indicator if VFPE is specified.

The service returns the translated fields and optionally, the DUKPT PIN encryption key, if the DUKPT key management is selected and the PINKEY rule is specified.

Note: This verb supports PCI-HSM 2016 compliant-tagged key tokens.

Format

The format of CSNBFPET.

```
CSNBFPET (
    return_code,
    reason_code,
    exit_data_length,
    exit_data,
    rule_array_count,
    rule_array,
    input_PAN_length,
    input_PAN,
    input_cardholder_name_length,
    input_cardholder_name,
    input_dtrack1_data_length,
    input_dtrack1_data,
    input_dtrack2_data_length,
    input_dtrack2_data,
    input_key_identifier_length,
    input_key_identifier,
    output_key_identifier_length,
    output_key_identifier,
    derivation_data_length,
    derivation_data,
    output_PAN_length,
    output_PAN,
    output_cardholder_name_length,
    output_cardholder_name,
    output_dtrack1_data_length,
    output_dtrack1_data,
    output_dtrack2_data_length,
    output_dtrack2_data,
    DUKPT_PIN_key_identifier_length,
    DUKPT_PIN_key_identifier,
    reserved1_length,
    reserved1,
    reserved2_length,
    reserved2)
```

Parameters

The parameters for CSNBFPET.

For the definitions of the *return_code*, *reason_code*, *exit_data_length*, and *exit_data* parameters, see [“Parameters common to all verbs” on page 18](#).

rule_array_count

Direction: Input

Type: Integer

A pointer to an integer variable containing the number of elements in the **rule_array** variable. The minimum value is 4. The maximum value is 10.

rule_array

Direction: Input

Type: String array

Keywords that provide control information to the verb. The **rule_array** keywords are described in [Table 199 on page 651](#).

Note: At least one character set keyword is required.

<i>Table 199. Keywords for FPE Translate control information</i>	
Keyword	Description
Processing method (required)	
VMDS	Specifies that the VDSP method (Visa Data Secure Platform method, formally known as the Visa Merchant Data Secure (VMDS) method) is to be used for processing.
Key management method (one required)	
STATIC	Specifies the use of double length (2-key) triple-DES symmetric keys. This is a non-DUKPT key.
DUKPT	Specifies the use of the transaction unique general purpose Data Encryption Keys generated by the DUKPT process at the point of service for data encryption. This is required if VFPE mode is specified. Otherwise, this is optional.
Algorithm (required)	
TDES	Specifies the use of CBC mode triple-DES encryption.
Mode (one required)	
CBC	Specifies the use of CBC mode. This is the mode for the standard encryption option.
VFPE	Specifies the use of Visa format preserving encryption.
PAN input output character set (one required if the clear_PAN_length variable is greater than 0. Otherwise, it is not allowed.)	
PAN8BITA	Specifies that the PAN data character set is ASCII represented in binary form. Valid only for VFPE mode.
PAN4BITX	Specifies that the PAN data character set is 4-bit hex with two digits per byte. Valid only for VFPE mode.
PAN-EBLK	Specifies that the PAN data is in a CBC encrypted block. Valid only for CBC mode.
Cardholder name input output character set (required if the clear_cardholder_name_length variable is greater than 0.)	
CN8BITA	Specifies that the cardholder name character set is ASCII represented in binary format, one character per byte. See Table 163 on page 560 for valid characters.
CN-EBLK	Specifies that the cardholder name data is in a CBC-encrypted block.
Track_1 input output character set (required if the clear_dtrack1_data_length variable is greater than 0. Otherwise, it is not valid.)	
TK18BITA	Specifies that the track 1 discretionary data character set is ASCII represented in binary format, one character per byte. See Table 163 on page 560 for valid characters.
TK1-EBLK	Specifies that the track 1 discretionary data is in a CBC-encrypted block. Valid only for CBC mode.
Track_2 input output character set (required if the clear_dtrack2_data_length variable is greater than 0. Otherwise, it is not valid.)	
TK28BITA	Specifies that the track 2 discretionary data character set is ASCII represented in binary format. Valid only for VFPE mode.
TK2-EBLK	Specifies that the track 2 discretionary data is in a CBC encrypted block. Valid only for CBC mode.
PIN encryption key output selection (one, optional, if DUKPT is specified. Otherwise, it is not valid.)	
NOPINKEY	Do not return a DUKPT PIN encryption key. This is the default.

<i>Table 199. Keywords for FPE Translate control information (continued)</i>	
Keyword	Description
PINKEY	Return a DUKPT PIN encryption key.
PAN check digit compliance (one required if mode VFPE and the PAN input character set keyword is present. Otherwise, it is not allowed.)	
CMPCKDGT	Last digit of the PAN contains a compliant check digit per ISO/IEC 7812-1.
NONCKDGT	Last digit of the PAN does not contain a compliant check digit per ISO/IEC 7812-1.

input_PAN_length

Direction: Input
Type: Integer

Specifies the length of the **input_PAN** parameter in bytes if the mode is CBC. Specifies the number of PAN digits if the mode is VFPE. The value is 0 if PAN data has not been presented for translation. Otherwise, the value is in the range 15 - 19 for VFPE. The value must be 16 if the standard option with CBC mode is selected.

input_PAN

Direction: Input
Type: String

The enciphered primary account number (PAN) that is to be translated. For VFPE mode, if the PAN contains an odd number of 4-bit digits, the data is left justified in the PAN variable and the right-most 4 bits are ignored.

input_cardholder_name_length

Direction: Input
Type: Integer

Specifies the length of the **input_cardholder_name** parameter in bytes. This value must be 0 if cardholder name is not presented for translation. Otherwise, the value is in the range 1 - 32 for VFPE. For CBC mode, the input value is either 16, 24, 32, or 40.

input_cardholder_name

Direction: Input
Type: String

The enciphered cardholder full name that is to be translated. Only characters in [Table 165 on page 562](#) are valid.

input_dtrack1_data_length

Direction: Input
Type: Integer

Specifies the length of the **input_dtrack1_data** parameter in bytes. This value must be 0 if track 1 discretionary data is not presented for translation. Otherwise, the value is in the range 1 - 56 for VFPE. For CBC mode, the input value is either 16, 24, 32, 40, 48, 56, or 64.

input_dtrack1_data

Direction: Input

Type: String

The encrypted track 1 data that is to be translated. Only characters in [Table 165 on page 562](#) are valid.

input_dtrack2_data_length

Direction: Input

Type: Integer

Specifies the length of the **input_dtrack2_data** parameter in bytes. This value must be 0 if track 2 discretionary data is not presented for translation. Otherwise, the value is in the range 1 - 19 for VFPE. For CBC mode, the input value is either 8 or 16.

input_dtrack2_data

Direction: Input

Type: String

The encrypted track 2 data that is to be translated.

input_key_identifier_length

Direction: Input

Type: Integer

Specifies the length of the **input_key_identifier** parameter in bytes. The value must be 64, because only fixed length DES tokens are supported as the key identifier.

input_key_identifier

Direction: Input/Output

Type: String

The identifier of the key that is used to either decrypt the card data (key management STATIC) or derive the **DUKPT_PIN_key_identifier** (key management DUKPT). The *key identifier* is an operational token or the key label of an operational token in key storage.

For key management DUKPT, the key type must be KEYGENKY. In addition, it must have a control vector with bit 18 equal to B'1' (UKPT). The base derivation key is the one from which the operational keys are derived using the DUKPT algorithm defined in ANS X9.24 Part 1.

For key management STATIC, (Zone Encryption Key in the VDSP specification), the key type must be either CIPHER or ENCIPHER. For production purposes, it is recommended that the key have left and right halves that are not equal.

Note: Data keys are not supported.

If the token supplied was encrypted under the old master key, the token is returned encrypted under the current master key.

output_key_identifier_length

Direction: Input

Type: Integer

Specifies the length of the **output_key_identifier** parameter in bytes. The value must be 64, because only fixed length DES tokens are supported as the key identifier.

output_key_identifier

Direction: Input/Output

Type: String

The identifier of the key that is used to decrypt the output card data. The *key identifier* is an operational token or the key label of an operational token in key storage.

The key type must be either CIPHER or ENCIPHER. For production purposes, it is recommended that the key have left and right halves that are not equal.

Note: Data keys are not supported.

If the token supplied was encrypted under the old master key, the token is returned encrypted under the current master key.

derivation_data_length

Direction: Input

Type: Integer

Specifies the length of the **derivation_data** parameter in bytes. The value must be 10 if a DUKPT key is specified in the **key_identifier** parameter. If a data encryption key is specified in the **key_identifier** parameter, this value must be set to zero.

derivation_data

Direction: Input

Type: String

Contains the 80 bit (10 byte) derivation data that is used as input to the DUKPT derivation process. The derivation data contains the current key serial number (CKSN), which is composed of the 59 bit initial key serial number concatenated with the 21 bit value of the current encryption counter, which the device increments for each new transaction. This field is in binary format.

output_PAN_length

Direction: Input/Output

Type: Integer

Specifies the number of bytes of data in the **output_PAN** parameter. This value is 0 or 16 on output.

output_PAN

Direction: Output

Type: String

This parameter returns the translated primary account number with which the PIN is associated. The full account number, including check digit, is translated. The data for this parameter is returned as TDES-encrypted data in binary format. The 16 byte output is left justified in this field.

output_cardholder_name_length

Direction: Input/Output

Type: Integer

Specifies the length of the **output_cardholder_name** parameter in bytes. This output value is either 0 or 16, 24, 32, or 40 bytes on output. The variable can be larger on input. However, on output, this field is updated to indicate the actual number of bytes returned by the card.

output_cardholder_name

Direction: Output

Type: String

This parameter returns the translated cardholder full name. The data for this parameter is returned as TDES-encrypted data in binary format.

output_dtrack1_data_length

Direction: Input/Output

Type: Integer

Specifies the length of the **output_dtrack1_data** parameter in bytes. The output value is either 0 or 16, 24, 32, 40, 48, 56, or 64 bytes. The value can be larger on input. However, on output, this field is updated to indicate the actual number of bytes returned by the service.

output_dtrack1_data

Direction: Output

Type: String

This parameter returns the translated discretionary track 1 data. This is the discretionary data from track 1 of a magnetic stripe card. The data for this parameter is returned as TDES-encrypted data in binary format.

output_dtrack2_data_length

Direction: Input/Output

Type: Integer

Specifies the length of the **output_dtrack2_data** parameter in bytes. The output value is either 0, 8, or 16. The value can be larger on input. However, on output, this field is updated to indicate the actual number of bytes returned by the service.

output_dtrack2_data

Direction: Output

Type: String

This parameter returns the translated discretionary track 2 data. This is the discretionary data from track 2 of a magnetic stripe card. The data for this parameter is returned as TDES-encrypted data in binary format.

DUKPT_PIN_key_identifier_length

Direction: Input/Output

Type: Integer

Specifies the length of the **DUKPT_PIN_key_identifier** parameter in bytes. If the PINKEY rule-array keyword is specified, set this value to 64. Otherwise, set this value to 0. On output, the variable is updated with the length of the data returned in the **DUKPT_PIN_key_identifier** variable.

DUKPT_PIN_key_identifier

Direction: Input/Output

Type: String

On input, this parameter must contain a DES OPINENC or IPINENC skeleton token. On output, it contains the DES token with the derived DES OPINENC or IPINENC key.

reserved1_length

Direction: Input

Type: Integer

FPE Translate (CSNBFPET)

Specifies the length of the **reserved1** parameter in bytes. The value must be 0.

reserved1

Direction: Input
Type: String

This parameter is ignored.

reserved2_length

Direction: Input
Type: Integer

Specifies the length of the **reserved2** parameter in bytes. The value must be 0.

reserved2

Direction: Input
Type: String

This parameter is ignored.

Restrictions

The restrictions for CSNBFPET.

None.

Required commands

The required commands for CSNBFPET.

This verb requires the **FPE Translate** command (offset X'02D1') to be enabled in the active role. This ACP is ON by default in z/OS. If DUKPT is specified, the verb also requires the **UKPT - PIN Verify, PIN Translate** command (offset X'00E1') to be enabled if you employ DUKPT processing.

Usage notes

The usage notes for CSNBFPET.

None.

JNI version

This verb has a Java Native Interface (JNI) version, which is named CSNBFPETJ .

See [“Building Java applications using the CCA JNI”](#) on page 23.

Format

```
public native void CSNBFPETJ(  
    hikmNativeNumber    return_code,  
    hikmNativeNumber    reason_code,  
    hikmNativeNumber    exit_data_length,  
    byte[]               exit_data,  
    hikmNativeNumber    rule_array_count,  
    byte[]               rule_array,  
    hikmNativeNumber    input_PAN_length,  
    byte[]               input_PAN,  
    hikmNativeNumber    input_cardholder_name_length,  
    byte[]               input_cardholder_name,  
    hikmNativeNumber    input_dtrack1_data_length,  
    byte[]               input_dtrack1_data,  
    hikmNativeNumber    input_dtrack2_data_length,  
    byte[]               input_dtrack2_data,
```

```

hikmNativeNumber  input_key_identifier_length,
byte[]            input_key_identifier,
hikmNativeNumber  output_key_identifier_length,
byte[]            output_key_identifier,
hikmNativeNumber  derivation_data_length,
byte[]            derivation_data,
hikmNativeNumber  output_PAN_length,
byte[]            output_PAN,
hikmNativeNumber  output_cardholder_name_length,
byte[]            output_cardholder_name,
hikmNativeNumber  output_dtrack1_data_length,
byte[]            output_dtrack1_data,
hikmNativeNumber  output_dtrack2_data_length,
byte[]            output_dtrack2_data,
hikmNativeNumber  DUKPT_PIN_key_identifier_length,
byte[]            DUKPT_PIN_key_identifier,
hikmNativeNumber  reserved1_length,
byte[]            reserved1,
hikmNativeNumber  reserved2_length,
byte[]            reserved2;

```

PIN Change/Unblock (CSNBPCU)

The PIN Change/Unblock verb is used to generate a special PIN block to change the PIN accepted by an integrated circuit card (smartcard).

The PIN Change/Unblock verb prepares an encrypted message-portion for communicating an original or replacement PIN for an EMV smart card. The verb embeds the PINs in an encrypted PIN-block from information that you supply. You incorporate the information created with the verb in a message sent to the smart card.

The processing is consistent with the specifications provided in these documents:

- *EMV 2000 Integrated Circuit Card Specifications for Payment Systems Version 4.0 (EMV4.0)*
- *Visa Integrated Circuit Card Specification Manual, Version 1.4.0*
- *Integrated Circuit Card Specification (VIS) 1.4.0 Corrections*

You specify the following information:

- Through the optional choice of one rule-array keyword, the key-diversification process to employ in deriving the session key used to encrypt the PIN block. See [“Working with Europay-Mastercard-Visa Smart cards” on page 550](#) for processing details.

TDES-XOR

An exclusive-OR process described in [“Deriving the CCA TDES-XOR session key” on page 659](#). It is the default.

TDESEM2

The tree-based-diversification process with a branch factor of 2.

TDESEM4

The tree-based-diversification process with a branch factor of 4.

- Through the required choice of one rule-array keyword, if you are providing a PIN for a smart card:

AMEXPCU1

For a card with a current PIN, provide the existing PIN in an encrypted PIN-block in the **current_reference_PIN_block** variable, and supply the new PIN-value in an encrypted PIN-block in the **new_reference_PIN_block** variable.

AMEXPCU2

For a card without a PIN, provide the new PIN in an encrypted PIN-block in the **new_reference_PIN_block** variable. The contents of the five **current_reference_PIN_x** variables are ignored.

VISAPCU1

For a card without a PIN, provide the new PIN in an encrypted PIN-block in the **new_reference_PIN_block** variable. The contents of the five **current_reference_PIN_x** variables are ignored.

VISAPCU2

For a card with a current PIN, provide the existing PIN in an encrypted PIN-block in the **current_reference_PIN_block** variable, and supply the new PIN-value in an encrypted PIN-block in the **new_reference_PIN_block** variable.

- Issuer-provided master-derivation keys (MDK). The card-issuer provides two keys for diversifying the same data:
 - The MAC-MDK key that you incorporate in the variable specified by the `authentication_key_identifier` parameter. The verb uses this key to derive an authentication value incorporated in the PIN block. The control vector for the MAC-MDK key must specify a DKYGENKY key type with DKYLO (level-0), and DMAC or DALL permissions.
 - The ENC-MDK key that you incorporate in the variable specified by the `encryption_key_identifier` parameter. The verb uses this key to derive the PIN-block encryption key. The control vector for the ENC-MDK key must specify a DKYGENKY key type with DKYLO (level-0), and DMPIN or DALL permissions.
- The `diversification_data_length` to indicate the sum of the lengths of:
 - Data, 8 or 16 bytes, encrypted by the verb using the MDK keys to generate the ENC-UDK and Unique DES Key.
 - The 2-byte application transaction counter (ATC). You receive the ATC value from the EMV smart card.
 - The optional 16-byte initial value used in the TDESEMVn processes.

Valid lengths are 10, 18, 26, and 34 bytes.

- The `diversification_data` variable. Concatenate the 8-byte or 16-byte data, the ATC, and optionally the Initial Value.

The 16-bit ATC counter is processed as a two-byte string, not as an integer value.
- The new-reference PIN in an encrypted PIN block. You provide:
 - the key to decrypt the PIN block
 - the PIN block
 - the format information that defines how to parse the PIN block
 - when using an ISO-0 or ISO-3 PIN-block format, primary account number (PAN) information to enable PIN recovery from the ISO-0 or ISO-3 PIN-block format.
- If you specified VISAPCU2 (because the target smart card already has a PIN), the `current_reference_PIN` in an encrypted PIN block with the associated decrypting key, PIN-block format, and PAN data. In any case, you must declare the five **current_reference_PIN_x** variables.
- The `output_PIN_message` variable to receive the encrypted PIN block for the smart card, and the length in bytes of the PIN block (16). The PIN-block format you specify (VISAPCU1 or VISAPCU2) corresponds to the one or two PIN values to be communicated to the smart card.
- Two variables which are reserved for future use: `output_PIN_data_length` (valued to zero), and an `output_PIN_data` string variable (or set the associated parameter to a null pointer).

The PIN Change/Unblock verb:

- Decrypts the MDK keys and verifies the required control vector permissions.
- Diversifies the left-most eight bytes of data using the MAC-MDK key to obtain the authentication value for placement into the PIN block.
- Recovers the supplied PIN values provided that PIN-block encrypting keys are one of IPINENC or OPINENC type, and the use of the specific type is authorized with the appropriate access-control command.
- Constructs and pads the output PIN block to a 16-byte string.
- Generates the session key used to encrypt the output-PIN block using the ENC-MDK, the `key_generation_data`, the ATC counter value, and the optional Initial Value.
- Triple encrypts the 16-byte padded PIN-block in ECB mode.

- Returns the encrypted, padded PIN-block in the **output_PIN_message** variable.

The generating DKYGENKY cannot have replicated halves. The *encryption_master_key* is a DKYGENKY that permits generation of a SMPIN key. The *authentication_master_key* is also a DKYGENKY that permits generation of a double length MAC key.

Deriving the CCA TDES-XOR session key

In the Diversified_Key_Generate and PIN_Change/Unblock verbs, the TDES-XOR process first derives a smart-card-specific intermediate key from the issuer-supplied ENC-MDK key and card-specific data. (This intermediate key is also used in the TDESEMV2 and TDESEMV4 processes. See the next section.) The intermediate key is then modified using the application transaction counter (ATC) value supplied by the smart card.

The double-length session-key creation steps:

1. 2. 3. 4.

1. Obtain the left-half of an intermediate key by ECB-mode Triple-DES encrypting the (first) eight bytes of card specific data using the issuer-supplied ENC-MDK key.
2. Again using the ENC-MDK key, obtain the right-half of the intermediate key by ECB-mode Triple-DES encrypting with one of these methods:
 - The second 8 bytes of card-specific derivation data when 16 bytes have been supplied.
 - The exclusive-OR of the supplied 8 bytes of derivation data with X'FFFFFF FFFFFFFF'.
3. Pad the ATC value to the left with six bytes of X'00' and exclusive-OR the result with the left-half of the intermediate key to obtain the left-half of the session key.
4. Obtain the one's complement of the ATC by exclusive-ORing the ATC with X'FFFF'. Pad the result on the left with six bytes of X'00'. Exclusive-OR the 8-byte result with the right-half of the intermediate key to obtain the right-half of the session key.

Note: This verb supports PCI-HSM 2016 compliant-tagged key tokens.

Format

The format of CSNBPCU.

```
CSNBPCU(
    return_code,
    reason_code,
    exit_data_length,
    exit_data,
    rule_array_count,
    rule_array,
    authentication_master_key_length,
    authentication_master_key,
    encryption_master_key_length,
    encryption_master_key,
    key_generation_data_length,
    key_generation_data,
    new_reference_PIN_key_length,
    new_reference_PIN_key,
    new_reference_PIN_block,
    new_reference_PIN_profile,
    new_reference_PAN_data,
    current_reference_PIN_key_length,
    current_reference_PIN_key,
    current_reference_PIN_block,
    current_reference_PIN_profile,
    current_reference_PAN_data,
    output_PIN_data_length,
    output_PIN_data,
    output_PIN_profile,
    output_PIN_message_length,
    output_PIN_message)
```

Parameters

The parameters for CSNBPCU.

For the definitions of the *return_code*, *reason_code*, *exit_data_length*, and *exit_data* parameters, see “Parameters common to all verbs” on page 18.

rule_array_count

Direction: Input
Type: Integer

A pointer to an integer variable containing the number of elements in the *rule_array* variable. This value must be 1 or 2.

rule_array

Direction: Input
Type: String array

Keywords that provide control information to the verb. The keywords are left-aligned in an 8-byte field and padded on the right with blanks. The keywords must be in contiguous storage. The *rule_array* keywords are described in [Table 200 on page 660](#).

<i>Table 200. Keywords for PIN Change/Unblock control information</i>	
Keyword	Description
Algorithm (One, optional)	
TDES-XOR	TDES encipher clear data to generate the intermediate (card-unique) key, followed by XOR of the final two bytes of each key with the ATC counter. This is the default.
TDESEMV2	Same processing as in the Diversified Key Generate verb.
TDESEMV4	Same processing as in the Diversified Key Generate verb.
PIN processing method (One, required)	
AMEXPCU1	Form the new PIN from the new reference PIN, the smart-card-unique, intermediate key, and the current reference PIN.
AMEXPCU2	Form the new PIN from the new reference PIN and the smart-card-unique, intermediate key.
VISAPCU1	Form the new PIN from the new reference PIN and the intermediate (card-unique) key only.
VISAPCU2	Form the new PIN from the new reference PIN, the intermediate (card-unique) key and the current reference PIN.

authentication_master_key_length

Direction: Input
Type: Integer

The length of the parameter. Currently, the value must be 64.

authentication_master_key

Direction: Input/Output
Type: String

The label name or internal token of a DKYGENKY key type that is to be used to generate the card-unique diversified key. The control vector of this key must be a DKYL0 key that permits the generation of a double-length MAC key (DMAC). This DKYGENKY might not have replicated key halves.

encryption_master_key_length

Direction: Input
Type: Integer

The length of the **encryption_master_key** parameter. Currently, the value must be 64.

encryption_master_key

Direction: Input/Output
Type: String

The label name or internal token of a DKYGENKY key type that is to be used to generate the card-unique diversified key and the secure messaging session key for the protection of the output PIN block. The control vector of this key must be a DKYL0 key that permits the generation of a SMPIN key type. This DKYGENKY might not have replicated key halves.

key_generation_data_length

Direction: Input
Type: Integer

The length of the **key_generation_data** parameter. This value must be 10, 18, 26, or 34 bytes.

key_generation_data

Direction: Input
Type: String

The data provided to generate the card-unique session key. For TDES-XOR, this consists of 8 or 16 bytes of data to be processed by TDES to generate the card-unique diversified key followed by a 16-bit ATC counter to offset the card-unique diversified key to form the session key. For TDESEMV2 and TDESEMV4, this can be 10, 18, 26, or 34 bytes. See [“Diversified Key Generate \(CSNBKKG\)”](#) on page 215 for more information.

new_reference_PIN_key_length

Direction: Input
Type: Integer

The length of the **new_reference_PIN_key** parameter. Currently, the value must be 64.

new_reference_PIN_key

Direction: Input/Output
Type: String

The label name or internal token of a PIN encrypting key that is to be used to decrypt the *new_reference_PIN_block*. This must be an IPINENC or OPINENC key. If the label name is supplied, the name must be unique in the DES key storage file.

new_reference_PIN_block

Direction: Input
Type: String

PIN Change/Unblock (CSNBPCU)

This is an 8-byte field that contains the enciphered PIN block of the new PIN.

new_reference_PIN_profile

Direction: Input
Type: String

This is a 24-byte field that contains three 8-byte elements with a PIN block format keyword, a format control keyword (NONE), and a pad digit as required by certain formats.

new_reference_PAN_data

Direction: Input
Type: String

This is a 12-byte field containing the PAN in character format. This data might be needed to recover the new reference PIN if the format is ISO-0, ISO-3, or VISA-4. If neither is used, this parameter might be blanks.

For ISO-0 or ISO-3, use the rightmost 12 digits of the PAN, excluding the check digit. For VISA-4, use the leftmost 12 digits of the PAN, excluding the check digit.

current_reference_PIN_key_length

Direction: Input
Type: Integer

The length of the **current_reference_PIN_key** parameter. For the current implementation, the value must be 64. If the *rule_array* contains VISAPCU1, this value must be 0.

current_reference_PIN_key

Direction: Input/Output
Type: String

The label name or internal token of a PIN encrypting key that is to be used to decrypt the **current_reference_PIN_block**. This must be an IPINENC or OPINENC key. If the label name is supplied, the name must be unique in the key storage. If the *rule_array* contains VISAPCU1, this value is ignored.

current_reference_PIN_block

Direction: Input
Type: String

This is an 8-byte field that contains the enciphered PIN block of the new PIN. If the *rule_array* contains VISAPCU1, this value is ignored.

current_reference_PIN_profile

Direction: Input
Type: String

This is a 24-byte field that contains three 8-byte elements with a PIN block format keyword, a format control keyword (NONE), and a pad digit as required by certain formats. If the **rule_array** contains VISAPCU1, this value is ignored.

current_reference_PAN_data

Direction: Input
Type: String

This is a 12-byte field containing PAN in character format. This data might be needed to recover the new reference PIN if the format is ISO-0, ISO-3, or VISA-4. If neither is used, this parameter might be blanks. If the *rule_array* contains VISAPCU1, this value is ignored.

For ISO-0 or ISO-3, use the rightmost 12 digits of the PAN, excluding the check digit. For VISA-4, use the leftmost 12 digits of the PAN, excluding the check digit.

output_PIN_data_length

Direction: Input

Type: Integer

Currently this field is reserved. This value must be 0.

output_PIN_data

Direction: Input

Type: String

This parameter is ignored.

output_PIN_profile

Direction: Input

Type: String

This is a 24-byte field that contains three 8-byte elements with a PIN block format keyword (VISAPCU1 or VISCPU2), a format control keyword (NONE), and eight bytes of spaces.

output_PIN_message_length

Direction: Input/Output

Type: Integer

The length of the **output_PIN_message** field. Currently the value must be a minimum of 16.

output_PIN_message

Direction: Output

Type: String

The reformatted PIN block with the new reference PIN enciphered under the SMPIN session key.

Restrictions

The restrictions for CSNBPCU.

None.

Required commands

The required commands for CSNBPCU.

This verb requires the following commands to be enabled in the active role based on the permissible key-type, IPINENC or OPINENC, used in the decryption of the input PIN blocks.

PIN-block encrypting key-type	Offset	Command	Comment
OPINENC	X'00BC'	PIN Change/Unblock - change EMV PIN with OPINENC	Required if either the <i>new_reference_PIN_key</i> or the <i>current_reference_PIN_key</i> are permitted to be an OPINENC key type.
IPINENC	X'00BD'	PIN Change/Unblock - change EMV PIN with IPINENC	Required if either the <i>new_reference_PIN_key</i> or the <i>current_reference_PIN_key</i> are permitted to be an IPINENC key type.

When a MAC-MDK or an ENC-MDK of key type DKYGENKY is specified with control vector bits (19 - 22) of B'1111', the **Diversified Key Generate - DKYGENKY - DALL** command (offset X'0290') must also be enabled in the active role.

Note: A role with offset X'0290' enabled can also use the Diversified Key Generate verb with a DALL key.

An enhanced PIN security mode is available for extracting PINs from an IBM 3624 encrypted PIN-block using the PADDIGIT PIN-extraction method. This mode limits checking of the PIN to decimal digits, and a minimum PIN length of 4 is enforced; no other PIN-block consistency checking will occur. To activate this mode, enable the **Enhanced PIN Security** command (offset X'0313') in the active role.

Usage notes

The usage notes for CSNBPCU.

There are additional access points for this verb.

JNI version

This verb has a Java Native Interface (JNI) version, which is named CSNBPCUJ.

See [“Building Java applications using the CCA JNI”](#) on page 23.

Format

```
public native void CSNBPCUJ(
    hikmNativeNumber return_code,
    hikmNativeNumber reason_code,
    hikmNativeNumber exit_data_length,
    byte[] exit_data,
    hikmNativeNumber rule_array_count,
    byte[] rule_array,
    hikmNativeNumber authentication_master_key_length,
    byte[] authentication_master_key,
    hikmNativeNumber encryption_master_key_length,
    byte[] encryption_master_key,
    hikmNativeNumber key_generation_data_length,
    byte[] key_generation_data,
    hikmNativeNumber new_reference_PIN_key_length,
    byte[] new_reference_PIN_key,
    byte[] nnew_reference_PIN_block,
    byte[] new_reference_PIN_profile,
    byte[] new_reference_PAN_data,
    hikmNativeNumber current_reference_PIN_key_length,
    byte[] current_reference_PIN_key,
    byte[] current_reference_PIN_block,
    byte[] current_reference_PIN_profile,
    byte[] current_reference_PAN_data,
    hikmNativeNumber output_PIN_data_length,
    byte[] output_PIN_data,
    byte[] output_PIN_profile,
    hikmNativeNumber output_PIN_message_length,
    byte[] output_PIN_message);
```

Recover PIN from Offset (CSNBPF0)

Use the Recover PIN from Offset verb to calculate the encrypted customer-entered PIN from a PIN generating key, account information, and an IBM-PINO Offset.

The customer-entered PIN is returned in a PIN block formatted to the specifications of the **PIN_profile** and **PAN_data** parameters, and encrypted with the key supplied in parameter **PIN_encryption_key_identifier** as described in [“Parameters”](#) on page 665.

Note: This verb supports PCI-HSM 2016 compliant-tagged key tokens.

Format

The format of CSNBPF0.

```
CSNBPF0(
    return_code,
    reason_code,
    exit_data_length,
    exit_data,
    rule_array_count,
    rule_array,
    PIN_encryption_key_identifier_length,
    PIN_encryption_key_identifier,
    PIN_generation_key_identifier_length,
    PIN_generation_key_identifier,
    PIN_profile,
    PAN_data,
    offset,
    reserved_1,
    data_array,
    encrypted_PIN_block_length,
    encrypted_PIN_block)
```

Parameters

The parameters for CSNBPF0.

For the definitions of the *return_code*, *reason_code*, *exit_data_length*, and *exit_data* parameters, see [“Parameters common to all verbs”](#) on page 18.

rule_array_count

Direction: Input

Type: Integer

A pointer to an integer variable containing the number of elements in the **rule_array** variable. This value must be 0.

rule_array

Direction: Input

Type: String array

There are no keywords for this service. Therefore, this parameter is ignored.

PIN_encryption_key_identifier_length

Direction: Input

Type: Integer

Length of the **PIN_encryption_key_identifier** parameter in bytes. This value must be 64.

PIN_encryption_key_identifier

Direction: Input
Type: String

An internal key token or the label of the AES or DES key storage record containing an OPINENC key that is used to encrypt the **returned_encrypted_PIN_block**.

If the token supplied was encrypted under the old master key, the token is returned encrypted under the current master key.

PIN_generation_key_identifier_length

Direction: Input
Type: Integer

Length of the **PIN_generation_key_identifier** parameter in bytes. This value must be 64.

PIN_generation_key_identifier

Direction: Input
Type: String

An internal key token or the label of the AES or DES key storage record containing a PINGEN key that is used to generate the bank reference PIN.

If the token supplied was encrypted under the old master key, the token will be returned encrypted under the current master key.

PIN_profile

Direction: Input
Type: String array

This parameter consists of three 8-byte character elements that contain information necessary to format a PIN block. The pad digit is needed to format an IBM 3624 PIN block. The format control constant must be NONE. The first element of the **PIN_profile** (PIN Block Format) determines the format of the output PIN block.

PAN_data

Direction: Input
Type: String

A 12-byte personal account number (PAN) in character format. The PAN is used in formatting the PIN block if the PIN profile specifies ISO-0, ISO-3, or VISA-4 block formats. Otherwise, ensure that this parameter is a 12-byte variable in application storage. The information in this variable is ignored, but the variable must be specified.

offset

Direction: Input
Type: String

A 16 byte area that contains the 4-byte PVV left-justified and padded with blanks. This is the value which was returned by a prior call to the **Clear PIN Generate Alternate** service (see [“Clear PIN Generate Alternate \(CSNBCPA\)”](#) on page 576).

data_array

Direction: Input

Type: String

A pointer to a string variable containing three 16-byte numeric character strings, which are equivalent to a single 48-byte string. The values in the **data_array** parameter depend on the keyword for the PIN-calculation method. Each element is not always used, but you must always declare a complete data array.

Array Element	Description
Decimalization_table	This element contains the decimalization table of 16 characters that are used to convert the hexadecimal digits X'0' to X'F' of the enciphered validation data to the decimal digits 0 to 9.
validation_data	This element contains 1 to 16 characters of account data, left justified and padded on the right with spaces.
reserved_field	Must be 16 bytes of blanks.

reserved_1

Direction: Input

Type: Integer

The **reserved_1** parameter must be zero.

encrypted_PIN_block_length

Direction: Input/Output

Type: Integer

Length of the **encrypted_PIN_block** parameter in bytes.

encrypted_PIN_block

Direction: Input

Type: String

This parameter is an 8-byte field that contains the encrypted customer PIN that was originally used in the **Clear PIN Generate Alternate** service (see [“Clear PIN Generate Alternate \(CSNBCPA\)”](#) on page 576).

Restrictions

The restrictions for CSNBPFO.

Beginning with Release 5.4 and Release 6.2, this verb supports triple-length TDES keys. For a list of supported triple-length TDES key types beginning with Release 5.4 and Release 6.2, see [Table 10 on page 67](#).

Required commands

The required commands for CSNBPFO.

This verb requires the **Recover PIN From Offset** command (offset X'02B0') to be enabled in the active role.

When the **ANSI X9.8 PIN - Enforce PIN block restrictions** command (offset X'0350') is enabled in the active role, only a PIN-block format keyword of ISO-0 or ISO-3 is allowed in the input **PIN_profile** parameter. Note that offset X'0350' also affects access control of the Encrypted PIN Translate and the Secure Messaging for PINs verbs.

Secure Messaging for Keys (CSNBSKY)

When the **ANSI X9.8 PIN - Use stored decimalization tables only** command (offset X'0356') is enabled in the active role, the **Decimalization_table** element of the **data_array** value must match one of the PIN decimalization tables that are in the active state on the coprocessor. Use of this command provides improved security and control for PIN decimalization tables.

An enhanced PIN security mode is available for formatting an encrypted PIN-block into IBM 3624 format. This mode limits checking of the PIN to decimal digits; no other PIN-block consistency checking will occur. To activate this mode, enable the **Enhanced PIN Security** command (offset X'0313') in the active role.

In releases before Release 5.4 and Release 6.2, triple-length TDES keys are not supported, thus limiting an outbound TDES key to double length. Beginning with Release 5.4, Triple-length TDES keys are supported, and an outbound TDES key can be double-length or triple-length. This makes it possible for data that is encrypted using a triple-length key to be translated to data encrypted using a weaker double-length key. Such a translation reduces the security of the data and causes a security exposure, and CCA normally restricts such a translation from occurring. To override this restriction, the **Translate from DES Key to Weaker DES Key** command (offset X'01C3') must be enabled in the active role.

Usage notes

The usage notes for CSNBFPET.

None.

JNI version

This verb has a Java Native Interface (JNI) version, which is named CSNBPF0 .

See [“Building Java applications using the CCA JNI” on page 23.](#)

Format

```
public native void CSNBPF0(
    hikmNativeNumber    return_code,
    hikmNativeNumber    reason_code,
    hikmNativeNumber    exit_data_length,
    byte[]              exit_data,
    hikmNativeNumber    rule_array_count,
    byte[]              rule_array,
    hikmNativeNumber    PIN_encryption_key_identifier_length,
    byte[]              PIN_encryption_key_identifier,
    hikmNativeNumber    PIN_generation_key_identifier_length,
    byte[]              PIN_generation_key_identifier,
    byte[]              PIN_profile,
    byte[]              PAN_data,
    byte[]              offset,
    hikmNativeNumber    reserved_1,
    byte[]              data_array,
    hikmNativeNumber    encrypted_PIN_block_length,
    byte[]              encrypted_PIN_block);
```

Secure Messaging for Keys (CSNBSKY)

The Secure Messaging for Keys verb will encrypt a text block including a clear key value decrypted from an internal or external DES token.

The text block is normally a "Value" field of a secure message TLV (Tag/Length/Value) element of a secure message. TLV is defined in ISO/IEC 7816-4.

Format

The format of CSNBSKY.

```
CSNBSKY(
    return_code,
    reason_code,
    exit_data_length,
    exit_data,
    rule_array_count,
    rule_array,
    input_key_identifier,
    key_encrypting_key_identifier,
    secmsg_key_identifier,
    text_length,
    clear_text,
    initialization_vector,
    key_offset,
    key_offset_field_length,
    enciphered_text,
    output_chaining_vector)
```

Parameters

The parameters for CSNBSKY.

For the definitions of the *return_code*, *reason_code*, *exit_data_length*, and *exit_data* parameters, see “Parameters common to all verbs” on page 18.

rule_array_count

Direction: Input
Type: Integer

A pointer to an integer variable containing the number of elements in the *rule_array* variable. This value must be 0 or 1.

rule_array

Direction: Input
Type: String array

Keywords that provide control information to the verb. The processing method is the encryption mode used to encrypt the message. The *rule_array* keywords are described in [Table 201 on page 669](#).

Keyword	Description
Enciphering mode (One, optional)	
TDES-CBC	Use CBC mode to encipher the message. This is the default.
TDES-ECB	Use ECB mode to encipher the message.

input_key_identifier

Direction: Input/Output
Type: String

The internal token, external token, or key label of an internal token of a double length DES key. The key is recovered in the clear and placed in the text to be encrypted. The control vector of the DES key must not prohibit export.

key_encrypting_key_identifier

Direction: Input/Output
Type: String

If the *input_key_identifier* is an external token, this parameter is the internal token or the key label of the internal token of IMPORTER or EXPORTER. If it is not, it is a null token. If a key label is specified, the key label must be unique.

secmsg_key_identifier

Direction: Input/Output
Type: String

The internal token or key label of a secure message key for encrypting keys. This key is used to encrypt the updated *clear_text* containing the recovered DES key.

text_length

Direction: Input
Type: Integer

The length of the *clear_text* parameter. Length must be a multiple of eight. Maximum length is 4096.

clear_text

Direction: Input
Type: String

Cleartext that contains the recovered DES key at the offset specified and is then encrypted. Any padding or formatting of the message must be done by the caller on input.

initialization_vector

Direction: Input
Type: String

The 8-byte supplied string for the TDES-CBC mode of encryption. The *initialization_vector* is XORed with the first eight bytes of *clear_text* before encryption. This field is ignored for TDES-ECB mode.

key_offset

Direction: Input
Type: Integer

The offset within the *clear_text* parameter at *key_offset* where the recovered clear *input_key_identifier* value is to be placed. The first byte of the *clear_text* field is offset 0.

key_offset_field_length

Direction: Input
Type: Integer

The length of the field within *clear_text* parameter at *key_offset* where the recovered clear *input_key_identifier* value is to be placed. Length must be a multiple of eight and is equal to the key length of the recovered key. The key must fit entirely within the *clear_text*.

enciphered_text

Direction: Output

Type: String

The field where the ciphertext is returned. The length of this field must be at least as long as the *clear_text* field.

output_chaining_vector

Direction: Output

Type: String

This field contains the last eight bytes of enciphered text and is used as the *initialization_vector* for the next encryption call if data needs to be chained for TDES-CBC mode. No data is returned for TDES-ECB.

Restrictions

The restrictions for CSNBSKY.

None.

Required commands

The required commands for CSNBSKY.

This verb requires the **Secure Messaging for Keys** command (offset X'0273') to be enabled in the active role.

Usage notes

The usage notes for CSNBSKY.

Keys appear in the clear only within the secure boundary of the cryptographic coprocessor, and never in host storage.

JNI version

This verb has a Java Native Interface (JNI) version, which is named CSNBSKYJ.

See [“Building Java applications using the CCA JNI”](#) on page 23.

Format

```
public native void CSNBSKYJ(
    hikmNativeNumber return_code,
    hikmNativeNumber reason_code,
    hikmNativeNumber exit_data_length,
    byte[] exit_data,
    hikmNativeNumber rule_array_count,
    byte[] rule_array,
    byte[] input_key_identifier,
    byte[] key_encrypting_key,
    byte[] session_key,
    hikmNativeNumber text_length,
    byte[] clear_text,
    byte[] initialization_vector,
    hikmNativeNumber key_offset,
    hikmNativeNumber key_offset_field_length,
    byte[] cipher_text,
    byte[] output_chaining_value);
```

Secure Messaging for PINs (CSNBSPN)

The Secure Messaging for PINs verb will encrypt a text block including a clear PIN block recovered from an encrypted PIN block.

The input PIN block will be reformatted if the block format in the *input_PIN_profile* is different from the block format in the *output_PIN_profile*. The clear PIN block will only be self encrypted if the SELFENC keyword is specified in the *rule_array*. The text block is normally a "Value" field of a secure message TLV (Tag/Length/Value) element of a secure message. TLV is defined in ISO/IEC 7816-4.

Note: This verb supports PCI-HSM 2016 compliant-tagged key tokens.

Format

The format of CSNBSPN.

```
CSNBSPN(
    return_code,
    reason_code,
    exit_data_length,
    exit_data,
    rule_array_count,
    rule_array,
    input_PIN_block,
    PIN_encrypting_key_identifier,
    input_PIN_profile,
    input_PAN_data,
    secmsg_key_identifier,
    output_PIN_profile,
    output_PAN_data,
    text_length,
    clear_text,
    initialization_vector,
    PIN_offset,
    PIN_offset_field_length,
    enciphered_text,
    output_chaining_vector)
```

Parameters

The parameters for CSNBSPN.

For the definitions of the *return_code*, *reason_code*, *exit_data_length*, and *exit_data* parameters, see [“Parameters common to all verbs” on page 18](#).

rule_array_count

Direction: Input
Type: Integer

A pointer to an integer variable containing the number of elements in the *rule_array* variable. This value must be 0, 1, or 2.

rule_array

Direction: Input
Type: String array

Keywords that provide control information to the verb. The processing method is the algorithm used to create the generated key. The keywords are left-aligned and padded on the right with blanks. The *rule_array* keywords are described in [Table 202 on page 673](#).

Table 202. Keywords for Secure Messaging for PINs control information	
Keyword	Description
Enciphering mode (One, optional)	
TDES-CBC	Use CBC mode to encipher the message. This is the default.
TDES-ECB	Use ECB mode to encipher the message.
PIN encryption (One, optional)	
CLEARPIN	Recovered clear input PIN block (might be reformatted) is placed in the clear in the message for encryption with the secure message key. This is the default.
SELFENC	Recovered clear input PIN block (might be reformatted) is self-encrypted and then placed in the message for encryption with the secure message key.

input_PIN_block

Direction: Input
Type: String

The 8-byte input PIN block that is to be recovered in the clear and, perhaps, reformatted and then placed in the *clear_text* to be encrypted.

PIN_encrypting_key_identifier

Direction: Input/Output
Type: String

The internal token or key label of the internal token of the PIN encrypting key used in encrypting the *input_PIN_block*. The key must be an IPINENC key.

input_PIN_profile

Direction: Input
Type: String

The three 8-byte character elements that contain information necessary to extract the PIN from a formatted PIN block. The valid input PIN formats are ISO-0, ISO-1, ISO-2, and ISO-3. See “[The PIN profile](#)” on page 554 for additional information.

input_PAN_data

Direction: Input
Type: String

The 12 digit personal account number (PAN) if the input PIN format is ISO-0 or ISO-3. Otherwise, the parameter is ignored.

For ISO-0 or ISO-3, use the rightmost 12 digits of the PAN, excluding the check digit.

secmsg_key_identifier

Direction: Input/Output
Type: String

The internal token or key label of an internal token of a secure message key for encrypting PINs. This key is used to encrypt the updated *clear_text*.

output_PIN_profile

Direction: Input
Type: String

The three 8-byte character elements that contain information necessary to create a formatted PIN block. If reformatting is not required, the *input_PIN_profile* and the *output_PIN_profile* must specify the same PIN block format. Output PIN block formats supported are ISO-0, ISO-1, ISO-2, and ISO-3.

output_PAN_data

Direction: Input
Type: String

The 12 digit personal account number (PAN) if the output PIN format is ISO-0 or ISO-3. Otherwise, this parameter is ignored.

For ISO-0 or ISO-3, use the rightmost 12 digits of the PAN, excluding the check digit.

text_length

Direction: Input
Type: Integer

The length of the *clear_text* parameter that follows. Length must be a multiple of eight. Maximum length is 4096.

clear_text

Direction: Input
Type: String

Cleartext that contains the recovered and/or reformatted/encrypted PIN at offset specified and then encrypted. Any padding or formatting of the message must be done by the caller on input.

initialization_vector

Direction: Input
Type: String

The 8-byte supplied string for the TDES-CBC mode of encryption. The *initialization_vector* is XORed with the first eight bytes of *clear_text* before encryption. This field is ignored for TDES-ECB mode.

PIN_offset

Direction: Input
Type: Integer

The offset within the *clear_text* parameter where the reformatted PIN block is to be placed. The first byte of the *clear_text* field is offset 0.

PIN_offset_field_length

Direction: Input
Type: Integer

The length of the field within *clear_text* parameter at *PIN_offset* where the recovered clear *input_PIN_block* value is to be placed. The PIN block might be self-encrypted if requested by the *rule_array*. Length must be eight. The PIN block must fit entirely within the *clear_text*.

enciphered_text**Direction:** Output**Type:** String

The field where the ciphertext is returned. The length of this field must be at least as long as the *clear_text* field.

output_chaining_vector**Direction:** Output**Type:** String

This field contains the last eight bytes of ciphertext and is used as the *initialization_vector* for the next encryption call if data needs to be chained for TDES-CBC mode. No data is returned for TDES-ECB.

Restrictions

The restrictions for CSNBSPN.

None.

Required commands

The required commands for CSNBSPN.

This verb requires the **Secure Messaging for PINs** command (offset X'0274') to be enabled in the active role.

The following three commands at offsets X'0350', X'0351', and X'0352' affect how PIN processing is performed as described below:

1. Enable the **ANSI X9.8 PIN - Enforce PIN block restrictions** command (offset X'0350') in the active role to apply additional restrictions to PIN processing implemented in CCA 4.1.0, as follows:
 - Constrain use of ISO-2 PIN blocks to offline PIN verification and PIN change operations in integrated circuit card environments only. Specifically, do not allow ISO-2 input or output PIN blocks.
 - Do not reformat a PIN-block format that includes a PAN into a PIN-block format that does not include a PAN.
 - Do not allow a change of PAN data. Specifically, when performing translations between PIN block formats that both include PAN data, do not allow the *input_PAN_data* and *output_PAN_data* variables to be different from the PAN data enciphered in the input PIN block.

Note: A role with offset X'0350' enabled also affects access control of the Clear PIN Generate Alternate and the Encrypted PIN Translate verbs.

2. Enable the **ANSI X9.8 PIN - Allow modification of PAN** command (offset X'0351') in the active role to override the restriction to not allow a change of PAN data. This override is applicable only when either the **ANSI X9.8 PIN - Enforce PIN block restrictions** command (offset X'0350') or the **ANSI X9.8 PIN - Allow only ANSI PIN blocks** command (offset X'0352') or both are enabled in the active role. This override is to support account number changes in issuing environments. Offset X'0351' has no effect if neither offset X'0350' nor offset X'0352' is enabled in the active role.

Note: A role with offset X'0351' enabled also affects access control of the Encrypted PIN Translate verbs.

3. Enable the **ANSI X9.8 PIN - Allow only ANSI PIN blocks** command (offset X'0352') in the active role to apply a more restrictive variation of the **ANSI X9.8 PIN - Enforce PIN block restrictions** command (offset X'0350'). In addition to the previously described restrictions of offset X'0350', this command also restricts the *input_PIN_profile* and the *output_PIN_profile* to

Transaction Validation (CSNBTRV)

contain only ISO-0, ISO-1, and ISO-3 PIN block formats. Specifically, the IBM 3624 PIN-block format is not allowed with this command. Offset X'0352' overrides offset X'0350'.

Note: A role with offset X'0352' enabled also affects access control of the Encrypted PIN Translate verbs.

For more information, see [“ANSI X9.8 PIN restrictions”](#) on page 553.

Usage notes

The usage notes for CSNBSPN.

Keys appear in the clear only within the secure boundary of the cryptographic coprocessors, and never in host storage.

JNI version

This verb has a Java Native Interface (JNI) version, which is named CSNBSPNJ.

See [“Building Java applications using the CCA JNI”](#) on page 23.

Format

```
public native void CSNBSPNJ(  
    hikmNativeNumber return_code,  
    hikmNativeNumber reason_code,  
    hikmNativeNumber exit_data_length,  
    byte[] exit_data,  
    hikmNativeNumber rule_array_count,  
    byte[] rule_array,  
    byte[] input_PIN_block,  
    byte[] PIN_encrypting_key_identifier,  
    byte[] input_PIN_profile,  
    byte[] input_PAN_data,  
    byte[] secmsg_key_identifier,  
    byte[] output_PIN_profile,  
    byte[] output_PAN_data,  
    hikmNativeNumber text_length,  
    byte[] clear_text,  
    byte[] initialization_vector,  
    hikmNativeNumber PIN_offset,  
    hikmNativeNumber PIN_offset_field_length,  
    byte[] enciphered_text,  
    byte[] output_chaining_vector);
```

Transaction Validation (CSNBTRV)

The Transaction Validation verb supports the generation and validation of American Express card security codes (CSC).

This verb generates and verifies transaction values based on information from the transaction and a cryptographic key. You select the validation method, and either the generate or verify mode, through *rule_array* keywords.

For the American Express process, the control vector supplied with the cryptographic key must indicate a MAC or MACVER class key. The key can be single or double length. DATAM and DATAMV keys are not supported. The MAC generate control vector bit must be on (bit 20) if you request CSC generation and MAC verify bit (bit 21) must be on if you request verification.

Note: This verb supports PCI-HSM 2016 compliant-tagged key tokens.

Format

The format of CSNBTRV.

```
CSNBTRV(
    return_code,
    reason_code,
    exit_data_length,
    exit_data,
    rule_array_count,
    rule_array,
    transaction_key_length,
    transaction_key,
    transaction_info_length,
    transaction_info,
    validation_values_length,
    validation_values)
```

Parameters

The parameters for CSNBTRV.

For the definitions of the *return_code*, *reason_code*, *exit_data_length*, and *exit_data* parameters, see “Parameters common to all verbs” on page 18.

rule_array_count

Direction: Input

Type: Integer

A pointer to an integer variable containing the number of elements in the *rule_array* variable. This value must be 1 or 2.

rule_array

Direction: Input

Type: String array

Keywords that provide control information to the verb. The keywords are left-aligned in an 8-byte field and padded on the right with blanks. The keywords must be in contiguous storage. The *rule_array* keywords are described in Table 203 on page 677.

Keyword	Description
Card security code algorithm (One, optional)	
CSC-V1	Specifies use of CSC version 1.0 algorithm for generating or verifying the validation values.
CSC-V2	Specifies use of CSC version 2.0 algorithm for generating or verifying the validation values.
American Express card security codes (One, required)	
CSC-3	3-digit card security code (CSC) located on the signature panel. VERIFY implied. This is the default.
CSC-4	4-digit card security code (CSC) located on the signature panel. VERIFY implied.
CSC-5	5-digit card security code (CSC) located on the signature panel. VERIFY implied.
CSC-345	Generate 5-byte, 4-byte, or 3-byte values when given an account number and an expiration date. GENERATE implied.
Operation (One, optional)	

Table 203. Keywords for Transaction Validation control information (continued)

Keyword	Description
VERIFY	Specifies verification of the value presented in the validation values variable.
GENERATE	Specifies generation of the value presented in the validation values variable.

transaction_key_length**Direction:** Input**Type:** Integer

The length of the **transaction_key** parameter.

transaction_key**Direction:** Input**Type:** String

The label name or internal token of a MAC or MACVER class key. The key can be single or double length.

transaction_info_length**Direction:** Input**Type:** Integer

The length of the *transaction_info* parameter. For the American Express CSC codes, the length must be 19.

transaction_info**Direction:** Input**Type:** String

For American Express, this is a 19-byte field containing the concatenation of the 4-byte expiration data (in the format YYMM) and the 15-byte American Express account number. Provide the information in character format.

validation_values_length**Direction:** Input/Output**Type:** Integer

The length of the *validation_values* parameter. Maximum value for this field is 64.

validation_values**Direction:** Input**Type:** String

This variable contains American Express CSC values. The data is output for **GENERATE** and input for **VERIFY**. See [Table 204 on page 679](#).

<i>Table 204. Values for Transaction Validation validation_values parameter</i>	
Operation	Element description
GENERATE and CSC-345	5555544444333 where: 55555 = CSC 5 value 4444 = CSC 4 value 333 = CSC 3 value
VERIFY and CSC-3	333 = CSC 3 value
VERIFY and CSC-4	4444 = CSC 4 value
VERIFY and CSC-5	55555 = CSC 5 value

Restrictions

The restrictions for CSNBTRV.

None.

Required commands

The required commands for CSNBTRV.

This verb requires the listed commands to be enabled in the active role, depending on the operation and card security code specified:

Operation keyword	Card security code keyword	Offset	Command
GENERATE	CSC-345	X'0291'	Transaction Validation - Generate
VERIFY	CSC-3	X'0292'	Transaction Validation - Verify CSC-3
	CSC-4	X'0293'	Transaction Validation - Verify CSC-4
	CSC-5	X'0294'	Transaction Validation - Verify CSC-5

Usage notes

The usage notes for CSNBTRV.

There are additional access control points for this verb.

JNI version

This verb has a Java Native Interface (JNI) version, which is named CSNBTRVJ.

See [“Building Java applications using the CCA JNI”](#) on page 23.

Format

```
public native void CSNBTRVJ(
    hikmNativeNumber return_code,
    hikmNativeNumber reason_code,
    hikmNativeNumber exit_data_length,
    byte[] exit_data,
    hikmNativeNumber rule_array_count,
    byte[] rule_array,
    hikmNativeNumber transaction_key_length,
    byte[] transaction_key,
```

Transaction Validation (CSNBTRV)

```
hikmNativeNumber transaction_info_length,  
byte[]           transaction_info,  
hikmNativeNumber validation_values_length,  
byte[]           validation_values);
```

Chapter 13. Financial services for DK PIN methods

The German Banking Industry Committee, *Deutsche Kreditwirtschaft* (DK) specifies PIN methods and requirements for financial services.

DK is an association of the German banking industry. The intellectual property rights regarding the methods and specification belong to the German Banking Industry Committee.

Note: All cryptographic coprocessors must be loaded with the same level of code. There are several licensed internal code (LIC) releases in support of the DK PIN methods. Ensure that all of the coprocessors have the same LIC level to support the function you want to use.

The following financial services (verbs) are described in this topic:

- [“DK Deterministic PIN Generate \(CSNBDDPG\)” on page 682](#)
- [“DK Migrate PIN \(CSNBDMP\)” on page 688](#)
- [“DK PAN Modify in Transaction \(CSNBDPMT\)” on page 694](#)
- [“DK PAN Translate \(CSNBDPPT\)” on page 701](#)
- [“DK PIN Change \(CSNBDPCC\)” on page 708](#)
- [“DK PIN Verify \(CSNBDPV\)” on page 721](#)
- [“DK PRW Card Number Update \(CSNBDPNU\)” on page 725](#)
- [“DK PRW Card Number Update2 \(CSNBDCU2\)” on page 731](#)
- [“DK PRW CMAC Generate \(CSNBDPCCG\)” on page 739](#)
- [“DK Random PIN Generate \(CSNBDRPG\)” on page 742](#)
- [“DK Random PIN Generate2 \(CSNBDRG2\)” on page 748](#)
- [“DK Regenerate PRW \(CSNBDRP\)” on page 755](#)

Weak PIN table

The DK PIN methods support the use of a table of weak PINs.

Services that generate PINs compare the generated PIN against the table and if the PIN is in the table, the service generates a different PIN. Services that change PINs compare the new PIN against the table and if the new PIN is in the table, the service fails.

Weak PIN tables can be stored in the cryptographic coprocessors for use by callable services. Only tables that have been activated can be used. A TKE Workstation is required to manage the tables in the coprocessors.

A Trusted Key Entry workstation (TKE) is required to administer the weak PIN tables for each adapter. In the TKE documentation and user interface, each domain has a restricted PIN table. The corresponding tab is called **Domain Restricted PINs**. The user may activate, load, and remove PINs from the weak PIN tables on a per-domain basis.

Note: All coprocessors must have installed the same table of weak PINs.

DK PIN methods

The DK PIN methods use a PIN reference value or word (PRW) to verify PINs rather than regenerating the PIN from customer account data.

The PRW is generated by concatenating the customer PAN data, the issuer card data, the PIN length, the PIN, and a 4-byte random number. It is encrypted using a PRW key with the GENONLY key usage. The PRW and random number are the output of the generation. The PIN is verified by generating the PRW using a PRW key with the VERIFY key usage and comparing it against the supplied PRW and random number.

DK Deterministic PIN Generate (CSNBDDPG)

Use the DK Deterministic PIN Generate service to generate a PIN and PIN reference value or word (PRW) using an AES PIN calculation key. The PIN reference value is used to verify the PIN in other services.

Note: The PIN generation process uses the account information to calculate the PIN. If the process generates a PIN that appears in the weak PIN table, it rejects that PIN, increments the rightmost byte of the account information by 1, and generates another PIN. The PIN generation process continues to increment the byte until an acceptable PIN is generated. For additional information, see [“Weak PIN table” on page 681](#).

You can use this service to perform the following tasks:

- Generate an encrypted PIN block in PBF-1 format with a PIN print key to be printed on a PIN mailer.
- Generate a PRW which can be used to verify the PIN.
- Optionally, generate an encrypted PIN block in PBF-1 format to be stored for later use in personalizing replacement cards.

Weak PINs: The PIN generation process uses the account information to calculate the PIN. During the PIN generation process, if a generated PIN is found in the weak PIN table, it is rejected; the process increments the rightmost byte of the account information by 1 and generates another PIN. The process repeats itself until a suitable PIN is generated.

Note: This verb supports PCI-HSM 2016 compliant-tagged key tokens.

Format

The format of CSNBDDPG.

```
CSNBDDPG(
    return_code,
    reason_code,
    exit_data_length,
    exit_data,
    rule_array_count,
    rule_array,
    account_info_ER_length,
    account_info_ER,
    PAN_data_length,
    PAN_data,
    card_p_data_length,
    card_p_data,
    card_t_data_length,
    card_t_data,
    PIN_length,
    PIN_generation_key_identifier_length,
    PIN_generation_key_identifier,
    PRW_key_identifier_length,
    PRW_key_identifier,
    PIN_print_key_identifier_length,
    PIN_print_key_identifier,
    OPIN_encryption_key_identifier_length,
    OPIN_encryption_key_identifier,
    OEPB_MAC_key_identifier_length,
    OEPB_MAC_key_identifier,
    PIN_reference_value_length,
    PIN_reference_value,
    PRW_random_number_length,
    PRW_random_number,
    PIN_print_block_length,
    PIN_print_block,
    encrypted_PIN_block_length,
    encrypted_PIN_block,
    PIN_block_MAC_length,
    PIN_block_MAC)
```


Parameters

The parameters for CSNBDDPG.

For the definitions of the *return_code*, *reason_code*, *exit_data_length*, and *exit_data* parameters, see “Parameters common to all verbs” on page 18.

rule_array_count

Direction: Input

Type: Integer

A pointer to an integer variable containing the number of elements in the **rule_array** variable. This value must be 0 or 1.

rule_array

Direction: Input

Type: String array

Keywords that provide control information to the verb. The keywords are left-aligned in an 8-byte field and padded on the right with blanks. The keywords must be in contiguous storage. The *rule_array* keywords are described in [Table 205 on page 683](#).

<i>Table 205. Keywords for DK Deterministic PIN Generate control information</i>	
Keyword	Description
<i>PIN Block output selection keyword</i> (One, optional)	
EPB	Return an encrypted PIN block (EPB) and a MAC of the encrypted PIN block.
NOEPB	Do not return an encrypted PIN block. This is the default value.

account_info_ER_length

Direction: Input

Type: Integer

Specifies the length in bytes of the **account_info_ER** parameter. The value must be 16.

account_info_ER

Direction: Input

Type: String

The 16-byte account information used to generate the PIN, right-aligned and padded on the left with binary zeros.

PAN_data_length

Direction: Input

Type: Integer

Specifies the length in bytes of the **PAN_data** parameter. The value must be in the range 10 - 19.

PAN_data

Direction: Input

Type: String

DK Deterministic PIN Generate (CSNBDDPG)

The PAN data to which the PIN is associated. The full account number, including check digit, should be included.

card_p_data_length

Direction: Input
Type: Integer

Specifies the length in bytes of the **card_p_data** parameter. The value must be in the range 2 - 256.

card_p_data

Direction: Input
Type: String

The time-invariant card data (CDp), determined by the card issuer, which is used to differentiate between multiple cards for one account.

card_t_data_length

Direction: Input
Type: Integer

Specifies the length in bytes of the **card_t_data** parameter. The value must be in the range 2 - 256.

card_t_data

Direction: Input
Type: String

The time-sensitive card data, determined by the card issuer, which, together with the account number and the **card_p_data** value, specifies an individual card.

PIN_length

Direction: Input
Type: Integer

Specifies the length of the PIN to be generated. This value must be in the range 4 - 12.

PIN_generation_key_identifier_length

Direction: Input
Type: Integer

Specifies the length in bytes of the **PIN_generation_key_identifier** parameter. If the **PIN_generation_key_identifier** contains a label, the value must be 64. Otherwise, the value must be at least the actual token length, up to 725.

PIN_generation_key_identifier

Direction: Input
Type: String

The identifier of the PIN generating key. The key identifier is an operational token or the key label of an operational token in key storage. The key algorithm of this key must be AES, the key type must be PINCALC, the key usage fields must indicate GENONLY, CBC, and DKPINOP.

If the token supplied was encrypted under the old master key, the token is returned encrypted under the current master key.

PRW_key_identifier_length

Direction: Input
Type: Integer

Specifies the length in bytes of the **PRW_key_identifier** parameter. If the **PRW_key_identifier** contains a label, the length must be 64. Otherwise, the value must be at least the actual token length, up to 725.

PRW_key_identifier

Direction: Input/Output
Type: String

The identifier of the PRW generating key. The key identifier is an operational token or the key label of an operational token in key storage. The key algorithm of this key must be AES, the key type must be PINPRW, the key usage fields must indicate GENONLY, CMAC, and DKPINOP.

If the token supplied was encrypted under the old master key, the token is returned encrypted under the current master key.

PIN_print_key_identifier_length

Direction: Input
Type: Integer

Specifies the length in bytes of the **PIN_print_key_identifier** parameter. If the **PIN_print_key_identifier** contains a label, the value must be 64. Otherwise, the value must be at least the actual token length, up to 725.

PIN_print_key_identifier

Direction: Input/Output
Type: String

The identifier of the key to wrap the PIN for printing. The key identifier is an operational token or the key label of an operational token in key storage. The key algorithm of this key must be AES, the key type must be PINPROT, and the key usage fields must indicate ENCRYPT, CBC, and DKPINOPP.

If the token supplied was encrypted under the old master key, the token is returned encrypted under the current master key.

OPIN_encryption_key_identifier_length

Direction: Input
Type: Integer

Specifies the length in bytes of the **OPIN_encryption_key_identifier** parameter. If the rule array indicates that no encrypted PIN block is to be returned, this value must be 0. If the **OPIN_encryption_key_identifier** contains a label, the length must be 64. Otherwise, the value must be at least the actual token length, up to 725.

OPIN_encryption_key_identifier

Direction: Input/Output
Type: String

The identifier of the key to wrap the PIN block. The key identifier is an operational token or the key label of an operational token in key storage. If the rule array indicates that no encrypted PIN block is

DK Deterministic PIN Generate (CSNBDDPG)

to be returned, this parameter is ignored. The key algorithm of this key must be AES, the key type must be PINPROT, and the key usage fields must indicate ENCRYPT, CBC, and DKPINOP.

If the token supplied was encrypted under the old master key, the token is returned encrypted under the current master key.

OEPB_MAC_key_identifier_length

Direction: Input

Type: Integer

Specifies the length in bytes of the **OEPB_MAC_key_identifier** parameter. If the rule array indicates that no encrypted PIN block MAC is to be returned, this value must be 0. If the **OEPB_MAC_key_identifier** contains a label, the length must be 64. Otherwise, the value must be at least the actual token length, up to 725.

OEPB_MAC_key_identifier

Direction: Input/Output

Type: String

The identifier of the key to generate the MAC of the PIN block. The key identifier is an operational token or the key label of an operational token in key storage. If the rule array indicates that no encrypted PIN block is to be returned, this parameter is ignored. The key algorithm of this key must be AES, the key type must be MAC, and the key usage fields must indicate CMAC, GENONLY, and DKPINOP.

If the token supplied was encrypted under the old master key, the token is returned encrypted under the current master key.

PIN_reference_value_length

Direction: Input/Output

Type: Integer

Specifies the length in bytes of the **PIN_reference_value** parameter. The value must be at least 16. On output, it is set to 16.

PIN_reference_value

Direction: Output

Type: String

The 16-byte calculated PIN reference value.

PRW_random_number_length

Direction: Input/Output

Type: Integer

Specifies the length in bytes of the **PRW_random_number** parameter. The value must be at least 4. On output, it is set to 4.

PRW_random_number

Direction: Output

Type: String

The 4-byte random number associated with the PIN reference value.

PIN_print_block_length**Direction:** Input/Output**Type:** Integer

Specifies the length in bytes of the **PIN_print_block** parameter. The value must be at least 32. On output, it is set to 32.

PIN_print_block**Direction:** Output**Type:** String

The 32-byte encrypted PIN block to be passed to the PIN mailer function.

encrypted_PIN_block_length**Direction:** Input/Output**Type:** Integer

Specifies the length in bytes of the **encrypted_PIN_block** parameter. If the rule array indicates that no encrypted PIN block should be returned, this value must be 0. Otherwise, it should be at least 32.

encrypted_PIN_block**Direction:** Output**Type:** String

The 32-byte encrypted PIN block in PBF-1 format. This parameter is ignored if no encrypted PIN block is returned.

PIN_block_MAC_length**Direction:** Input/Output**Type:** Integer

Specifies the length in bytes of the **PIN_block_MAC** parameter. If the rule_array indicates that no PIN block MAC should be returned, this value must be 0. Otherwise, it must be at least 8.

PIN_block_MAC**Direction:** Output**Type:** String

The 8-byte CMAC of the encrypted PIN block. This parameter is ignored if no encrypted PIN block is returned.

Restrictions

The restrictions for CSNBDDPG.

- Use of the Visa PVV PIN-calculation method always produces a four-digit output rather than padding the output with binary zeros to the length of the PIN.
- A key identifier length must be 64 for a key label.
- Support for three-key Triple-DES keys is not available in releases before Release 5.4 and Release 6.2. Beginning with Release 5.4 and Release 6.2, this verb supports triple-length DES keys. For a list of supported three-key Triple-DES key types beginning with Release 5.4 and Release 6.2, see [Table 10 on page 67](#).

Required commands

The required commands for CSNBDDPG.

The DK Deterministic PIN Generate verb requires the **DK Deterministic PIN Generate** command (offset X'02C6') to be enabled in the active role.

Usage notes

The usage notes for CSNBDDPG.

None.

JNI version

This verb has a Java Native Interface (JNI) version, which is named CSNBDDPGJ.

See [“Building Java applications using the CCA JNI”](#) on page 23.

Format

```
public native void CSNBDDPGJ(
    hikmNativeNumber    return_code,
    hikmNativeNumber    reason_code,
    hikmNativeNumber    exit_data_length,
    byte[]              exit_data,
    hikmNativeNumber    rule_array_count,
    byte[]              rule_array,
    hikmNativeNumber    account_info_ER_length,
    byte[]              account_info_ER,
    hikmNativeNumber    PAN_data_length,
    byte[]              PAN_data,
    hikmNativeNumber    card_p_data_length,
    byte[]              card_p_data,
    hikmNativeNumber    card_t_data_length,
    byte[]              card_t_data,
    hikmNativeNumber    PIN_length,
    hikmNativeNumber    PIN_generation_key_identifier_length,
    byte[]              PIN_generation_key_identifier,
    hikmNativeNumber    PRW_key_identifier_length,
    byte[]              PRW_key_identifier,
    hikmNativeNumber    PIN_print_key_identifier_length,
    byte[]              PIN_print_key_identifier,
    hikmNativeNumber    OPIN_encryption_key_identifier_length,
    byte[]              OPIN_encryption_key_identifier,
    hikmNativeNumber    OEPB_MAC_key_identifier_length,
    byte[]              OEPB_MAC_key_identifier,
    hikmNativeNumber    PIN_reference_value_length,
    byte[]              PIN_reference_value,
    hikmNativeNumber    PRW_random_number_length,
    byte[]              PRW_random_number,
    hikmNativeNumber    PIN_print_block_length,
    byte[]              PIN_print_block,
    hikmNativeNumber    encrypted_PIN_block_length,
    byte[]              encrypted_PIN_block,
    hikmNativeNumber    PIN_block_MAC_length,
    byte[]              PIN_block_MAC);
```

DK Migrate PIN (CSNBDMPP)

Use the DK Migrate PIN verb to generate the PIN reference value (PRW) for a specified user account. The PIN reference value is used to verify the PIN in other services.

An ISO-1 formatted PIN block is input to determine the value of the PIN for the account. The PIN is reformatted into a DK-defined PIN block and the PIN reference value is calculated using a PRW random value and other account information. The PIN reference value and associated PRW random value are returned to be used as input by other PIN processes to verify the PIN.

If validation of the PIN is desired to personalize smart cards, specify the EPB **rule-array** keyword. This keyword causes an output encrypted PIN block to be returned along with a PIN block MAC. The MAC is calculated over the output PIN block and additional card data using the block cipher-based MAC algorithm called CMAC (NIST SP 800-38B).

Notes:

1. This service does not test for weak PINs.
2. This verb supports PCI-HSM 2016 compliant-tagged key tokens.

Format

The format of CSNBDMP.

```
CSNBDMP(
    return_code,
    reason_code,
    exit_data_length,
    exit_data,
    rule_array_count,
    rule_array,
    PAN_data_length,
    PAN_data,
    card_p_data_length,
    card_p_data,
    card_t_data_length,
    card_t_data,
    ISO1_PIN_block_length,
    ISO1_PIN_block,
    IPIN_encryption_key_identifier_length,
    IPIN_encryption_key_identifier,
    PRW_key_identifier_length,
    PRW_key_identifier,
    OPIN_encryption_key_identifier_length,
    OPIN_encryption_key_identifier,
    OEPB_MAC_key_identifier_length,
    OEPB_MAC_key_identifier,
    PIN_reference_value_length,
    PIN_reference_value,
    PRW_random_number_length,
    PRW_random_number,
    encrypted_PIN_block_length,
    encrypted_PIN_block,
    PIN_block_MAC_length,
    PIN_block_MAC)
```

Parameters

The parameters for CSNBDMP.

For the definitions of the *return_code*, *reason_code*, *exit_data_length*, and *exit_data* parameters, see [“Parameters common to all verbs” on page 18](#).

rule_array_count

Direction: Input
Type: Integer

A pointer to an integer variable containing the number of elements in the **rule_array** variable. This value must be 0 or 1.

rule_array

Direction: Input
Type: String array

DK Migrate PIN (CSNBDMP)

Keywords that provide control information to the callable service. The keywords must be in contiguous storage with each of the keywords left-justified in its own 8-byte location and padded on the right with blanks. The *rule_array* keywords are described in [Table 206](#) on [page 690](#).

<i>Table 206. Keywords for DK Migrate PIN control information</i>	
Keyword	Description
<i>PIN Block output selection keyword</i> (One, optional)	
EPB	Return an encrypted PIN block and a MAC of the encrypted PIN block.
NOEPB	Do not return an encrypted PIN block (EPB). This is the default value.

PAN_data_length

Direction: Input
Type: Integer

Specifies the length in bytes of the **PAN_data** parameter. The value must be in the range 10 - 19.

PAN_data

Direction: Input
Type: String

The personal account number in character form which the PIN is associated. The primary account number, including check digit, should be included.

card_p_data_length

Direction: Input
Type: Integer

Specifies the length in bytes of the **card_p_data** parameter. The value must be in the range 2 - 256.

card_p_data

Direction: Input
Type: String

The time-invariant card data (CDp), determined by the card issuer, which is used to differentiate between multiple cards for one account.

card_t_data_length

Direction: Input
Type: Integer

Specifies the length in bytes of the **card_t_data** parameter. The value must be in the range 2 - 256.

card_t_data

Direction: Input
Type: String

The time-sensitive card data, determined by the card issuer, which, together with the account number and the **card_p_data**, specifies an individual card.

ISO1_PIN_block_length

Direction: Input

Type: Integer

Specifies the length in bytes of the **ISO1_PIN_block** parameter. This value must be 8.

ISO1_PIN_block

Direction: Input

Type: String

The 8-byte encrypted PIN block with the current PIN in ISO-1 format with the customer chosen PIN. This PIN is used to generate the PIN reference value.

IPIN_encryption_key_identifier_length

Direction: Input

Type: Integer

Specifies the length in bytes of the **IPIN_encryption_key_identifier** parameter. If the **IPIN_encryption_key_identifier** contains a label, the length must be 64. Otherwise, the value must be at least the actual token length, up to 725.

IPIN_encryption_key_identifier

Direction: Input/Output

Type: String

The identifier of the key to decrypt the PIN block containing the IOS-1 PIN. The key identifier is an operational token or the key label of an operational token in key storage. The key algorithm of this key must be DES and the key type must be IPINENC.

If the token supplied was encrypted under the old master key, the token is returned encrypted under the current master key.

PRW_key_identifier_length

Direction: Input

Type: Integer

Specifies the length in bytes of the **PRW_key_identifier** parameter. If **PRW_key_identifier** contains a label, the length must be 64. Otherwise, the value must be at least the actual token length, up to 725.

PRW_key_identifier

Direction: Input/Output

Type: String

The identifier of the PRW generating key. The key identifier is an operational token or the key label of an operational token in key storage. The key algorithm of this key must be AES, the key type must be PINPRW, and the key usage fields must indicate GENONLY, CMAC, and DKPINOP.

If the token supplied was encrypted under the old master key, the token is returned encrypted under the current master key.

OPIN_encryption_key_identifier_length

Direction: Input

Type: Integer

Specifies the length in bytes of the **OPIN_encryption_key_identifier** parameter. If the rule array indicates that no encrypted PIN block is to be returned, this value must be 0. If **OPIN_encryption_key_identifier** contains a label, the length must be 64. Otherwise, the value must be at least the actual token length, up to 725.

OPIN_encryption_key_identifier

Direction: Input/Output
Type: String

The identifier of the key to wrap the PIN block. The key identifier is an operational token or the key label of an operational token in key storage. If the rule array indicates that no encrypted PIN block is to be returned, this parameter is ignored. The key algorithm of this key must be AES, the key type must be PINPROT, and the key usage fields must indicate ENCRYPT, CBC, and DKPINOP.

If the token supplied was encrypted under the old master key, the token is returned encrypted under the current master key.

OEPB_MAC_key_identifier_length

Direction: Input
Type: Integer

Specifies the length in bytes of the **OEPB_MAC_key_identifier** parameter. If the rule array indicates that no encrypted PIN block MAC is to be returned, this value must be 0. If **OEPB_MAC_key_identifier** contains a label, the length must be 64. Otherwise, the value must be at least the actual token length, up to 725.

OEPB_MAC_key_identifier

Direction: Input/Output
Type: String

The identifier of the key to generate the MAC of the PIN block. The key identifier is an operational token or the key label of an operational token in key storage. If the rule array indicates that no encrypted PIN block is to be returned, this parameter is ignored. The key algorithm of this key must be AES, the key type must be MAC, and the key usage fields must indicate GENONLY, CMAC, and DKPINOP.

If the token supplied was encrypted under the old master key, the token is returned encrypted under the current master key.

PIN_reference_value_length

Direction: Input/Output
Type: Integer

Specifies the length in bytes of the **PIN_reference_value** parameter. This value must be 16. On output, **PIN_reference_value_length** is set to 16.

PIN_reference_value

Direction: Output
Type: String

The 16-byte calculated PIN reference value.

PRW_random_number_length

Direction: Input/Output
Type: Integer

Specifies the length in bytes of the **PRW_random_number** parameter. The value must be 4. On output, **PRW_random_number_length** is set to 4.

PRW_random_number

Direction: Output

Type: String

The 4-byte random number associated with the PIN reference value.

encrypted_PIN_block_length

Direction: Input/Output

Type: Integer

Specifies the length in bytes of the **encrypted_PIN_block** parameter. If the rule array indicates that no encrypted PIN block should be returned, this value must be 0. Otherwise, it should be at least 32.

encrypted_PIN_block

Direction: Output

Type: String

The 32-byte encrypted PIN block in PBF-1 format. This parameter is ignored if no encrypted PIN block is returned.

PIN_block_MAC_length

Direction: Input/Output

Type: Integer

Specifies the length in bytes of the **PIN_block_MAC** parameter. If the rule_array indicates that no PIN block MAC should be returned, this value must be 0. Otherwise, it must be at least 8.

PIN_block_MAC

Direction: Output

Type: String

The 8-byte CMAC of the encrypted PIN block. This parameter is ignored if no encrypted PIN block is returned.

Restrictions

The restrictions for CSNBDMP.

Notes:

- A key identifier length must be at least 64 for a key label, and only the first 64 bytes of a key label are used.
- Beginning with Release 5.4 and Release 6.2, this verb supports triple-length TDES keys. For a list of supported triple-length TDES key types beginning with Release 5.4 and Release 6.2, see [Table 10 on page 67](#).

Required commands

The required commands for CSNBDMP.

The DK Migrate PIN verb requires the **DK Migrate PIN** command (offset X'02CE') to be enabled in the active role.

Usage notes

The usage notes for CSNBDMP.

None.

JNI version

This verb has a Java Native Interface (JNI) version, which is named CSNBDMPJ.

See [“Building Java applications using the CCA JNI”](#) on page 23.

Format

```
public native void CSNBDMPJ(  
    hikmNativeNumber    return_code,  
    hikmNativeNumber    reason_code,  
    hikmNativeNumber    exit_data_length,  
    byte[]               exit_data,  
    hikmNativeNumber    rule_array_count,  
    byte[]               rule_array,  
    hikmNativeNumber    PAN_data_length,  
    byte[]               PAN_data,  
    hikmNativeNumber    card_p_data_length,  
    byte[]               card_p_data,  
    hikmNativeNumber    card_t_data_length,  
    byte[]               card_t_data,  
    hikmNativeNumber    ISO1_PIN_block_length,  
    byte[]               ISO1_PIN_block,  
    hikmNativeNumber    IPIN_encryption_key_identifier_length,  
    byte[]               IPIN_encryption_key_identifier,  
    hikmNativeNumber    PRW_key_identifier_length,  
    byte[]               PRW_key_identifier,  
    hikmNativeNumber    OPIN_encryption_key_identifier_length,  
    byte[]               OPIN_encryption_key_identifier,  
    hikmNativeNumber    OEPB_MAC_key_identifier_length,  
    byte[]               OEPB_MAC_key_identifier,  
    hikmNativeNumber    PIN_reference_value_length,  
    byte[]               PIN_reference_value,  
    hikmNativeNumber    PRW_random_number_length,  
    byte[]               PRW_random_number,  
    hikmNativeNumber    encrypted_PIN_block_length,  
    byte[]               encrypted_PIN_block,  
    hikmNativeNumber    PIN_block_MAC_length,  
    byte[]               PIN_block_MAC);
```

DK PAN Modify in Transaction (CSNBDPMT)

Use the DK PAN Modify in Transaction verb to obtain a new PIN reference value (PRW) for an existing PIN when a merger has occurred and the account information has changed. The input includes the current PIN, the account information (PAN and card data) for the current, and the new account.

The DK PRW CMAC Generate service is called prior to this service to generate the MAC of the changed account information. If the MAC associated with the account information does not verify, the service fails.

Note: This verb supports PCI-HSM 2016 compliant-tagged key tokens.

Format

The format of CSNBDPMT.

```
CSNBDPMT (
    return_code,
    reason_code,
    exit_data_length,
    exit_data,
    rule_array_count,
    rule_array,
    current_PAN_data_length,
    current_PAN_data,
    new_PAN_data_length,
    new_PAN_data,
    current_card_p_data_length,
    current_card_p_data,
    current_card_t_data_length,
    current_card_t_data,
    new_card_p_data_length,
    new_card_p_data,
    new_card_t_data_length,
    new_card_t_data,
    CMAC_FUS_length,
    CMAC_FUS,
    ISO_encrypted_PIN_block_length,
    ISO_encrypted_PIN_block,
    current_PIN_reference_value_length,
    current_PIN_reference_value,
    current_PRW_random_number_length,
    current_PRW_random_number,
    CMAC_FUS_key_identifier_length,
    CMAC_FUS_key_identifier,
    IPIN_encryption_key_identifier_length,
    IPIN_encryption_key_identifier,
    PRW_key_identifier_length,
    PRW_key_identifier,
    new_PRW_key_identifier_length,
    new_PRW_key_identifier,
    new_PIN_reference_value_length,
    new_PIN_reference_value,
    new_PRW_random_number_length,
    new_PRW_random_number)

```

Parameters

The parameters for CSNBDPMT.

For the definitions of the *return_code*, *reason_code*, *exit_data_length*, and *exit_data* parameters, see [“Parameters common to all verbs” on page 18](#).

rule_array_count

Direction: Input

Type: Integer

A pointer to an integer variable containing the number of elements in the **rule_array** variable. This value must be 0.

rule_array

Direction: Input

Type: String array

A pointer to a string variable containing an array of keywords that control the processing of the verb. Each element in the array must contain a valid keyword that is left-aligned and padded on the right with space characters. The keyword must be in eight bytes of contiguous storage, left-aligned, and padded on the right with blanks. The *rule_array* keywords are described in [Table 207 on page 696](#):

Table 207. Keywords for DK PAN Modify in Transaction control information

Keyword	Description
<i>PIN-block format</i> (One, optional)	
ISO-1	Specifies that the PIN block identified by the ISO_encrypted_PIN_block parameter is in the ISO-1 format. This is the default.
ISO-4	Specifies that the PIN block identified by the ISO_encrypted_PIN_block parameter is in the ISO-4 format.

current_PAN_data_length**Direction:** Input**Type:** Integer

Specifies the length in bytes of the **current_PAN_data** parameter. The value must be in the range 10 - 19.

current_PAN_data**Direction:** Input**Type:** String

The current PAN data associated with the PIN. The full account number, including check digit, should be included.

new_PAN_data_length**Direction:** Input**Type:** Integer

Specifies the length in bytes of the **new_PAN_data** parameter. The value must be in the range 10 - 19.

new_PAN_data**Direction:** Output**Type:** Integer

The new PAN data to be associated with the PIN. The full account number, including check digit, should be included.

current_card_p_data_length**Direction:** Input**Type:** Integer

Specifies the length in bytes of the **current_card_p_data** parameter. The value must be in the range 2 - 256.

current_card_p_data**Direction:** Input**Type:** String

The time-invariant card data (CDp) of the current account, determined by the card issuer.

current_card_t_data_length**Direction:** Input**Type:** Integer

Specifies the length in bytes of the **current_card_t_data** parameter. The value must be in the range 2 - 256.

current_card_t_data**Direction:** Input**Type:** String

The time-sensitive card data of the current account, determined by the card issuer.

new_card_p_data_length**Direction:** Input**Type:** Integer

Specifies the length in bytes of the **new_card_p_data** parameter. The value must be in the range 2 - 256.

new_card_p_data**Direction:** Input**Type:** String

The time-invariant card data (CDp) of the current account, determined by the card issuer.

new_card_t_data_length**Direction:** Input**Type:** Integer

Specifies the length in bytes of the **new_card_t_data** parameter. The value must be in the range 2 - 256.

new_card_t_data**Direction:** Input**Type:** String

The time-sensitive card data of the current account, determined by the card issuer.

CMAC_FUS_length**Direction:** Input**Type:** Integer

Specifies the length in bytes of the **CMAC_FUS** parameter. The value must be in the range 8 - 16.

CMAC_FUS**Direction:** Input**Type:** String

The 8-byte to 16-byte MAC that was generated from the current and new PANs and card data strings and PIN reference values. The MAC is generated using the DK PRW CMAC Generate service.

ISO_encrypted_PIN_block_length

Direction: Input

Type: Integer

Specifies the length of data in bytes in the **ISO_encrypted_PIN_block** parameter. The value must be 8 for ISO-1 or 16 for ISO-4.

ISO_encrypted_PIN_block

Direction: Input

Type: String

A pointer to a string variable containing the encrypted PIN block in ISO-1 or ISO-4 format from which to extract the PIN.

current_PIN_reference_value_length

Direction: Input

Type: Integer

Specifies the length in bytes of the **current_PIN_reference_value** parameter. The value must be 16.

current_PIN_reference_value

Direction: Input

Type: String

The 16-byte PIN reference value for comparison to the calculated value.

current_PRW_random_number_length

Direction: Input

Type: Integer

Specifies the length in bytes of the **current_PRW_random_number** parameter. The value must be 4.

current_PRW_random_number

Direction: Input

Type: String

The 4-byte random number associated with the PIN reference value.

CMAC_FUS_key_identifier_length

Direction: Input

Type: Integer

Specifies the length in bytes of the **CMAC_FUS_key_identifier** parameter. If **CMAC_FUS_key_identifier** contains a label, the length must be 64. Otherwise, the value must be at least the actual token length, up to 725.

CMAC_FUS_key_identifier

Direction: Input

Type: String

The identifier of the key to verify the **CMAC_FUS** value. The key identifier is an operational token or the key label of an operational token in key storage. The key algorithm of this key must be AES, the key type must be MAC, and the key usage fields must indicate VERIFY, CMAC, and DKPINAD2.

If the token supplied was encrypted under the old master key, the token is returned encrypted under the current master key.

IPIN_encryption_key_identifier_length

Direction: Input

Type: Integer

Specifies the length in bytes of the **IPIN_encryption_key_identifier** parameter. Set the value to 64 for an ISO-1 PIN-block, or a maximum of 3500 for an ISO-4 PIN-block. A key label must be at least 64 bytes, and only the first 64 bytes of a key label are used.

IPIN_encryption_key_identifier

Direction: Input

Type: String

A pointer to a string variable containing an operational fixed-length Triple-DES key-token or the key label of such a record in DES key-storage or, beginning with Release 5.4, an operational variable-length AES key-token or the key label of such a record in AES key-storage. The key token contains the inbound PIN encryption key used to recover the PIN from the ISO encrypted PIN block.

If the PIN block is in ISO-1 format, the key token must have a key type of IPINENC. In addition, the control vector must enable the verification of an encrypted PIN (EPINVER, CV bit 19 = B'1').

If the PIN block is in ISO-4 format, the key token must have a token algorithm of AES and a key type of PINPROT. In addition, the key usage fields must have the encryption operation set so that the key can be used for decryption but not encryption (DECRYPT). The encryption mode must be Cipher Block Chaining (CBC), the common control usage set to no field format specification (NOFLDFMT), and the inbound function usage set so that the key can be used to verify an encrypted PIN (EPINVER).

PRW_key_identifier_length

Direction: Input

Type: Integer

Specifies the length in bytes of the **PRW_key_identifier** parameter. If **PRW_key_identifier** contains a label, the length must be 64. Otherwise, the value must be at least the actual token length, up to 725.

PRW_key_identifier

Direction: Input

Type: String

The identifier of the key to verify the input PRW. The key identifier is an operational token or the key label of an operational token in key storage. The key algorithm of this key must be AES, the key type must be PINPRW, and the key usage fields must indicate VERIFY, CMAC, and DKPINOP.

If the token supplied was encrypted under the old master key, the token is returned encrypted under the current master key.

new_PRW_key_identifier_length

Direction: Input

Type: Integer

DK PAN Modify in Transaction (CSNBDPMT)

Specifies the length in bytes of the **new_PRW_key_identifier** parameter. If **new_PRW_key_identifier** contains a label, the length must be 64. Otherwise, the value must be at least the actual token length, up to 725.

new_PRW_key_identifier

Direction: Input
Type: String

The identifier of the key to generate the new PRW. The key identifier is an operational token or the key label of an operational token in key storage. The key algorithm of this key must be AES, the key type must be PINPRW, and the key usage fields must indicate GENONLY, CMAC, and DKPINOP.

If the token supplied was encrypted under the old master key, the token is returned encrypted under the current master key.

new_PIN_reference_value_length

Direction: Input
Type: Integer

Specifies the length in bytes of the **new_PIN_reference_value** parameter. The value must be at least 16. On output, it is set to 16.

new_PIN_reference_value

Direction: Input
Type: String

The 16-byte new PIN reference value.

new_PRW_random_number_length

Direction: Input
Type: Integer

Specifies the length in bytes of the **new_PRW_random_number** parameter. The value must be at least 4. On output, it is set to 4.

new_PRW_random_number

Direction: Input
Type: String

The 4-byte random number associated with the new PIN reference value.

Restrictions

The restrictions for CSNBDPMT.

- PINs contained in encrypted ISO-4 PIN blocks are not supported in releases before Release 5.4.
- Beginning with Release 5.4 and Release 6.2, this verb supports triple-length TDES keys. For a list of supported triple-length TDES key types beginning with Release 5.4 and Release 6.2, see [Table 10 on page 67](#).

Required commands

The required commands for CSNBDPMT.

The DK PAN Modify in Transaction verb requires the **DK PAN Modify in Transaction** command (offset X'02C5') to be enabled in the active role.

Usage notes

The usage notes for CSNBDPMT.

None.

JNI version

This verb has a Java Native Interface (JNI) version, which is named CSNBDPMTJ.

See [“Building Java applications using the CCA JNI”](#) on page 23.

Format

```
public native void CSNBDPMTJ(
    hikmNativeNumber    return_code,
    hikmNativeNumber    reason_code,
    hikmNativeNumber    exit_data_length,
    byte[]               exit_data,
    hikmNativeNumber    rule_array_count,
    byte[]               rule_array,
    hikmNativeNumber    current_PAN_data_length,
    byte[]               current_PAN_data,
    hikmNativeNumber    new_PAN_data_length,
    byte[]               new_PAN_data,
    hikmNativeNumber    current_card_p_data_length,
    byte[]               current_card_p_data,
    hikmNativeNumber    current_card_t_data_length,
    byte[]               current_card_t_data,
    hikmNativeNumber    new_card_p_data_length,
    byte[]               new_card_p_data,
    hikmNativeNumber    new_card_t_data_length,
    byte[]               new_card_t_data,
    hikmNativeNumber    CMAC_FUS_length,
    byte[]               CMAC_FUS,
    hikmNativeNumber    ISO_encrypted_PIN_block_length,
    byte[]               ISO_encrypted_PIN_block,
    hikmNativeNumber    current_PIN_reference_value_length,
    byte[]               current_PIN_reference_value,
    hikmNativeNumber    current_PRW_random_number_length,
    byte[]               current_PRW_random_number,
    hikmNativeNumber    CMAC_FUS_key_identifier_length,
    byte[]               CMAC_FUS_key_identifier,
    hikmNativeNumber    IPIN_encryption_key_identifier_length,
    byte[]               IPIN_encryption_key_identifier,
    hikmNativeNumber    PRW_key_identifier_length,
    byte[]               PRW_key_identifier,
    hikmNativeNumber    new_PRW_key_identifier_length,
    byte[]               new_PRW_key_identifier,
    hikmNativeNumber    new_PIN_reference_value_length,
    byte[]               new_PIN_reference_value,
    hikmNativeNumber    new_PRW_random_number_length,
    byte[]               new_PRW_random_number);
```

DK PAN Translate (CSNBDPT)

Use the DK PAN Translate verb to create an encrypted PIN block with the same PIN and a different PAN. The account data may change, but changing the PIN is to be avoided. This service creates a new encrypted PIN block and MAC on the encrypted PIN block that is used to accept the PAN change at an authorization node.

You can use this service to perform the following tasks:

- Generate an encrypted PIN block in PBF-1 format with a changed PAN to be used at the authorization node to create a PIN reference value.
- Generate a CMAC over the encrypted PIN block for validation.

Note: This verb supports PCI-HSM 2016 compliant-tagged key tokens.

Format

The format of CSNBDPT.

```
CSNBDPT(
    return_code,
    reason_code,
    exit_data_length,
    exit_data,
    rule_array_count,
    rule_array,
    card_p_data_length,
    card_p_data,
    card_t_data_length,
    card_t_data,
    new_PAN_data_length,
    new_PAN_data,
    new_card_p_data_length,
    new_card_p_data,
    PIN_reference_value_length,
    PIN_reference_value,
    PRW_random_number_length,
    PRW_random_number,
    current_encrypted_PIN_block_length,
    current_encrypted_PIN_block,
    current_PIN_block_MAC_length,
    current_PIN_block_MAC,
    PRW_key_identifier_length,
    PRW_key_identifier,
    IPIN_encryption_key_identifier_length,
    IPIN_encryption_key_identifier,
    IEPB_MAC_key_identifier_length,
    IEPB_MAC_key_identifier,
    OPIN_encryption_key_identifier_length,
    OPIN_encryption_key_identifier,
    OEPB_MAC_key_identifier_length,
    OEPB_MAC_key_identifier,
    new_encrypted_PIN_block_length,
    new_encrypted_PIN_block,
    new_PIN_block_MAC_length,
    new_PIN_block_MAC)
```

Parameters

The parameters for CSNBDPT.

For the definitions of the *return_code*, *reason_code*, *exit_data_length*, and *exit_data* parameters, see [“Parameters common to all verbs” on page 18](#).

rule_array_count

Direction: Input

Type: Integer

A pointer to an integer variable containing the number of elements in the **rule_array** variable. This value must be 0.

rule_array

Direction: Input

Type: String array

There are no keywords for this service.

card_p_data_length

Direction: Input

Type: Integer

Specifies the length in bytes of the **card_p_data** parameter. The value must be in the range 2 - 256.

card_p_data

Direction: Input
Type: String

The time-invariant card data (CDp), determined by the card issuer, which is used to differentiate between multiple cards for one account.

card_t_data_length

Direction: Input
Type: Integer

Specifies the length in bytes of the **card_t_data** parameter. The value must be in the range 2 - 256.

card_t_data

Direction: Input
Type: String

The time-sensitive card data, determined by the card issuer, which, together with the account number and the **card_p_data**, specifies an individual card.

new_PAN_data_length

Direction: Input
Type: Integer

Specifies the length in bytes of the **new_PAN_data** parameter. The value must be in the range 10 - 19.

new_PAN_data

Direction: Input
Type: String

The new personal account number (in character string form) to which the PIN is associated. The full account number, including check digit, should be included.

new_card_p_data_length

Direction: Input
Type: Integer

Specifies the length in bytes of the **new_card_p_data** parameter. The value must be in the range 2 - 256.

new_card_p_data

Direction: Input
Type: String

The time-invariant card data (CDp), determined by the card issuer, which is used to differentiate between multiple cards for one account.

PIN_reference_value_length

Direction: Input
Type: Integer

Specifies the length in bytes of the **PIN_reference_value** parameter. The value must be 16.

PIN_reference_value

Direction: Input
Type: String

The 16-byte PIN reference value for comparison to the calculated value.

PRW_random_number_length

Direction: Input
Type: Integer

Specifies the length in bytes of the **PRW_random_number** parameter. The value must be 4.

PRW_random_number

Direction: Input
Type: String

The 4-byte random number associated with the PIN reference value.

current_encrypted_PIN_block_length

Direction: Input
Type: Integer

Specifies the length in bytes of the **current_encrypted_PIN_block** parameter. The value must be 32.

current_encrypted_PIN_block

Direction: Input
Type: Integer

The 32-byte encrypted PIN block in PBF-1 format of the current PIN.

current_PIN_block_MAC_length

Direction: Input
Type: Integer

Specifies the length in bytes of the **current_PIN_block_MAC** parameter. The value must be 8.

current_PIN_block_MAC

Direction: Input
Type: String

The 8-byte MAC of the current encrypted PIN block and the **card_p_data**.

PRW_key_identifier_length

Direction: Input
Type: Integer

Specifies the length in bytes of the **PRW_key_identifier** parameter. If **PRW_key_identifier** contains a label, the length must be 64. Otherwise, the value must at least the actual token length, up to 725.

PRW_key_identifier

Direction: Input
Type: String

The identifier of the PRW verifying key. The key identifier is an operational token or the key label of an operational token in key storage. The key algorithm of this key must be AES, the key type must be PINPRW, the key usage fields must indicate VERIFY, CMAC, and DKPINOP.

If the token supplied was encrypted under the old master key, the token is returned encrypted under the current master key.

IPIN_encryption_key_identifier_length

Direction: Input
Type: Integer

Specifies the length in bytes of the **IPIN_encryption_key_identifier** parameter. If the **IPIN_encryption_key_identifier** contains a label, the length must be 64. Otherwise, the value must be at least the actual token length, up to 725.

IPIN_encryption_key_identifier

Direction: Input/Output
Type: String

The identifier of the key to decrypt the PIN block containing the current PIN. The key identifier is an operational token or the key label of an operational token in key storage. The key algorithm of this key must be AES, the key type must be PINPROT, and the key usage fields must indicate DECRYPT, CBC, and DKPINOP.

If the token supplied was encrypted under the old master key, the token is returned encrypted under the current master key.

IEPB_MAC_key_identifier_length

Direction: Input
Type: Integer

Specifies the length in bytes of the **IEPB_MAC_key_identifier** parameter. If the **IEPB_MAC_key_identifier** contains a label, the length must be 64. Otherwise, the value must be at least the actual token length, up to 725.

IEPB_MAC_key_identifier

Direction: Input/Output
Type: String

The identifier of the key to verify MAC of the inbound encrypted PIN block. The key identifier is an operational token or the key label of an operational token in key storage. The key algorithm of this key must be AES, the key type must be MAC, and the key usage fields must indicate CMAC, VERIFY, and DKPINOP.

If the token supplied was encrypted under the old master key, the token is returned encrypted under the current master key.

OPIN_encryption_key_identifier_length

Direction: Input
Type: Integer

Specifies the length in bytes of the **OPIN_encryption_key_identifier** parameter. If the **OPIN_encryption_key_identifier** contains a label, the length must be 64. Otherwise, the value must be at least the actual token length, up to 725.

OPIN_encryption_key_identifier

Direction: Input/Output
Type: String

The identifier of the key to encrypt the new PIN block. The key identifier is an operational token or the key label of an operational token in key storage. The key algorithm of this key must be AES, the key type must be PINPROT, and the key usage fields must indicate ENCRYPT, CBC, and DKPINAD1.

If the token supplied was encrypted under the old master key, the token is returned encrypted under the current master key.

OEPB_MAC_key_identifier_length

Direction: Input
Type: Integer

Specifies the length in bytes of the **OEPB_MAC_key_identifier** parameter. If the **OEPB_MAC_key_identifier** contains a label, the length must be 64. Otherwise, the value must be at least the actual token length, up to 725.

OEPB_MAC_key_identifier

Direction: Input/Output
Type: String

The identifier of the key to generate the MAC of the new encrypted PIN block. The key identifier is an operational token or the key label of an operational token in key storage. The key algorithm of this key must be AES, the key type must be MAC, and the key usage fields must indicate CMAC, GENONLY, and DKPINAD1.

If the token supplied was encrypted under the old master key, the token is returned encrypted under the current master key.

new_encrypted_PIN_block_length

Direction: Input/Output
Type: Integer

Specifies the length in bytes of the **new_encrypted_PIN_block** parameter. The value must be at least 32. On output, it is set to 32.

new_encrypted_PIN_block

Direction: Output
Type: String

The 32-byte encrypted new PIN block.

new_PIN_block_MAC_length

Direction: Input/Output
Type: Integer

Specifies the length in bytes of the **new_PIN_block_MAC** parameter. The value must be at least 8.

new_PIN_block_MAC

Direction: Output
Type: String

The 8-byte MAC of the new encrypted PIN block.

Restrictions

The restrictions for CSNBDPT.

Beginning with Release 5.4 and Release 6.2, this verb supports triple-length TDES keys. For a list of supported triple-length TDES key types beginning with Release 5.4 and Release 6.2, see [Table 10 on page 67](#).

Required commands

The required commands for CSNBDPT.

The DK PAN Translate verb requires the **DK PAN Translate** command (offset X'02C7') to be enabled in the active role.

Usage notes

The usage notes for CSNBDPT.

None.

JNI version

This verb has a Java Native Interface (JNI) version, which is named CSNBDPTJ.

See [“Building Java applications using the CCA JNI” on page 23](#).

Format

```
public native void CSNBDPTJ(
    hikmNativeNumber    return_code,
    hikmNativeNumber    reason_code,
    hikmNativeNumber    exit_data_length,
    byte[]              exit_data,
    hikmNativeNumber    rule_array_count,
    byte[]              rule_array,
    hikmNativeNumber    card_p_data_length,
    byte[]              card_p_data,
    hikmNativeNumber    card_t_data_length,
    byte[]              card_t_data,
    hikmNativeNumber    new_PAN_data_length,
    byte[]              new_PAN_data,
    hikmNativeNumber    new_card_p_data_length,
    byte[]              new_card_p_data,
    hikmNativeNumber    PIN_reference_value_length,
    byte[]              PIN_reference_value,
    hikmNativeNumber    PRW_random_number_length,
    byte[]              PRW_random_number,
    hikmNativeNumber    current_encrypted_PIN_block_length,
    byte[]              current_encrypted_PIN_block,
    hikmNativeNumber    current_PIN_block_MAC_length,
    byte[]              current_PIN_block_MAC,
    hikmNativeNumber    PRW_MAC_key_identifier_length,
    byte[]              PRW_MAC_key_identifier,
    hikmNativeNumber    IPIN_encryption_key_identifier_length,
    byte[]              IPIN_encryption_key_identifier,
    hikmNativeNumber    IEPB_MAC_key_identifier_length,
    byte[]              IEPB_MAC_key_identifier,
    hikmNativeNumber    OPIN_encryption_key_identifier_length,
    byte[]              OPIN_encryption_key_identifier,
    hikmNativeNumber    OEPB_MAC_key_identifier_length,
    byte[]              OEPB_MAC_key_identifier,
    hikmNativeNumber    new_encrypted_PIN_block_length,
```

DK PIN Change (CSNBDC)

```
byte[]          new_encrypted_PIN_block,  
hikmNativeNumber new_PIN_block_MAC_length,  
byte[]          new_PIN_block_MAC);
```

DK PIN Change (CSNBDC)

Use the DK PIN Change verb to update the personal identification number (PIN) reference value or word (PRW) for a specified account when a cardholder uses a bank or credit card at an ATM or point-of-sale (POS) terminal to update a card with a new PIN, in other words, to change the current PIN to a customer-selected PIN.

When cardholders use a terminal to update a card with a new PIN, they enter the current PIN and the new PIN. At the terminal, the current PIN is formatted into an ISO-0, ISO-1, ISO-2, ISO-3 or, beginning with Release 5.4, ISO-4 PIN-block and enciphered using a PIN encrypting key for the current PIN. Likewise, the new PIN is formatted into an ISO-0, ISO-1, ISO-2, ISO-3 or, beginning with Release 5.4, ISO-4 PINblock and enciphered using a PIN encrypting key for the new PIN.

The account of a cardholder is uniquely identified by a 10 - 19 digit primary account number (PAN) of the bank or credit card. Additional information normally available on the card is a time-sensitive card expiry date and a time-invariant (permanent) card sequence number. The verb verifies the current PIN by deciphering the current ISO-1 PIN block and uses the recovered PIN and other additional information to verify the current PIN. If the current PIN does not verify, the process is aborted and an error is returned. If it does verify, the new PIN is recovered from the new ISO-1 PIN block and is reformatted into a DK-defined PIN block that is used with a new PRW random value and other information to calculate a new PRW. The new PRW and associated new PRW random value are returned to be used as input later by other PIN processes for PIN verification.

A card script can be created and encrypted for use later to update a customer smart (chip) card. To create a TDES-encrypted card script, specify either the TDES-CBC or TDES-ECB script selection keyword in the rule array. Beginning with Release 4.4, to create an AES-encrypted card script, specify AES-CBC.

If validation of the PIN is desired to personalize a smart card, specify the EPB PIN block output selection rule-array keyword. This keyword causes an output encrypted PIN block to be returned along with a PIN block MAC. The MAC is calculated over the output PIN block and additional card data using the block cipher-based MAC algorithm, called CMAC (refer to *NIST SP 800-38B*).

Notes:

1. If the PIN recovered from the **new_IS01_PIN_block** variable is found in the weak PIN table, it is rejected and an error is returned indicating that the selected PIN was in the weak PIN table.
2. This verb supports PCI-HSM 2016 compliant-tagged key tokens.

Format

The format of CSNBDPC.

```
CSNBDPC(
    return_code,
    reason_code,
    exit_data_length,
    exit_data,
    rule_array_count,
    rule_array,
    PAN_data_length,
    PAN_data,
    card_p_data_length,
    card_p_data,
    card_t_data_length,
    card_t_data,
    cur_ISO_PIN_block_length,
    cur_ISO_PIN_block,
    new_ISO_PIN_block_length,
    new_ISO_PIN_block,
    card_script_data_length,
    card_script_data,
    script_offset,
    script_offset_field_length,
    script_initialization_vector_length,
    script_initialization_vector,
    output_PIN_profile,
    PIN_reference_value_length,
    PIN_reference_value,
    PRW_random_number_length,
    PRW_random_number,
    PRW_key_identifier_length,
    PRW_key_identifier,
    cur_IPIN_encryption_key_identifier_length,
    cur_IPIN_encryption_key_identifier,
    new_IPIN_encryption_key_identifier_length,
    new_IPIN_encryption_key_identifier,
    script_key_identifier_length,
    script_key_identifier,
    script_MAC_key_identifier_length,
    script_MAC_key_identifier,
    new_PRW_key_identifier_length,
    new_PRW_key_identifier,
    OPIN_encryption_key_identifier_length,
    OPIN_encryption_key_identifier,
    OEPB_MAC_key_identifier_length,
    OEPB_MAC_key_identifier,
    script_length,
    script,
    script_MAC_length,
    script_MAC,
    new_PIN_reference_value_length,
    new_PIN_reference_value,
    new_PRW_random_number_length,
    new_PRW_random_number,
    output_encrypted_PIN_block_length,
    output_encrypted_PIN_block,
    PIN_block_MAC_length,
    PIN_block_MAC)
```

Parameters

The parameters for CSNBDPC.

For the definitions of the *return_code*, *reason_code*, *exit_data_length*, and *exit_data* parameters, see [“Parameters common to all verbs” on page 18](#).

rule_array_count

Direction: Input
Type: Integer

DK PIN Change (CSNBDPC)

A pointer to an integer variable containing the number of elements in the **rule_array** variable. The value must be 0, 1, 2, 3, 4, or 5.

rule_array

Direction: Input

Type: String array

Keywords that provide control information to the verb. The keywords must be in contiguous storage with each of the keywords left-justified in its own 8-byte location and padded on the right with blanks. The **rule_array** keywords are described in [Table 208 on page 710](#).

<i>Table 208. Keywords for DK PIN Change control information</i>	
Keyword	Description
<i>PIN Block output selection keyword</i> (One, optional)	
EPB	Return an encrypted PIN block and a MAC to verify the encrypted PIN block.
NOEPB	Do not return an encrypted PIN block (EPB). This is the default value.
<i>PIN-block format</i> (One, optional). Release 5.4 or later.	
ISO-1	Specifies that the encrypted PIN-block identified by both of the cur_ISO_encrypted_PIN_block and new_ISO_encrypted_PIN_block parameters are in the ISO-1 format. This is the default.
ISO-4	Specifies that the encrypted PIN-block identified by both of the cur_ISO_encrypted_PIN_block and new_ISO_encrypted_PIN_block parameters are in the ISO-4 format.
<i>Script selection algorithm and method</i> (One, optional)	
AES-CBC	Use CBC mode to AES encrypt the PIN block in the script. Beginning with Release 5.6, valid with ISO-4. If SCR2020 is specified, AES-CBC specifies to AES encrypt the PIN block plus additional data in the script.
NOSCRYPT	Do not return an encrypted SMPIN message with a MAC. This is the default value.
TDES-CBC	Use CBC mode to TDES encrypt the PIN block in the script. Beginning with Release 5.6, valid with ISO-4. If SCR2020 is specified, TDES-CBC specifies to encrypt the PIN block plus additional data in the script with TDES CBC.
TDES-ECB	Use ECB mode to TDES encrypt the PIN block in the script. Beginning with Release 5.6, valid with ISO-4. If SCR2020 is specified, TDES-EBC specifies to encrypt the PIN block plus additional data in the script with TDES EBC.
<i>PIN encryption keyword</i> (One, optional) Only valid if TDES-CBC or TDES-ECB is selected.	
CLEARPIN	Do not encrypt the PIN prior to inserting in the script block. This is the default value.
SELF-ENC	Copy the PIN-block self-encrypted to the clear PIN block within the clear output message. Use this rule array keyword to specify that the 8-byte PIN block shall be used as a DES key to encrypt the PIN block. The service copies the self-encrypted PIN block to the clear PIN block in the output message.
<i>MAC Ciphering Method</i> (One required for AES-CBC, one optional for TDES-CBC or TDES-ECB, otherwise not allowed.)	

<i>Table 208. Keywords for DK PIN Change control information (continued)</i>	
Keyword	Description
CMAC	Specifies to use the cipher-based MAC algorithm block cipher mode of operation for authentication, recommended in NIST SP 800-38B. Required for AES-CBC. Only valid with AES-CBC.
EMVMACD	Specifies the EMV-related message-padding and calculation method.
TDES-MAC	Specifies the ANS X9.9 Option 1 (binary data) procedure and a CBC Triple-DES encryption of the data.
X9.190PT	Specifies the ANS X9.19 Optional Procedure. A double-length key is required. This is the default value.
MAC Length and presentation (one optional, with keyword AES-CBC, TDES-CBC or TDES-ECB, otherwise not allowed.)	
MACLEN8	Specifies an 8-byte MAC. This is the default for TDES-CBC and TDES-ECB.
MACLEN16	Specifies a 16-byte MAC. Only valid with CMAC. This is the default for AES-CBC.
Script process (one optional for AES-CBC, TDES-CBC or TDES-ECB, otherwise not allowed).	
SCR2013	Specifies to use script processing rules introduced with the service in 2013. This is the default.
SCR2020	Specifies to use script processing rules introduced with the service in 2020. The new process encrypts only the new PIN block and some additional data in the card_script_data parameter, rather than encrypting the entire field, and returns only the encrypted portion of the card_script_data parameter as the output.

PAN_data_length**Direction:** Input**Type:** Integer

Specifies the length in bytes of the **PAN_data** parameter. The value must be in the range 10 - 19.

PAN_data**Direction:** Input**Type:** String

The PAN data to which the PIN is associated. The full account number, including check digit, should be included.

card_p_data_length**Direction:** Input**Type:** Integer

Specifies the length in bytes of the **card_p_data** parameter. The value must be in the range 2 - 256.

card_p_data**Direction:** Input**Type:** String

The time-invariant card data (CDp), determined by the card issuer, which is used to differentiate between multiple cards for one account.

card_t_data_length

Direction: Input
Type: Integer

Specifies the length in bytes of the **card_t_data** parameter. The value must be in the range 2 - 256.

card_t_data

Direction: Input
Type: String

The time-sensitive card data, determined by the card issuer, which, together with the account number and the **card_p_data**, specifies an individual card.

cur_ISO_PIN_block_length

Direction: Input
Type: Integer

Specifies the length in bytes of the **cur_ISO_PIN_block** parameter. The value must be 8 for ISO-1 or 16 for ISO-4.

cur_ISO_PIN_block

Direction: Input
Type: String

The encrypted PIN block in ISO-1 or ISO-4 PIN-block format for the current customer-chosen PIN.

new_ISO_PIN_block_length

Direction: Input
Type: Integer

Specifies the length in bytes of the **new_ISO_PIN_block** parameter. The value must be 8 for ISO-1 or 16 for ISO-4.

new_ISO_PIN_block

Direction: Input
Type: String

The new encrypted PIN block in ISO-1 or ISO-4 format for the new customer-chosen PIN.

card_script_data_length

Direction: Input
Type: Integer

A pointer to an integer variable containing the number of bytes of data in the **card_script_data** variable. If the script selection of the rule array specifies to not return an encrypted SMPIN message with a PIN block MAC (that is, AES-CBC, TDES-CBC, or TDES-ECB is not specified), the value must be 0. Otherwise, set the value to a multiple of 16 and less than or equal to 4096 for AES_CBC, and set the value to a multiple of 8 and less than or equal to 4096 for TDES-CBC or TDES-ECB.

card_script_data

Direction: Input
Type: String

The cleartext string to be updated with the clear PIN block and encrypted.

script_offset

Direction: Input
Type: Integer

The offset to the location for the PIN block in the script. Specify the first byte of the cleartext as offset 0. This offset plus the value of the **script_offset_field_length** must be less than or equal to the **card_script_data_length**. If NOSCRIPT is specified in the rule array, this parameter is ignored.

script_offset_field_length

Direction: Input
Type: Integer

The length of the field within the **card_script_data** parameter at **script_offset** where the new PIN value is to be placed. Length must be 8. The PIN block must fit entirely within the **card_script_data**. If NOSCRIPT is specified in the rule array, this parameter is ignored.

script_initialization_vector_length

Direction: Input
Type: Integer

A pointer to an integer variable containing the number of bytes of data in the **script_initialization_vector** parameter. For script selection algorithm and method keyword AES-CBC the value must be 16, and for TDES-CBC the value must be 8. Otherwise, set the value to 0.

script_initialization_vector

Direction: Input
Type: String

a pointer to a string variable containing the initialization vector to use when encrypting the script in CBC mode. If the **script_initialization_vector_length** variable is 0 or if keyword TDES-ECB is specified, this parameter is ignored but must be declared. Otherwise, this parameter must point to a string of hexadecimal zeros.

output_PIN_profile

Direction: Input
Type: String

A 24-byte string containing the PIN profile, including the PIN block format for the script. See [“The PIN profile”](#) on page 554 for additional information. You can use PIN-block formats ISO-0, ISO-1, ISO-2, ISO-3, and beginning with Release 5.4, ISO-4 with this service. If NOSCRIPT is specified in the rule array, this parameter is ignored.

PIN_reference_value_length

Direction: Input
Type: Integer

Specifies the length in bytes of the **PIN_reference_value** parameter. This value must be 16.

PIN_reference_value

Direction: Input

Type: String

The 16-byte PIN reference value of the current PIN for comparison to the calculated value.

PRW_random_number_length

Direction: Input

Type: Integer

Specifies the length in bytes of the **PRW_random_number** parameter. The value must be 4.

PRW_random_number

Direction: Input

Type: String

The 4-byte random number associated with the PIN reference value of the current PIN.

PRW_key_identifier_length

Direction: Input

Type: Integer

Specifies the length in bytes of the **PRW_key_identifier** parameter. If the **PRW_key_identifier** contains a label, the length must be 64. Otherwise, the value must be at least the actual token length, up to 725.

PRW_key_identifier

Direction: Input

Type: String

The identifier of the key to verify the PRW of the current PIN block. The key identifier is an operational token or the key label of an operational token in key storage. The key algorithm of this key must be AES, the key type must be PINPRW, and the key usage fields must indicate VERIFY, CMAC, and DKPINOP.

If the token supplied was encrypted under the old master key, the token is returned encrypted under the current master key.

cur_IPIN_encryption_key_identifier_length

Direction: Input

Type: Integer

Specifies the length in bytes of the **cur_IPIN_encryption_key_identifier** parameter. Set the value to 64 for an ISO-1 PIN-block, or a maximum of 3500 for an ISO-4 PIN-block. A key label must be at least 64 bytes, and only the first 64 bytes of a key label are used.

cur_IPIN_encryption_key_identifier

Direction: Input/Output

Type: String

A pointer to a string variable containing an operational fixed-length DES key-token or the key label of such a record in DES key-storage or an operational variable-length AES key-token or the key label of such a record in AES key-storage. The key token contains the current inbound PIN encryption key used to recover the PIN from the encrypted PIN block identified by the **cur_ISO_PIN_block** parameter.

If ISO-1 is requested, the Triple-DES key must have a key type of IPINENC. In addition, the control vector must enable the verification of an encrypted PIN (EPINVER, CV bit 19 = B'1').

Beginning with Release 5.4, if ISO-4 is requested, the key token must have a token algorithm of AES and a key type of PINPROT. In addition, the key usage fields must have the encryption operation set so that the key can be used for decryption but not encryption (DECRYPT). The encryption mode must be Cipher Block Chaining (CBC), the common control usage must be set to no field format specification (NOFLDFMT), the PIN-block format usage must be set to allow ISO-4, and the inbound function usage must allow verifying an encrypted PIN (EPINVER).

new_IPIN_encryption_key_identifier_length

Direction: Input

Type: Integer

Specifies the length in bytes of the **new_IPIN_encryption_key_identifier** parameter. Set the value to 64 for an ISO-1 PIN-block, or a maximum of 3500 for an ISO-4 PIN-block. A key label must be at least 64 bytes, and only the first 64 bytes of a key label are used.

new_IPIN_encryption_key_identifier

Direction: Input/Output

Type: String

A pointer to a string variable containing an operational fixed-length Triple-DES key-token or the key label of such a record in DES key-storage or, beginning with Release 5.4, a variable-length AES key-token or the key label of such a record in AES key-storage. The key token contains the new inbound PIN encryption key used to recover the PIN from the encrypted PIN-block identified by the **new_ISO_PIN_block** parameter and verify the recovered value.

If the encrypted PIN-block is in ISO-1 format, the Triple-DES key-token must have a key type of IPINENC. In addition, the control vector must enable translation of an encrypted PIN (TRANSLAT, CV bit 21 = B'1').

Note: To use the same key token for the current and the new IPIN encryption key, the control vector must have CV bit 19 = B'1' and CV bit 21 = B'1'. An IPINENC key has these bits on by default in the control vector.

Beginning with Release 5.4, if the encrypted PIN-block is in ISO-4 format, the key token must have a token algorithm of AES and a key type of PINPROT. In addition, the key usage fields must have the encryption operation set so that the key can be used for decryption but not encryption (DECRYPT), the encryption mode must be Cipher Block Chaining (CBC), the common control usage set to no field format specification (NOFLDFMT), and the inbound function usage must allow translation (PINXLATE). To use the same key token for the current and the new IPIN encryption key, the inbound function usage must allow encrypted PIN verification (EPINVER) and the common control usage must be set to no field format specification (NOFLDFMT).

script_key_identifier_length

Direction: Input

Type: Integer

A pointer to an integer variable containing the number of bytes of data in the **script_key_identifier** variable. If the **script_key_identifier** parameter identifies a key label, the length must be 64. Otherwise, for script selection algorithm and method keyword NOSCRIPT or its default, set the length to 0 or the length of a null key token, for AES-CBC set a maximum length of 725, and for TDES-CBC or TDES-ECB set the length to 64.

script_key_identifier

Direction: Input/Output

Type: String

A pointer to a string variable containing an operational fixed-length DES key-token or the key label of such a record in DES key-storage. Beginning with Release 4.4, it can be a pointer to a string variable containing an operational variable-length AES key-token or the key label of such a record in AES key-storage. The type of key depends on the script selection algorithm and method of the rule array:

- If AES-CBC is specified to return an AES-enciphered SMPIN message with a PIN block MAC, the key must be contained in a variable-length symmetric key-token. The key must have a token algorithm of AES and a key type of SECMSG. In addition, the key usage fields must enable the encryption of PINs in an EMV secure message (SMPIN), and must allow the key to be used by the CSNBDPC verb (ANY-USE or DPC-ONLY).
- If TDES-ECB or TDES-CBC is specified to return a DES-enciphered SMPIN message with a PIN block MAC, the key must be contained in a fixed-length DES key token and have a key type of SECMSG. In addition, the control vector must enable the encryption of PINs (SMPIN bit 19 = B'1').
- If NOSCRIPT or its default is specified to not return an enciphered SMPIN message with a PIN block MAC, the **script_key_identifier_length** variable should be set to 0. If the length is greater than 0, this parameter must identify a valid DES or, beginning with release 4.4, a valid AES key-token that is otherwise ignored.

script_MAC_key_identifier_length

Direction: Input

Type: Integer

The `script_MAC_key_identifier_length` parameter is a pointer to an integer variable containing the number of bytes of data in the **script_MAC_key_identifier** variable. If the **script_MAC_key_identifier** parameter identifies a key label, the length must be 64. Otherwise, for script selection algorithm and method keyword NOSCRIPT or its default, set the value to 0 or the length of a null key token, for AES-CBC set a maximum length of 725, and for TDES-CBC or TDES-ECB set the length to 64.

script_MAC_key_identifier

Direction: Input/Output

Type: String

A pointer to a string variable containing an operational fixed-length DES key-token or the key label of such a record in DES key-storage. Beginning with Release 4.4, it can be a pointer to a string variable containing an operational variable-length AES key-token or the key label of such a record in AES key-storage. The type of key depends on the script selection algorithm and method of the rule array:

- If AES-CBC is specified to return an AES-enciphered SMPIN message with a PIN block MAC, the key must be contained in a variable-length symmetric key-token. The key must have a token algorithm of AES and a key type of MAC. In addition, the key usage fields must have the MAC operation set so that the key can be used for generate (GENERATE or GENONLY), and the MAC mode must be CMAC.
- If TDES-ECB or TDES-CBC is specified to return a DES-enciphered SMPIN message with a PIN block MAC, the key must be double length and have a key type of MAC (generate is allowed). In addition, the control vector must have a subtype of ANY-MAC (bits 0-3 = B'0000').
- If NOSCRIPT or its default is specified to not return an enciphered SMPIN message with a PIN block MAC, the **script_key_identifier_length** variable should be set to 0. If the length is greater than 0, this parameter must identify a valid DES or, beginning with Release 4.4, a valid AES key-token that is otherwise ignored.

new_PRW_key_identifier_length

Direction: Input

Type: Integer

Specifies the length in bytes of the **new_PRW_key_identifier** parameter. If the **new_PRW_key_identifier** contains a label, the length must be 64. Otherwise, the value must be at least the actual token length, up to 725.

new_PRW_key_identifier

Direction: Input/Output
Type: String

The identifier of the key to verify the new PRW. The key identifier is an operational token or the key label of an operational token in key storage. The key algorithm of this key must be AES, the key type must be PINPRW, and the key usage fields must indicate GENONLY, CMAC, and DKPINOP.

If the token supplied was encrypted under the old master key, the token is returned encrypted under the current master key.

OPIN_encryption_key_identifier_length

Direction: Input
Type: Integer

Specifies the length in bytes of the **OPIN_encryption_key_identifier** parameter. If the rule array indicates that no encrypted PIN block is to be returned, this value must be 0. If the **OPIN_encryption_key_identifier** contains a label, the length must be 64. Otherwise, the value must be at least the actual token length, up to 725.

OPIN_encryption_key_identifier

Direction: Input/Output
Type: String

The identifier of the key to encrypt the new PIN block. The key identifier is an operational token or the key label of an operational token in key storage. If the **OPIN_encryption_key_identifier_length** is 0, this parameter is ignored. The key algorithm of this key must be AES, the key type must be PINPROT, and the key usage fields must indicate ENCRYPT, CBC, and DKPINOP.

If the token supplied was encrypted under the old master key, the token is returned encrypted under the current master key.

OEPB_MAC_key_identifier_length

Direction: Input
Type: Integer

Specifies the length in bytes of the **OEPB_MAC_key_identifier** parameter. If the rule array indicates that no encrypted PIN block is to be returned, this value must be 0. If the **OEPB_MAC_key_identifier** contains a label, the length must be 64. Otherwise, the value must be at least the actual token length, up to 725.

OEPB_MAC_key_identifier

Direction: Input/Output
Type: String

The identifier of the key to generate the MAC of new PIN block. The key identifier is an operational token or the key label of an operational token in key storage. If the **OEPB_MAC_key_identifier_length** is 0, this parameter is ignored. The key algorithm of this key must be AES, the key type must be MAC, and the key usage fields must indicate CMAC, GENONLY, and DKPINOP.

DK PIN Change (CSNBDPC)

If the token supplied was encrypted under the old master key, the token is returned encrypted under the current master key.

script_length

Direction: Input/Output
Type: Integer

A pointer to an integer variable containing the number of bytes of data in the **script** variable. The value must be 0 if the script selection algorithm and method of the rule array specifies NOSCRIPT or its default. Otherwise, the value must be at least as long as the **card_script_data_length**.

script

Direction: Output
Type: String

The encrypted output script. The length of the field must be at least as long as the input script.

script_MAC_length

Direction: Input/Output
Type: Integer

A pointer to an integer variable containing the number of bytes of data in the **script_MAC** variable. Set to 0 if script selection algorithm and method of the rule array specifies NOSCRIPT or its default. Otherwise, on input set the value to at least 8 for MAC length and presentation keyword MACLEN8, or at least 16 for MACLEN16. On output, the value is updated with the length of data returned in the **script_MAC** variable.

script_MAC

Direction: Output
Type: String

A pointer to a string variable containing the MAC calculated on the script returned in the **script** variable. The value is left-aligned in the variable and is truncated on the right as needed to the length specified by the MAC length and presentation keyword.

new_PIN_reference_value_length

Direction: Input/Output
Type: Integer

Specifies the length in bytes of the **new_PIN_reference_value** parameter. The value must be at least 16. On output, it is set to 16.

new_PIN_reference_value

Direction: Output
Type: String

The 16-byte new PIN reference value of the new PIN block.

new_PRW_random_number_length

Direction: Input/Output
Type: Integer

Specifies the length in bytes of the **new_PRW_random_number** parameter. The value must be at least 4. On output, it is set to 4.

new_PRW_random_number

Direction: Output

Type: String

The 4-byte random number associated with the new PIN reference value.

output_encrypted_PIN_block_length

Direction: Input/Output

Type: Integer

Specifies the length in bytes of the **output_encrypted_PIN_block** parameter. If the rule array indicates that no encrypted PIN block should be returned, this value must be 0. Otherwise, it should be at least 32. On output it is set to 32.

output_encrypted_PIN_block

Direction: Output

Type: String

The 32-byte encrypted new PIN block. If the **output_encrypted_PIN_block_length** is 0, this parameter is ignored.

PIN_block_MAC_length

Direction: Input/Output

Type: Integer

Specifies the length in bytes of the **PIN_block_MAC** parameter. If the rule_array indicates that no PIN block MAC should be returned, this value must be 0. Otherwise, it must be at least 8.

PIN_block_MAC

Direction: Output

Type: String

The 8-byte MAC of the new encrypted PIN block. If the PIN_block_MAC_length is 0, this parameter is ignored.

Restrictions

The restrictions for CSNBDPC.

The following rule array keywords are not supported in releases before Release 4.4:

- Script selection algorithm and method keyword AES-CBC
- MAC ciphering method keyword CMAC
- MAC length and presentation keyword MACLEN16
- PINs contained in encrypted ISO-4 PIN blocks are not supported in releases before Release 5.4.
- Support for three-key Triple-DES keys is not available in releases before Release 5.4 and Release 6.2. Beginning with Release 5.4 and Release 6.2, this verb supports triple-length DES keys. For a list of supported three-key Triple-DES key types beginning with Release 5.4 and Release 6.2, see [Table 10 on page 67](#).
- The following rule array keywords are not supported in releases before Release 5.6:
 - Script process keyword SCR2013

– Script process keyword SCR2020

Required commands

The required commands for CSNBDCP.

The DK PIN Change verb requires the **DK PIN Change** command (offset X'02C2') to be enabled in the active role.

Usage notes

The usage notes for CSNBDCP.

None.

JNI version

This verb has a Java Native Interface (JNI) version, which is named CSNBDCPJ.

See [“Building Java applications using the CCA JNI”](#) on page 23.

Format

```
public native void CSNBDCPJ(
    hikmNativeNumber    return_code,
    hikmNativeNumber    reason_code,
    hikmNativeNumber    exit_data_length,
    byte[]              exit_data,
    hikmNativeNumber    rule_array_count,
    byte[]              rule_array,
    hikmNativeNumber    PAN_data_length,
    byte[]              PAN_data,
    hikmNativeNumber    card_p_data_length,
    byte[]              card_p_data,
    hikmNativeNumber    card_t_data_length,
    byte[]              card_t_data,
    hikmNativeNumber    cur_ISO_PIN_block_length,
    byte[]              cur_ISO_PIN_block,
    hikmNativeNumber    new_ISO_PIN_block_length,
    byte[]              new_ISO_PIN_block,
    hikmNativeNumber    card_script_data_length,
    byte[]              card_script_data,
    hikmNativeNumber    script_offset,
    hikmNativeNumber    script_offset_field_length,
    hikmNativeNumber    script_initialization_vector_length,
    byte[]              script_initialization_vector,
    byte[]              output_PIN_profile,
    hikmNativeNumber    PIN_reference_value_length,
    byte[]              PIN_reference_value,
    hikmNativeNumber    PRW_random_number_length,
    byte[]              PRW_random_number,
    hikmNativeNumber    PRW_key_identifier_length,
    byte[]              PRW_key_identifier,
    hikmNativeNumber    current_IPIN_encryption_key_identifier_length,
    byte[]              current_IPIN_encryption_key_identifier,
    hikmNativeNumber    new_IPIN_encryption_key_identifier_length,
    byte[]              new_IPIN_encryption_key_identifier,
    hikmNativeNumber    script_key_identifier_length,
    byte[]              script_key_identifier,
    hikmNativeNumber    script_MAC_key_identifier_length,
    byte[]              script_MAC_key_identifier,
    hikmNativeNumber    new_PRW_key_identifier_length,
    byte[]              new_PRW_key_identifier,
    hikmNativeNumber    OPIN_encryption_key_identifier_length,
    byte[]              OPIN_encryption_key_identifier,
    hikmNativeNumber    OEPB_MAC_key_identifier_length,
    byte[]              OEPB_MAC_key_identifier,
    hikmNativeNumber    script_length,
    byte[]              script,
    hikmNativeNumber    script_MAC_length,
    byte[]              script_MAC,
    hikmNativeNumber    new_PIN_reference_value_length,
    byte[]              new_PIN_reference_value,
    hikmNativeNumber    new_PRW_random_number_length,
```

```

byte[]          new_PRW_random_number,
hikmNativeNumber output_encrypted_PIN_block_length,
byte[]          output_encrypted_PIN_block,
hikmNativeNumber PIN_block_MAC_length,
byte[]          PIN_block_MAC);

```

DK PIN Verify (CSNBDPV)

Use the DK PIN Verify verb to verify an ISO-1 or, beginning with Release 5.4, an ISO-4 format PIN, in a transaction. The account, the card data, and the PRW are used to verify the PIN.

The input PIN is converted to PBF-0 format. A test PIN reference value (PRW) is created and that value is compared bit by bit to the input PRW.

Note: This verb supports PCI-HSM 2016 compliant-tagged key tokens.

Format

The format of CSNBDPV.

```

CSNBDPV(
    return_code,
    reason_code,
    exit_data_length,
    exit_data,
    rule_array_count,
    rule_array,
    PAN_data_length,
    PAN_data,
    card_data_length,
    card_data,
    PIN_reference_value_length,
    PIN_reference_value,
    PRW_random_number_length,
    PRW_random_number,
    ISO_encrypted_PIN_block_length,
    ISO_encrypted_PIN_block,
    PRW_key_identifier_length,
    PRW_key_identifier,
    IPIN_encryption_key_identifier_length,
    IPIN_encryption_key_identifier)

```

Parameters

The parameters for CSNBDPV.

For the definitions of the *return_code*, *reason_code*, *exit_data_length*, and *exit_data* parameters, see [“Parameters common to all verbs”](#) on page 18.

rule_array_count

Direction: Input

Type: Integer

A pointer to an integer variable containing the number of elements in the **rule_array** variable. This value must be 0.

rule_array

Direction: Input

Type: String array

A pointer to a string variable containing an array of keywords that control the processing of the verb. Each element in the array must contain a valid keyword that is left-aligned and padded on the right as needed with space characters. The keyword must be in eight bytes of contiguous storage, left-aligned,

and padded on the right with blanks. The *rule_array* keywords are described in [Table 209](#) on [page 722](#)

<i>Table 209. Keywords for DK PIN Verify control information</i>	
Keyword	Description
PIN-block format (One, optional)	
ISO-1	Specifies that the PIN block identified by the ISO_encrypted_PIN_block parameter is in the ISO-1 format. This is the default.
ISO-4	Specifies that the PIN block identified by the ISO_encrypted_PIN_block parameter is in the ISO-4 format.

PAN_data_length

Direction: Input
Type: Integer

Specifies the length in bytes of the **PAN_data** parameter. The value must be in the range 10 - 19.

PAN_data

Direction: Input
Type: String

The PAN data which the PIN is associated. The full account number, including check digit, should be included.

card_data_length

Direction: Input
Type: Integer

Specifies the length in bytes of the **card_data** parameter. The value must be in the range 4 - 512.

card_data

Direction: Input
Type: String

The time-invariant card data (CDp) and the time-sensitive card data (CDt) which, together with the account number, specifies an individual card.

PIN_reference_value_length

Direction: Input
Type: Integer

Specifies the length in bytes of the **PIN_reference_value** parameter. This value must be 16.

PIN_reference_value

Direction: Input
Type: String

The 16-byte PIN reference value for comparison to the calculated value.

PRW_random_number_length

Direction: Input

Type: Integer

Specifies the length in bytes of the **PRW_random_number** parameter. The value must be 4.

PRW_random_number

Direction: Input

Type: String

The 4-byte random number associated with the PIN reference value.

ISO_encrypted_PIN_block_length

Direction: Input

Type: Integer

Specifies the length of data in bytes in the **ISO_encrypted_PIN_block** parameter. The value must be 8 for ISO-1 or 16 for ISO-4.

ISO_encrypted_PIN_block

Direction: Input

Type: String

A pointer to a string variable containing the encrypted PIN block in ISO-1 or ISO-4 format from which to extract the PIN.

PRW_key_identifier_length

Direction: Input

Type: Integer

Specifies the length in bytes of the **PRW_key_identifier** parameter. If the **PRW_key_identifier** contains a label, the length must be 64. Otherwise, the value must be at least the actual token length, up to 725.

PRW_key_identifier

Direction: Input/Output

Type: String

The identifier of the key to verify the PIN reference value. The key identifier is an operational token or the key label of an operational token in key storage. The key algorithm of this key must be AES, the key type must be PINPRW, and the key usage fields must indicate VERIFY, CMAC, and DKPINOP.

If the token supplied was encrypted under the old master key, the token is be returned encrypted under the current master key.

IPIN_encryption_key_identifier_length

Direction: Input

Type: Integer

Specifies the length in bytes of the **IPIN_encryption_key_identifier** parameter. Set the value to 64 for an ISO-1 PIN-block, or a maximum of 3500 for an ISO-4 PIN-block. A key label must be at least 64 bytes, and only the first 64 bytes of a key label are used.

IPIN_encryption_key_identifier

Direction: Input/Output

Type: String

A pointer to a string variable containing an operational fixed-length Triple-DES key-token or the key label of such a record in DES key-storage or, beginning with Release 5.4, an operational variable-length AES key-token or the key label of such a record in AES key-storage. The key token contains the inbound PIN encryption key used to recover the PIN from the ISO encrypted PIN block.

If the PIN block is in ISO-1 format, the key token must have a key type of IPINENC. In addition, the control vector must enable the verification of an encrypted PIN (EPINVER, CV bit 19 = B'1').

If the PIN block is in ISO-4 format, the key token must have a token algorithm of AES and a key type of PINPROT. In addition, the key usage fields must have the encryption operation set so that the key can be used for decryption but not encryption (DECRYPT), the encryption mode must be Cipher Block Chaining (CBC), the common control usage set to no field format specification (NOFLDFMT), and the inbound function usage set so that the key can be used to verify an encrypted PIN (EPINVER).

Restrictions

The restrictions for CSNBDPV.

- PINs contained in encrypted ISO-4 PIN blocks are not supported in releases before Release 5.4.
- Support for three-key Triple-DES keys is not available in releases before Release 5.4 and Release 6.2. Beginning with Release 5.4 and Release 6.2, this verb supports triple-length DES keys. For a list of supported three-key Triple-DES key types beginning with Release 5.4 and Release 6.2, see [Table 10 on page 67](#).

Required commands

The required commands for CSNBDPV.

The DK PIN Verify verb requires the **DK PIN Verify** command (offset X'02C1') to be enabled in the active role.

Usage notes

The usage notes for CSNBDPV.

None.

JNI version

This verb has a Java Native Interface (JNI) version, which is named CSNBDPVJ.

See [“Building Java applications using the CCA JNI” on page 23](#).

Format

```
public native void CSNBDPVJ(
    hikmNativeNumber    return_code,
    hikmNativeNumber    reason_code,
    hikmNativeNumber    exit_data_length,
    byte[]               exit_data,
    hikmNativeNumber    rule_array_count,
    byte[]               rule_array,
    hikmNativeNumber    PAN_data_length,
    byte[]               PAN_data,
    hikmNativeNumber    card_data_length,
    byte[]               card_data,
    hikmNativeNumber    PIN_reference_value_length,
    byte[]               PIN_reference_value,
    hikmNativeNumber    PRW_random_number_length,
    byte[]               PRW_random_number,
    hikmNativeNumber    ISO_encrypted_PIN_block_length,
    byte[]               ISO_encrypted_PIN_block,
    hikmNativeNumber    PRW_key_identifier_length,
    byte[]               PRW_key_identifier,
```

```
hikmNativeNumber   IPIN_encryption_key_identifier_length,
byte[]             IPIN_encryption_key_identifier);
```

DK PRW Card Number Update (CSNBDPNU)

Use the DK PRW Card Number Update verb to generate a PIN reference value (PRW) when a replacement card is being issued. The original primary account number (PAN) and PIN are used with new time-sensitive card data to generate the new PRW.

You can use this service to perform the following tasks:

- Generate a PRW that can be used to verify the PIN.
- Optionally, generate an encrypted PIN block in PBF-1 format to be stored for later use in personalizing replacement cards.

Notes:

- This verb supports PCI-HSM 2016 compliant-tagged key tokens.
- This verb has been deprecated. New applications should use DK PRW Card Number Update2 instead of this verb. See [“DK PRW Card Number Update2 \(CSNBDCU2\)” on page 731](#).

Format

The format of CSNBDPNU.

```
CSNBDPNU (
    return_code,
    reason_code,
    exit_data_length,
    exit_data,
    rule_array_count,
    rule_array,
    card_p_data_length,
    card_p_data,
    card_t_data_length,
    card_t_data,
    encrypted_PIN_block_length,
    encrypted_PIN_block,
    PIN_block_MAC_length,
    PIN_block_MAC,
    PRW_key_identifier_length,
    PRW_key_identifier,
    IPIN_encryption_key_identifier_length,
    IPIN_encryption_key_identifier,
    IEPB_MAC_key_identifier_length,
    IEPB_MAC_key_identifier,
    OPIN_encryption_key_identifier_length,
    OPIN_encryption_key_identifier,
    OEPB_MAC_key_identifier_length,
    OEPB_MAC_key_identifier,
    PIN_reference_value_length,
    PIN_reference_value,
    PRW_random_number_length,
    PRW_random_number,
    new_encrypted_PIN_block_length,
    new_encrypted_PIN_block,
    new_PIN_block_MAC_length,
    new_PIN_block_MAC)
```

Parameters

The parameters for CSNBDPNU.

For the definitions of the *return_code*, *reason_code*, *exit_data_length*, and *exit_data* parameters, see [“Parameters common to all verbs” on page 18](#).

rule_array_count

Direction: Input

DK PRW Card Number Update (CSNBDPNU)

Type: Integer

A pointer to an integer variable containing the number of elements in the **rule_array** variable. This value must be 0 or 1.

rule_array

Direction: Input

Type: String array

Keywords that provide control information to the verb. The keywords are left-aligned in an 8-byte field and padded on the right with blanks. The keywords must be in contiguous storage. The **rule_array** keywords are described in [Table 210](#) on page 726.

Keyword	Description
<i>PIN Block output selection keyword</i> (One, optional)	
EPB	Return an encrypted PIN block (EPB).
NOEPB	Do not return an encrypted PIN block (EPB). This is the default.

card_p_data_length

Direction: Input

Type: Integer

Specifies the length in bytes of the **card_p_data** parameter. The value must be in the range 2 - 256.

card_p_data

Direction: Input

Type: String

The time-invariant card data (CDp), determined by the card issuer, which is used to differentiate between multiple cards for one account.

card_t_data_length

Direction: Input

Type: Integer

Specifies the length in bytes of the **card_t_data** parameter. The value must be in the range 2 - 256.

card_t_data

Direction: Input

Type: String

The time-sensitive card data, determined by the card issuer, which, together with the account number and the **card_p_data** parameter, specifies an individual card.

encrypted_PIN_block_length

Direction: Input

Type: Integer

Specifies the length in bytes of the **encrypted_PIN_block** parameter. The value must be 32.

encrypted_PIN_block

Direction: Input
Type: String

The 32-byte input encrypted PIN block in PBF-1 format.

PIN_block_MAC_length

Direction: Input
Type: Integer

Specifies the length in bytes of the **PIN_block_MAC** parameter. The value must be 8.

PIN_block_MAC

Direction: Input
Type: String

The 8-byte CMAC of the encrypted PIN block.

PRW_key_identifier_length

Direction: Input
Type: Integer

Specifies the length in bytes of the **PRW_key_identifier** parameter. If the **PRW_key_identifier** contains a label, the length must be 64. Otherwise, the value must be at least the actual token length, up to 725.

PRW_key_identifier

Direction: Input/Output
Type: String

The identifier of the PRW generating key. The key identifier is an operational token or the key label of an operational token in key storage. The key algorithm of this key must be AES, the key type must be PINPRW, the key usage fields must indicate GENONLY, CMAC, and DKPINOP.

If the token supplied was encrypted under the old master key, the token is returned encrypted under the current master key.

IPIN_encryption_key_identifier_length

Direction: Input
Type: Integer

Specifies the length in bytes of the **IPIN_encryption_key_identifier** parameter. If the **IPIN_encryption_key_identifier** contains a label, the length must be 64. Otherwise, the value must be at least the actual token length, up to 725.

IPIN_encryption_key_identifier

Direction: Input/Output
Type: String

The identifier of the key that encrypts the input PIN block. The key identifier is an operational token or the key label of an operational token in key storage. The key algorithm of this key must be AES, the key type must be PINPROT, and the key usage fields must indicate DECRYPT, CBC, and DKPINOP.

If the token supplied was encrypted under the old master key, the token is returned encrypted under the current master key.

IEPB_MAC_key_identifier_length

Direction: Input
Type: Integer

Specifies the length in bytes of the **IEPB_MAC_key_identifier** parameter. If the **IEPB_MAC_key_identifier** contains a label, the length must be 64. Otherwise, the value must be at least the actual token length, up to 725.

IEPB_MAC_key_identifier

Direction: Input
Type: String

The identifier of the CMAC verification key. The key identifier is an operational token or the key label of an operational token in key storage. The key algorithm of this key must be AES, the key type must be MAC, and the key usage fields must indicate CMAC, VERIFY, and DKPINOP.

If the token supplied was encrypted under the old master key, the token is returned encrypted under the current master key.

OPIN_encryption_key_identifier_length

Direction: Input
Type: Integer

Specifies the length in bytes of the **OPIN_encryption_key_identifier** parameter. If the **OPIN_encryption_key_identifier** contains a label, the length must be 64. Otherwise, the value must be at least the actual token length, up to 725.

OPIN_encryption_key_identifier

Direction: Input/Output
Type: String

The identifier of the key to wrap the new PIN block. The key identifier is an operational token or the key label of an operational token in key storage. If the rule array indicates that no encrypted PIN block is to be returned, this value is ignored. The key algorithm of this key must be AES, the key type must be PINPROT, and the key usage fields must indicate ENCRYPT, CBC, and DKPINOP.

If the token supplied was encrypted under the old master key, the token is returned encrypted under the current master key.

OEPB_MAC_key_identifier_length

Direction: Input
Type: Integer

Specifies the length in bytes of the **OEPB_MAC_key_identifier** parameter. If the rule array indicates that no encrypted PIN block MAC is to be returned, this value must be 0.

If the **OEPB_MAC_key_identifier** contains a label, the length must be 64. Otherwise, the value must be at least the actual token length, up to 725.

OEPB_MAC_key_identifier

Direction: Input/Output
Type: String

The identifier of the key to generate the CMAC of the new PRW. The key identifier is an operational token or the key label of an operational token in key storage. If the rule array indicates that no encrypted PIN block MAC is to be returned, this parameter is ignored. The key algorithm of this key must be AES, the key type must be MAC, and the key usage fields must indicate GENONLY, CMAC, and DKPINOP.

If the token supplied was encrypted under the old master key, the token is returned encrypted under the current master key.

PIN_reference_value_length

Direction: Input/Output

Type: Integer

Specifies the length in bytes of the **PIN_reference_value** parameter. This value must be 16. On output, it is set to 16.

PIN_reference_value

Direction: Output

Type: String

The calculated 16-byte PIN reference value.

PRW_random_number_length

Direction: Input/Output

Type: Integer

Specifies the length in bytes of the **PRW_random_number** parameter. The value must be 4. On output, it is set to 4.

PRW_random_number

Direction: Output

Type: String

The 4-byte random number associated with the PIN reference value.

new_encrypted_PIN_block_length

Direction: Input/Output

Type: Integer

Specifies the length in bytes of the **new_encrypted_PIN_block** parameter. If the rule array indicates that no new encrypted PIN block should be returned, this parameter must be zero. Otherwise, the parameter should be at least 32.

new_encrypted_PIN_block

Direction: Output

Type: String

The new 32-byte encrypted PIN block. If the rule array indicates that no new encrypted PIN block should be returned, this parameter is ignored.

new_PIN_block_MAC_length

Direction: Input/Output

Type: Integer

DK PRW Card Number Update (CSNBDPNU)

Specifies the length in bytes of the **new_PIN_block_MAC** parameter. If the `rule_array` indicates that no `new_PIN_block_MAC` should be returned, this value must be zero. Otherwise, it must be at least 8.

new_PIN_block_MAC

Direction: Output

Type: String

The new 8-byte encrypted MAC of the new PIN block. If the rule array indicates that no new encrypted PIN block should be returned, this parameter is ignored.

Restrictions

The restrictions for CSNBDPNU.

Support for three-key Triple-DES keys is not available in releases before Release 5.4 and Release 6.2. Beginning with Release 5.4 and Release 6.2, this verb supports triple-length DES keys. For a list of supported three-key Triple-DES key types beginning with Release 5.4 and Release 6.2, see [Table 10 on page 67](#).

Required commands

The required commands for CSNBDPNU.

The DK PRW Card Number Update verb requires the **DK PRW Card Number Update** command (offset X'02C3') to be enabled in the active role.

Usage notes

The usage notes for CSNBDPNU.

None.

JNI version

This verb has a Java Native Interface (JNI) version, which is named CSNBDPNUJ.

See [“Building Java applications using the CCA JNI” on page 23](#).

Format

```
public native void CSNBDPNUJ(  
    hikmNativeNumber    return_code,  
    hikmNativeNumber    reason_code,  
    hikmNativeNumber    exit_data_length,  
    byte[]               exit_data,  
    hikmNativeNumber    rule_array_count,  
    byte[]               rule_array,  
    hikmNativeNumber    card_p_data_length,  
    byte[]               card_p_data,  
    hikmNativeNumber    card_t_data_length,  
    byte[]               card_t_data,  
    hikmNativeNumber    encrypted_PIN_block_length,  
    byte[]               encrypted_PIN_block,  
    hikmNativeNumber    PIN_block_MAC_length,  
    byte[]               PIN_block_MAC,  
    hikmNativeNumber    PRW_key_identifier_length,  
    byte[]               PRW_key_identifier,  
    hikmNativeNumber    IPIN_encryption_key_identifier_length,  
    byte[]               IPIN_encryption_key_identifier,  
    hikmNativeNumber    IEPB_MAC_key_identifier_length,  
    byte[]               IEPB_MAC_key_identifier,  
    hikmNativeNumber    OPIN_encryption_key_identifier_length,  
    byte[]               OPIN_encryption_key_identifier,  
    hikmNativeNumber    OEPB_MAC_key_identifier_length,  
    byte[]               OEPB_MAC_key_identifier,  
    hikmNativeNumber    PIN_reference_value_length,  
    byte[]               PIN_reference_value,  
    hikmNativeNumber    PRW_random_number_length,
```



```

byte[]          PRW_random_number,
hikmNativeNumber new_encrypted_PIN_block_length,
byte[]          new_encrypted_PIN_block,
hikmNativeNumber new_PIN_block_MAC_length,
byte[]          new_PIN_block_MAC);

```

DK PRW Card Number Update2 (CSNBDCU2)

Use the DK PRW Card Number Update2 verb to update a PIN reference value or word (PRW) with updated time-sensitive card data (and a newly generated random number), but without changing either the customer PIN, primary account number, or permanent card data. The updated PIN reference value and associated PRW random number are returned for later use by other PIN processes for PIN verification.

In addition to updating a PRW, the verb can optionally use the specified outbound PIN encryption key to return a new encrypted PIN block (EPB) together with a new PIN block MAC that can be used to validate the PIN block, a new chip-encrypted PIN block with the specified outbound PIN chip-encryption key, or both.

Finally, the verb can optionally test the clear PAN recovered from the input encrypted PIN block by comparing it to the clear PAN provided as input, and report the result in the **return_code** variable.

Note: This verb deprecates the DK PRW Card Number Update verb.

The CSNBDCU2 verb performs the following tasks:

- It verifies the integrity and authenticity of the input PIN by comparing the MAC in the **PIN_block_MAC** variable to the one calculated over the concatenation of the input encrypted PIN block and permanent card data. The MAC is calculated using CMAC, a block cipher-based MAC algorithm defined by NIST SP 800-38B, and the inbound encrypted PIN block MAC key.
- It recovers the PBF-1 PIN block from the **encrypted_PIN_block** variable using AES decryption in CBC mode and the inbound PIN encryption key. Then it checks the consistency of the PIN block, including the PIN length, PIN digits, and PAN digits.
- It generates a 4-byte random number and uses the CMAC algorithm with the PRW key to calculate a PIN reference value based on the random number, the updated time-sensitive data in the **card_t_data** variable, the unchanged permanent data in the **card_p_data** variable, and data from the recovered PIN block. The calculated value and the random number are returned in the **new_PIN_reference_value** and **PRW_random_number** variables.
- If **EPB** is specified in the rule array:
 1. AES encrypts the recovered PBF-1 PIN block in CBC mode using the outbound PIN encryption key, and returns the result in the **new_encrypted_PIN_block** variable.
 2. CSNBDCU2 calculates the MAC over the concatenation of the new encrypted PIN block and **card_p_data** variable using CMAC and the outbound EPB MAC key, and returns the 8 leftmost, high-order bytes of the result in the **new_PIN_block_MAC** variable.

This information can be stored for later use in other processes for validation of the PIN and personalizing smart (chip) cards.

- If **CHIP-EPB** is specified in the rule array, CSNBDCU2 encrypts the recovered PIN block in PBF-1 format using AES encryption in CBC mode and the outbound PIN chip encryption key. This encrypted PIN block can be stored for later use in other processes to personalize smart (chip) cards.
- If **PANTST** is specified in the rule array, CSNBDCU2 tests the equality of the clear PAN recovered from the **encrypted_PIN_block** and the clear PAN provided by the **PAN_data** variable. The verb reports the result in the **return_code** variable. Return code 4 indicates that the clear PAN values are not equal, while return code 0 indicates that they are equal (success).

Note: This verb supports PCI-HSM 2016 compliant-tagged key tokens.

Format

The format of CSNBDCU2.

```
CSNBDCU2(
    return_code,
    reason_code,
    exit_data_length,
    exit_data,
    rule_array_count,
    rule_array,
    card_p_data_length,
    card_p_data,
    card_t_data_length,
    card_t_data,
    encrypted_PIN_block_length,
    encrypted_PIN_block,
    PIN_block_MAC_length,
    PIN_block_MAC,
    PRW_key_identifier_length,
    PRW_key_identifier,
    IPIN_encryption_key_identifier_length,
    IPIN_encryption_key_identifier,
    IEPB_MAC_key_identifier_length,
    IEPB_MAC_key_identifier,
    OPIN_encryption_key_identifier_length,
    OPIN_encryption_key_identifier,
    OEPB_MAC_key_identifier_length,
    OEPB_MAC_key_identifier,
    OPIN_chip_encryption_key_identifier_length,
    OPIN_chip_encryption_key_identifier,
    PAN_data_length,
    PAN_data,
    PIN_reference_value_length,
    PIN_reference_value,
    PRW_random_number_length,
    PRW_random_number,
    new_encrypted_PIN_block_length,
    new_encrypted_PIN_block,
    new_PIN_block_MAC_length,
    new_PIN_block_MAC,
    new_chip_encrypted_PIN_block_length,
    new_chip_encrypted_PIN_block)
```

Parameters

The parameters for CSNBDCU2.

For the definitions of the *return_code*, *reason_code*, *exit_data_length*, and *exit_data* parameters, see [“Parameters common to all verbs” on page 18](#).

rule_array_count

Direction: Input

Type: Integer

A pointer to an integer variable containing the number of elements in the **rule_array** variable. This value must be 0 or 1.

rule_array

Direction: Input

Type: String array

Keywords that provide control information to the verb. The keywords are left-aligned in an 8-byte field and padded on the right with blanks. The keywords must be in contiguous storage. The **rule_array** keywords are described in [Table 211 on page 733](#).

Table 211. Keywords for DK PRW Card Number Update2 control information	
Keyword	Description
PIN Block output selection keyword (One or two, optional)	
CHIP-EPB	Specifies to return a chip-encrypted PIN block in PBF-1 format in the new_chip_encrypted_PIN_block variable. It is encrypted using the key identified by the OPIN_chip_encryption_key_identifier parameter. Cannot be combined with NOEPB.
EPB	Specifies to return an encrypted PIN (EPB) block together with a PIN block MAC: <ul style="list-style-type: none"> The PIN block is returned in PBF-1 format in the new_encrypted_PIN_block variable, encrypted using the key identified by the OPIN_encryption_key_identifier parameter. The MAC is returned in the new_PIN_block_MAC variable, calculated using the key identified by the OEPB_MAC_key_identifier parameter with the CMAC algorithm (NIST SP 800-38B). The MAC is calculated over the concatenation of the encrypted PIN block and permanent card data (card_p_data). Cannot be combined with NOEPB.
NOEPB	Specifies to not return an encrypted PIN block (EPB). This is the default.
PAN test selection (One, optional)	
NOPANTST	Specifies to not perform a PAN test. This is the default.
PANTST	Specifies to perform a PAN test of the equality of the PAN recovered from the encrypted_PIN_block variable and the clear PAN provided by the PAN_data variable. The result is returned in the return_code variable. Return code 4 indicates that the clear PAN values are not equal, while return code 0 indicates that they are equal (success).

card_p_data_length**Direction:** Input**Type:** Integer

Specifies the length in bytes of the **card_p_data** parameter. The value must be in the range 2 - 256.

card_p_data**Direction:** Input**Type:** String

The time-invariant card data (CDp), determined by the card issuer, which is used to differentiate between multiple cards for one account.

card_t_data_length**Direction:** Input**Type:** Integer

Specifies the length in bytes of the **card_t_data** parameter. The value must be in the range 2 - 256.

card_t_data**Direction:** Input**Type:** String

The time-sensitive card data, determined by the card issuer, which, together with the account number and the **card_p_data** parameter, specifies an individual card.

encrypted_PIN_block_length**Direction:** Input**Type:** Integer

Specifies the length in bytes of the **encrypted_PIN_block** parameter. The value must be 32.

encrypted_PIN_block**Direction:** Input**Type:** String

The 32-byte input encrypted PIN block in PBF-1 format.

PIN_block_MAC_length**Direction:** Input**Type:** Integer

Specifies the length in bytes of the **PIN_block_MAC** parameter. The value must be 8.

PIN_block_MAC**Direction:** Input**Type:** String

The 8-byte CMAC of the encrypted PIN block.

PRW_key_identifier_length**Direction:** Input**Type:** Integer

Specifies the length in bytes of the **PRW_key_identifier** parameter. If the **PRW_key_identifier** contains a label, the length must be 64. Otherwise, the value must be at least the actual token length, up to 725.

PRW_key_identifier**Direction:** Input/Output**Type:** String

The identifier of the PRW generating key. The key identifier is an operational token or the key label of an operational token in key storage. The key algorithm of this key must be AES, the key type must be PINPRW, the key usage fields must indicate GENONLY, CMAC, and DKPINOP.

If the supplied token was encrypted under the old master key, the token is returned encrypted under the current master key.

IPIN_encryption_key_identifier_length**Direction:** Input**Type:** Integer

Specifies the length in bytes of the **IPIN_encryption_key_identifier** parameter. If the **IPIN_encryption_key_identifier** contains a label, the length must be 64. Otherwise, the value must be at least the actual token length, up to 725.

IPIN_encryption_key_identifier**Direction:** Input/Output

Type: String

The identifier of the key that encrypts the input PIN block. The key identifier is an operational token or the key label of an operational token in key storage. The key algorithm of this key must be AES, the key type must be PINPROT, and the key usage fields must indicate DECRYPT, CBC, and DKPINOP.

If the token supplied was encrypted under the old master key, the token is returned encrypted under the current master key.

IEPB_MAC_key_identifier_length

Direction: Input

Type: Integer

Specifies the length in bytes of the **IEPB_MAC_key_identifier** parameter. If the **IEPB_MAC_key_identifier** contains a label, the length must be 64. Otherwise, the value must be at least the actual token length, up to 725.

IEPB_MAC_key_identifier

Direction: Input/Output

Type: String

The identifier of the key to verify the MAC of the input PIN block. The key identifier is an operational token or the key label of an operational token in key storage. The key algorithm of this key must be AES, the key type must be MAC, and the key usage fields must indicate CMAC, VERIFY, and DKPINOP.

If the token supplied was encrypted under the old master key, the token is returned encrypted under the current master key.

OPIN_encryption_key_identifier_length

Direction: Input

Type: Integer

Specifies the length in bytes of the **OPIN_encryption_key_identifier** parameter.

If the keyword EPB in the rule array is not specified, this value must be 0.

If the **OPIN_encryption_key_identifier** contains a label, the length must be 64. Otherwise, the value must be at least the actual token length, up to 725.

OPIN_encryption_key_identifier

Direction: Input/Output

Type: String

The identifier of the key to wrap the new PIN block. The key identifier is an operational token or the key label of an operational token in key storage. When the **OPIN_encryption_key_identifier_length** is 0, this value is ignored. The key algorithm of this key must be AES, the key type must be PINPROT, and the key usage fields must indicate ENCRYPT, CBC, and DKPINOP.

If the token supplied was encrypted under the old master key, the token is returned encrypted under the current master key.

OEPB_MAC_key_identifier_length

Direction: Input

Type: Integer

Specifies the length in bytes of the **OEPB_MAC_key_identifier** parameter. When the keyword EPB in the rule array is not specified, this value must be 0.

If the **OEPB_MAC_key_identifier** contains a label, the length must be 64. Otherwise, the value must be at least the actual token length, up to 725.

OEPB_MAC_key_identifier

Direction: Input/Output

Type: String

The identifier of the key to generate the MAC of the PIN block.. The key identifier is an operational token or the key label of an operational token in key storage. If the **OEPB_MAC_key_identifier_length** is 0, this parameter is ignored. The key algorithm of this key must be AES, the key type must be MAC, and the key usage fields must indicate GENONLY, CMAC, and DKPINOP.

If the token supplied was encrypted under the old master key, the token is returned encrypted under the current master key.

OPIN_chip_encryption_key_identifier_length

Direction: Input

Type: Integer

Specifies the length in bytes of the **OPIN_chip_encryption_key_identifier** parameter. If the keyword CHIP-EPB in the rule array is not specified, this value must be 0. If the **OPIN_chip_encryption_key_identifier** contains a label, the length must be 64. Otherwise, the value must be between the actual length of the token and 725.

OPIN_chip_encryption_key_identifier

Direction: Input

Type: String

The identifier of the key to encrypt the optional PIN block for the personalization unit. The key identifier is an operational token or the key label of an operational token in key storage. When the **OPIN_chip_encryption_key_identifier_length** is 0, this parameter is ignored. The key algorithm of this key must be AES, the key type must be PINPROT, and the key usage fields must indicate ENCRYPT, CBC, and DKPINOP.

If the token supplied was encrypted under the old master key, the token is returned encrypted under the current master key.

PAN_data_length

Direction: Input

Type: Integer

Specifies the length in bytes of the **PAN_data** parameter. The value must be in the range 10 – 19 when the PANTST keyword is specified. Otherwise, the value must be 0.

PAN_data

Direction: Input

Type: String

The primary account number (PAN) data used to generate PIN. Include the full account number, including the check digit. When the **PAN_data_length** value is 0, this parameter is ignored.

PIN_reference_value_length**Direction:** Input/Output**Type:** Integer

Specifies the length in bytes of the **PIN_reference_value** parameter. This value must be 16. On output, it is set to 16.

PIN_reference_value**Direction:** Output**Type:** String

The calculated 16-byte PIN reference value.

PRW_random_number_length**Direction:** Input/Output**Type:** Integer

Specifies the length in bytes of the **PRW_random_number** parameter. The value must be 4. On output, it is set to 4.

PRW_random_number**Direction:** Output**Type:** String

The 4-byte random number associated with the PIN reference value.

new_encrypted_PIN_block_length**Direction:** Input/Output**Type:** Integer

Specifies the length in bytes of the **new_encrypted_PIN_block** parameter. If the keyword EPB is not specified in the rule array, this parameter must be zero. Otherwise, the parameter should be at least 32.

new_encrypted_PIN_block**Direction:** Output**Type:** String

The new 32-byte encrypted PIN block in PBF-1 format. If the **new_encrypted_PIN_block_length** value is zero, this parameter is ignored.

new_PIN_block_MAC_length**Direction:** Input/Output**Type:** Integer

Specifies the length in bytes of the **new_PIN_block_MAC** parameter. If the EPB keyword is not specified in the rule array, this value must be zero. Otherwise, it must be at least 8.

new_PIN_block_MAC**Direction:** Output**Type:** String

The new 8-byte CMAC of the new PIN block. If the **new_PIN_block_MAC_length** value is zero, this parameter is ignored.

new_chip_encrypted_PIN_block_length

Direction: Input/Output

Type: Integer

Specifies the length in bytes of the **new_chip_encrypted_PIN_block** parameter. If the CHIEPB keyword is not specified in the rule array, the value to 0. Otherwise, on input the value must be at least 32.

new_chip_encrypted_PIN_block

Direction: Input/Output

Type: String

The 32-byte chip encrypted PIN block. If the **new_chip_encrypted_PIN_block_length** value is zero, this parameter is ignored.

Restrictions

The restrictions for CSNBDCU2.

None.

Required commands

The required commands for CSNBDCU2.

The DK PRW Card Number Update2 verb requires the **Allow DK PRW Card Number Update2** command (offset X'0025') to be enabled in the active role.

Usage notes

The usage notes for CSNBDCU2.

None.

JNI version

This verb has a Java Native Interface (JNI) version, which is named CSNBDCU2J.

See [“Building Java applications using the CCA JNI”](#) on page 23.

Format

```
public native void CSNBDCU2J(
    hikmNativeNumber    return_code,
    hikmNativeNumber    reason_code,
    hikmNativeNumber    exit_data_length,
    byte[]              exit_data,
    hikmNativeNumber    rule_array_count,
    byte[]              rule_array,
    hikmNativeNumber    card_p_data_length,
    byte[]              card_p_data,
    hikmNativeNumber    card_t_data_length,
    byte[]              card_t_data,
    hikmNativeNumber    encrypted_PIN_block_length,
    byte[]              encrypted_PIN_block,
    hikmNativeNumber    PIN_block_MAC_length,
    byte[]              PIN_block_MAC,
    hikmNativeNumber    PRW_key_identifier_length,
    byte[]              PRW_key_identifier,
    hikmNativeNumber    IPIN_encryption_key_identifier_length,
    byte[]              IPIN_encryption_key_identifier,
    hikmNativeNumber    IEPB_MAC_key_identifier_length,
```



```

byte[]      IEPB_MAC_key_identifier,
hikmNativeNumber OPIN_encryption_key_identifier_length,
byte[]      OPIN_encryption_key_identifier,
hikmNativeNumber OEPB_MAC_key_identifier_length,
byte[]      OEPB_MAC_key_identifier,
hikmNativeNumber OPIN_chip_encryption_key_identifier_length,
byte[]      OPIN_chip_encryption_key_identifier,
hikmNativeNumber PAN_data_length,
byte[]      PAN_data,
hikmNativeNumber PIN_reference_value_length,
byte[]      PIN_reference_value,
hikmNativeNumber PRW_random_number_length,
byte[]      PRW_random_number,
hikmNativeNumber new_encrypted_PIN_block_length,
byte[]      new_encrypted_PIN_block,
hikmNativeNumber new_PIN_block_MAC_length,
byte[]      new_PIN_block_MAC,
hikmNativeNumber new_chip_encrypted_PIN_block_length,
byte[]      new_chip_encrypted_PIN_block);

```

DK PRW CMAC Generate (CSNBDPCG)

Use the DK PRW CMAC Generate verb to generate a message authentication code (MAC) over specific values involved in an account number change transaction. The input includes the current and new PAN and card data and the PIN reference value.

The output of this service is used as input to the DK PAN Modify in Transaction callable service, which will create the new PIN reference value (PRW) to be used to verify the PIN.

Note: This verb supports PCI-HSM 2016 compliant-tagged key tokens.

Format

The format of CSNBDPCG.

```

CSNBDPCG (
    return_code,
    reason_code,
    exit_data_length,
    exit_data,
    rule_array_count,
    rule_array,
    current_PAN_data_length,
    current_PAN_data,
    new_PAN_data_length,
    new_PAN_data,
    current_card_data_length,
    current_card_data,
    new_card_data_length,
    new_card_data,
    PIN_reference_value_length,
    PIN_reference_value,
    CMAC_FUS_key_identifier_length,
    CMAC_FUS_key_identifier,
    CMAC_FUS_length,
    CMAC_FUS)

```

Parameters

The parameters for CSNBDPCG.

For the definitions of the *return_code*, *reason_code*, *exit_data_length*, and *exit_data* parameters, see “Parameters common to all verbs” on page 18.

rule_array_count

Direction: Input

Type: Integer

A pointer to an integer variable containing the number of elements in the **rule_array** variable. This value must be 0.

rule_array

Direction: Input
Type: String array

There are no keywords for this service.

current_PAN_data_length

Direction: Input
Type: Integer

A pointer to an integer variable containing the length in bytes of the **current_PAN_data** variable. This value must be in the range 10 - 19.

current_PAN_data

Direction: Input
Type: String

The current PAN data. The full account number, including check digit, should be included.

new_PAN_data_length

Direction: Input
Type: Integer

A pointer to an integer variable containing the length in bytes of the **new_PAN_data** variable. This value must be in the range 10 - 19.

new_PAN_data

Direction: Input
Type: String

The new PAN data. The full account number, including check digit, should be included.

current_card_data_length

Direction: Input
Type: Integer

A pointer to an integer variable containing the length in bytes of the **current_card_data** variable. This value must be in the range 4 - 512.

current_card_data

Direction: Input/Output
Type: String

The current card data, determined by the card issuer.

new_card_data_length

Direction: Input
Type: Integer

A pointer to an integer variable containing the length in bytes of the **new_card_data** variable. This value must be in the range 4 - 512.

new_card_data

Direction: Input/Output

Type: String

The new card data, determined by the card issuer.

PIN_reference_value_length

Direction: Input

Type: Integer

Specifies the length in bytes of the **PIN_reference_value** parameter. This value must be 16. On output, **PIN_reference_value_length** is set to 16.

PIN_reference_value

Direction: Input

Type: String

The 16-byte PIN reference value of the current PIN.

CMAC_FUS_key_identifier_length

Direction: Input

Type: Integer

Specifies the length in bytes of the **CMAC_FUS_key_identifier** variable. If the **CMAC_FUS_key_identifier** contains a label, the length must be 64. Otherwise, the value must be at least the actual token length, up to 725.

CMAC_FUS_key_identifier

Direction: Input

Type: String

The identifier of the key to generate the MAC. The key identifier is an operational token or the key label of an operational token in key storage. The key algorithm of this key must be AES, the key type must be MAC, and the key usage fields must indicate GENONLY, CMAC, and DKPINAD2.

If the token supplied was encrypted under the old master key, the token is returned encrypted under the current master key.

CMAC_FUS_length

Direction: Input/Output

Type: Integer

A pointer to an integer variable that specifies the length in bytes of the **CMAC_FUS** variable. This value must be in the range 8 - 16.

CMAC_FUS

Direction: Output

Type: String

The MAC of the current and new PANs and card data strings.

Restrictions

The restrictions for CSNBDRPG.

Support for three-key Triple-DES keys is not available in releases before Release 5.4 and Release 6.2. Beginning with Release 5.4 and Release 6.2, this verb supports triple-length DES keys. For a list of supported three-key Triple-DES key types beginning with Release 5.4 and Release 6.2, see [Table 10 on page 67](#).

Required commands

The required commands for CSNBDRPG.

The DK PRW CMAC Generate verb requires the **DK PRW CMAC Generate** command (offset X'02C4') to be enabled in the active role.

Usage notes

The usage notes for CSNBDRPG.

None.

JNI version

This verb has a Java Native Interface (JNI) version, which is named CSNBDRPGJ.

See [“Building Java applications using the CCA JNI” on page 23](#).

Format

```
public native void CSNBDRPGJ(  
    hikmNativeNumber    return_code,  
    hikmNativeNumber    reason_code,  
    hikmNativeNumber    exit_data_length,  
    byte[]               exit_data,  
    hikmNativeNumber    rule_array_count,  
    byte[]               rule_array,  
    hikmNativeNumber    current_PAN_data_length,  
    byte[]               current_PAN_data,  
    hikmNativeNumber    new_PAN_data_length,  
    byte[]               new_PAN_data,  
    hikmNativeNumber    current_card_data_length,  
    byte[]               current_card_data,  
    hikmNativeNumber    new_card_data_length,  
    byte[]               new_card_data,  
    hikmNativeNumber    PIN_reference_value_length,  
    byte[]               PIN_reference_value,  
    hikmNativeNumber    CMAC_FUS_key_identifier_length,  
    byte[]               CMAC_FUS_key_identifier,  
    hikmNativeNumber    CMAC_FUS_length,  
    byte[]               CMAC_FUS);
```

DK Random PIN Generate (CSNBDRPG)

Use the DK Random PIN Generate verb to generate a PIN and a PIN reference value using the random process. After the PIN is generated, a PIN reference value (PRW) is created. The PIN reference value is used to verify the PIN in other processes. An optional encrypted PIN block is generated for printing.

Note: If the generated PIN appears in the weak PIN table, the generation process is modified and re-tried until a valid PIN is generated.

You can use this service to perform the following tasks:

- Generate an encrypted PIN block in PBF-1 format with a PIN print key to be printed on a PIN mailer.
- Generate a PIN reference value which can be used to verify the PIN.

- Optionally, generate an encrypted PIN block in PBF-1 format to be stored for later use in personalizing replacement cards, along with a verifying CMAC over the encrypted block and additional card data.

Note: This verb supports PCI-HSM 2016 compliant-tagged key tokens.

Format

The format of CSNBDRPG.

```
CSNBDRPG(
    return_code,
    reason_code,
    exit_data_length,
    exit_data,
    rule_array_count,
    rule_array,
    PAN_data_length,
    PAN_data,
    card_p_data_length,
    card_p_data,
    card_t_data_length,
    card_t_data,
    PIN_length,
    PRW_key_identifier_length,
    PRW_key_identifier,
    PIN_print_key_identifier_length,
    PIN_print_key_identifier,
    OPIN_encryption_key_identifier_length,
    OPIN_encryption_key_identifier,
    OEPB_MAC_key_identifier_length,
    OEPB_MAC_key_identifier,
    PIN_reference_value_length,
    PIN_reference_value,
    PRW_random_number_length,
    PRW_random_number,
    PIN_print_block_length,
    PIN_print_block,
    encrypted_PIN_block_length,
    encrypted_PIN_block,
    PIN_block_MAC_length,
    PIN_block_MAC)
```

Parameters

The parameters for CSNBDRPG.

For the definitions of the *return_code*, *reason_code*, *exit_data_length*, and *exit_data* parameters, see [“Parameters common to all verbs” on page 18](#).

rule_array_count

Direction: Input

Type: Integer

A pointer to an integer variable containing the number of elements in the **rule_array** variable. This value must be 0 or 1.

rule_array

Direction: Input

Type: String array

Keywords that provide control information to the verb. The keywords are left-aligned in an 8-byte field and padded on the right with blanks. The keywords must be in contiguous storage. The **rule_array** keywords are described in [Table 212 on page 744](#).

Table 212. Keywords for DK Random PIN Generate control information	
Keyword	Description
PIN Block output selection keyword (One, optional)	
EPB	Return an encrypted PIN block.
NOEPB	Do not return an encrypted PIN block (EPB). This is the default.

PAN_data_length**Direction:** Input**Type:** Integer

Specifies the length in bytes of the **PAN_data** parameter. The value must be in the range 10 - 19.

PAN_data**Direction:** Input**Type:** String

The personal account number in character form to which the PIN is associated. The primary account number, including check digit, should be included.

card_p_data_length**Direction:** Input**Type:** Integer

Specifies the length in bytes of the **card_p_data** parameter. The value must be in the range 2 - 256.

card_p_data**Direction:** Input**Type:** String

The time-invariant card data (CDp), determined by the card issuer, which is used to differentiate between multiple cards for one account.

card_t_data_length**Direction:** Input**Type:** Integer

Specifies the length in bytes of the **card_t_data** parameter. The value must be in the range 2 - 256.

card_t_data**Direction:** Input**Type:** String

The time-sensitive card data, determined by the card issuer, which, together with the account number and the **card_p_data**, specifies an individual card.

PIN_length**Direction:** Input**Type:** Integer

Specifies the length of the PIN to be generated. This value must be in the range 4 - 12.

PRW_key_identifier_length

Direction: Input
Type: Integer

Specifies the length in bytes of the **PRW_key_identifier** parameter. If the **PRW_key_identifier** contains a label, the length must be 64. Otherwise, the value must be at least the actual token length, up to 725.

PRW_key_identifier

Direction: Input/Output
Type: String

The identifier of the key to verify the PRW of the current PIN block. The key identifier is an operational token or the key label of an operational token in key storage. The key algorithm of this key must be AES, the key type must be PINPRW, and the key usage fields must indicate VERIFY, CMAC, and DKPINOP.

If the token supplied was encrypted under the old master key, the token is returned encrypted under the current master key.

PIN_print_key_identifier_length

Direction: Input
Type: Integer

Specifies the length in bytes of the **PIN_print_key_identifier** parameter. If the **PIN_print_key_identifier** contains a label, the value must be 64. Otherwise, the value must be at least the actual token length, up to 725.

PIN_print_key_identifier

Direction: Input/Output
Type: String

The identifier of the key to wrap the PIN for printing. The key identifier is an operational token or the key label of an operational token in key storage. The key algorithm of this key must be AES, the key type must be PINPROT, and the key usage fields must indicate ENCRYPT, CBC, and DKPINOPP.

If the token supplied was encrypted under the old master key, the token is returned encrypted under the current master key.

OPIN_encryption_key_identifier_length

Direction: Input
Type: Integer

Specifies the length in bytes of the **OPIN_encryption_key_identifier** parameter. If the **OPIN_encryption_key_identifier** contains a label, the length must be 64. Otherwise, the value must be at least the actual token length, up to 725.

OPIN_encryption_key_identifier

Direction: Input/Output
Type: String

The identifier of the key to wrap the new PIN block. The key identifier is an operational token or the key label of an operational token in key storage. If the rule array indicates that no encrypted PIN block

DK Random PIN Generate (CSNBDRPG)

is to be returned, this value is ignored. The key algorithm of this key must be AES, the key type must be PINPROT, and the key usage fields must indicate ENCRYPT, CBC, and DKPINOP.

If the token supplied was encrypted under the old master key, the token is returned encrypted under the current master key.

OEPB_MAC_key_identifier_length

Direction: Input

Type: Integer

Specifies the length in bytes of the **OEPB_MAC_key_identifier** parameter. If the rule array indicates that no encrypted PIN block MAC is to be returned, this value must be 0.

If the **OEPB_MAC_key_identifier** contains a label, the length must be 64. Otherwise, the value must be at least the actual token length, up to 725.

OEPB_MAC_key_identifier

Direction: Input/Output

Type: String

The identifier of the key to generate the CMAC of the new PRW. The key identifier is an operational token or the key label of an operational token in key storage. If the rule array indicates that no encrypted PIN block MAC is to be returned, this parameter is ignored. The key algorithm of this key must be AES, the key type must be MAC, and the key usage fields must indicate GENONLY, CMAC, and DKPINOP.

If the token supplied was encrypted under the old master key, the token is returned encrypted under the current master key.

PIN_reference_value_length

Direction: Input/Output

Type: Integer

Specifies the length in bytes of the **PIN_reference_value** parameter. This value must be 16. On output, it is set to 16.

PIN_reference_value

Direction: Output

Type: String

The calculated 16-byte PIN reference value.

PRW_random_number_length

Direction: Input/Output

Type: Integer

Specifies the length in bytes of the **PRW_random_number** parameter. The value must be 4. On output, it is set to 4.

PRW_random_number

Direction: Output

Type: String

The 4-byte random number associated with the PIN reference value.

PIN_print_block_length**Direction:** Input/Output**Type:** Integer

Specifies the length in bytes of the **PIN_print_block** parameter. The value must be at least 32. On output, it is set to 32.

PIN_print_block**Direction:** Output**Type:** String

The 32-byte encrypted PIN block to be passed to the PIN mailer function.

encrypted_PIN_block_length**Direction:** Input/Output**Type:** Integer

Specifies the length in bytes of the **encrypted_PIN_block** parameter. If the rule array indicates that no encrypted PIN block should be returned, this value must be 0. Otherwise, it should be at least 32.

encrypted_PIN_block**Direction:** Output**Type:** String

The 32-byte encrypted PIN block in PBF-1 format. This parameter is ignored if no encrypted PIN block is returned.

PIN_block_MAC_length**Direction:** Input/Output**Type:** Integer

Specifies the length in bytes of the **PIN_block_MAC** parameter. If the rule_array indicates that no PIN block MAC should be returned, this value must be 0. Otherwise, it must be at least 8.

PIN_block_MAC**Direction:** Output**Type:** String

The 8-byte CMAC of the encrypted PIN block. This parameter is ignored if no encrypted PIN block is returned.

Restrictions

The restrictions for CSNBDRPG.

Support for three-key Triple-DES keys is not available in releases before Release 5.4 and Release 6.2. Beginning with Release 5.4 and Release 6.2, this verb supports triple-length DES keys. For a list of supported three-key Triple-DES key types beginning with Release 5.4 and Release 6.2, see [Table 10 on page 67](#).

Required commands

The required commands for CSNBDRPG.

The DK Random PIN Generate verb requires the **DK Random PIN Generate** command (offset X'02C0') to be enabled in the active role.

Usage notes

The usage notes for CSNBDRPG.

None.

JNI version

This verb has a Java Native Interface (JNI) version, which is named CSNBDRPGJ.

See [“Building Java applications using the CCA JNI”](#) on page 23.

Format

```
public native void CSNBDRPGJ(
    hikmNativeNumber    return_code,
    hikmNativeNumber    reason_code,
    hikmNativeNumber    exit_data_length,
    byte[]               exit_data,
    hikmNativeNumber    rule_array_count,
    byte[]               rule_array,
    hikmNativeNumber    PAN_data_length,
    byte[]               PAN_data,
    hikmNativeNumber    card_p_data_length,
    byte[]               card_p_data,
    hikmNativeNumber    card_t_data_length,
    byte[]               card_t_data,
    hikmNativeNumber    PIN_length,
    hikmNativeNumber    PRW_key_identifier_length,
    byte[]               PRW_key_identifier,
    hikmNativeNumber    PIN_print_key_identifier_length,
    byte[]               PIN_print_key_identifier,
    hikmNativeNumber    OPIN_encryption_key_identifier_length,
    byte[]               OPIN_encryption_key_identifier,
    hikmNativeNumber    OEPB_MAC_key_identifier_length,
    byte[]               OEPB_MAC_key_identifier,
    hikmNativeNumber    PIN_reference_value_length,
    byte[]               PIN_reference_value,
    hikmNativeNumber    PRW_random_number_length,
    byte[]               PRW_random_number,
    hikmNativeNumber    PIN_print_block_length,
    byte[]               PIN_print_block,
    hikmNativeNumber    encrypted_PIN_block_length,
    byte[]               encrypted_PIN_block,
    hikmNativeNumber    PIN_block_MAC_length,
    byte[]               PIN_block_MAC);
```

DK Random PIN Generate2 (CSNBDRG2)

Use the DK Random PIN Generate2 verb to generate a random PIN of a selected length and calculate a PIN reference value or word (PRW) as outlined in the DK specification. Other PIN processes can use the PRW to verify the PIN. In addition, this verb can optionally return an encrypted PIN block (EPB) together with a verifying PIN block MAC, and it can optionally return a chip encrypted PIN block (CHIP-EPB).

Note:

This verb deprecates the DK Random PIN Generate(CSNBDRPG) verb. In addition to providing all the function of CSNBDRPG, this verb supports the output of a chip-encrypted PIN block.

Weak PINs: The random PIN generation process generates a new PIN until the generated PIN is not found in the weak PIN table.

The CSNBDRG2 verb performs the following tasks:

- Generates a random PIN of the selected length and creates a PIN block in a DK-defined format that is used to return a PIN print key to be printed on a PIN mailer.
- Generates a PRW random number and calculates a PIN reference value. These values are returned for later use in other PIN processes to verify the PIN.
- If the rule array specifies to return an encrypted PIN block (EPB), the CSNBDRG2 verb returns an encrypted PIN block together with a verifying PIN block MAC using CMAC calculated over the concatenation of the encrypted PIN block and permanent card data (**card_p_data**). This information can be stored for later use in personalizing replacement cards.
- If the rule array specifies CHIP-EPB, the CSNBDRG2 verb returns a chip encrypted PIN block.

Note: This verb supports PCI-HSM 2016 compliant-tagged key tokens.

Format

The format of CSNBDRG2.

```
CSNBDRG2(
    return_code,
    reason_code,
    exit_data_length,
    exit_data,
    rule_array_count,
    rule_array,
    PAN_data_length,
    PAN_data,
    card_p_data_length,
    card_p_data,
    card_t_data_length,
    card_t_data,
    PIN_length,
    PRW_key_identifier_length,
    PRW_key_identifier,
    PIN_print_key_identifier_length,
    PIN_print_key_identifier,
    OPIN_encryption_key_identifier_length,
    OPIN_encryption_key_identifier,
    OEPB_MAC_key_identifier_length,
    OEPB_MAC_key_identifier,
    OPIN_chip_encryption_key_identifier_length,
    OPIN_chip_encryption_key_identifier,
    PIN_reference_value_length,
    PIN_reference_value,
    PRW_random_number_length,
    PRW_random_number,
    PIN_print_block_length,
    PIN_print_block,
    encrypted_PIN_block_length,
    encrypted_PIN_block,
    PIN_block_MAC_length,
    PIN_block_MAC,
    chip_encrypted_PIN_block_length,
    chip_encrypted_PIN_block)
```

Parameters

The parameters for CSNBDRG2.

For the definitions of the *return_code*, *reason_code*, *exit_data_length*, and *exit_data* parameters, see [“Parameters common to all verbs”](#) on page 18.

rule_array_count

Direction: Input

Type: Integer

A pointer to an integer variable containing the number of elements in the **rule_array** variable. This value must be 0 or 1.

rule_array**Direction:** Input**Type:** String array

Keywords that provide control information to the verb. The keywords are left-aligned in an 8-byte field and padded on the right with blanks. The keywords must be in contiguous storage. The **rule_array** keywords are described in [Table 213](#) on page 750.

Table 213. Keywords for DK Random PIN Generate2 control information

Keyword	Description
PIN Block output selection keyword (One or two, optional)	
CHIP-EPB	Specifies to return the randomly generated PIN in a chip-encrypted PIN block in PBF-1 format using the key identified by the OPIN_chip_encrypted_key_identifier parameter. Cannot be combined with NOEPB.
EPB	Specifies to return the randomly generated PIN in an encrypted PIN block in PBF-1 format using the key identified by the OPIN_encrypted_key_identifier parameter together with a verifying PIN block MAC. Cannot be combined with NOEPB.
NOEPB	Specifies to not return an encrypted PIN block and PIN block MAC. This is the default.

PAN_data_length**Direction:** Input**Type:** Integer

Specifies the length in bytes of the **PAN_data** parameter. The value must be in the range 10 - 19.

PAN_data**Direction:** Input**Type:** String

The personal account number in character form to which the PIN is associated. The primary account number, including check digit, should be included.

card_p_data_length**Direction:** Input**Type:** Integer

Specifies the length in bytes of the **card_p_data** parameter. The value must be in the range 2 - 256.

card_p_data**Direction:** Input**Type:** String

The time-invariant card data (CDp), determined by the card issuer, which is used to differentiate between multiple cards for one account.

card_t_data_length**Direction:** Input**Type:** Integer

Specifies the length in bytes of the **card_t_data** parameter. The value must be in the range 2 - 256.

card_t_data

Direction: Input
Type: String

The time-sensitive card data, determined by the card issuer, which, together with the account number and the **card_p_data**, specifies an individual card.

PIN_length

Direction: Input
Type: Integer

Specifies the length of the PIN to be generated. This value must be in the range 4 - 12.

PRW_key_identifier_length

Direction: Input
Type: Integer

Specifies the length in bytes of the **PRW_key_identifier** parameter. If the **PRW_key_identifier** contains a label, the length must be 64. Otherwise, the value must be at least the actual token length, up to 725.

PRW_key_identifier

Direction: Input/Output
Type: String

The identifier of the key to verify the PRW of the current PIN block. The key identifier is an operational token or the key label of an operational token in key storage. The key algorithm of this key must be AES, the key type must be PINPRW, and the key usage fields must indicate VERIFY, CMAC, and DKPINOP.

If the token supplied was encrypted under the old master key, the token is returned encrypted under the current master key.

PIN_print_key_identifier_length

Direction: Input
Type: Integer

Specifies the length in bytes of the **PIN_print_key_identifier** parameter. If the **PIN_print_key_identifier** contains a label, the value must be 64. Otherwise, the value must be at least the actual token length, up to 725.

PIN_print_key_identifier

Direction: Input/Output
Type: String

The identifier of the key to wrap the PIN for printing. The key identifier is an operational token or the key label of an operational token in key storage. The key algorithm of this key must be AES, the key type must be PINPROT, and the key usage fields must indicate ENCRYPT, CBC, and DKPINOPP.

If the token supplied was encrypted under the old master key, the token is returned encrypted under the current master key.

OPIN_encryption_key_identifier_length

Direction: Input

Type: Integer

Specifies the length in bytes of the **OPIN_encryption_key_identifier** parameter. If the **OPIN_encryption_key_identifier** contains a label, the length must be 64. Otherwise, the value must be at least the actual token length, up to 725.

OPIN_encryption_key_identifier

Direction: Input/Output

Type: String

The identifier of the key to wrap the new PIN block. The key identifier is an operational token or the key label of an operational token in key storage. If the rule array indicates that no encrypted PIN block is to be returned, this value is ignored. The key algorithm of this key must be AES, the key type must be PINPROT, and the key usage fields must indicate ENCRYPT, CBC, and DKPINOP.

If the token supplied was encrypted under the old master key, the token is returned encrypted under the current master key.

OEPB_MAC_key_identifier_length

Direction: Input

Type: Integer

Specifies the length in bytes of the **OEPB_MAC_key_identifier** parameter. If the rule array indicates that no encrypted PIN block MAC is to be returned, this value must be 0.

If the **OEPB_MAC_key_identifier** contains a label, the length must be 64. Otherwise, the value must be at least the actual token length, up to 725.

OEPB_MAC_key_identifier

Direction: Input/Output

Type: String

The identifier of the key to generate the CMAC of the new PRW. The key identifier is an operational token or the key label of an operational token in key storage. If the rule array indicates that no encrypted PIN block MAC is to be returned, this parameter is ignored. The key algorithm of this key must be AES, the key type must be MAC, and the key usage fields must indicate GENONLY, CMAC, and DKPINOP.

If the token supplied was encrypted under the old master key, the token is returned encrypted under the current master key.

PIN_reference_value_length

Direction: Input/Output

Type: Integer

Specifies the length in bytes of the **PIN_reference_value** parameter. This value must be 16. On output, it is set to 16.

PIN_reference_value

Direction: Output

Type: String

The calculated 16-byte PIN reference value.

PRW_random_number_length**Direction:** Input/Output**Type:** Integer

Specifies the length in bytes of the **PRW_random_number** parameter. The value must be 4. On output, it is set to 4.

PRW_random_number**Direction:** Output**Type:** String

The 4-byte random number associated with the PIN reference value.

PIN_print_block_length**Direction:** Input/Output**Type:** Integer

Specifies the length in bytes of the **PIN_print_block** parameter. The value must be at least 32. On output, it is set to 32.

PIN_print_block**Direction:** Output**Type:** String

The 32-byte encrypted PIN block to be passed to the PIN mailer function.

encrypted_PIN_block_length**Direction:** Input/Output**Type:** Integer

Specifies the length in bytes of the **encrypted_PIN_block** parameter. If the rule array indicates that no encrypted PIN block should be returned, this value must be 0. Otherwise, it should be at least 32.

encrypted_PIN_block**Direction:** Output**Type:** String

The 32-byte encrypted PIN block in PBF-1 format. This parameter is ignored if no encrypted PIN block is returned.

PIN_block_MAC_length**Direction:** Input/Output**Type:** Integer

Specifies the length in bytes of the **PIN_block_MAC** parameter. If the rule_array indicates that no PIN block MAC should be returned, this value must be 0. Otherwise, it must be at least 8.

PIN_block_MAC**Direction:** Output**Type:** String

The 8-byte CMAC of the encrypted PIN block. This parameter is ignored if no encrypted PIN block is returned.

chip_encrypted_PIN_block_length

Direction: Input/Output

Type: Integer

A pointer to an integer variable containing the number of bytes of data in the **chip_encrypted_PIN_block** variable. If the rule array does not specify CHIP-EPB, set this value to 0. Otherwise, on input the value must be at least 32. On output, the variable is updated with the length of data that is returned in the **chip_encrypted_PIN_block** variable. The returned value is either 0 or 32.

chip_encrypted_PIN_block

Direction: Output

Type: String

A pointer to a string variable in which the 32-byte chip encrypted PIN block may be returned in PBF-1 format. If the **chip_encrypted_PIN_block_length** value is zero, this parameter is ignored.

Restrictions

The restrictions for CSNBDRG2.

None.

Required commands

The required commands for CSNBDRG2.

The DK Random PIN Generate2 verb requires the **Allow DK Random PIN Generate2** command (offset X'0024') to be enabled in the active role.

Usage notes

The usage notes for CSNBDRG2.

None.

JNI version

This verb has a Java Native Interface (JNI) version, which is named CSNBDRG2J.

See [“Building Java applications using the CCA JNI”](#) on page 23.

Format

```
public native void CSNBDRG2J(
    hikmNativeNumber    return_code,
    hikmNativeNumber    reason_code,
    hikmNativeNumber    exit_data_length,
    byte[]               exit_data,
    hikmNativeNumber    rule_array_count,
    byte[]               rule_array,
    hikmNativeNumber    PAN_data_length,
    byte[]               PAN_data,
    hikmNativeNumber    card_p_data_length,
    byte[]               card_p_data,
    hikmNativeNumber    card_t_data_length,
    byte[]               card_t_data,
    hikmNativeNumber    PIN_length,
    hikmNativeNumber    PRW_key_identifier_length,
    byte[]               PRW_key_identifier,
    hikmNativeNumber    PIN_print_key_identifier_length,
```



```

byte[]          PIN_print_key_identifier,
hikmNativeNumber OPIN_encryption_key_identifier_length,
byte[]          OPIN_encryption_key_identifier,
hikmNativeNumber OEPB_MAC_key_identifier_length,
byte[]          OEPB_MAC_key_identifier,
hikmNativeNumber OPIN_chip_encryption_key_identifier_length,
byte[]          OPIN_chip_encryption_key_identifier,
hikmNativeNumber PIN_reference_value_length,
byte[]          PIN_reference_value,
hikmNativeNumber PRW_random_number_length,
byte[]          PRW_random_number,
hikmNativeNumber PIN_print_block_length,
byte[]          PIN_print_block,
hikmNativeNumber encrypted_PIN_block_length,
byte[]          encrypted_PIN_block,
hikmNativeNumber PIN_block_MAC_length,
byte[]          PIN_block_MAC,
hikmNativeNumber chip_encrypted_PIN_block_length,
byte[]          chip_encrypted_PIN_block);

```

DK Regenerate PRW (CSNBDRP)

The DK Regenerate PRW verb generates a new PIN reference value for a changed account number.

You can use this service to perform the following tasks:

- Generate a PIN reference value over the existing PIN and new PAN, which can be used to verify transactions.
- Generate an encrypted PIN block in PBF-1 format to be stored for later use in personalization of smart cards.

Note: This verb supports PCI-HSM 2016 compliant-tagged key tokens.

Format

The format of CSNBDRP.

```

CSNBDRP(
    return_code,
    reason_code,
    exit_data_length,
    exit_data,
    rule_array_count,
    rule_array,
    card_p_data_length,
    card_p_data,
    card_t_data_length,
    card_t_data,
    encrypted_PIN_block_length,
    encrypted_PIN_block,
    PIN_block_MAC_length,
    PIN_block_MAC,
    PRW_key_identifier_length,
    PRW_key_identifier,
    IPIN_encryption_key_identifier_length,
    IPIN_encryption_key_identifier,
    IEPB_MAC_key_identifier_length,
    IEPB_MAC_key_identifier,
    OPIN_encryption_key_identifier_length,
    OPIN_encryption_key_identifier,
    OEPB_MAC_key_identifier_length,
    OEPB_MAC_key_identifier,
    PIN_reference_value_length,
    PIN_reference_value,
    PRW_random_number_length,
    PRW_random_number,
    new_encrypted_PIN_block_length,
    new_encrypted_PIN_block,
    new_PIN_block_MAC_length,
    new_PIN_block_MAC)

```

Parameters

The parameters for CSNBDRP.

For the definitions of the *return_code*, *reason_code*, *exit_data_length*, and *exit_data* parameters, see [“Parameters common to all verbs” on page 18](#).

rule_array_count

Direction: Input

Type: String array

A pointer to an integer variable containing the number of elements in the **rule_array** variable. This value must be 0.

rule_array

Direction: Input

Type: String array

There are no keywords for this service.

card_p_data_length

Direction: Input

Type: Integer

Specifies the length in bytes of the **card_p_data** parameter. The value must be in the range 2 - 256.

card_p_data

Direction: Input

Type: String

The time-invariant card data (CDp), determined by the card issuer, which is used to differentiate between multiple cards for one account.

card_t_data_length

Direction: Input

Type: Integer

Specifies the length in bytes of the **card_t_data** parameter. The value must be in the range 2 - 256.

card_t_data

Direction: Input

Type: String

The time-sensitive card data, determined by the card issuer, which, together with the account number and the **card_p_data**, specifies an individual card.

encrypted_PIN_block_length

Direction: Input/Output

Type: Integer

Specifies the length in bytes of the **encrypted_PIN_block** parameter. If the rule array indicates that no encrypted PIN block should be returned, this value must be 0. Otherwise, it should be at least 32.

encrypted_PIN_block

Direction: Input
Type: String

The 32-byte encrypted PIN block in PBF-1 format. This parameter is ignored if no encrypted PIN block is returned.

PIN_block_MAC_length

Direction: Input/Output
Type: Integer

Specifies the length in bytes of the **PIN_block_MAC** parameter. If the rule array indicates that no PIN block MAC should be returned, this value must be 0. Otherwise, it must be at least 8.

PIN_block_MAC

Direction: Input
Type: String

The 8-byte CMAC of the encrypted PIN block. This parameter is ignored if no encrypted PIN block is returned.

PRW_key_identifier_length

Direction: Input
Type: Integer

Specifies the length in bytes of the **PRW_key_identifier** parameter. If **PRW_key_identifier** contains a label, the length must be 64. Otherwise, the value must be at least the actual token length, up to 725.

PRW_key_identifier

Direction: Input/Output
Type: String

The identifier of the key to verify the PRW of the current PIN block. The key identifier is an operational token or the key label of an operational token in key storage. The key algorithm of this key must be AES, the key type must be PINPRW, and the key usage fields must indicate VERIFY, CMAC, and DKPINOP.

If the token supplied was encrypted under the old master key, the token is returned encrypted under the current master key.

IPIN_encryption_key_identifier_length

Direction: Input
Type: Integer

Specifies the length in bytes of the **IPIN_encryption_key_identifier** parameter. If **IPIN_encryption_key_identifier** contains a label, the length must be 64. Otherwise, the value must be at least the actual token length, up to 725.

IPIN_encryption_key_identifier

Direction: Input
Type: String

The identifier of the key to decrypt the PIN block containing the current PIN. The key identifier is an operational token or the key label of an operational token in key storage. The key algorithm of this key must be AES, the key type must be PINPROT, and the key usage fields must indicate DECRYPT, CBC, and DKPINAD1.

If the token supplied was encrypted under the old master key, the token is returned encrypted under the current master key.

IEPB_MAC_key_identifier_length

Direction: Input

Type: Integer

Specifies the length in bytes of the **IEPB_MAC_key_identifier** parameter. If **IEPB_MAC_key_identifier** contains a label, the length must be 64. Otherwise, the value must be at least the actual token length, up to 725.

IEPB_MAC_key_identifier

Direction: Input/Output

Type: String

The identifier of the key to verify MAC of the inbound encrypted PIN block. The key identifier is an operational token or the key label of an operational token in key storage. The key algorithm of this key must be AES, the key type must be MAC, and the key usage fields must indicate CMAC. VERIFY, and DKPINAD1.

If the token supplied was encrypted under the old master key, the token is returned encrypted under the current master key.

OPIN_encryption_key_identifier_length

Direction: Input

Type: Integer

Specifies the length in bytes of the **OPIN_encryption_key_identifier** parameter. If **OPIN_encryption_key_identifier** contains a label, the length must be 64. Otherwise, the value must be at least the actual token length, up to 725.

OPIN_encryption_key_identifier

Direction: Input/Output

Type: String

The identifier of the key to encrypt the new PIN block. The key identifier is an operational token or the key label of an operational token in key storage. The key algorithm of this key must be AES, the key type must be PINPROT, and the key usage fields must indicate ENCRYPT, CBC, and DKPINOP.

If the token supplied was encrypted under the old master key, the token is returned encrypted under the current master key.

OEPB_MAC_key_identifier_length

Direction: Input

Type: Integer

Specifies the length in bytes of the **OEPB_MAC_key_identifier** parameter. If **OEPB_MAC_key_identifier** contains a label, the length must be 64. Otherwise, the value must be at least the actual token length, up to 725.

OEPB_MAC_key_identifier**Direction:** Input/Output**Type:** String

The identifier of the key to generate the MAC of the new encrypted PIN block. The key identifier is an operational token or the key label of an operational token in key storage. The key algorithm of this key must be AES, the key type must be MAC, and the key usage fields must indicate CMAC, GENONLY, and DKPINOP.

If the token supplied was encrypted under the old master key, the token is returned encrypted under the current master key.

PIN_reference_value_length**Direction:** Input**Type:** Integer

Specifies the length in bytes of the **PIN_reference_value** parameter. The value must be 16. On output, it is set to 16.

PIN_reference_value**Direction:** Input**Type:** String

The 16-byte PIN reference value for comparison to the calculated value.

PRW_random_number_length**Direction:** Input**Type:** Integer

Specifies the length in bytes of the **PRW_random_number** parameter. The value must be 4. On output, it is set to 4.

PRW_random_number**Direction:** Input**Type:** String

The 4-byte random number associated with the PIN reference value.

new_encrypted_PIN_block_length**Direction:** Input/Output**Type:** Integer

Specifies the length in bytes of the **new_encrypted_PIN_block** parameter. The value must be at least 32. On output, it is set to 32.

new_encrypted_PIN_block**Direction:** Output**Type:** String

The 32-byte encrypted new PIN block.

new_PIN_block_MAC_length**Direction:** Input/Output

DK Regenerate PRW (CSNBDRP)

Type: Integer

Specifies the length in bytes of the **new_PIN_block_MAC** parameter. The value must be at least 8.

new_PIN_block_MAC

Direction: Output

Type: String

The 8-byte MAC of the new encrypted PIN block.

Restrictions

The restrictions for CSNBDRP.

Support for three-key Triple-DES keys is not available in releases before Release 5.4 and Release 6.2. Beginning with Release 5.4 and Release 6.2, this verb supports triple-length DES keys. For a list of supported three-key Triple-DES key types beginning with Release 5.4 and Release 6.2, see [Table 10 on page 67](#).

Required commands

The required commands for CSNBDRP.

The DK Regenerate PRW verb requires the **DK Regenerate PRW** command (offset X'02C8') to be enabled in the active role.

Usage notes

The usage notes for CSNBDRP.

None.

JNI version

This verb has a Java Native Interface (JNI) version, which is named CSNBDRPJ.

See [“Building Java applications using the CCA JNI” on page 23](#).

Format

```
public native void CSNBDRPJ(  
    hikmNativeNumber    return_code,  
    hikmNativeNumber    reason_code,  
    hikmNativeNumber    exit_data_length,  
    byte[]               exit_data,  
    hikmNativeNumber    rule_array_count,  
    byte[]               rule_array,  
    hikmNativeNumber    card_p_data_length,  
    byte[]               card_p_data,  
    hikmNativeNumber    card_t_data_length,  
    byte[]               card_t_data,  
    hikmNativeNumber    encrypted_PIN_block_length,  
    byte[]               encrypted_PIN_block,  
    hikmNativeNumber    PIN_block_MAC_length,  
    byte[]               PIN_block_MAC,  
    hikmNativeNumber    PRW_key_identifier_length,  
    byte[]               PRW_key_identifier,  
    hikmNativeNumber    IPIN_encryption_key_identifier_length,  
    byte[]               IPIN_encryption_key_identifier,  
    hikmNativeNumber    IEPB_MAC_key_identifier_length,  
    byte[]               IEPB_MAC_key_identifier,  
    hikmNativeNumber    OPIN_encryption_key_identifier_length,  
    byte[]               OPIN_encryption_key_identifier,  
    hikmNativeNumber    OEPB_MAC_key_identifier_length,  
    byte[]               OEPB_MAC_key_identifier,  
    hikmNativeNumber    PIN_reference_value_length,
```

```
byte[] PIN_reference_value,  
hikmNativeNumber PRW_random_number_length,  
byte[] PRW_random_number,  
hikmNativeNumber new_encrypted_PIN_block_length,  
byte[] new_encrypted_PIN_block,  
hikmNativeNumber new_PIN_block_MAC_length,  
byte[] new_PIN_block_MAC);
```

Chapter 14. TR-34 symmetric key management

This section provides information on verbs for the ANSI TR-34 protocol for key distribution.

The verbs that support the TR-34 key distribution protocol are:

- [“TR-34 Bind-Begin \(CSNDT34B\)” on page 776](#)
- [“TR-34 Bind-Complete \(CSNDT34C\)” on page 782](#)
- [“TR-34 Key Distribution \(CSNDT34D\)” on page 787](#)
- [“TR-34 Key Receive \(CSNDT34R\)” on page 797](#)

TR-34 protocol

The TR-34 protocol provides a method of securely distributing symmetric keys using asymmetric techniques. It is an implementation of the Unilateral Key Transport Method defined in ANSI X9.24-2.

TR-34 specifies an interoperable method for one situation – the Distribution of Symmetric Keys using Asymmetric Techniques from a Single Key Distribution Host (KDH) to many Key Receiving Devices (KRDs). The KDH is assumed to be operated in a controlled environment. The KRDs may operate in uncontrolled environments.

TR-34 is a Technical Report. This is different from a standard, which is a mandatory set of rules that must be followed. A Technical Report is not mandatory, but provides guidance to those who are using the standards. In this case, TR-34 is a companion to the ANSI X9.24-2 standard, which defines requirements for key management performed using asymmetric key techniques.

User flows

This section explains user actions to accomplish various tasks and how the TR-34 services are used in context of the protocol.

There are two scenarios:

1. Peer-to-peer exchange where two parties use the protocol to establish a common transport key to exchange symmetric keys securely. In the peer-to-peer scenario, one party is the KDH (Key Distribution Host) and the other party is the KRD (Key Receiving Device).
2. One KDH (Key Distribution Host) to many KRDs (Key Receiving Device) where the host uses the protocol to establish a transport key for distributing symmetric keys with each of the receiving devices in service.

Parameters used in the protocol

The following are descriptions of some of the common parameters in the TR-34 protocol. They are credentials, certificates, TR-34 tokens, and CCA key tokens.

CSR-KDH

PKCS #10 certificate signing request for KDH.

CSR-KRD

PKCS #10 certificate signing request for KRD.

CredKDH

KDH credential (X.509 certificate) with ID and public key.

CredKRD

KRD credential (X.509 certificate) needed for key distribution.

CredCA

Certificate Authority credential.

CRL-CA

Certificate Revocation List from CA.

CT-KDH

KDH credential token, KDH bind token.

RBT-KDH

KDH rebind token.

UBT-KDH

KDH unbind token.

CT-KRD

KRD credential token, containing CredKRD.

RT-KRD

Random number token, generated by KRD.

KT-KDH

KDH key token – 1 or 2 pass.

D-kdh-T

CCA RSA private key token for KDH, contains the private key (D-kdh) and public key (E-kdh).

D-krd-T

CCA RSA private key token for KRD, contains the private key (D-krd) and public key (E-krd).

Kn

Key to be exported using TR-34.

Kn-T

CCA key token.

Note: These scenarios assume that the KDH and KRD are using IBM CCA services and servers for the TR-34 setup and applications. When CCA services are not being used, other appropriate cryptographic services should be substituted and used. The same situation applies to hardware and key storage.

Setup

These are the setup steps at each party: the Key Receiving Device (KRD) and the Key Distribution Host (KDH).

On the KDH (Key Distribution Host)

1. Create the KDH administrative RSA key pair for TR-34 use with target (or set of targets):
 - **Overview:** Generate RSA private key token (D-kdh-T).
 - Use CCA service: CSNDPKG
 - INPUT:**
 - Key strength and type (RSA 2048, SIGN-ONLY).
 - OUTPUT:**
 - The private key token (D-kdh-T) contains the private key (D-kdh) and the public key (E-kdh).
 - KEY STORAGE:**
 - Store the output private key token (D-kdh-T) in the PKDS.
2. Create PKCS #10 certificate signing request for the public key of the administrative key pair:
 - **Overview:** Extract public key E-kdh into PKCS #10 certificate signing request (CSR-KDH).
 - Use CCA service: CSNDPIC
 - INPUT:**
 - Private key token (D-kdh-T).
 - OUTPUT:**
 - PKCS #10 certificate signing request (CSR-KDH).

KEY STORAGE:

Store the signing request (CSR-KDH) in the application space or key ring until the certificate can be generated.

Note: The signing request (CSR-KDH) is an intermediate object, but might be useful to have stored if the same private key is to be used with multiple ATM vendors or as a backup. It is recommended to have a unique private key for each group of receiving devices.

3. Create the KDH credential (CredKDH) from the certificate signing request (CSR-KDH):

- **Overview:** KDH sends the CSR-KDH to a Certificate Authority (CA) trusted by all parties to be turned into a certificate CredKDH under the agreed CA.
 - Application step or manual step such as loading the CSR-KDH to a web portal.
- KDH receives from the CA the following TR-34 objects:

CredKDH

Certificate holding E-kdh. Store certificate for use with all devices during BIND.

KEY STORAGE

Store the CredKDH in application space or key ring.

CRL-CA

Current Certificate Revocation List. Store for use until not considered fresh any longer.

KEY STORAGE

Store the CRL-CA in application space or key ring.

CredCA

A certificate for CA. Install this in the CCA HSM PKI manually from the TKE workstation for each domain that will perform the TR-34 protocol. Also keep this available for new HSM provisioning.

KEY STORAGE

Store the (CredCA) in application space or key ring.

4. At the TKE workstation: Install the CA credential (CredCA) to the HSM domains that will perform TR-34 operations.

- **Overview:** The KDH administrator saves the CredCA in the internal PKI of the appropriate domains of the HSM as a trust root, using the TKE workstation.

On the KRD (Key Receiving Device)

1. Create the RSA key pair for TR-34 key management use. Each KRD will have an RSA key pair.

- **Overview:** Generate RSA private key token (D-kdh-T).
 - For peer-to-peer exchange, use CCA service: CSNDPKG.

INPUT:

Key strength and type (RSA 2048, KEY-MGT).

OUTPUT:

The private key (D-krd-T) token contains the private key (D-krd) and the public key (E-krd).

KEY STORAGE:

Store the output private key token (D-krd-T) in the PKDS.

- For one host to many devices, typically the RSA key is generated and installed in the device at the factory.
 - The private key (D-krd) is installed on the device.
2. Create PKCS #10 certificate signing request for the public key E-krd:
- **Overview:** Extract public key E-kdh into PKCS #10 certificate signing request (CSR-KRD).
 - For peer-to-peer exchange, use CCA service: CSNDPIC.

INPUT:

Private key token (D-krd-T).

OUTPUT:

PKCS #10 certificate signing request (CSR-KRD).

KEY STORAGE:

Store the signing request (CSR-KRD) in application space or key ring until the certificate can be generated.

- For one host to many devices, generate the CSR-KRD for each device with the devices public key E-krd.

3. Create the KRD credential (CredKRD) from the certificate signing request (CSR-KRD):

- **Overview:** KRD sends the CSR-KRD to a Certificate Authority (CA) trusted by all parties to be turned into a certificate CredKRD under the agreed CA.
 - Application step or manual step such as loading the (CSR-KRD) to a web portal.
- KRD receives from the CA the following TR-34 objects:

CredKRD

Certificate holding (E-kdh). Store certificate for use to BIND with the KDH.

KEY STORAGE

- Peer-to-peer exchange: Store the (CredKRD) in application space or key ring.
- One host to many devices: Typically, installed on device at the factory.

CRL-CA

Current Certificate Revocation List. Store for use until not considered fresh any longer.

KEY STORAGE

Store the (CRL-CA) in application space or key ring.

CredCA

A certificate for CA. Install this in the KRD.

KEY STORAGE

- Peer-to-peer exchange: Store the (CredKRD) in application space or key ring.
- One host to many devices: Typically, installed on device at the factory.

4. Install the KRD credential holding the KRD public key (CredKRD):

- For one host to many devices: This is typically installed on device at the factory.
- For peer-to-peer exchange: The CredKRD might be stored in application space for the TR-34 implementation.

KEY STORAGE

- Store the (CredCA, CredKRD) in application space or key ring.
- Store the KRD private key token (D-krd-T) in the PKDS.

5. Install the CA credential (CredCA) (primary, secondary, 'higher' primary/secondary, and so on):

- Peer-to-peer exchange: The CredCA is installed in the CCA HSM PKI manually from the TKE workstation, for each domain that will use the TR-34 protocol. Also, keep the CredCA available for new HSM provisioning.
- One host to many devices: This is typically installed on the device at the factory.

BIND

Bind a Key Receiving Device (KRD) to a Key Distribution Host (KDH). These are the steps, in sequence, with the CCA service APIs identified:

1. On KDH

- The KDH TR-34 application requests the CredKRD from the KRD.

2. On KRD

- The CredKRD request is received and processed by the TR-34 application.
- Create the token that contains the CredKRD.
 - Overview:** Call CCA service CSNDT34C: "BINDKRDC" to create the TR-34 token that contains CredKRD for the KDH.
 - INPUT:**
 - CredKRD: KRD credential with ID and public key.
 - **KEY STORAGE:** Stored in application space or key ring.
 - OUTPUT:**
 - CT-KRD: Credential token for KRD, containing CredKRD.
 - **KEY STORAGE:** Stored in application space until sending. This is an opaque blob useable only in this protocol step.
- TR-34 application sends CT-KRD to KDH.

3. On KDH

- Refresh CRL-CA if needed:
 - If CRL-CA held by the KDH, representing the CA shared between the KRD and KDH, is not fresh any longer, the KDH should obtain a new CRL-CA before doing the next step.
- Create the 'BIND' token needed for the next protocol step:
 - **Overview:** Call CCA service CSNDT34B: "BINDCR"
 - **INPUT:**
 - CT-KRD: Credential token received from KRD, containing CredKRD.
 - **KEY STORAGE:** Stored in application space until calling into the service.
 - CRL-CA: Certificate Revocation List from CA
 - **KEY STORAGE:** Stored in application space or key ring.
 - CredKDH: KDH credential with ID and public key.
 - **KEY STORAGE:** Stored in application space or key ring.
 - **OUTPUT:**
 - CredKRD: KRD credential needed for future key distribution calls.
 - **KEY STORAGE:** Stored in application space or key ring.
 - CT-KRD: BIND token.
 - **KEY STORAGE:** Stored in application space until send to KRD
- KDH TR-34 application sends the CT-KRD token to the KRD.

4. On KRD

- The KRD receives the CT-KRD token from the KDH and processes it to complete the BIND.
 - Overview:** Call CCA service CSNDT34C: "BINDRV".
 - INPUT:**
 - CT-KDH: Token BIND token received from KDH.
 - **KEY STORAGE:** Stored in application space until processed in the service call.
 - OUTPUT:**
 - CredKDH: Credential for the KDH, needs to be stored in the KRD.

- **KEY STORAGE:** Stored in application space or key ring.

UNBIND

Unbind a Key Receiving Device (KRD) from a Key Distribution Host (KDH). This is done before the KRD is taken out of service or if the KDH otherwise needs to remove ownership/bind/keys from a KRD. These are the steps, in sequence, with the CCA service APIs identified:

1. **On KDH**

- The KDH requests a random number from the KRD.

2. **On KRD**

- Call CCA service CSNBRNGL with keyword RT-KRD to create the TR-34 token that contains the random number that is needed by the KDH.

a. **INPUT:**

- RN-Length: Length of the random number needed.

b. **OUTPUT:**

- RT-KRD: Random number token.

- Send RT-KRD to KDH and also store RT-KRD locally in application space for the later validation step.

3. **On KDH**

- a. If CRL-CA held by the KDH, representing the CA shared between the KRD and KDH, is not fresh any longer, the KDH should obtain a new CRL-CA before doing the next step.

- b. Call CCA service CSNDT34B with keyword UNBINDCR.

• **INPUT:**

- 1) RT-KRD: Random number token received from KRD.
- 2) CRL-CA: Certificate Revocation List from CA.
- 3) CredKRD: KRD credential with ID and public key.
- 4) CredKDH: KDH credential with ID and public key.
- 5) D-kdh: Private key to sign data block.

• **OUTPUT:**

- UBT-KDH: UNBIND token.

- c. KDH sends the UBT-KDH token to the KRD.

4. **On KRD**

- a. The KRD receives the UBT-KDH token from the KDH and now must process it to complete the UNBIND.

- b. Call CCA service CSNDT34C with keyword UNBINDRV.

• **INPUT:**

- 1) UBT-KDH token: UNBIND token received from KDH.
- 2) CredKRD: KRD credential with ID and public key.
- 3) CredKDH: KDH credential with ID and public key.
- 4) RT-KRD: Token originally sent by the KRD to the KDH, used now for validation.

• **OUTPUT:**

- UBT-KDH – is – valid: (yes or no/error).

- c. The application on the KRD removes all the keys associated with the KDH that sent the UNBIND request, which completes the UNBIND phase.

REBIND

Rebind a Key Receiving Device (KRD) to a Key Distribution Host (KDH). This is done when a KDH needs to update the credentials held at the KRD that represent the KDH; for example, if the certificate is about to expire. These are the steps, in sequence, with the CCA service APIs identified:

1. On KDH

- a. Generate a new RSA key pair (E-kdh-new, D-kdh-new), made by the HSM in their mainframe.
 - Use CCA service CSNDPKG.
- b. Extract public key (E-kdh-new) into PKCS #10 certificate signing request (CSR-KDH-new).
 - Use CCA service CSNDPIC.
- c. KDH sends CSR-KDH-new to the Certificate Authority to be turned into a certificate CredKDH-new under the agreed CA.
- d. KDH receives from CA these TR-34 objects.
 - 1) CredKDH-new: A certificate holding (E-kdh-new). Store certificate for use with all KRDs during REBIND.
 - 2) CRL-CA: New Certificate Revocation List. Store for use until not considered fresh any longer.
 - 3) CredCA: A certificate for CA. Install this in the CCA HSM PKI manually from the TKE for each domain that will use the TR-34 protocol. Also, keep this for new card provisioning.
- e. The KDH requests a random number from the KRD.

2. On KRD

- a. Call CCA service CSNBRNGL using keyword RT-KRD to create the TR-34 token that contains the random number that is needed by the KDH.

1) **INPUT:**

- RN-length: Length of the random number needed.

2) **OUTPUT:**

- RT-KRD: Random number token.

3) **KEY STORAGE:**

- RT-KRD stored in application space.

- b. Send RT-KRD to KDH.

3. On KDH

- a. If CRL-CA is not fresh any longer, the KDH should obtain a new CRL-CA before doing the next step.
- b. Call CCA service CSNDT34B using keyword REBINDCR.

1) **INPUT:**

- a) RT-KRD: Random number token received from KRD.
- b) CRL-CA: Certificate Revocation List from CA.
- c) CredKRD: KRD credential with ID and public key.
- d) CredKDH-new: New KDH credential with ID and public key.
- e) CredKDH-old: Old KDH credential with ID and public key.
- f) D-kdh: Old private key needed to sign the REBIND data block.

2) **OUTPUT:**

- UBT-KDH: REBIND token.

- c. KDH sends the UBT-KDH token to the KRD.

4. On KRD

- a. The KRD receives the UBT-KDH token from the KDH and now must process it to complete the REBIND.
- b. Call CCA service CSNDT34C using keyword REBINDRV.
 - 1) **INPUT:**
 - a) UBT-KDH: REBIND token received from KDH.
 - b) CredKRD: KRD credential with ID and public key.
 - c) CredKDH: Old KDH credential with ID and public key.
 - d) RT-KRD. Token originally sent by the KRD to the KDH and used now for validation.
 - 2) **OUTPUT:**
 - a) UBT-KDH – is – valid: (yes or no/error)
 - b) CredKDH-new: New KRD credential.
 - 3) **KEY STORAGE:**
 - CredKDH-new stored in application space.
- c. The application on the KRD removes all the keys associated with the CredKDH that sent the REBIND request (they are regarded as invalid). The KRD stores the CredKDH-new so that future key distribution events can be handled. This completes the REBIND phase.

2-pass key transport

This key transport typically installs a Terminal Master Key (TMK) at the Key Receiving Device (KRD). '2-pass' indicates that the KRD is expected to be online for the initial part of the protocol where a random number token is requested. If the KRD is expected to be offline, the '1-pass' protocol may be more appropriate.

Another name for the key is the TR-31 wrapping key name: Key Block Protection Key (KBPK). These represent the same key, a key-encrypting key (KEK), that is shared by the KDH and KRD so that more keys can be shared without going through the entire TR-34 protocol again. However, the type of key transported can be any type of key supported by the TR-31 key block that is carried in the TR-34 protocol token. For this flow, the assumption is that a typical KEK is being exchanged.

Setup steps for key transport

On KDH

1. Refresh CRL-CA if needed:
 - If CRL-CA held by the KDH, representing that the CA shared between the KRD and KDH is not fresh any longer, the KDH should obtain a new CRL-CA before doing the next step.
2. Create TMK/KBPK: The KEK to be shared with the other party.
 - CCA has restrictions on the type of key that can be used to wrap another key for TR-31 export (the CSNB31X *wrap_kek_identier*). Therefore, one of these key types should be generated for exchange:

DES:

- a. KDH-Wrapping-KEK:
 - 1) This is a known or random value EXPORTER KEK created using the TKE workstation or CSNBKPI.
 - 2) This key is used with CSNBKGN to create the KRD-Import-KEK, which must be generated in external form under a KEK according to CSNBKGN processing restrictions.
 - 3) **KEY STORAGE:** Stored in CCA key storage.
- b. KDH-Export-KEK:
 - 1) This is the KDH copy of the TMK key that will be used later to wrap keys being exported to the ATM.

- 2) Type: DES EXPORTER key for wrapping output TR-31 key blocks.
- 3) **KEY STORAGE:** Stored in CCA key storage.
- c. KRD-Import-KEK:
 - 1) This is the KRD copy of the TMK key that will be used later by the ATM to unwrap TR-31 key blocks for key distribution completion.
 - 2) Type: DES IMPORTER or IKEYXLAT key for unwrapping input TR-31 key blocks.
 - 3) This is the key (Kn) to be exported using TR-34. Because the key is in a CCA token, the notation (Kn-T) is used.
 - 4) **KEY STORAGE:** Stored in CCA key storage until export.
- d. CCA services:
 - 1) Use the CSNBKTB service to create skeleton tokens for the EXPORTER/IMPORTER copies of the key.
 - 2) Use the CSNBKGN service to generate a new DES key and populate to each token.

AES:

- a. KDH-Wrapping-KEK:
 - 1) This is an known or random value EXPORTER KEK created using the TKE workstation or CSNBKPI2.
 - 2) This key is used with CSNBKGN2 to create the KRD Import KEK, which must be generated in external form under a KEK according to CSNBKGN2 processing restrictions.
 - 3) **KEY STORAGE:** Stored in CCA key storage.
- b. KDH-Export-KEK:
 - 1) This is the KDH copy of the TMK key that is used later to wrap keys being exported to the ATM.
 - 2) Type: AES EXPORTER key with usage EXPTT31D for wrapping output TR-31 key blocks.
 - 3) **KEY STORAGE:** Stored in CCA key storage.
- c. KRD-Import-KEK:
 - 1) This is the KRD copy of the TMK key that will be used later by the ATM to unwrap TR-31 key blocks for key distribution completion.
 - 2) Type: AES IMPORTER key with usage IMPTT31D for unwrapping input TR-31 key blocks.
 - 3) This is the key (Kn) to be exported using TR-34. Since the key is in a CCA token, the notation (Kn-T) is used.
 - 4) **KEY STORAGE:** Stored in CCA key storage until export.
- d. CCA services:
 - Use the CSNBKTB2 service to create skeleton tokens for the EXPORTER/IMPORTER copies of the key.
 - Use the CSNBKGN2 service to generate a new AES key and populate each token. Note that the key strength must be 128 bit if key strength rules are to be followed for PCI PTS HSM compliance and other standards. The maximum TR-34 wrapping key strength is AES 128-bit.

Protocol steps for key transport

1. On KDH

- a. The KDH TR-34 application requests a random number from the KRD.

2. On KRD

- a. KRD TR-34 application receives the random number request and processes it.

1) **Overview:** Call CCA service CSNBRNGL using the keyword RT-KRD to create the TR-34 token that contains random number that is needed by the KDH.

2) **INPUT:**

- RN-length: Length of the random number needed.

3) **OUTPUT:**

- RT-KRD: Random number token.
 - **KEY STORAGE:** Stored in application space or key ring until the TR-34 Key Transport token (KT-KDH) is received that matches this RT-KRD random number.

b. Send RT-KRD to KDH. Also, store RT-KRD locally in application space for a later validation step.

3. **On KDH**

a. Create the Key Transport token:

1) **Overview:** Call CCA service CSNDT34D using keyword 2PASSCRE.

2) **INPUT:**

a) Kn-T: CCA key token to be exported to the KRD.

- **KEY STORAGE:** Stored in CCA key storage.

b) RT-KRD: Random number token received from KRD.

- **KEY STORAGE:** Stored in application space until this call happens.

c) CRL-CA: Certificate Revocation List from CA.

- **KEY STORAGE:** Stored in application space or key ring.

d) CredKRD: KRD credential with ID and public key. The public key from this is used to RSA-encrypt the RSA-encrypted part of the key block.

- **KEY STORAGE:** Stored in application space or key ring.

e) CredKDH: KDH credential with ID and public key.

- **KEY STORAGE:** Stored in application space or key ring.

f) D-kdh: Private key to sign data block.

- **KEY STORAGE:** Stored in CCA key storage.

g) **KBH inputs:** TR-31 KBH for a terminal master key is not actually variable, but a peer-to-peer exchange will have more inputs to describe keys.

3) **OUTPUT:**

- KT-KDH: Key transport (2-pass) token.

- **KEY STORAGE:** Stored in application space until sent to KRD.

b. KDH sends the KT-KDH token to the KRD.

4. **On KRD**

a. The KRD receives the KT-KDH token from the KDH and must process it to complete the Key Transport.

b. Create key token to hold output TMK (CCA / peer-to-peer step).

- Use CCA service CSNBKTB or CSNBKTB2 to create Kn-TS, a skeleton CCA key token appropriate for importing the TMK/KBPK.

c. Process the KT-KDH token received from the KDH.

1) **Overview:** Call CCA service CSNDT34R using keyword 2PASSRCV.

2) **INPUT:**

a) KT-KDH: Key transport (2-pass) token received from KDH.

- **KEY STORAGE:** Stored in application space until processed.
- b) CredKDH: KDH credential with ID and public key.
 - **KEY STORAGE:** Stored in application space or key ring.
- c) RT-KRD: Token originally sent by the KRD to the KDH and used now for validation.
 - **KEY STORAGE:** Stored in application space.
- d) D-krd: The private key matching the public key in CredKRD. D-krd is stored in the KRD (but not in the HSM). Used to RSA-decipher part of the KT-KDH key block.
 - **KEY STORAGE:** Stored in CCA key storage for peer-to-peer / CCA TR-34.

3) **OUTPUT:**

- Kn-T: CCA key token containing the transported TMK/KBPK.
 - **KEY STORAGE:** Stored in CCA key storage on KRD.

5. **On KRD**

- a. Key Check Value generated and returned to KDH.
- The KRD generates a Key Check Value (KCV) for Kn-T using CCA service CSNBKYT2 using keywords GENERATE and ENC-ZERO or CMACZERO depending on the key algorithm. KRD sends this to the KDH. There is no special encoding for the KCV.

6. **On KDH**

- a. Key Check Value verified by KDH:
- KDH verifies the KCV against the original Kn-T that was sent for export using TR-34. The CCA service CSNBKYT2 using keywords VERIFY and ENC-ZERO or CMACZERO depending on the key algorithm can be used for this value.

1-pass key transport

This key transport typically installs a Terminal Master Key (TMK) at the Key Receiving Device (KRD). '1-pass' indicates that the KRD is not expected to be online.

Another name for the key is the TR-31 wrapping key name: Key Block Protection Key (KBPK). These represent the same key, a key-encrypting key (KEK), that is shared by the KDH and KRD so that more keys can be shared without going through the entire TR-34 protocol again. However, the type of key transported can be any type of key supported by the TR-31 key block that is carried in the TR-34 protocol token. For this flow, the assumption is that a typical KEK is being exchanged.

The protocol includes a timestamp (or other monotonic increasing number) to be sent by the KDH so that the KRD can defend against replay attacks.

Setup steps for key transport

On KDH

1. Refresh CRL-CA if needed:
 - If CRL-CA held by the KDH, representing that the CA shared between the KRD and KDH is not fresh any longer, the KDH should obtain a new CRL-CA before doing the next step.
2. Create TMK/KBPK: The KEK to be shared with the other party.
 - CCA has restrictions on the type of key that can be used to wrap another key for TR-31 export (the CSNB31X *wrap_kek_identier*). Therefore, one of these key types should be generated for exchange:

DES:

- a. KDH-Wrapping-KEK:
- 1) This is an known or random value EXPORTER KEK created using the TKE workstation (required for comp-tag keys) or CSNBKPI.

- 2) This key is used with CSNBKGN to create the KRD-Import-KEK, which must be generated in external form under a KEK according to CSNBKGN processing restrictions.
 - 3) **KEY STORAGE:** Stored in CKDS.
- b. KDH-Export-KEK:
- 1) This is the KDH copy of the TMK key that will be used later to wrap keys being exported to the ATM.
 - 2) Type: DES EXPORTER key for wrapping output TR-31 key blocks.
 - 3) **KEY STORAGE:** Stored in CKDS.
- c. KRD-Import-KEK:
- 1) This is the KRD copy of the TMK key that will be used later by the ATM to unwrap TR-31 key blocks for key distribution completion.
 - 2) Type: DES IMPORTER or IKEYXLAT key for unwrapping input TR-31 key blocks.
 - 3) This is the key (Kn) to be exported using TR-34. Because the key is in a CCA token, the notation (Kn-T) is used.
 - 4) **KEY STORAGE:** Stored in CKDS until export.
- d. CCA services:
- 1) Use the CSNBKTB service to create skeleton tokens for the EXPORTER/IMPORTER copies of the key.
 - 2) Use the CSNBKGN service to generate a new DES key and populate to each token.

AES:

- a. KDH-Wrapping-KEK:
- 1) This is an known or random value EXPORTER KEK created using the TKE workstation (required for comp-tag keys) or CSNBKPI2.
 - 2) This key is used with CSNBKGN2 to create the KRD Import KEK, which must be generated in external form under a KEK according to CSNBKGN2 processing restrictions.
 - 3) **KEY STORAGE:** Stored in CKDS.
- b. KDH-Export-KEK:
- 1) This is the KDH copy of the TMK key that will be used later to wrap keys being exported to the ATM.
 - 2) Type: AES EXPORTER key with usage EXPTT31D for wrapping output TR-31 key blocks.
 - 3) **KEY STORAGE:** Stored in CKDS.
- c. KRD-Import-KEK:
- 1) This is the KRD copy of the TMK key that will be used later by the ATM to unwrap TR-31 key blocks for key distribution completion.
 - 2) Type: AES IMPORTER key with usage IMPTT31D for unwrapping input TR-31 key blocks.
 - 3) This is the key (Kn) to be exported using TR-34. Since the key is in a CCA token, the notation (Kn-T) is used.
 - 4) **KEY STORAGE:** Stored in CKDS until export.
- d. CCA services:
- Use the CSNBKTB2 service to create skeleton tokens for the EXPORTER/IMPORTER copies of the key.
 - Use the CSNBKGN2 service to generate a new AES key and populate each token. Note that the key strength must be 128 bit if key strength rules are to be followed for PCI-HSM 2016 compliance mode and other standards. The maximum TR-34 wrapping key strength is AES 128-bit.

Protocol steps for key transport

1. On KDH

- a. TR-34 application creates a Timestamp. This is the freshness test that will be used by the KRD.
- b. Create the Key Transport token:
 - 1) **Overview:** Call CCA service CSNDT34D: "1PASSCRE".
 - 2) **INPUT:**
 - a) Kn-T: CCA key token to be exported to the KRD.
 - **KEY STORAGE:** Stored in CKDS.
 - b) Timestamp freshness indicator to defend against replay attacks.
 - c) CRL-CA: Certificate Revocation List from CA.
 - **KEY STORAGE:** Stored in application space or key ring.
 - d) CredKRD: KRD credential with ID and public key. The public key from this is used to RSA-encrypt the RSA-encrypted part of the key block.
 - **KEY STORAGE:** Stored in application space or key ring.
 - e) CredKDH: KDH credential with ID and public key.
 - **KEY STORAGE:** Stored in application space or key ring.
 - f) D-kdh: Private key to sign data block.
 - **KEY STORAGE:** Stored in PKDS.
 - g) **KBH inputs:** TR-31 KBH for a terminal master key is not actually variable, but a peer-to-peer exchange will have more inputs to describe keys.
 - 3) **OUTPUT:**
 - KT-KDH: Key transport (1-pass) token.
 - **KEY STORAGE:** Stored in application space until sent to KRD.
- c. KDH TR-34 application sends the KT-KDH token to the KRD.

2. On KRD

- a. The KRD receives the KT-KDH token from the KDH and must process it to complete the Key Transport.
- b. Create key token to hold output TMK (CCA / peer-to-peer step).
 - Use CCA service CSNBKTB or CSNBKTB2 to create Kn-TS, a skeleton CCA key token appropriate for importing the TMK/KBPK.
- c. Process the KT-KDH token received from the KDH.
 - 1) **Overview:** Call CCA service CSNDT34R: "1PASSRCV".
 - 2) **INPUT:**
 - a) KT-KDH: Key transport (1-pass) token received from KDH.
 - **KEY STORAGE:** Stored in application space until this call occurs.
 - b) CredKDH: KDH credential with ID and public key.
 - **KEY STORAGE:** Stored in application space or key ring.
 - c) Timestamp-min: Minimum timestamp value allowed. It could be the last timestamp received or a bootstrap value. If passed, card validates that the KT-KDH contains a newer timestamp than Timestamp-min.
 - d) D-krd: The private key matching the public key in CredKRD. D-krd is stored in the KRD (but not in the HSM). Used to RSA-decipher part of the KT-KDH key block.
 - **KEY STORAGE:** Stored in PKDS for peer-to-peer / CCA TR-34.

3) **OUTPUT:**

- Kn-T: CCA key token containing the transported TMK/KBPK.
 - **KEY STORAGE:** Stored in CKDS on KRD.
- Timestamp-rcv: Timestamp value received from the KDH in the KT-KDH.
 - **STORAGE:** Stored in application space as the next minimum.

d. If necessary, the application validates Timestamp-rcv in a customized fashion.

3. **On KRD**

- Key Check Value generated and returned to KDH.
 - The KRD generates a Key Check Value (KCV) for Kn-T using CCA service CSNBKYT2: "GENERATE" and "ENC-ZERO" or "CMACZERO" service depending on the key algorithm. KRD sends this to the KDH. There is no special encoding for the KCV.

4. **On KDH**

- Key Check Value verified by KDH:
 - KDH verifies the KCV against the original Kn-T that was sent for export using TR-34. The CCA service CSNBKYT2: "VERIFY" and "ENC-ZERO" or "CMACZERO" service depending on the key algorithm can be used for this value.

TR-34 Bind-Begin (CSNDT34B)

Use the TR-34 Bind-Begin verb for operations that take place at the Key Distribution Host (KDH) during TR-34 Protocol Bind related operations, as specified in X9 TR34-2012.

The TR-34 protocol describes the data objects and cryptograms needed for securely provisioning a symmetric key from a Key Distribution Host (KDH) to a Key Receiving Device (KRD). Although designed for 1-way key distribution, such as between a host computer (KDH) and an ATM (KRD), the protocol can be used for peer-to-peer key distribution as well. The main requirement for either use of the protocol is a Certificate Authority (CA) trusted by both the KDH and the KRD.

The TR-34 Bind-Begin verb is used to perform these operations:

- BINDCR: The TR34 BIND token (CT-KDH) CREATE service.
 - CT-KRD: (INPUT, *input_token*). Credential token received from KRD, containing Cred-KRD.
 - CRL-CA: (INPUT, *crl*). Certificate Revocation List from CA.
 - CredKDH: (INPUT, *cred_kdh*). KDH credential (X.509 certificate) with ID and public key.
 - CredKRD: (OUTPUT, *cred_krd*). (X.509 certificate) needed for future key distribution calls.
 - CT-KDH: (OUTPUT, *output_token*). BIND token in DER format.
- UNBINDCR: The TR34 UNBIND token (UBT-KDH) CREATE service.
 - RT-KRD: (INPUT, *input_token*). Random number token received from KRD.
 - CRL-CA: (INPUT, *crl*). Certificate Revocation List from CA.
 - CredKDH: (INPUT, *cred_kdh*). KDH credential (X.509 certificate) with ID and public key.
 - CredKRD: (INPUT, *cred_krd*). KRD credential (X.509 certificate) with ID and public key.
 - D-kdh: (INPUT, *private_key_identifier*). Private key to sign data block.
 - UBT-KDH: (OUTPUT, *output_token*) UNBIND token in DER format.
- REBINDCR: The TR34 UNBIND token (UBTKDH) CREATE service.
 - RT-KRD: (INPUT, *input_token*). Random number token received from KRD.
 - CRL-CA: (INPUT, *crl*). Certificate Revocation List from CA.
 - CredKDH-new: (INPUT, *cred_kdh*). New KDH credential (X.509 certificate) with ID and public key.
 - CredKDH-old: (INPUT, *old_cred_kdh*). Old KDH credential (X.509 certificate) with ID and public key.

- CredKRD: (INPUT, *cred_krd*). KRD credential (X.509 certificate) with ID and public key.
- D-kdh: (INPUT, *private_key_identifier*). Old private key, needed to sign the REBIND data block.
- RBT-KDH: (OUTPUT, *output_token*) REBIND token in DER format.

Notes:

1. This verb supports PCI-HSM 2016 compliant-tagged key tokens.
2. The RT-KRD token can be created with correct formatting using the RT-KRD processing of the CSNBRNGL service. See “Random Number Generate Long (CSNBRNGL)” on page 389 for more details.
3. RSA 2048 bit and 3072 bit keys will be supported by CCA. This allows strength equivalent to an AES 128-bit key. TR-34 explicitly supports only RSA 2048-bit keys so some vendors will only support that key size.

Format

The format of CSNDT34B.

```
CSNDT34B(
    return_code,
    reason_code,
    exit_data_length,
    exit_data,
    rule_array_count,
    rule_array,
    input_token_length,
    input_token,
    crl_length,
    crl,
    cred_kdh_length,
    cred_kdh,
    old_cred_kdh_length,
    old_cred_kdh,
    cred_krd_length,
    cred_krd,
    private_key_identifier_length,
    private_key_identifier,
    output_token_length,
    output_token,
    reserved_data_length,
    reserved_data)
```

Parameters

The parameter definitions for CSNDT34B.

For the definitions of the *return_code*, *reason_code*, *exit_data_length*, and *exit_data* parameters, see “Parameters common to all verbs” on page 18.

rule_array_count

Direction	Type
Input	Integer

The number of keywords you supplied in the *rule_array* parameter. The value must be 1 - 2.

rule_array

Direction	Type
Input	Character

The *rule_array* contains keywords that provide control information to the callable service. The keywords must be 8 bytes of contiguous storage with the keyword left-justified in its 8-byte location and padded on the right with blanks.

Table 214. Keywords for TR-34 Bind-Begin	
Keyword	Meaning
Requested action (one, required).	
BINDCR	TR34 BIND token (CTKDH) CREATE service. Creates the token sent by the KDH to the KRD to accomplish the BIND action in the TR-34 protocol. This binds the KRD to the KDH for a later key distribution action.
UNBINDCR	TR34 UNBIND token (UBTKDH) CREATE service. Creates the token sent by the KDH to the KRD to accomplish the UNBIND action in the TR-34 protocol. This frees the KRD from the currently bound KDH and causes the KRD to remove all keys received while bound to this KDH.
REBINDCR	TR34 REBIND token (RBTkDH) CREATE service. Creates the token sent by the KDH to the KRD to accomplish the REBIND action in the TR-34 protocol. This frees the KRD from the current binding key of the KDH and binds the KRD to a new binding key from the KDH. This also causes the KRD to remove all keys received while bound to the KDH under the prior binding key.
Public Key Infrastructure Usage (one, optional).	
PKI-CHK	Specifies that the X.509 certificate for the other party (KRD) is to be validated against the trust chain of the PKI hosted in the adapter. This requires that the CA credentials have been installed using the Trusted Key Entry (TKE) workstation. This is required for compliance-tagged key token export with TR-34 services. This is the default.
PKI-NONE	Specifies that the X.509 certificate for the other party (KRD) is not to be validated against the trust chain of the PKI hosted in the adapter. This is suitable if the certificate has been validated using host-based PKI services.

input_token_length

Direction	Type
Input	Integer

The length of the *input_token* parameter in bytes. The maximum length is 3500 bytes.

input_token

Direction	Type
Input	String

The DER encoded TR-34 token object. When the requested action keyword is BINDCR, the object is the TR-34 credential token from KRD (the CT-KRD). When the request action keyword is UNBINDCR or REBINDCR, the object is the TR-34 random number token from the KRD (the RT-KRD).

crl_length

Direction	Type
Input	Integer

The length of the *crl* parameter in bytes. The maximum length is 3500 bytes.

crl

Direction	Type
Input	String

The certificate revocation list (CRL) from the certificate authority the is in common with the KRD for the requested service. The CRL may be in DER or PEM format.

Note: The CSNDT34B service is acting as the KDH so the *crl* is not expected to validate against the internal PKI of the adapter.

cred_kdh_length

Direction	Type
Input	Integer

The length of the *cred_kdh* parameter in bytes. The maximum length is 3500 bytes.

cred_kdh

Direction	Type
Input	String

The X.509 certificate that is the credential of the KDH for the requested service. The certificate may be in DER or PEM format.

The meaning is determined by the requested action keyword:

BINDCR and UNBINDCR

This parameter must contain the X.509 certificate which is the TR-34 credential for the KDH (the CredKDH).

REBINDCR

This parameter must contain the new X.509 certificate which is the TR-34 credential for the KDH (the CredKDH-NEW).

Note: This service is acting as the KDH so the *cred_kdh* is not expected to validate against the internal PKI of the adapter.

old_cred_kdh_length

Direction	Type
Input	Integer

The length of the *old_cred_kdh* parameter in bytes. The maximum length is 3500 bytes. When the requested action keyword is BINDCR or UNBINDCR, the value must be 0.

old_cred_kdh

Direction	Type
Input	String

The X.509 certificate that is the credential of the KDH for the requested service. The certificate may be in DER or PEM format.

When the *old_cred_kdh_length* is zero, this parameter is ignored.

The meaning is determined by the requested action keyword:

REBINDCR

This parameter must contain the old X.509 certificate which is the TR-34 credential for the KDH (the CredKDH-OLD). The identifier and serial number are needed for the creation of the Rebind Token.

Note: This service is acting as the KDH so the *old_cred_kdh* is not expected to validate against the internal PKI of the adapter.

cred_krd_length

Direction	Type
Input/Output	Integer

The length of the *cred_krd* parameter in bytes. The maximum length is 3500 bytes.

cred_krd

Direction	Type
Input/Output	String

The X.509 certificate that is the credential of the KRD for the requested service (the CredKRD). The certificate may be in DER or PEM format.

The meaning is determined by the requested action keyword:

BINDCR

On input, this parameter must be an empty buffer of size *cred_krd_length*. On output, this parameter will contain the CredKRD extracted from the CT-KRD.

UNBINDCR, REBINDCR

This parameter must contain the CredKRD extracted by a previous BINDCR service.

Note: This service is acting as the KDH so the *cred_krd* is normally expected to validate against the internal PKI of the adapter. Use the PKI-NONE keyword to override this validation,

private_key_identifier_length

Direction	Type
Input	Integer

The length of the *private_key_identifier* parameter. When the requested action keyword is BINDCR, the value must be zero. When the keyword is UNBINDCR or REBINDCR, the value is the length of the key token or label. If the *private_key_identifier* contains a label, the value must be 64. Otherwise, the value must be between the actual length of the token and 3500.

private_key_identifier

Direction	Type
Input	String

The identifier of the private key used to sign the output token. The key identifier is an operational RSA secure token or the label of such a token in key storage. When the *private_key_identifier_length* is zero, this parameter is ignored.

The key usage of the token must allow digital signature. Retained private keys are not supported in this service.

output_token_length

Direction	Type
Input/Output	Integer

The length of the *output_token* parameter in bytes. The maximum length is 3500 bytes. On input, the value is the size of the buffer to receive the *output_token*. On output, the value is the actual size of the data returned in the *output_token* parameter.

output_token

Direction	Type
Output	String

The generated DER encoded TR-34 token.

BINDCR

This parameter will contain the TR-34 BIND token (CTKDH).

UNBINDCR

This parameter will contain the TR-34 UNBIND token (UBTKDH).

REBINDCR

This parameter will contain the TR-34 REBIND token (RBTkDH).

reserved_data_length

Direction	Type
Input/Output	Integer

This parameter is reserved. The value must be zero.

reserved_data

Direction	Type
Input/Output	String

This parameter is ignored.

Required commands

The required commands for CSNDT34B.

This verb requires the following commands to be enabled in the active role:

Rule array keyword	Offset	Command
BINDCR	X'01F1'	TR-34 Bind-Begin - Allow BINDCR.
UNBINDCR	X'01F2'	TR-34 Bind-Begin - Allow UNBINDCR.
REBINDCR	X'01F3'	TR-34 Bind-Begin - Allow REBINDCR.
PKI-NONE	X'01FF'	Permit X.509 without PKI root validation.

Usage notes

The usage notes for CSNDT34B.

SAF may be invoked to verify the caller is authorized to use this verb, the key label, or internal secure key tokens that are stored in the PKDS.

JNI version

This verb has a Java Native Interface (JNI) version, which is named CSNDT34BJ.

See [“Building Java applications using the CCA JNI”](#) on page 23.

Format

```
public native void CSNDT34BJ(
    hikmNativeNumber return_code,
```

```

hikmNativeNumber reason_code,
hikmNativeNumber exit_data_length,
byte[]           exit_data,
hikmNativeNumber rule_array_count,
byte[]           rule_array,
hikmNativeNumber input_token_length,
byte[]           input_token,
hikmNativeNumber crl_length,
byte[]           crl,
hikmNativeNumber cred_kdh_length,
byte[]           cred_kdh,
hikmNativeNumber old_cred_kdh_length,
byte[]           old_cred_kdh,
hikmNativeNumber cred_krd_length,
byte[]           cred_krd,
hikmNativeNumber private_key_identifier_length,
byte[]           private_key_identifier,
hikmNativeNumber output_token_length,
byte[]           output_token,
hikmNativeNumber reserved_data_length,
byte[]           reserved_data);

```

TR-34 Bind-Complete (CSNDT34C)

Use the TR-34 Bind-Complete verb for operations that take place at the Key Receiving Device (KRD) during TR-34-Bind related operations, as specified in X9 TR34-2012.

The TR-34 protocol describes the data objects and cryptograms needed for securely provisioning a symmetric key from a Key Distribution Host (KDH) to a Key Receiving Device (KRD). Although designed for 1-way key distribution, such as between a host computer (KDH) and an ATM (KRD), the protocol can be used for peer-to-peer key distribution as well. The main requirement for either use of the protocol is a Certificate Authority (CA) trusted by both the KDH and the KRD.

This service is used to perform these operations:

- BINDKRD: The TR34 BIND token (CT-KRD) CREATE service creates the TR-34 token that contains Cred-KRD that is needed by the KDH.
 - CredKRD: (INPUT, *cred_krd*). KRD credential (X.509 certificate) with ID and public key.
 - CT-KRD: (OUTPUT, *output_token*). Credential token for KRD, containing Cred-KRD in DER format.
- BINDRV: The TR34 BIND token (CT-KDH) RECEIVE service processes the BIND request on the KRD.
 - CT-KDH token: (INPUT, *input_token*). BIND token received from KDH.
 - CredKDH; (OUTPUT, *output_token*). Credential (X.509 certificate), in DER format, for the KDH, needs to be stored in the KRD.
- UNBINDRV: The TR34 UNBIND token (UBT-KDH) RECEIVE service processes the UNBIND request on the KRD.
 - UBT-KDH token: (INPUT, *input_token*). UNBIND token received from KDH.
 - CredKDH: (INPUT, *cred_kdh*). KDH credential (X.509 certificate) with ID and public key.
 - CredKRD: (INPUT, *cred_krd*). KRD credential (X.509 certificate) with ID and public key.
 - RT-KRD: (INPUT, *random_number_token*). Token originally sent by the KRD to the KDH and now used for validation.
 - <validity> : (OUTPUT, return/reason code). UBT-KDH – is – valid.
- REBINDRV: The TR34 REBIND token (RBT-KDH). RECEIVE service processes the REBIND request on the KRD.
 - RBT-KDH: (INPUT, *input_token*). REBIND token received from KDH.
 - CredKDH: (INPUT, *cred_kdh*). Old KDH credential (X.509 certificate) with ID and public key.
 - CredKRD: (INPUT, *cred_krd*). KRD credential (X.509 certificate) with ID and public key.
 - RT-KRD: (INPUT, *random_number_token*). Token originally sent by the KRD to the KDH and now used for validation.

- <validity>: (OUTPUT, return/reason code). RBT-KDH – is – valid.
- Cred-KDH-NEW: (OUTPUT, *output_token*). New KRD credential (X.509 certificate), in DER format, needs to be stored in the KRD.

Notes:

1. The RT-KRD token can be created with correct formatting using the RT-KRD processing of the CSNBRNGL service. See “Random Number Generate (CSNBRNG)” on page 388 for more details.
2. RSA 2048 bit and 3072 bit keys will be supported by CCA. This allows strength equivalent to an AES 128-bit key. TR-34 explicitly supports only RSA 2048-bit keys so some vendors will only support that key size.

Format

The format of CSNDT34C.

```
CSNDT34C(
    return_code,
    reason_code,
    exit_data_length,
    exit_data,
    rule_array_count,
    rule_array,
    input_token_length,
    input_token,
    cred_kdh_length,
    cred_kdh,
    cred_krd_length,
    cred_krd,
    random_number_token_length,
    random_number_token,
    output_token_length,
    output_token,
    reserved_data_length,
    reserved_data)
```

Parameters

The parameter definitions for CSNDT34C.

For the definitions of the *return_code*, *reason_code*, *exit_data_length*, and *exit_data* parameters, see “Parameters common to all verbs” on page 18.

rule_array_count

Direction	Type
Input	Integer

The number of keywords you supplied in the *rule_array* parameter. The value must be 1 - 2.

rule_array

Direction	Type
Input	Character

The *rule_array* contains keywords that provide control information to the callable service. The keywords must be 8 bytes of contiguous storage with the keyword left-justified in its 8-byte location and padded on the right with blanks.

Table 215. Keywords for TR-34 Bind-Complete	
Keyword	Meaning
<i>Requested action (one, required).</i>	

<i>Table 215. Keywords for TR-34 Bind-Complete (continued)</i>	
Keyword	Meaning
BINDKRDC	TR34 BIND CTKRD creation service. Creates the KRD credential token that is needed by the KDH to take the next step in the TR-34 BIND action.
BINDRV	TR34 BIND CTKDH RECEIVE service. Receives and processes the token sent by the KDH to the KRD to accomplish the BIND action in the TR-34 protocol. This binds the KRD to the KDH for a later key distribution action.
UNBINDRV	TR34 UNBIND UBTKDH RECEIVE service. Receives and processes the token sent by the KDH to the KRD to accomplish the UNBIND action in the TR-34 protocol. This frees the KRD from the currently bound KDH and causes the KRD to remove all keys received while bound to this KDH.
REBINDRV	TR34 REBIND RBTKDH RECEIVE service. Receives and processes the token sent by the KDH to the KRD to accomplish the REBIND action in the TR-34 protocol. This frees the KRD from the current binding key of the KDH and binds the KRD to a new binding key from the KDH. This also causes the KRD to remove all keys received while bound to the KDH under the prior binding key.
Public Key Infrastructure Usage (one, optional).	
PKI-CHK	Specifies that the X.509 certificate for the other party (KRD) is to be validated against the trust chain of the PKI hosted in the adapter. This requires that the CA credentials have been installed using the Trusted Key Entry (TKE) workstation. This is required for compliance-tagged key token export with TR-34 services. This is the default. Cannot be combined with BINDKRDC. There are no other-party credentials to evaluate.
PKI-NONE	Specifies that the X.509 certificate for the other party (KRD) is not to be validated against the trust chain of the PKI hosted in the adapter. This is suitable if the certificate has been validated using host-based PKI services. Cannot be combined with BINDKRDC. There are no other-party credentials to evaluate.

input_token_length

Direction	Type
Input	Integer

The length of the *input_token* parameter in bytes. The maximum length is 3500 bytes. When the requested action keyword is BINDKRDC, the value must be 0.

input_token

Direction	Type
Input	String

The DER encoded TR-34 token object. The requested action keyword defines the object.

When the *input_token_length* is zero, this parameter is ignored.

The requested action keyword determines the input token:

BINDRV

The BIND token received from the KDH (CTKDH).

UNBINDRV

The UNBIND token received from the KDH (UBTKDH).

REBINDRV

The REBIND token received from the KDH (RBTkDH).

cred_kdh_length

Direction	Type
Input	Integer

The length of the *cred_kdh* parameter in bytes. The maximum length is 3500 bytes. When the requested action keyword is BINDKRDC or BINDRV, the value must be 0.

cred_kdh

Direction	Type
Input	String

The X.509 certificate that is the credential of the KDH for the requested service. The certificate may be in DER or PEM format.

When the *cred_kdh_length* is zero, this parameter is ignored.

Note: This service is acting as the KDH so the *cred_kdh* is not expected to validate against the internal PKI of the adapter. Use the PKI-NONE keyword to override this validation.

cred_krd_length

Direction	Type
Input/Output	Integer

The length of the *cred_krd* parameter in bytes. The maximum length is 3500 bytes. When the requested action keyword is BINDRV, the value must be 0.

cred_krd

Direction	Type
Input/Output	String

The X.509 certificate that is the credential of the KRD for the requested service (the CredKRD). The certificate may be in DER or PEM format.

When the *cred_krd_length* is zero, this parameter is ignored.

Note: This service is acting as the KDH so the *cred_krd* is normally expected to validate against the internal PKI of the adapter. Use the PKI-NONE keyword to override this validation,

random_number_token_length

Direction	Type
Input	Integer

The length of the *random_number_token* parameter. The maximum length is 200 bytes. When the requested action keyword is BINDKRDC or BINDRV, the value must be zero.

random_number_token

Direction	Type
Input	String

The DER encoded random number token RTKRD that was sent to the KDH. The *random_number_token* is used by the KRD to validate the random number sent by the KDH in the *input_token* parameter.

When the *random_number_token_length* is zero, this parameter is ignored.

output_token_length

Direction	Type
Input/Output	Integer

The length of the *output_token* parameter in bytes. The maximum length is 3500 bytes. On input, the value is the size of the buffer to receive the *output_token*. On output, the value is the actual size of the data returned in the *output_token* parameter.

When the requested action keyword is UNBINDRV, the value must be zero.

output_token

Direction	Type
Output	String

The generated DER encoded TR-34 token.

BINDKRDC

The TR-34 credential token for the KRD (CTKRD).

BINDRV and REBINDRV

The TR-34 credential X.509 certificate for the KDH (CredKDH).

When the *output_token_length* is zero, this parameter is ignored.

reserved_data_length

Direction	Type
Input/Output	Integer

This parameter is reserved. The value must be zero.

reserved_data

Direction	Type
Input/Output	String

This parameter is ignored.

Required commands

The required commands for CSNDT34C.

This verb requires the following commands to be enabled in the active role:

Rule array keyword	Offset	Command
BINDKRDC	X'01F5'	TR-34 Bind-Complete - Allow BINDKRDC.
BINDRV	X'01F6'	TR-34 Bind-Complete - Allow BINDRV.

Rule array keyword	Offset	Command
UNBINDRV	X'01F7'	TR-34 Bind-Complete - Allow UNBINDRV.
REBINDRV	X'01F8'	TR-34 Bind-Complete - Allow REBINDRV.
PKI-NONE	X'01FF'	Permit X.509 without PKI root validation.

Usage notes

The usage notes for CSNDT34C.

None.

JNI version

This verb has a Java Native Interface (JNI) version, which is named CSNDT34CJ.

See [“Building Java applications using the CCA JNI”](#) on page 23.

Format

```
public native void CSNDT34CJ(
    hikmNativeNumber return_code,
    hikmNativeNumber reason_code,
    hikmNativeNumber exit_data_length,
    byte[] exit_data,
    hikmNativeNumber rule_array_count,
    byte[] rule_array,
    hikmNativeNumber input_token_length,
    byte[] input_token,
    hikmNativeNumber cred_kdh_length,
    byte[] cred_kdh,
    hikmNativeNumber cred_krd_length,
    byte[] cred_krd,
    hikmNativeNumber random_number_token_length,
    byte[] random_number_token,
    hikmNativeNumber output_token_length,
    byte[] output_token,
    hikmNativeNumber reserved_data_length,
    byte[] reserved_data);
```

TR-34 Key Distribution (CSNDT34D)

Use the TR-34 Key Distribution verb for operations that take place at the Key Distribution Host (KDH) during TR-34-key-transport related operations, as specified in X9 TR34-2012.

The TR-34 protocol describes the data objects and cryptograms needed for securely provisioning a symmetric key from a Key Distribution Host (KDH) to a Key Receiving Device (KRD). Although designed for 1-way key distribution, such as between a host computer (KDH) and an ATM (KRD), the protocol can be used for peer-to-peer key distribution as well. The main requirement for either use of the protocol is a Certificate Authority (CA) trusted by both the KDH and the KRD.

This service is used to perform these operations:

- 2PASSCRE: The TR34 Key Transport (2-pass) token (KT-KDH) CREATE service.
 - Kn-T: (INPUT, *source_key_identifier*). CCA key token to be exported to the KRD.
 - KEK-N: (INPUT, *unwrap_kek_identifier*). CCA internal key token for KEK to unwrap Kn-T.
 - RT-KRD: (INPUT, *freshness_indicator*). Random number token received from KRD.
 - CRL-CA: (INPUT, *crl*). Certificate Revocation List from CA.
 - CredKDH: (INPUT, *cred_kdh*). KDH credential (X.509 certificate) with ID and public key.

- CredKRD: (INPUT, *cred_krd*). KRD credential (X.509 certificate) with ID and public key. The public key from this is used to RSA-encipher the RSA-encrypted part of the key block.
- D-kdh: (INPUT, *private_key_identifier*). Private key to sign data block.
- KVN: (INPUT, *key_version_number*). Two-byte version number for TR-31 Key block header.
- Opt-blocks: (INPUT, *opt_blocks*). Application generated optional blocks for TR-31 Key block header.
- KT-KDH: (OUTPUT, *output_token*). Key transport (2-pass) token in DER format.
- 1PASSCRE: The TR34 Key Transport (1-pass) token (KT-KDH) CREATE service.
 - Kn-T: (INPUT, *source_key_identifier*). CCA key token to be exported to the KRD.
 - KEK-N: (INPUT, *unwrap_kek_identifier*). CCA internal key token for KEK to unwrap Kn-T.
 - Timestamp: (INPUT, *freshness_indicator*). Freshness indicator to defend against replay attacks.
 - CRL-CA: (INPUT, *crl*). Certificate Revocation List from CA.
 - CredKDH: (INPUT, *cred_kdh*). KDH credential (X.509 certificate) with ID and public key.
 - CredKRD: (INPUT, *cred_krd*). KRD credential (X.509 certificate) with ID and public key. The public key from this is used to RSA-encipher the RSA-encrypted part of the key block.
 - D-kdh: (INPUT, *private_key_identifier*). Private key to sign data block.
 - KVN: (INPUT, *key_version_number*). Two-byte version number for TR-31 Key block header.
 - Opt-blocks: (INPUT, *opt_blocks*). Application generated optional blocks for TR-31 Key block header.
 - KT-KDH: (OUTPUT, *output_token*), Key transport (1-pass) token in DER format.

Notes:

1. This verb supports PCI-HSM 2016 compliant-tagged key tokens.
2. Comp-tag AES and DES tokens are exportable using this service. A comp-tag RSA private key is required.
3. The RT-KRD token can be created with correct formatting using the RT-KRD processing of the CSNBRNGL service. See [“Random Number Generate \(CSNBRNG\)” on page 388](#) for more details.
4. RSA 2048 bit and 3072 bit keys will be supported by CCA. This allows strength equivalent to an AES 128-bit key. TR-34 explicitly supports only RSA 2048-bit keys so some vendors will only support that key size.

Format

The format of CSNDT34D.

```
CSNDT34D(
    return_code,
    reason_code,
    exit_data_length,
    exit_data,
    rule_array_count,
    rule_array,
    source_key_identifier_length,
    source_key_identifier,
    unwrap_kek_identifier_length,
    unwrap_kek_identifier,
    freshness_indicator_length,
    freshness_indicator,
    crl_length,
    crl,
    cred_kdh_length,
    cred_kdh,
    cred_krd_length,
    cred_krd,
    private_key_identifier_length,
    private_key_identifier,
    key_version_number,
    opt_blocks_length,
    opt_blocks,
    output_token_length,
    output_token,
```

```
reserved_data_length,
reserved_data)
```

Parameters

The parameter definitions for CSNDT34D.

For the definitions of the *return_code*, *reason_code*, *exit_data_length*, and *exit_data* parameters, see “Parameters common to all verbs” on page 18.

rule_array_count

Direction	Type
Input	Integer

The number of keywords you supplied in the *rule_array* parameter. The value must be 5 - 8, inclusive.

rule_array

Direction	Type
Input	Character

The *rule_array* contains keywords that provide control information to the callable service. The keywords must be in contiguous storage with each of the keywords left-justified in its own 8-byte location and padded on the right with blanks.

Table 216. Keywords for TR-34 Key Distribution	
Keyword	Meaning
Requested action (one, required).	
2PASSCRE	TR34 Key Transport (2-pass) KTKDH CREATE service.
1PASSCRE	TR34 Key Transport (1-pass) KTKDH CREATE service.
Public Key Infrastructure Usage (one, optional).	
PKI-CHK	Specifies that the X.509 certificate for the other party (KRD) is to be validated against the trust chain of the PKI hosted in the adapter. This requires that the CA credentials have been installed using the Trusted Key Entry (TKE) workstation. This is required for compliance-tagged key token export with TR-34 services. This is the default.
PKI-NONE	Specifies that the X.509 certificate for the other party (KRD) is not to be validated against the trust chain of the PKI hosted in the adapter. This is suitable if the certificate has been validated using host-based PKI services.
Source key algorithm (one, required).	
SKEY-DES	Specifies that the <i>source_key_identifier</i> is a DES key. If the <i>source_key_identifier</i> is external then the <i>unwrap_kek_identifier</i> is also a DES key.
SKEY-AES	Specifies that the <i>source_key_identifier</i> is an AES key. If the <i>source_key_identifier</i> is external then the <i>unwrap_kek_identifier</i> is also an AES key.
Key block version (one, required). Specifies which version of the TR-31 key block to use. However, this value has no impact to the wrapping of the TR-34 key block or format of the key block. Choose this value for compatibility with the target KRD.	
VARXOR-A	Specifies to use TR-31 Key Block Version ID of "A" (X'41'). This is typically a DES version.

Table 216. Keywords for TR-34 Key Distribution (continued)	
Keyword	Meaning
VARDRV-B	Specifies to use TR-31 Key Block Version ID of "B" (X'42'). This is typically a DES version.
VARXOR-C	Specifies to use TR-31 Key Block Version ID of "C" (X'43'). This is typically a DES version.
VARDRV-D	Specifies to use TR-31 Key Block Version ID of "D" (X'44'). This is typically for AES or DES.
EncryptedContent format (one, optional). TR-34-2012 in examples B.8 and B.9 places the EncryptedContent according to X9.73, after the ContentEncryptionAlgorithmIdentifier. TR-34-2019 has changed this, introducing a small incompatibility, placing the EncryptedContent as the last field inside of the ContentEncryptionAlgorithmIdentifier. Check with your ATM vendor to ensure that you are using the correct option.	
T34-2012	Builds the EncryptedContentInfo section of the EnvelopedData of the <i>output_token</i> according to the sample description in X9 TR-34-2012 sections B.8 and B.9. The EncryptedContent appears after the ContentEncryptionAlgorithmIdentifier. This keyword impact applies to either the 1PASSCRE or 2PASSCRE <i>output_token</i> as the compatibility issue applies to both. This is the default.
T34-2019	Builds the EncryptedContentInfo section of the EnvelopedData of the <i>output_token</i> according to the sample description in X9 TR-34-2019 sections B.8 and B.9. The EncryptedContent appears inside the ContentEncryptionAlgorithmIdentifier. This keyword impact applies to either the 1PASSCRE or 2PASSCRE <i>output_token</i> as the compatibility issue applies to both.

Table 217. TR-31 key usage value for output key block			
Keyword	TR-31 key usage	CCA key types	Meaning
TR-31 key usage value for output key block (one required). The TR-34 key transport key block contains a TR-31 key header contains the key usage.			
KEK	"K0"	IMPORTER or EXPORTER DES or AES.	Specifies to export a key-encrypting key (KEK) to an external TR-31 key block. You must select one TR-31 mode of key use keyword from Table 222 on page 796 with this usage keyword. The table shows all the supported translations for key usage keyword KEK. It also shows the access control commands that must be enabled in the active role to use the combination of inputs shown.
KEK-WRAP	"K1"	IMPORTER or EXPORTER DES or AES. AES must have TR-31 wrap permission.	AES must have TR-31 wrap permission. Specifies to export a TR-31 key block protection key (KEK-WRAP) to an external TR-31 key block. You must select one TR-31 mode of key use keyword from Table 222 on page 796 with this usage keyword. The table shows all the supported translations for key usage keyword KEK-WRAP. It also shows the access control commands that must be enabled in the active role to use the combination of inputs shown.

Table 218. TR-31 mode of key use			
Keyword	TR-31 key usage	CCA key types	Meaning
TR-31 mode of key use (one required). Only those TR-31 modes shown are supported. Modes requested must match or be included in the capabilities of the key being exported. For example, DEC-ONLY and GENVER cannot be used if the exported key has ENC-ONLY capability.			
DEC-ONLY	"D"	KEK, KEK-WRAP	Specifies to decrypt and unwrap only.
ENC-ONLY	"E"	KEK, KEK-WRAP	Specifies to encrypt and wrap only.

Table 219. TR-31 exportability		
Keyword	TR-31 mode	Meaning
TR-31 exportability (one, optional). Use to set exportability field in TR-31 key block. Defines whether the key may be transferred outside the cryptographic domain in which the key is found.		
EXP-ANY	"E"	Specifies that the key in the TR-31 key block is exportable under a key-encrypting key in a form that meets the requirements of X9.24 Parts 1 or 2. This is the default.
EXP-TRST	"S"	Specifies that the key in the TR-31 key block is sensitive, exportable under a key-encrypting key in a form not necessarily meeting the requirements of X9.24 Parts 1 or 2. Note: A TR-31 key block with a key block version ID of "B" or "C" and an exportability field value of "E" cannot be wrapped by a key-encrypting key that is wrapped in ECB mode (legacy wrap mode). This is because ECB mode does not comply with ANS X9.24 Part 1.
EXP-NONE	"N"	Specifies that the key in the TR-31 key block is non-exportable.

The following tables map the CCA key types for the DES and AES keys to the corresponding allowed key usage keywords and mode of use keywords, as well as the access control points that are required.

Table 220. Export translation table for DES keys in TR-34 key blocks					
CCA key type (and required attributes)	Key usage keyword	Key block protection method keyword	TR-31 mode of key use keyword	Offset (hex)	Access control name
Security note: The TR-31 modes requested must match or be included in the capabilities of the key being exported. For example, DEC-ONLY and GENVER cannot be used if the exported key has ENC-ONLY capability.					
DES EXPORTER	KEK ("K0")	VARXOR-A, VARDRV-B, VARXOR-C, VARDRV-D	ENC-ONLY ("E")	0242	TR-34 Key Distribution - Permit DES EXPORTER to K0 or K1
	KEK-WRAP ("K1")				

Table 220. Export translation table for DES keys in TR-34 key blocks (continued)

CCA key type (and required attributes)	Key usage keyword	Key block protection method keyword	TR-31 mode of key use keyword	Offset (hex)	Access control name
DES IMPORTER	KEK ("K0")	VARXOR-A, VARDRV-B, VARXOR-C, VARDRV-D	DEC-ONLY ("D")	0243	TR-34 Key Distribution - Permit DES IMPORTER to K0 or K1
	KEK-WRAP ("K1")				

Table 221. Export translation table for AES keys in TR-34 key blocks

CCA key type (and required attributes)	Key usage keyword	Key block protection method keyword	TR-31 mode of key use keyword	Offset (hex)	Access control name
Security note: The TR-31 modes requested must match or be included in the capabilities of the key being exported. For example, DEC-ONLY and GENVER cannot be used if the exported key has ENC-ONLY capability.					
AES EXPORTER	KEK ("K0")	VARDRV-D	ENC-ONLY ("E")	0244	TR-34 Key Distribution - Permit AES EXPORTER to K0
AES EXPORTER (EXPTT31D)	KEK-WRAP ("K1")	VARDRV-D	ENC-ONLY ("E")	0245	TR-34 Key Distribution - Permit AES EXPORTER to K1
AES IMPORTER	KEK ("K0")	VARDRV-D	DEC-ONLY ("D")	0246	TR-34 Key Distribution - Permit AES IMPORTER to K0
AES IMPORTER (IMPPT31D)	KEK-WRAP ("K1")	VARDRV-D	DEC-ONLY ("D")	0247	TR-34 Key Distribution - Permit AES IMPORTER to K1

source_key_identifier_length

Direction	Type
Input	Integer

Specifies the length in bytes of the *source_key_identifier* parameter. If the *source_key_identifier* contains a label, the length must be 64. Otherwise, the value must be between the actual length of the token and 900.

source_key_identifier

Direction	Type
Input/Output	String

The identifier of the key to be exported using the TR-34 protocol. The key identifier is an internal or external token or the label of an operational token in key storage. If the source key is an external

token, an identifier for the KEK that wraps the source key must be passed in the *unwrap_kek_identifier* parameter.

The control vector of a DES token or the key usage field of an AES token must not indicate that the key in the token is a partial key. Partial keys are not exportable using TR-34.

If the token supplied was encrypted under the old master key, the token will be returned encrypted under the current master key.

unwrap_kek_identifier_length

Direction	Type
Input	Integer

Specifies the length in bytes of the *unwrap_kek_identifier* parameter. When the *source_key_identifier* is an internal key, the value must be 0. When the *unwrap_kek_identifier* contains a label, the length must be 64. Otherwise, the value must be between the actual length of the token and 725.

unwrap_kek_identifier

Direction	Type
Input/Output	String

The identifier of the wrapping key of the source key identifier when the source key is an external token. The key identifier is an operational token or the key label of an operational token in key storage.

When the *unwrap_kek_identifier_length* is zero, this parameter is ignored.

The wrapping key must be a CCA DES key of type EXPORTER or OKEYXLAT, or an AES key with type EXPORTER.

If the token supplied was encrypted under the old master key, the token will be returned encrypted under the current master key.

freshness_indicator_length

Direction	Type
Input	Integer

The length of the *freshness_indicator* parameter in bytes. The maximum length is 200 bytes.

The value is determined by the requested action keyword:

2PASSCRE

This parameter contains the length of the random number token received from the KRD (RTKRD).

1PASSCRE

This parameter contains the length of the ASCII timestamp for use in the key transport token. The value must be 13 or 15.

freshness_indicator

Direction	Type
Input	String

The freshness indicator. The meaning is determined by the requested action keyword:

2PASSCRE

This parameter contains the DER encoded random number token received from the KRD (RT-KRD).

1PASSCRE

This parameter contains an ASCII timestamp for use in the key transport token. The timestamp is encoded as a SigningTime object in the token (OID of iso(1) member-body(2) us(840) rsdsi(113549) pkcs(1) pkcs-9(9) signing-time(5)}, defined in IETF RFC 2985). Two input

encodings are accepted for this parameter, UTCTime encoded as YYMMDDHHMMSSZ (13 bytes) and GeneralizedTime encoded as YYYYMMDDHHMMSSZ (15 bytes). Date ranges allowed for each format are:

GeneralizedTime

Dates between 1 January 2050 and 31 December 2105 (inclusive).

UTCTime

Dates between 1 January 1950 and 31 December 2049 (inclusive).

There must be an ASCII 'Z' character at the end. CCA will verify that timestamps passed with either encoding are valid timestamps, but will make no attempt to validate the timestamp against the clock inside the coprocessor.

crl_length

Direction	Type
Input	Integer

The length of the *crl* parameter in bytes. The maximum length is 3500 bytes.

crl

Direction	Type
Input	String

The certificate revocation list (CRL) from the certificate authority the is in common with the KRD for the requested service. The CRL may be in DER or PEM format.

cred_kdh_length

Direction	Type
Input	Integer

The length of the *cred_kdh* parameter in bytes. The maximum length is 3500 bytes.

cred_kdh

Direction	Type
Input	String

The X.509 certificate that is the credential of the KDH for the requested service. The certificate may be in DER or PEM format.

Note: This service is acting as the KDH so the *cred_kdh* is not expected to validate against the internal PKI of the adapter.

cred_krd_length

Direction	Type
Input	Integer

The length of the *cred_krd* parameter in bytes. The maximum length is 3500 bytes.

cred_krd

Direction	Type
Input	String

The X.509 certificate that is the credential of the KRD for the requested service (the CredKRD). The certificate may be in DER or PEM format.

The usage attributes in the X.509 certificate must allow keyEncipherment. The public key will be extracted and used to encrypt the ephemeral key wrapping key that protects the TMK that is being transported

Note: This service is acting as the KDH so the *cred_krd* is normally expected to validate against the internal PKI of the adapter. Use the PKI-NONE keyword to override this validation,

private_key_identifier_length

Direction	Type
Input	Integer

The length of the *private_key_identifier* parameter. If the *private_key_identifier* contains a label, the value must be 64. Otherwise, the value must be between the actual length of the token and 3500.

private_key_identifier

Direction	Type
Input	String

The identifier of the private key used to sign the output token. The key identifier is an operational RSA secure token or the label of such a token in key storage.

The key usage of the token must allow digital signature. Retained private keys are not supported in this service.

key_version_number

Direction	Type
Input	String

The two-byte value to be copied into the Key Version Number field of the output TR-31 key block. If no key version number is needed, the value must be EBCDIC ("00"). The value is not allowed to indicate a partial key.

opt_blks_length

Direction	Type
Input	Integer

The length of the *opt_blocks* parameter in bytes. If no optional data is to be included in the TR-31 key block, this parameter must be set to zero.

opt_blks

Direction	Type
Input	String

The optional block data to be included in the output TR-31 key block. The optional block data is prepared using the TR-31 Optional Data Build callable service and must be in ASCII. This parameter is ignored if *opt_blks_length* is zero.

output_token_length

Direction	Type
Input/Output	Integer

The length of the *output_token* parameter in bytes. The maximum length is 3500 bytes. On input, the value is the size of the buffer to receive the *output_token*. On output, the value is the actual size of the data returned in the *output_token* parameter.

output_token

Direction	Type
Output	String

The generated DER encoded TR-34 token.

2PASSCRE

This parameter will contain the 2 pass TR-34 key transport token (KTKDH).

1PASSCRE

This parameter will contain the 1 pass TR-34 key transport token (KTKDH).

reserved_data_length

Direction	Type
Input/Output	Integer

This parameter is reserved. The value must be zero.

reserved_data

Direction	Type
Input/Output	String

This parameter is ignored.

Required commands

The required commands for CSNDT34D.

This verb requires the following commands to be enabled in the active role:

Rule array keyword	Offset	Command
2PASSCRE	X'01FA'	TR-34 Key Distribution – Allow 2PASSCRE.
1PASSCRE	X'01FB'	TR-34 Key Distribution – Allow 1PASSCRE.
PKI-NONE	X'01FF'	Permit X.509 without PKI root validation.

Table 222. Valid CCA to TR-34 Export Translations and required commands			
TR-31 key usage keyword	Command	Offset (hex)	Specific key type and control vector attributes
"K0" and "K1": TR-31 key encryption or wrapping, or key block protection keys			
KEK KEK-WRAP	TR-34 Key Distribution - Permit DES EXPORTER to K0 or K1	0242	See Table 220 on page 791.
KEK KEK-WRAP	TR-34 Key Distribution - Permit DES IMPORTER to K0 or K1	0243	

Table 222. Valid CCA to TR-34 Export Translations and required commands (continued)

TR-31 key usage keyword	Command	Offset (hex)	Specific key type and control vector attributes
KEK	TR-34 Key Distribution - Permit DES EXPORTER to K0	0244	See Table 221 on page 792 .
KEK KEK-WRAP	TR-34 Key Distribution - Permit DES EXPORTER to K1	0245	
KEK	TR-34 Key Distribution - Permit DES IMPORTER to K0	0246	
KEK KEK-WRAP	TR-34 Key Distribution - Permit DES IMPORTER to K1	0247	

Usage notes

The usage notes for CSNDT34D.

None.

JNI version

This verb has a Java Native Interface (JNI) version, which is named CSNDT34DJ.

See [“Building Java applications using the CCA JNI” on page 23](#).

Format

```
public native void CSNDT34DJ(
    hikmNativeNumber return_code,
    hikmNativeNumber reason_code,
    hikmNativeNumber exit_data_length,
    byte[] exit_data,
    hikmNativeNumber rule_array_count,
    byte[] rule_array,
    hikmNativeNumber source_identifier_length,
    byte[] source_identifier,
    hikmNativeNumber nwrap_kek_identifier_length,
    byte[] unwrap_kek_identifier,
    hikmNativeNumber freshness_indicator_length,
    byte[] freshness_indicator,
    hikmNativeNumber crl_length,
    byte[] crl,
    hikmNativeNumber cred_kdh_length,
    byte[] cred_kdh,
    hikmNativeNumber cred_krd_length,
    byte[] cred_krd,
    hikmNativeNumber private_identifier_length,
    byte[] private_identifier,
    byte[] key_version_number,
    hikmNativeNumber opt_blocks_length,
    byte[] opt_blocks,
    hikmNativeNumber output_token_length,
    byte[] output_token,
    hikmNativeNumber reserved_data_length,
    byte[] reserved_data);
```

TR-34 Key Receive (CSNDT34R)

Use the TR-34 Key Receive verb for operations that take place at the Key Receiving Device (KRD) during TR-34-protocol key-transport-related operations, as specified in X9 TR34-2012.

The TR-34 Protocol describes the data objects and cryptograms needed for securely provisioning a symmetric key from a Key Distribution Host (KDH) to a Key Receiving Device (KRD). Although designed for 1-way key distribution, such as between a host computer (KDH) and an ATM (KRD), the protocol can be used for peer-to-peer key distribution as well. The main requirement for either use of the protocol is a Certificate Authority (CA) trusted by both the KDH and the KRD.

This service is used to perform these operations:

- 2PASSRCV: The TR34 Key Transport (2-pass) token (KT-KDH) RECEIVE service.
 - KT-KDH: (INPUT, *input_token*). Key transport (2-pass) token received from KDH.
 - CredKDH: (INPUT, *cred_kdh*). KDH credential (X.509 certificate) with ID and public key.
 - RT-KRD: (INPUT, *input_freshness_indicator*). Token originally sent by the KRD to the KDH and now used for validation.
 - D-krd: (INPUT, *private_key_identifier*). The private key matching the public key in CredKRD.
 - Kn-T: (OUTPUT, *output_key_identifier*). CCA key token containing the transported TMK/KBPK.
- 1PASSRCV: The TR34 Key Transport (1-pass) token (KT-KDH) RECEIVE service.
 - KT-KDH: (INPUT, *input_token*). Key transport (1-pass) token received from KDH.
 - CredKDH: (INPUT, *cred_kdh*). KDH credential (X.509 certificate) with ID and public key.
 - Timestamp-min: (INPUT, *input_freshness_indicator*). Minimum timestamp value allowed, could be the last timestamp received or a bootstrap value.
 - D-krd: (INPUT, *private_key_identifier*). The private key matching the public key in CredKRD.
 - Kn-T: (OUTPUT, *output_key_identifier*). CCA key token containing the transported TMK/KBPK.
 - Timestamp-rcv: (OUTPUT, *output_freshness_indicator*). The timestamp value received in the KT-KDH.

Notes:

1. This verb supports PCI-HSM 2016 compliant-tagged key tokens.
2. Comp-tag AES and DES tokens are exportable using this service. A comp-tag RSA private key is required.
3. The RT-KRD token can be created with correct formatting using the RT-KRD processing of the CSNBRNGL service. See [“Random Number Generate \(CSNBRNG\)”](#) on page 388 for more details.
4. RSA 2048 bit and 3072 bit keys will be supported by CCA. This allows strength equivalent to an AES 128-bit key. TR-34 explicitly supports only RSA 2048-bit keys so some vendors will only support that key size.

Format

The format of CSNDT34R.

```
CSNDT34R(
    return_code,
    reason_code,
    exit_data_length,
    exit_data,
    rule_array_count,
    rule_array,
    input_token_length,
    input_token,
    cred_kdh_length,
    cred_kdh,
    input_freshness_indicator_length,
    input_freshness_indicator,
    private_key_identifier_length,
    private_key_identifier,
    output_key_identifier_length,
    output_key_identifier,
    output_freshness_indicator_length,
    output_freshness_indicator,
    reserved_data_length,
    reserved_data)
```

Parameters

The parameters for CSNDT34R.

For the definitions of the *return_code*, *reason_code*, *exit_data_length*, and *exit_data* parameters, see “Parameters common to all verbs” on page 18.

rule_array_count

Direction	Type
Input	Integer

The number of keywords you supplied in the *rule_array* parameter. The value must be 1 - 5.

rule_array

Direction	Type
Input	Character

The *rule_array* contains keywords that provide control information to the callable service. The keywords must be in contiguous storage with each of the keywords left-justified in its own 8-byte location and padded on the right with blanks.

Table 223. Keywords for TR-34 Key Receive	
Keyword	Meaning
Requested action (one, required).	
2PASSRCV	TR34 Key Transport (2-pass) KTKDH RECEIVE service.
1PASSRCV	TR34 Key Transport (1-pass) KTKDH RECEIVE service.
Public Key Infrastructure Usage (one, optional).	
PKI-CHK	Specifies that the X.509 certificate for the other party (KRD) is to be validated against the trust chain of the PKI hosted in the adapter. This requires that the CA credentials have been installed using the Trusted Key Entry (TKE) workstation. This is required for compliance-tagged key token export with TR-34 services. This is the default.
PKI-NONE	Specifies that the X.509 certificate for the other party (KRD) is not to be validated against the trust chain of the PKI hosted in the adapter. This is suitable if the certificate has been validated using host-based PKI services.
Freshness Indicator Usage (one, required with 1PASSRCV). Only valid with keyword 1PASSRCV.	
TIME-CHK	Specifies to check the timestamp in the <i>input_freshness_indicator</i> parameter against the timestamp in the KTKDH received in the <i>input_token</i> parameter. The verification step will only check that the timestamp in the KTKDH is newer than timestamp in the <i>input_freshness_indicator</i> parameter. The timestamp from the KTKDH will still be returned in the <i>output_freshness_indicator</i> parameter.
TIMENONE	Specifies to not check the timestamp in the <i>input_freshness_indicator</i> parameter against the timestamp in the KTKDH received in the <i>input_token</i> parameter. The timestamp from the KTKDH will be returned in the <i>output_freshness_indicator</i> parameter so that the application can verify the value.

Table 223. Keywords for TR-34 Key Receive (continued)

Keyword	Meaning
Key Wrapping Method (One Optional). Applicable only to DES algorithm imported keys.	
USECONFIG	Specifies that the configuration setting for the default wrapping method is to be used to wrap the key. This is the default.
WRAP-ENH	Specifies that the new enhanced wrapping method is to be used to wrap the key.
WRAP-ECB	Specifies that the original wrapping method is to be used.
Translation Control (One Optional). Applicable only to DES algorithm imported keys.	
ENH-ONLY	Specify this keyword to indicate that the key once wrapped with the enhanced method cannot be wrapped with the CCA legacy method. This restricts translation to the CCA legacy method. If the keyword is not specified, translation to the CCA legacy method will be allowed. This turns on bit 56 in the control vector.

Table 224. Input translation table for DES key usage

TR-31 mode of key use	Key block version ID	TR-31 mode of key use	Rule-array keywords	CCA key type and key-usage attributes of output key	Offset (hex)	Access control name
K0, K1	"A", "B", "C", "D"	"E"	N/A	EXPORTER	0248	TR-34 Key Receive – Permit DES EXPORTER
K0, K1	"A", "B", "C", "D"	"D"	N/A	IMPORTER	0249	TR-34 Key Receive – Permit DES IMPORTER

Table 225. Input translation table for AES key usage

TR-31 mode of key use	Key block version ID	TR-31 mode of key use	Rule-array keywords	CCA key type and key-usage attributes of output key	Offset (hex)	Access control name
K0	"D"	"E"	N/A	EXPORTER	024A	TR-34 Key Receive – Permit AES EXPORTER
		"D"	N/A	IMPORTER	024B	TR-34 Key Receive – Permit AES IMPORTER

Table 225. Input translation table for AES key usage (continued)

TR-31 mode of key use	Key block version ID	TR-31 mode of key use	Rule-array keywords	CCA key type and key-usage attributes of output key	Offset (hex)	Access control name
K1	"D"	"E"	N/A	EXPORTER + EXPTT31D	024C	TR-34 Key Receive – Permit AES EXPORTER with EXPTT31D
		"D"	N/A	IMPORTER + IMPTT31D	024D	TR-34 Key Receive – Permit AES IMPORTER with IMPTT31D

input_token_length

Direction	Type
Input	Integer

The length of the *input_token* parameter in bytes. The maximum length is 3500 bytes.

input_token

Direction	Type
Input	String

The DER encoded TR-34 token object. The requested action keyword defines the object.

2PASSRCV

This parameter must contain the 2 pass key transport token received from the KDH (KTKDH).

1PASSRCV

This parameter must contain the 1 pass key transport token received from the KDH (KTKDH)

cred_kdh_length

Direction	Type
Input	Integer

The length of the *cred_kdh* parameter in bytes. The maximum length is 3500 bytes.

cred_kdh

Direction	Type
Input	String

The X.509 certificate that is the credential of the KDH for the requested service. The certificate may be in DER or PEM format.

Note: This service is acting as the KDH so the *cred_kdh* is not expected to validate against the internal PKI of the adapter.

input_freshness_indicator_length

Direction	Type
Input/Output	Integer

The length of the *input_freshness_indicator* parameter in bytes. The maximum length is 200 bytes.

The value is determined by the requested action keyword:

2PASSRCV

This parameter contains the length of the random number token received from the KRD (RTKRD).

1PASSRCV

This parameter contains the length of the ASCII timestamp for use in the key transport token. The value must be 13 or 15. When TIMENONE is passed, the value must be 0.

input_freshness_indicator

Direction	Type
Input/Output	String

The freshness indicator. When the value of *input_freshness_indicator_length* is 0, this parameter is ignored.

The meaning is determined by the requested action keyword:

2PASSRCV

This parameter contains the DER encoded random number token received from the KRD (RT-KRD).

1PASSRCV

This parameter contains an ASCII timestamp for use in the key transport token. The timestamp is encoded as a SigningTime object in the token (OID of iso(1) member-body(2) us(840) rsadsi(113549) pkcs(1) pkcs-9(9) signing-time(5)}, defined in IETF RFC 2985). Two input encodings are accepted for this parameter, UTCTime encoded as YYMMDDHHMMSSZ (13 bytes) and GeneralizedTime encoded as YYYYMMDDHHMMSSZ (15 bytes). Date ranges allowed for each format are:

GeneralizedTime

Dates between 1 January 2050 and 31 December 2105 (inclusive).

UTCTime

Dates between 1 January 1950 and 31 December 2049 (inclusive).

There must be an ASCII 'Z' character at the end. CCA will verify that timestamps passed with either encoding are valid timestamps, but will make no attempt to validate the timestamp against the clock inside the coprocessor.

private_key_identifier_length

Direction	Type
Input	Integer

The length of the *private_key_identifier* parameter. If the *private_key_identifier* contains a label, the value must be 64. Otherwise, the value must be between the actual length of the token and 3500.

private_key_identifier

Direction	Type
Input	String

The identifier of the private key used to decrypt the key block in the input token. The key identifier is an operational RSA secure token or the label of such a token in key storage.

The key usage of the token must allow digital signature. Retained private keys are not supported in this service.

output_key_identifier_length

Direction	Type
Input/Output	Integer

The length of the *output_key_identifier* parameter, in bytes. On input, it specifies the length of the buffer for *output_key_identifier* and must be 64 bytes for DES keys and up to 725 bytes for AES keys. On output, it will contain the length of the token returned.

output_key_identifier

Direction	Type
Output	String

The received key token from the TR-34 key block. The output token will be a CCA internal key token containing the key received in the TR-34 key block.

output_freshness_indicator_length

Direction	Type
Input/Output	Integer

The length of the *output_freshness_indicator* parameter, in bytes. On input, it specifies the length of the buffer for *output_freshness_indicator* and must be at least 15 bytes long. On output, it will contain the length of the indicator returned. When the requested action keyword is 2PASSRCV, the value must be 0.

output_freshness_indicator

Direction	Type
Input/Output	String

The output freshness indicator. When the value of *output_freshness_indicator_length* is 0, this parameter is ignored.

When the requested action keyword is 1PASSRCV, this parameter contains the ASCII timestamp received in the key transport token received from the KDH. Two encodings are used for this parameter: UTCTime encoded as YYMMDDHHMMSSZ (13 bytes) and GeneralizedTime encoded as YYYYMMDDHHMMSSZ (15 bytes). Date ranges allowed for each format are:

UTCTime

Dates between 1 January 1970 and 31 December 2049 (inclusive).

GeneralizedTime

Dates between 1 January 2050 and 31 December 2105 (inclusive).

There will be an ASCII 'Z' character at the end. ICSF will verify that the timestamp returned is a valid timestamp from the key transport token received from the KDH (KT-KDH), but makes no attempt to validate the timestamp against the clock inside the coprocessor.

reserved_data_length

Direction	Type
Input/Output	Integer

This parameter is reserved. The value must be zero.

reserved_data

Direction	Type
Input/Output	String

This parameter is ignored.

Usage notes

The usage notes for CSNDT34R.

None.

Required commands

The access control points of CSNDT34R.

This verb requires the following commands to be enabled in the active role:

Rule array keyword	Offset	Command
2PASSRCV	X'01FD'	TR-34 Key Receive – Allow 2PASSRCV.
1PASSRCV	X'01FE'	TR-34 Key Receive – Allow 1PASSRCV.
PKI-NONE	X'01FF'	Permit X.509 without PKI root validation.

When key wrapping method keyword specifies a wrapping method that is not the default method, the **TR-34 Key Receive – Allow wrapping override keywords** access control must be enabled.

Table 226. Valid TR-34 to CCA import translations and required access controls

Rule array keyword	Command	Offset	Specific key type and control vector attributes
"K0" and "K1": TR-31 key encryption or wrapping, or key block protection keys			
N/A	TR-34 Key Receive - Permit DES EXPORTER	X'0248'	See Table 224 on page 800 .
	TR-34 Key Receive - Permit DES IMPORTER	X'0249'	
N/A	TR-34 Key Receive - Permit AES EXPORTER	X'024A'	See Table 225 on page 800 .
	TR-34 Key Receive - Permit AES IMPORTER	X'024B'	
	TR-34 Key Receive - Permit AES EXPORTER with EXPTT31D	X'024C'	
	TR-34 Key Receive - Permit AES IMPORTER with IMPTT31D	X'024D'	

JNI version

This verb has a Java Native Interface (JNI) version, which is named CSNDT34RJ.

See [“Building Java applications using the CCA JNI” on page 23](#).

Format

```
public native void CSNDT34RJ(
    hikmNativeNumber return_code,
    hikmNativeNumber reason_code,
    hikmNativeNumber exit_data_length,
    byte[] exit_data,
    hikmNativeNumber rule_array_count,
    byte[] rule_array,
    hikmNativeNumber input_token_length,
    byte[] input_token,
    hikmNativeNumber cred_kdh_length,
    byte[] cred_kdh,
```

```
hikmNativeNumber input_freshness_indicator_length,  
byte[]           input_freshness_indicator,  
hikmNativeNumber private_identifier_length,  
byte[]           private_identifier,  
hikmNativeNumber output_token_length,  
byte[]           output_token,  
hikmNativeNumber output_freshness_indicator_length,  
byte[]           output_freshness_indicator,  
hikmNativeNumber reserved_data_length,  
byte[]           reserved_data);
```


Chapter 15. TR-31 symmetric key management

These verbs support TR-31 symmetric key management.

- [“Key Export to TR31 \(CSNBT31X\)” on page 807](#)
- [“TR31 Key Import \(CSNBT31I\)” on page 843](#)
- [“TR31 Key Token Parse \(CSNBT31P\)” on page 875](#)
- [“TR31 Optional Data Build \(CSNBT31O\)” on page 879](#)
- [“TR31 Optional Data Read \(CSNBT31R\)” on page 882](#)

Key Export to TR31 (CSNBT31X)

Use the Key Export to TR31 verb to convert a proprietary CCA external or internal symmetric key-token and its attributes into a non-proprietary key block that is formatted under the rules of TR-31. Also, use the Key Export to TR31 verb to convert an AES or HMAC CCA key token to a TR-31 key block.

Note: The ANSI X9 TR-31-2018 optional block, which limits the hash algorithm of the HMAC key, is also supported.

After being exported into a TR-31 key block, the key and its attributes are ready to be interchanged with any outside third party who uses TR-31. The verb takes as input either an external or internal fixed-length DES key-token that contains a DES or Triple-DES (TDES) key, along with an internal DES EXPORTER or OKEYXLAT key-encrypting key used to wrap the external TR-31 key block.

The Key Export to TR31 verb is analogous to the Key Export verb, except that Key Export to TR31 accepts an external or internal fixed-length DES key-token as input, instead of only an internal fixed-length DES key-token, and it translates the key to an external non-CCA format instead of an external fixed-length DES key-token. The purpose of both verbs is to export a DES key to another party.

An external-to-external translation would not normally be called an *export* or *import operation*. Instead, it would be called a *key translation*, and would be handled by a verb such as Key Translate2. For practical reasons, the export of an external CCA DES key-token to external TR-31 format is supported by the Key Export to TR31 verb, and the import of an external TR-31 key block to an external CCA DES key-token is supported by the TR31 Key Import verb.

Note that the Key Export to TR31 verb does not support the translation of an external key from encipherment under one key-encrypting key to encipherment under a different key-encrypting key. When converting an external DES key to an external TR-31 format, the key-encrypting key used to wrap the external source key must be the same as the one used to wrap the TR-31 key block. If a translation of an external DES key from encipherment under one key-encrypting to a different key-encrypting key is desired, use the Key Translate or Key Translate2 verbs.

Both CCA and TR-31 define key attributes that control key usage. In both cases, the usage information is securely bound to the key so that the attributes cannot be changed in unintended or uncontrolled ways. CCA maintains its DES key attributes in a control vector (CV), while a TR-31 key block uses fields: *key usage*, *algorithm*, *mode of use*, and *exportability*.

Each attribute in a CCA control vector falls under one of these categories:

1. There is a one-to-one correspondence between the CV attribute and the TR-31 attribute. For these attributes, conversion is straightforward.
2. There is not a one-to-one correspondence between the CV attribute and the TR-31 attribute, but the attribute can be automatically translated when performing this export operation.
3. There is not a one-to-one correspondence between the CV attribute and the TR-31 attribute, in which case a rule-array keyword is defined to specify which attribute is used in the TR-31 key block.
4. Category (1), (2), or (3) applies, but there are some attributes that are lost completely on translation (for example, key-generating bits in key-encrypting keys).

5. None of the above categories applies, because the key type, its attributes, or both simply cannot be reasonably translated into a TR-31 key block.

The control vector is always checked for compatibility with the TR-31 attributes. It is an error if the specified TR-31 attributes are in any way incompatible with the control vector of the input key. In addition, access control points are defined that can be used to restrict the permitted attribute conversions.

The TR-31 key block has a header that can contain optional blocks. Optional blocks become securely bound to the key by virtue of the MAC on the TR-31 key block. The *opt_blocks* parameter is provided to allow a complete and properly formatted optional block structure to be included as part of the TR-31 key block that is returned by the verb. The TR31 Optional Data Build (CSNBT31O) verb can be used to construct an optional block structure, one optional block at a time.

An optional block has a 2-byte ASCII block ID value that determines the use of the block. The use of a particular optional block is either defined by TR-31, or it has a proprietary use. An optional block that has a block ID with a numeric value is a proprietary block. IBM has its own proprietary optional block to contain a CCA control vector. See [“TR-31 optional block data” on page 1169](#) for a description of the IBM-defined data.

To include a copy of the control vector from the DES source key in an optional block of the TR-31 key block, specify the ATTR-CV or INCL-CV control vector transport control keyword in the rule array. If either optional keyword is specified, the verb copies the single-length or double-length control vector field from the source key into the optional data field of the TR-31 header. The TR31 Key Import verb can later extract this data and use it as the control vector for the CCA key that it creates when importing the TR-31 key block. This method provides a way to use TR-31 for transport of CCA keys and to make the CCA key have identical control vectors on the sending and receiving nodes.

Prior to Release 5.4, the verb can only be used to package DES cryptographic keys for transport in an external TR-31 key block wrapped under a DES key-encrypting key using key block version IDs (also called methods) "A", "B", or "C" based on ASC X9 TR 31-2018. The mechanism is designed to use AES as the wrapping cipher. Beginning with Release 5.4, DES and TDES keys can be wrapped with an AES key block protection key using ISO 20038 method "D":

- Method "D" is applicable to all prior exportable DES key types and translations to the "D" key block version ID (protection method). Some DES translation options are restricted according to the method. In all cases, method "D" follows the same restrictions in place for method "B".
- An AES EXPORTER key-encrypting key with usage EXPTT31D (Release 5.4 or later) allowed is required for wrapping the output TR-31 key block that contains a DES key. In addition, usage WR-DES must be allowed.

Beginning with Release 5.4 and Release 6.2, support is added to package AES cryptographic keys for transport in an external TR-31 key block wrapped under an AES key-encrypting key using a method based on ISO 20038:

- AES keys can be wrapped with an AES key block protection key using method "D". Method "D" is limited to the following AES key types:

CIPHER	DKYGENKY	EXPORTER	IMPORTER	MAC	PINPROT
--------	----------	----------	----------	-----	---------

- An AES EXPORTER key encrypting key with usage EXPTT31D (Release 5.4 or later) allowed is required for wrapping the output TR-31 key block that contains an AES key. In addition, usage WR-AES must be allowed.

Beginning with Release 5.6, support is added to package HMAC cryptographic keys for transport in an external TR-31 key block wrapped under an AES key-encrypting key using a method based on ISO 20038 or ASC X9 TR 31-2018 as determined by the HMAC hash algorithm limit keyword specified in the rule array. HMAC keys can be wrapped with an AES key block protection key using method "D". The only supported HMAC key type is MAC.

Note: ISO 20038 and ASC X9 TR 31-2018 represent the HMAC hash algorithm limit in different ways:

- ISO 20038 represents hash limit in the algorithm value at offset 7. An HMAC key limited to SHA-1 uses ASCII "H" for the algorithm and SHA-2 uses ASCII "I".
- ASC X9 TR 31-2018 uses "H" for the algorithm value at offset 7 and represents the hash algorithm limit in an optional block with block ID "HM".

Both CCA and TR-31 define key attributes that control key usage. In both cases, the usage information is securely bound to the key so that the attributes cannot be changed in unintended or uncontrolled ways. CCA maintains its DES key attributes in a control vector (CV). CCA maintains its AES and HMAC key attributes in key usage and key management fields, while a TR-31 key block uses fields *key usage*, *algorithm*, *mode of use*, and *exportability*.

The ATTR-CV and INCL-CV keywords both cause the control vector to be included in a TR-31 optional block, but each has a different purpose:

ATTR-CV

Causes a copy of the control vector to be included, but both the TR-31 usage and mode of use fields in the non-optional part of the TR-31 key block header are set to IBM proprietary values. These values, described in “TR-31 optional block data” on page 1169, indicate that the usage and mode information are specified in the control vector of the optional block and not in the TR-31 header. The restrictions imposed by the setting of the relevant access control points are bypassed, and any CCA key can be exported as long as the export control fields in the control vector allow it.

INCL-CV

Causes a copy of the control vector to be included as additional detail. The resulting attributes set in the non-optional part of the TR-31 key block header are identical to not using either keyword, except that the value for the number of optional blocks is increased by one. The export operation is still subject to the restrictions imposed by the settings of the relevant access control points.

Note: This verb supports PCI-HSM 2016 compliant-tagged key tokens.

With PCI-HSM 2016, CCA introduces compliance-tagged key support for domains that enter compliance mode. Compliance-tagged TDES keys may be converted to or from TR-31 key blocks. The wrapping key encrypting key (KEK) must be compliance-tagged as well as the key to be exported or imported. A compliance-tagged KEK cannot be used to import or export a key that is not compliance-tagged.

Format

The format of CSNBT31X.

```
CSNBT31X(
    return_code,
    reason_code,
    exit_data_length,
    exit_data,
    rule_array_count,
    rule_array,
    key_version_number,
    key_field_length,
    source_key_identifier_length,
    source_key_identifier,
    unwrap_kek_identifier_length,
    unwrap_kek_identifier,
    wrap_kek_identifier_length,
    wrap_kek_identifier,
    opt_blocks_length,
    opt_blocks,
    tr31_key_block_length,
    tr31_key_block)
```

Parameters

The parameters for CSNBT31X.

For the definitions of the *return_code*, *reason_code*, *exit_data_length*, and *exit_data* parameters, see “Parameters common to all verbs” on page 18.

rule_array_count

Direction: Input

Type: Integer

A pointer to an integer variable containing the number of elements in the *rule_array* variable. The value must be 2, 3, 4 or 5.

rule_array

Direction: Input

Type: String array

A pointer to a string variable containing an array of keywords. The keywords are 8 bytes in length and must be left-aligned and padded on the right with space characters. The *rule_array* keywords for this verb are shown in [Table 227](#) on page 810.

<i>Table 227. Keywords for Key Export to TR31 control information</i>	
Keyword	Meaning
<i>Source key algorithm</i> (one optional).	
SKEY-AES	Specifies that the source_key_identifier parameter identifies an AES key-token or the label of a key record in AES key-storage. Only valid with keyword VARDRV-D.
SKEY-DES	Specifies that the source_key_identifier parameter identifies a DES key-token or the label of a key record in DES key-storage. This is the default.
SKEYHMAC	Specifies that the source_key_identifier parameter identifies an HMAC key-token or the label of a key record in HMAC key-storage. Only valid with keyword VARDRV-D.
<i>Key block protection method</i> (one required). Specifies which version of the TR-31 key block to use for exporting the CCA DES key. The version defines the method by which the key block is cryptographically protected and the content and layout of the block.	
VARXOR-A	Specifies to use the variant method corresponding to TR-31 Key Block Version ID of "A" (X'41'). This is a DES method and uses a DES wrapping key to protect a DES key.
VARDRV-B	Specifies to use the Key Derivation Binding Method 2010 Edition. Corresponds to TR-31 Key Block Version ID of "B" (X'42'). This is a DES method and uses a DES wrapping key to protect a DES key.
VARXOR-C	Specifies to use the Key Variant Binding Method 2010 Edition. Corresponds to TR-31 Key Block Version ID of "C" (X'43'). This is a DES method and uses a DES wrapping key to protect a DES key.
VARDRV-D	Specifies to protect the key block using the AES variant method corresponding to TR-31 Key Block Version ID of "D" (0x44). Required with DK proprietary export keywords TYPATO11, TYPBTO10, or DMPOTO12. This is a AES method and uses an AES wrapping key to protect a DES, AES, or HMAC key.
<i>Control vector transport control</i> (one, optional). If no keyword from this group is provided, or keyword INCL-CV is specified, the control vector in the CCA key token identified by the <i>source_key_identifier</i> parameter is verified to agree with the TR-31 key usage and mode of key use keywords specified from the groups below.	
INCL-CV	Specifies to copy the control vector from the CCA key-token into an optional proprietary block that is included in the TR-31 key block header. See Table 330 on page 1169. The TR-31 key usage and mode of use fields indicate the key attributes. Those attributes, as derived from the keywords specified, must be compatible with the ones in the included CV. In addition, the export of the key must meet the translation and ACP authorizations indicated in the export translation table for the specified keywords. A key usage keyword and a mode of use keyword are required when this keyword is specified.

<i>Table 227. Keywords for Key Export to TR31 control information (continued)</i>	
Keyword	Meaning
ATTR-CV	Same as keyword INCL - CV, except that the key usage field of the TR-31 key block (byte number 5 - 6) is set to the proprietary value "10" (X'3130'), and the mode of use field (byte number 8) is set to the proprietary value "1" (X'31'). These proprietary values indicate that the key usage and mode of use attributes are specified by the CV in the optional block. For this option, only the general ACPs related to export are checked, not the ones relating to specific CCA to TR-31 translations. No key usage or mode of use keywords are allowed when this keyword is specified.
<i>TR-31 key usage value for output key (one required). Not valid if ATTR-CV keyword is specified. Only those TR-31 modes of key use shown are supported.</i>	

<i>Table 228. Keywords for Key Export to TR31 control information - Part 2</i>			
Keyword	TR-31 modes of key use	CCA usage keyword	Meaning
BDK	"BO"	KEYGENKY	Specifies to export to a TR-31 base derivation key (BDK). You must select one mode of use keyword from Table 230 on page 819 with this usage keyword. The table shows all of the supported translations for key usage keyword BDK. It also shows the access control commands that must be enabled in the active role in order to use the combination of inputs shown.
CVK	"CO"	MAC or DATA	Specifies to export to a TR-31 CVK card verification key. You must select one mode of use keyword from Table 231 on page 820 with this usage keyword. The table shows all of the supported translations for key usage keyword CVK. It also shows the access control commands that must be enabled in the active role in order to use the combination of inputs shown.
ENC	"DO"	ENCIPHER, DECIPHER, CIPHER, or DATA	Specifies to export to a TR-31 data encryption key. You must select one mode of use keyword from Table 232 on page 822 with this usage keyword. The table shows all of the supported translations for key usage keyword ENC. It also shows the access control commands that must be enabled in the active role in order to use the combination of inputs shown.
KEK	"KO"	EXPORTER or OKEYLAT	Specifies to export to a TR-31 key-encryption or wrapping key. You must select one mode of use keyword from Table 233 on page 822 with this usage keyword. The table shows all of the supported translations for key usage keyword KEK. It also shows the access control commands that must be enabled in the active role in order to use the combination of inputs shown.

Table 228. Keywords for Key Export to TR31 control information - Part 2 (continued)

Keyword	TR-31 modes of key use	CCA usage keyword	Meaning
KEK-WRAP	"K1"	IMPORTER or IKEXLAT	Specifies to export to a TR-31 key block protection key. You must select one mode of use keyword from Table 233 on page 822 with this usage keyword. The table shows all of the supported translations for key usage keyword KEK-WRAP. It also shows the access control commands that must be enabled in the active role in order to use the combination of inputs shown.
KEK-WRK4	"K4"	DES IMPORTER, AES IMPORTER, DES EXPORTER, AES EXPORTER, DES IKEYXLAT, or DES OKEYXLAT	Specifies to export an AES key encrypting key to an ISO 20038 key block protection key. You must select one mode of use keyword from Table 233 on page 822 with this usage keyword. The table shows all of the supported translations for key usage keyword KEK-WRK4. It also shows the access control commands that must be enabled in the active role in order to use the combination of inputs shown.
ISOMAC0	"M0"	MAC, MACVER, DATA, DATAM, or DATAMV	Specifies to export to a TR-31 ISO 16609 MAC algorithm 1 (using TDEA) key. You must select one mode of use keyword from Table 234 on page 824 with this usage keyword. The table shows all of the supported translations for key usage keyword ISOMAC0. It also shows the access control commands that must be enabled in the active role in order to use the combination of inputs shown.
ISOMAC1	"M1"	MAC, MACVER, DATA, DATAM, or DATAMV	Specifies to export to a TR-31 ISO 9797-1 MAC algorithm 1 key. You must select one mode of use keyword from Table 234 on page 824 with this usage keyword. The table shows all of the supported translations for key usage keyword ISOMAC1. It also shows the access control commands that must be enabled in the active role in order to use the combination of inputs shown.
ISOMAC3	"M3"	MAC, MACVER, DATA, DATAM, or DATAMV	Specifies to export to a TR-31 ISO 9797-1 MAC algorithm 3 key. You must select one mode of use keyword from Table 234 on page 824 with this usage keyword. The table shows all of the supported translations for key usage keyword ISOMAC3. It also shows the access control commands that must be enabled in the active role in order to use the combination of inputs shown.

<i>Table 228. Keywords for Key Export to TR31 control information - Part 2 (continued)</i>			
Keyword	TR-31 modes of key use	CCA usage keyword	Meaning
ISOMAC6	"M6"	MAC	<p>Specifies to export an AES CMAC key to a TR-31 ISO 9797-1:2011 MAC algorithm 5/CMAC key block.</p> <p>You must select one mode of use keyword from Table 234 on page 824 with this usage keyword. The table shows all of the supported translations for key usage keyword ISOMAC6. It also shows the access control commands that must be enabled in the active role in order to use the combination of inputs shown.</p>
HMAC	"M7"	MAC	<p>Specifies to export an HMAC algorithm key.</p> <p>You must select one mode of use keyword from Table 234 on page 824 with this usage keyword. The table shows all of the supported translations for key usage keyword HMAC. It also shows the access control commands that must be enabled in the active role in order to use the combination of inputs shown.</p>
INITVEC	"IO"	N/A	<p>Specifies to export an initialization vector passed to the service to a TR-31 Initialization Vector key block.</p>
PINENC	"PO"	OPINENC or IPINENC	<p>Specifies to export to a TR-31 PIN encryption key.</p> <p>You must select one mode of use keyword from Table 236 on page 828 with this usage keyword. The table shows all of the supported translations for key usage keyword PINENC. It also shows the access control commands that must be enabled in the active role in order to use the combination of inputs shown.</p>
PINVO	"VO"	PINGEN or PINVER	<p>Specifies to export to a TR-31 PIN verification key or other algorithm.</p> <p>You must select one mode of use keyword from Table 236 on page 828 with this usage keyword. The table shows all of the supported translations for key usage keyword PINVO. It also shows the access control commands that must be enabled in the active role in order to use the combination of inputs shown.</p>
PINV3624	"V1"	PINGEN or PINVER	<p>Specifies to export to a TR-31 PIN verification, IBM 3624 key.</p> <p>You must select one mode of use keyword from Table 236 on page 828 with this usage keyword. The table shows all of the supported translations for key usage keyword PINV3624. It also shows the access control commands that must be enabled in the active role in order to use the combination of inputs shown.</p>

Table 228. Keywords for Key Export to TR31 control information - Part 2 (continued)

Keyword	TR-31 modes of key use	CCA usage keyword	Meaning
VISAPVV	"V2"	PINGEN or PINVER	<p>Specifies to export to a TR-31 PIN verification, VISA PVV key.</p> <p>You must select one mode of use keyword from Table 236 on page 828 with this usage keyword. The table shows all of the supported translations for key usage keyword VISAPVV. It also shows the access control commands that must be enabled in the active role in order to use the combination of inputs shown.</p>
TYPAT011	"11"	KDKGENKY	<p>Specifies to export an AES KDKGENKY key that has usage Entity Type A (KDKTYPEA) as its key diversification key entity type into a TR-31 proprietary external token format, as defined by the German Banking Industry Committee, Die Deutsche Kreditwirtschaft, also known as DK.</p> <p>The keyword requires a mode-of-use keyword from Table 239 on page 836. The table shows the access controls that must be enabled in the domain role to use the combination of inputs shown.</p>
TYPBT010	"10"	KDKGENKY	<p>>Specifies to export an AES KDKGENKY key that has usage Entity Type B (KDKTYPEB) as its key diversification key entity type into a TR-31 proprietary external token format, as defined by DK.</p> <p>The keyword requires a mode-of-use keyword from Table 239 on page 836. The table shows the access controls that must be enabled in the domain role to use the combination of inputs shown.</p>
DMP0T012	"12"	DKYGENKY	<p>AES DKYGENKY Specifies to export a DES DKYGENKY key that has a usage DKYLO (CV bits 12 – 14 = B'000') and DMPIN (CV bits 19 – 22 = B'1001') into a TR-31 proprietary external token format, as defined by DK.</p> <p>The keyword requires a mode-of-use keyword from Table 239 on page 836. The table shows the access controls that must be enabled in the domain role to use the combination of inputs shown.</p>
EMVACMK	"E0"	DKYGENKY	<p>Specifies to export to a TR-31 EMV/chip issuer master key: application cryptograms key.</p> <p>You must select one mode of use keyword from Table 238 on page 833 with this usage keyword. The table shows all of the supported translations for key usage keyword EMVACMK. It also shows the access control commands that must be enabled in the active role in order to use the combination of inputs shown.</p>

<i>Table 228. Keywords for Key Export to TR31 control information - Part 2 (continued)</i>			
Keyword	TR-31 modes of key use	CCA usage keyword	Meaning
EMVSCMK	"E1"	DKYGENKY	Specifies to export to a TR-31 EMV/chip issuer master key: secure messaging for confidentiality key. You must select one mode of use keyword from Table 238 on page 833 with this usage keyword. The table shows all of the supported translations for key usage keyword EMVSCMK. It also shows the access control commands that must be enabled in the active role in order to use the combination of inputs shown.
EMVSIMK	"E2"	DKYGENKY	Specifies to export to a TR-31 EMV/chip issuer master key: secure messaging for integrity key. You must select one mode of use keyword from Table 238 on page 833 with this usage keyword. The table shows all of the supported translations for key usage keyword EMVSIMK. It also shows the access control commands that must be enabled in the active role in order to use the combination of inputs shown.
EMVDAMK	"E3"	DATA, MAC, CIPHER, or ENCIPHER	Specifies to export to a TR-31 EMV/chip issuer master key: data authentication code key. You must select one mode of use keyword from Table 238 on page 833 with this usage keyword. The table shows all of the supported translations for key usage keyword EMVDAMK. It also shows the access control commands that must be enabled in the active role in order to use the combination of inputs shown.
EMVDNMK	"E4"	DKYGENKY	Specifies to export to a TR-31 EMV/chip issuer master key: dynamic numbers key. You must select one mode of use keyword from Table 238 on page 833 with this usage keyword. The table shows all of the supported translations for key usage keyword EMVDNMK. It also shows the access control commands that must be enabled in the active role in order to use the combination of inputs shown.
EMVCPMK	"E5"	DKYGENKY	Specifies to export to a TR-31 EMV/chip issuer master key: card personalization key. You must select one mode of use keyword from Table 238 on page 833 with this usage keyword. The table shows all of the supported translations for key usage keyword EMVCPMK. It also shows the access control commands that must be enabled in the active role in order to use the combination of inputs shown.
<i>TR-31 mode of key use (one required). Not valid if ATTR-CV keyword is specified. Only those TR-31 modes shown are supported.</i>			
ENCDEC	"B"	ENC, KEK, KEK-WRAP, KEK-WRK4, PINENC	Specifies both encrypt and decrypt, wrap and unwrap.

<i>Table 228. Keywords for Key Export to TR31 control information - Part 2 (continued)</i>			
Keyword	TR-31 modes of key use	CCA usage keyword	Meaning
DEC-ONLY	"D"	ENC, KEK, KEK-WRAP, PINENC	Specifies to decrypt and unwrap only.
ENC-ONLY	"E"	ENC, PINENC	Specifies to encrypt and wrap only.
GENVER	"C"	CVK, HMAC, ISOMAC0, ISOMAC1, ISOMAC3, PINVO, PINV3624, VISAPVV	Specifies to both generate and verify.
GEN-ONLY	"G"	CVK, HMAC, ISOMAC0, ISOMAC1, ISOMAC3, PINVO, PINV3624, VISAPVV	Specifies to generate only.
VER-ONLY	"V"	CVK, HMAC, ISOMAC0, ISOMAC1, ISOMAC3, PINVO, PINV3624, VISAPVV	Specifies to verify only.
DERIVE	"X"	BDK, EMVACMK, EMVSCMK, EMVSIMK, EMVDAMK, EMVDNMK, EMVCPMK	Specifies that key is used to derive other keys.
ANY	"N"	BDK, PINVO, PINV3624, VISAPVV, EMVACMK, EMVSCMK, EMVSIMK, EMVDAMK, EMVDNMK, EMVCPMK	Specifies no special restrictions (other than restrictions implied by the key usage).
TR-31 exportability (one, optional). Use to set exportability field in TR-31 key block. Defines whether the key may be transferred outside the cryptographic domain in which the key is found.			
Keyword	TR-31 byte	Meaning	
EXP-ANY	"E"	Specifies that the key in the TR-31 key block is exportable under a key-encrypting key in a form that meets the requirements of X9.24 Parts 1 or 2. This is the default. Note: A TR-31 key block with a key block version ID of "B" or "C" and an exportability field value of "E" cannot be wrapped by a key-encrypting key that is wrapped in ECB mode (legacy wrap mode). This limitation is because ECB mode does not comply with ANSI X9.24 Part 1.	
EXP-TRST	"S"	Specifies that the key in the TR-31 key block is sensitive, exportable under a key-encrypting key in a form not necessarily meeting the requirements of X9.24 parts 1 or 2.	
EXP-NONE	"N"	Specifies that the key in the TR-31 key block is non-exportable.	
Initialization vector algorithm (one required with INITVEC).			

Table 228. Keywords for Key Export to TR31 control information - Part 2 (continued)

Keyword	TR-31 modes of key use	CCA usage keyword	Meaning
Keyword	TR-31 byte	Meaning	
IV-DES	"D"	Specifies that algorithm DES is placed in the "I0" key block algorithm field.	
IV-TDES	"T"	Specifies that algorithm TDES is placed in the "I0" key block algorithm field.	
IV-AES	"A"	Specifies that algorithm AES is placed in the "I0" key block algorithm field.	
<p>HMAC hash algorithm limit (one, required). Valid only with HMAC keys "M7".</p> <p>The keyword specified determines whether the format of the TR-31 key block is based on ASC X9 TR 31-2018 or ISO 20038. ISO 20038 and ANSI X9 TR-31-2018 represent the HMAC hash algorithm limit in different ways:</p> <ul style="list-style-type: none"> • ISO 20038 represents hash limit in the algorithm value at offset 7. An HMAC key limited to SHA-1 uses ASCII 'H', for the SHA-2 limit the value is ASCII 'I', and for the SHA-3 limit the value is ASCII 'J'. • ANSI X9 TR-31-2018 always uses 'H' for the algorithm value at offset 7 and represents the hash algorithm limit in the optional block with identifier 'HM'. <p>Only valid with SKEYHMAC. Note that the input HMAC key token must allow the hash algorithm selected below in key-usage field 2, high-order byte.</p>			
Keyword	Meaning		
ISOSHA-1	<p>Specifies to use the SHA-1 hash algorithm with the HMAC key as defined by ISO 20038. Sets the algorithm (offset 7 of the TR-31 key block) to ASCII "H" and does not include an optional block with a block ID of "HM". The source_key_identifier parameter must identify an HMAC key in a version X'05' variable-length symmetric key-token that allows a hash method of SHA-1 (KUF2 HOB = B'1xxx xxxx').</p> <p>Security note: Keyword ISOSHA-1 creates a TR-31 key block with an algorithm of "H" and no optional block with a block ID of "HM".</p> <p>Under ISO 20038, this key block allows only SHA-1 as the hash algorithm to use with the HMAC key. However, ASC X9 TR 31-2018 also allows a key block with an algorithm of "H" and no optional block with a block ID of "HM", which is interpreted as an HMAC key with no hash algorithm limits. There is no limit to SHA-1.</p> <p>For this reason, use the ISOSHA-1 keyword only when sending a key to a partner that is known to require and understand the ISO 20038 version of the hash limit, or to have a clear understanding that the partner will receive an HMAC key with no hash algorithm limits under TR-31-2018. When possible, the SHA-1 keyword should be used instead, if the partner can receive a key block with the HM optional block that limits hash algorithm.</p>		
ISOSHA-2	<p>Specifies to use the SHA-2 hash algorithm with the HMAC key as defined by ISO 20038. Sets the algorithm (offset 7 of the TR-31 key block) to ASCII "I" and does not include an optional block with a block ID of "HM". The source_key_identifier parameter must identify an HMAC key in a Version X'05' variable-length symmetric key-token that allows a hash method of SHA-2 (KUF2 HOB = B'x1xx xxxx' for SHA-224, KUF2 HOB = B'xx1x xxxx' for SHA-256, KUF2 HOB = B'xxx1 xxxx' for SHA-384, or KUF2 HOB = B'xxxx 1xxx' for SHA-512).</p>		
SHA-1	<p>Specifies to use the SHA-1 hash algorithm with the HMAC key as defined by ASC X9 TR 31-2018. Sets the algorithm (offset 7 of the TR-31 key block) to ASCII "H" and includes an optional block with a block ID of "HM". Sets the hash algorithm used with the HMAC key (offset 4 of the optional block) to ASCII "10". The source_key_identifier parameter must identify an HMAC key in a Version X'05' variable-length symmetric key-token that allows a hash method of SHA-1 (KUF2 HOB = B'1xxx xxxx').</p>		

Table 228. Keywords for Key Export to TR31 control information - Part 2 (continued)

Keyword	TR-31 modes of key use	CCA usage keyword	Meaning
SHA-224			Specifies to use the SHA-224 hash algorithm with the HMAC key as defined by ASC X9 TR 31-2018. Sets the algorithm (offset 7 of the TR-31 key block) to ASCII "H" and includes an optional block with a block ID of "HM". Sets the hash algorithm used with the HMAC key (offset 4 of the optional block) to ASCII "20". The source_key_identifier parameter must identify an HMAC key in a Version X'05' variable-length symmetric key-token that allows a hash method of SHA-224 (KUF2 HOB = B'x1xx xxxx').
SHA-256			Specifies to use the SHA-256 hash algorithm with the HMAC key as defined by ASC X9 TR 31-2018. Sets the algorithm (offset 7 of the TR-31 key block) to ASCII "H" and includes an optional block with a block ID of "HM". Sets the hash algorithm used with the HMAC key (offset 4 of the optional block) to ASCII "21". The source_key_identifier parameter must identify an HMAC key in a Version X'05' variable-length symmetric key-token that allows a hash method of SHA-256 (KUF2 HOB = B'xx1x xxxx').
SHA-384			Specifies to use the SHA-384 hash algorithm with the HMAC key as defined by ASC X9 TR 31-2018. Sets the algorithm (offset 7 of the TR-31 key block) to ASCII "H" and includes an optional block with a block ID of "HM". Sets the hash algorithm used with the HMAC key (offset 4 of the optional block) to ASCII "22". The source_key_identifier parameter must identify an HMAC key in a Version X'05' variable-length symmetric key-token that allows a hash method of SHA-384 (KUF2 HOB = B'xxx1 xxxx').
SHA-512			Specifies to use the SHA-512 hash algorithm with the HMAC key as defined by ASC X9 TR 31-2018. Sets the algorithm (offset 7 of the TR-31 key block) to ASCII "H" and includes an optional block with a block ID of "HM". Sets the hash algorithm used with the HMAC key (offset 4 of the optional block) to ASCII "23". The source_key_identifier parameter must identify an HMAC key in a Version X'05' variable-length symmetric key-token that allows a hash method of SHA-512 (KUF2 HOB = B'xxxx 1xxx').

Table 229. Export translation table for an initialization vector

Key usage keyword	Key block protection method keyword	Initialization vector algorithm	TR-31 exportability	Mode of use keyword
INITVEC ("IO")	VARXOR-A, VARDRV-B, VARXOR-C, VARDRV-D	IV-DES, IV-TDES, IV-AES	EXP-ANY, EXP-TRST, EXP-NONE	ANY ("N")

Table 230. Export translation table for a TR-31 BDK base derivation key (BDK)

Key usage keyword	Key block protection method keyword	CCA key type and required control vector attributes	Mode of use keyword	Offset	Command
BDK ("B0")	VARXOR-A	KEYGENKY, double length, UKPT (CV bit 18 = B'1')	ANY ("N")	T31X - Permit DES KEYGENKY: DUKPT to B0:N/X	0180
	VARDRV-B, VARXOR-C, VARDRV-D		DERIVE ("X")		

Notes:

1. These are the base keys from which derived unique key per transaction (DUKPT) initial keys are derived for individual devices such as PIN pads.
2. The following defines the only supported translations for this TR-31 usage. Usage must be the following:

"B0"

BDK base derivation key.

3. KEYGENKY keys are double length only.

Table 231. Export translation table for a TR-31 CVK card verification key (CVK)

Key usage keyword	Key block protection method keyword	CCA key type and required control vector attributes		Mode of use keyword	Offset	Command		
CVK ("C0")	VARXOR-A, VARDRV-B, VARXOR-C	MAC, single or double length, AMEX-CSC (CV bits 0 - 3 = B'0100')	MAC generate on, MAC verify off (CV bits 20 - 21 = B'10')	GEN-ONLY ("G")	X'0181'	TR31 Export - Permit MAC/ MACVER:AMEX-CSC to C0:G/C/V		
			MAC generate off, MAC verify on (CV bits 20 - 21 = B'01')	VER-ONLY ("V")				
			MAC generate on, MAC verify on (CV bits 20 - 21 = B'11')	GENVER ("C")				
		MAC, double length, CVVKEY-A (CV bits 0 - 3 = B'0010')	MAC generate on, MAC verify off (CV bits 20 - 21 = B'10')	GEN-ONLY ("G")			X'0182'	TR31 Export - Permit MAC/ MACVER:CVV-KEYA to C0:G/C/V
			MAC generate off, MAC verify on (CV bits 20 - 21 = B'01')	VER-ONLY ("V")				
			MAC generate on, MAC verify on (CV bits 20 - 21 = B'11')	GENVER ("C")				
		MAC, double length, ANY-MAC (CV bits 0 - 3 = B'0000')	MAC generate on, MAC verify off (CV bits 20 - 21 = B'10')	GEN-ONLY ("G")			X'0183'	TR31 Export - Permit MAC/ MACVER:ANY-MAC to C0:G/C/V
			MAC generate off, MAC verify on (CV bits 20 - 21 = B'01')	VER-ONLY ("V")				
			MAC generate on, MAC verify on (CV bits 20 - 21 = B'11')	GENVER ("C")				
	DATA, double length	MAC generate on, MAC verify off (CV bits 20 - 21 = B'10')	GEN-ONLY ("G")	X'0184'	TR31 Export - Permit DATA to C0:G/C			
		MAC generate on, MAC verify on (CV bits 20 - 21 = B'11')	GENVER ("C")					

Table 231. Export translation table for a TR-31 CVK card verification key (CVK) (continued)

Key usage keyword	Key block protection method keyword	CCA key type and required control vector attributes	Mode of use keyword	Offset	Command
Security considerations:					
<p>1. There is asymmetry in the translation from a CCA DATA key to a TR-31 key. The asymmetry results from CCA DATA keys having attributes of both data encryption keys and MAC keys, while TR-31 separates data encryption keys from MAC keys. A CCA DATA key can be exported to a TR-31 "C0" key, if one or both applicable MAC generate and MAC verify control vector bits are on. However, a TR-31 "C0" key cannot be imported to the lower-security CCA DATA key, it can be imported only to a CCA key type of MAC or MACVER. This restriction eliminates the ability to export a CCA MAC or MACVER key to a TR-31 key and re-importing it back as a CCA DATA key with the capability to Encipher, Decipher, or both.</p> <p>2. Since the translation from TR-31 usage "C0" is controlled by rule array keywords when using the CSNBT31I verb, it is possible to convert an exported CCA CVVKEY-A or CVVKEY-B key into an AMEX-CSC key or the other way around. This conversion can be restricted by not enabling offsets X'015A' (TR31 Import - Permit C0 to MAC/MACVER:CVVKEY-A) and X'015B' (TR31 Import - Permit C0 to MAC/MACVER:AMEXCSC) at the same time. However, if both CVVKEY-x and AMEX-CSC translation types are required, then offsets X'015A' and X'015B' must be enabled. In this case, control is up to the development, deployment, and execution of the applications themselves.</p>					
Notes:					
<p>1. Card verification keys are used for computing or verifying (against supplied value) a card verification code with the CVV, CVC, CVC2, and CVV2 algorithms. In CCA, these keys correspond to keys used with two algorithms:</p> <ul style="list-style-type: none"> • Visa CVV and MasterCard CVC codes are generated and verified using the CVV Generate and CVV Verify verbs. These verbs require a key type of DATA or MAC/MACVER with a subtype extension (CV bits 0 - 3) of ANY-MAC, single-length CVVKEY-A and single-length CVVKEY-B, a double-length CVVKEY-A (see CVV Key Combine verb). The MAC generate and the MAC verify (CV bits 20 - 21) key usage values must be set appropriately. • American Express CSC codes are generated and verified using the Transaction Validation verb. This verb requires a key type of MAC or MACVER with a subtype extension of ANY-MAC or AMEX-CSC. <p>2. This table defines the only supported translations for this TR-31 usage. Usage must be the following value:</p> <p>"C0" CVK card verification key.</p> <p>3. CCA and TR-31 represent CVV keys differently. These differences make representations between CCA and TR-31 incompatible. CCA represents the key-A and key-B keys as two 8-byte (single length) keys, while TR-31 represents these keys as one 16-byte (double length) key. Visa standards now require one 16-byte key. The CVV Generate and CVV Verify verbs have support added to accept one 16-byte CVV key, using left and right key parts as key-A and key-B. See "CVV Key Combine (CSNBCKC)" on page 584 . This new verb provides a way to combine two single-length MAC-capable keys into one double-length CVV key.</p> <p>4. Import and export of 8-byte CVVKEY-A and CVVKEY-B MAC/MACVER keys is allowed only using the IBM proprietary TR-31 usage and mode values ("10" and "1", respectively) to indicate encapsulation of the IBM control vector in an optional block, since the 8-byte CVVKEY-A is meaningless and useless as a TR-31 "C0" usage key of any mode.</p>					

Table 232. Export translation table for a TR-31 data encryption key (ENC)

Key usage keyword	Key block protection method keyword	CCA key type and required control vector attributes	Mode of use keyword	Offset	Command
ENC ("D0")	VARXOR-A, VARDRV-B, VARXOR-C	ENCIPHER, single or double length	ENC-ONLY ("E")	X'0185'	TR31 Export - Permit ENCIPHER/DECIPHER/ CIPHER to D0:E/D/B
		DECIPHER, single or double length	DEC-ONLY ("D")		
		CIPHER, single or double length	ENCDEC ("B")		
		DATA, single or double length, Encipher on, Decipher on (CV bits 18 - 19 = B'11')	ENCDEC ("B")	X'0186'	

Security consideration:

There is asymmetry in the translation from a CCA DATA key to a TR-31 key. The asymmetry results from CCA DATA keys having attributes of both data encryption keys and MAC keys, while TR-31 separates data encryption keys from MAC keys. A CCA DATA key can be exported to a TR-31 "D0" key, if one or both applicable Encipher or Decipher control vector bits are on. However, a TR-31 "D0" key cannot be imported to the lower-security CCA DATA key, it can be imported only to a CCA key type of ENCIPHER, DECIPHER, or CIPHER. This restriction eliminates the ability to export a CCA DATA key to a TR-31 key and re-importing it back as a CCA DATA key with the capability to MAC generate and MAC verify.

Note:

1. Data encryption keys are used for the encryption and decryption of data.
2. This table defines the only supported translations for this TR-31 usage. Usage must be the following value:

"D0"

Data encryption

Table 233. Export translation table for a TR-31 key encryption or wrapping, or key block protection key (KEK or KEK-WRAP)

Key usage keyword	Key block protection method keyword	CCA key type and required control vector attributes	Mode of use keyword	Offset	Command	
KEK ("K0")	VARXOR-A, VARDRV-B, VARXOR-C, VARDRV-D	EXPORTER, double length, EXPORT on (CV bit 21 = B'1')	ENC-ONLY ("E")	X'0187'	TR31 Export - Permit EXPORTER/OKEYXLAT to K0:E	
		OKEYXLAT, double length				
		IMPORTER, double length, IMPORT on (CV bit 21 = B'1')	DEC-ONLY ("D")	X'0188'		TR31 Export - Permit IMPORTER/IKEYXLAT to K0:D
		IKEYXLAT, double length				

Table 233. Export translation table for a TR-31 key encryption or wrapping, or key block protection key (KEK or KEK-WRAP) (continued)

Key usage keyword	Key block protection method keyword	CCA key type and required control vector attributes	Mode of use keyword	Offset	Command
KEK-WRAP ("K1")	VARDRV-B, VARXOR-C, VARDRV-D	EXPORTER, double length, EXPORT on (CV bit 21 = B'1')	ENC-ONLY ("E")	X'0189'	TR31 Export - Permit EXPORTER/OKEYXLAT to K1:E
		OKEYXLAT, double length			
		IMPORTER, double length, IMPORT on (CV bit 21 = B'1')	DEC-ONLY ("D")	X'018A'	TR31 Export - Permit IMPORTER/IKEYXLAT to K1:D
		IKEYXLAT, double length			

Security consideration:

The CCA OKEYXLAT, EXPORTER, IKEYXLAT, or IMPORTER KEK translation to a TR-31 "K0" key with mode "B" (both wrap and unwrap) is not allowed for security reasons. Even with access-control point control, this capability would give an immediate path to turn a CCA EXPORTER key into a CCA IMPORTER key, and the other way around.

Note:

- Key encryption or wrapping keys are used only to encrypt or decrypt other keys, or as a key used to derive keys that are used for that purpose.
- This table defines the only supported translations for this TR-31 usage. Usage must be one of the following values:
 - "K0"**
Key encryption or wrapping
 - "K1"**
TR-31 key block protection key
- CCA mode support is the same for version IDs "B" and "C", because the distinction between TR-31 "K0" and "K1" does not exist in CCA keys. CCA does not distinguish between targeted protocols, and so there is no good way to represent the difference. Also note that most wrapping mechanisms now involve derivation or key variation steps.

Table 234. Export translation table for a TR-31 ISO MAC algorithm key (ISOMACn)

Key usage keyword	Key block protection method keyword	CCA key type and required control vector attributes	Mode of use keyword	Offset	Command			
ISOMAC0 ("M0")	VARXOR-A, VARDRV-B, VARXOR-C	MAC, double length, MAC generate on (CV bit 20 = B'1')	GEN-ONLY ("G")	X'018B'	TR31 Export - Permit MAC/DATA/DATAM to M0:G/C			
		DATA, double length, MAC generate on (CV bit 20 = B'1')						
		MAC, double length, MAC generate on, MAC verify on (CV bits 20 - 21 = B'11')	GENVER ("C")					
		DATAM, double length, MAC generate on, MAC verify on (CV bits 20 - 21 = B'11')						
		DATA, double length, MAC generate on, MAC verify on (CV bits 20 - 21 = B'11')						
		MACVER, double length, MAC generate off, MAC verify on (CV bits 20 - 21 = B'01')	DATAMV, double length, MAC generate off, MAC verify on (CV bits 20 - 21 = B'01')			VER-ONLY ("V")	X'018C'	TR31 Export - Permit MACVER/DATAMV to M0:V
ISOMAC1 ("M1")	VARXOR-A, VARDRV-B, VARXOR-C	MAC, single or double length, MAC generate on (CV bit 20 = B'1')	GEN-ONLY ("G")	X'018D'	TR31 Export - Permit MAC/DATA/DATAM to M1:G/C			
		DATA, single or double length, MAC generate on (CV bit 20 = B'1')						
		MAC, single or double length, MAC generate on, MAC verify on (CV bits 20 - 21 = B'11')	GENVER ("C")					
		DATAM, single or double length, MAC generate on, MAC verify on (CV bits 20 - 21 = B'11')						
		DATA, single or double length, MAC generate on, MAC verify on (CV bits 20 - 21 = B'11')						
		MACVER, single or double length, MAC generate off, MAC verify on (CV bits 20 - 21 = B'01')	DATAMV, single or double length, MAC generate off, MAC verify on (CV bits 20 - 21 = B'01')			VER-ONLY ("V")	X'018E'	TR31 Export - Permit MACVER/DATAMV to M1:V

Table 234. Export translation table for a TR-31 ISO MAC algorithm key (ISOMACn) (continued)

Key usage keyword	Key block protection method keyword	CCA key type and required control vector attributes	Mode of use keyword	Offset	Command		
ISOMAC3 ("M3")	VARXOR-A, VARDRV-B, VARXOR-C, VARDRV-D	MAC, single or double length, MAC generate on (CV bit 20 = B'1')	GEN-ONLY ("G")	X'018F'	TR31 Export - Permit MAC/DATA/DATAM to M3:G/C		
		DATA, single or double length, MAC generate on (CV bit 20 = B'1')					
		MAC, single or double length, MAC generate on, MAC verify on (CV bits 20 - 21 = B'11')	GENVER ("C")				
		DATAM, single or double length, MAC generate on, MAC verify on (CV bits 20 - 21 = B'11')					
		DATA, single or double length, MAC generate on, MAC verify on (CV bits 20 - 21 = B'11')					
		MACVER, single or double length, MAC generate off, MAC verify on (CV bits 20 - 21 = B'01')	VER-ONLY ("V")			X'0190'	TR31 Export - Permit MACVER/DATAMV to M3:V
		DATAMV, single or double length, MAC generate off, MAC verify on (CV bits 20 - 21 = B'01')					

Table 234. Export translation table for a TR-31 ISO MAC algorithm key (ISOMACn) (continued)					
Key usage keyword	Key block protection method keyword	CCA key type and required control vector attributes	Mode of use keyword	Offset	Command
<p>Security consideration:</p> <p>There is asymmetry in the translation from a CCA DATA key to a TR-31 key. The asymmetry results from CCA DATA keys having attributes of both data encryption keys and MAC keys, while TR-31 separates data encryption keys from MAC keys. A CCA DATA key can be exported to a TR-31 "M0", "M1", or "M3" key, if one or both applicable MAC generate and MAC verify control vector bits are on. However, a TR-31 "M0", "M1", or "M3" key cannot be imported to the lower-security CCA DATA key, it can be imported only to a CCA key type of MAC or MACVER. This restriction eliminates the ability to export a CCA MAC or MACVER key to a TR-31 key and re-importing it back as a CCA DATA key with the capability to Encipher, Decipher, or both.</p> <p>Note:</p> <ol style="list-style-type: none"> MAC keys are used to compute or verify a code for message authentication. This table defines the only supported translations for this TR-31 usage. Usage must be one of the following values: <ul style="list-style-type: none"> "M0" ISO 16609 MAC algorithm 1, TDEA The ISO 16609 MAC algorithm 1 is based on ISO 9797. It is identical to "M1", except that it does not support 8-byte DES keys. "M1" ISO 9797 MAC algorithm 1 The ISO 9797 MAC algorithm 1 is identical to "M0", except that it also supports 8-byte DES keys. "M3" ISO 9797 MAC algorithm 3 The X9.19 style of Triple-DES MAC. A CCA control vector has no bits defined to limit key usage by algorithm, such as CBC MAC (TR-31 usage "M0" and "M1") or X9.19 (TR-31 usage "M3"). When importing a TR-31 key block, the resulting CCA key token deviates from the restrictions of usages "M0", "M1", and "M3". Importing a TR-31 key block which allows MAC generation ("G" or "C") results in a control vector with the ANY-MAC attribute rather than for the restricted algorithm that is set in the TR-31 key block. The ANY-MAC attribute provides the same restrictions as what CCA currently uses for generating and verifying MACs. 					

Table 235. Export translation table for a TR-31 HMAC algorithm key (MAC)						
Key usage keyword	Key block protection method keyword	CCA key type	Required key usage	TR-31 mode of key use keyword	Offset	Command
HMAC ("M7")	VARDRV-D	MAC	MAC generate on	GEN-ONLY ("G")	020D	TR31 Export - Permit HMAC MAC to M7:G/V/C
			MAC generate off, MAC verify on	VER-ONLY ("V")		
			MAC generate on, MAC verify on	GENVER ("C")		
Security consideration:						
The ISOSHA-1 keyword creates an HMAC key block that has a dual meaning.						
<ul style="list-style-type: none"> For an ISO 20038 implementation, the resulting key block is limited to SHA-1 hash MAC. For an ANSI X9 TR-31-2018 implementation, the key does not have any hash algorithm limit because the optional block with identifier 'HM' is not present. 						

For export translation for a TR-31 PIN encryption or PIN verification key, note the following:

Notes:

- PIN encryption keys are used to protect PIN blocks. PIN verification keys are used to generate or verify a PIN using a particular PIN-calculation method for that key type.
- Table 236 on page 828 defines the only supported translations for this TR-31 usage. Usage must be one of the following values:

"P0"

PIN encryption

"V0"

PIN verification, KPV, other algorithm

Usage "V0" is intended to be a PIN-calculation method "other" than those methods defined for "V1" or "V2". Because CCA does not have a PIN-calculation method of "other" defined, it maps usage "V0" to the subtype extension of NO-SPEC (CV bits 0 - 3 = B'0000'). Be aware that NO-SPEC allows any method, including "V1" and "V2", and that this mapping is suboptimal.

"V1"

PIN verification, IBM 3624

"V2"

PIN verification, Visa PVV

- Mode must be one of the following values:

"E"

Encrypt/wrap only

This mode restricts PIN encryption keys to encrypting a PIN block. May be used to create or reencrypt an encrypted PIN block (for key-to-key translation).

"D"

Decrypt/unwrap only

Key Export to TR31 (CSNBT31X)

This mode restricts PIN encryption keys to decrypting a PIN block. Generally used in a PIN translation to decrypt the incoming PIN block.

"N"

No special restrictions (other than restrictions implied by the key usage)

This mode is used by several vendors for a PIN generate or PIN verification key when the key block version ID is "A".

"G"

Generate only

This mode is used for a PINGEN key that may not perform a PIN verification. This mode is the only mode available when the control vector in the CCA key-token (applicable when INCL - CV keyword is not provided) does NOT have the EPINVER control vector bit on.

"V"

Verify only

This mode is used for PIN verification only. This mode is the only mode available when the control vector in the CCA key-token (applicable when INCL - CV is not provided) ONLY has the EPINVER control vector usage bit on (CV bits 18 - 22 = B'00001').

"C"

Both generate and verify (combined)

This mode is the only output mode available for TR-31 when any of the CCA key-token PIN generating bits are on in the control vector (CPINGENA, EPINGENA, EPINGEN, or CPINGENA) in addition to the EPINVER bit.

<i>Table 236. Export translation table for a TR-31 PIN encryption or PIN verification key (PINENC, PINVO, PINV3624, VISAPVV)</i>					
Key usage keyword	Key block protection method keyword	CCA key type and required control vector attributes	Mode of use keyword	Offset	Command
PINENC ("P0")	VARXOR-A, VARDRV-B, VARXOR-C, VARDRV-D	OPINENC, double length	ENC-ONLY ("E")	X'0191'	TR31 Export - Permit OPINENC to P0:E
		IPINENC, double length	DEC-ONLY ("D")	X'0192'	T31X - Permit DES IPINENC to P0:D
		OPINENC, double length	ENCDEC ("B")	X'039E'	T31X - Permit DES OPINENC/ IPINENC to P0:B
		IPINENC, double length			

Table 236. Export translation table for a TR-31 PIN encryption or PIN verification key (PINENC, PINVO, PINV3624, VISAPVV) (continued)

Key usage keyword	Key block protection method keyword	CCA key type and required control vector attributes	Mode of use keyword	Offset	Command
PINVO ("V0")	VARXOR-A	PINVER, double length, NO-SPEC (CV bits 0 - 4 = B'0000')	ANY ("N") (requires both commands)	X'0193'	TR31 Export - Permit PINVER:NO-SPEC to V0
				X'01B0'	TR31 Export - Permit PINGEN/PINVER to V0/V1/V2:N
	VARXOR-A, VARDRV-B, VARXOR-C, VARDRV-D	PINVER, double length, NO-SPEC (CV bits 0 - 4 = B'0000'), CPINGEN off, EPINGENA off, EPINGEN off, CPINGENA off (CV bits 18 - 21 = B'0000')	VER-ONLY ("V")	X'0193'	TR31 Export - Permit PINVER:NO-SPEC to V0
	VARXOR-A	PINGEN, double length, NO-SPEC (CV bits 0 - 4 = B'0000')	ANY ("N") (requires both commands)	X'0194'	TR31 Export - Permit PINGEN:NO-SPEC to V0
				X'01B0'	TR31 Export - Permit PINGEN/PINVER to V0/V1/V2:N
	VARXOR-A, VARDRV-B, VARXOR-C, VARDRV-D	PINGEN, double length, NO-SPEC (CV bits 0 - 4 = B'0000'), EPINVER off (CV bit 22 = B'0')	GEN-ONLY ("G")	X'0194'	TR31 Export - Permit PINGEN:NO-SPEC to V0
		PINGEN, double length, NO-SPEC (CV bits 0 - 4 = B'0000'), EPINVER on (CV bit 22 = B'1')	GENVER ("C")		

Table 236. Export translation table for a TR-31 PIN encryption or PIN verification key (PINENC, PINVO, PINV3624, VISAPVV) (continued)

Key usage keyword	Key block protection method keyword	CCA key type and required control vector attributes	Mode of use keyword	Offset	Command
PINV3624 ("V1")	VARXOR-A	PINVER, double length, NO-SPEC or IBM-PIN/IBM-PINO (CV bits 0 - 4 = B'0000' or B'0001')	ANY ("N") (requires both commands)	X'0195'	TR31 Export - Permit PINVER:NO-SPEC/IBM-PIN/IBM-PINO to V1
				X'01B0'	TR31 Export - Permit PINGEN/PINVER to V0/V1/V2:N
	VARXOR-A, VARDRV-B, VARXOR-C, VARDRV-D	PINVER, double length, NO-SPEC or IBM-PIN/IBM-PINO (CV bits 0 - 4 = B'0000' or B'0001'), CPINGEN off, EPINGENA off, EPINGEN off, CPINGENA off (CV bits 18 - 21 = B'0000')	VER-ONLY ("V")	X'0195'	TR31 Export - Permit PINVER:NO-SPEC/IBM-PIN/IBM-PINO to V1
	VARXOR-A	PINGEN, double length, NO-SPEC or IBM-PIN/IBM-PINO (CV bits 0 - 4 = B'0000' or B'0001')	ANY ("N") (requires both commands)	X'0196'	TR31 Export - Permit PINGEN:NO-SPEC/IBM-PIN/IBM-PINO to V1
				X'01B0'	TR31 Export - Permit PINGEN/PINVER to V0/V1/V2:N
	VARXOR-A, VARDRV-B, VARXOR-C, VARDRV-D	PINGEN, double length, NO-SPEC or IBM-PIN/IBM-PINO (CV bits 0 - 4 = B'0000' or B'0001'), EPINVER off (CV bit 22 = B'0')	GEN-ONLY ("G")	X'0196'	TR31 Export - Permit PINGEN:NO-SPEC/IBM-PIN/IBM-PINO to V1
		PINGEN, double length, NO-SPEC or IBM-PIN/IBM-PINO (CV bits 0 - 4 = B'0000' or B'0001'), EPINVER on (CV bit 22 = B'1')	GENVER ("C")		

Table 236. Export translation table for a TR-31 PIN encryption or PIN verification key (PINENC, PINVO, PINV3624, VISAPVV) (continued)

Key usage keyword	Key block protection method keyword	CCA key type and required control vector attributes	Mode of use keyword	Offset	Command
VISAPVV ("V2")	VARXOR-A	PINVER, double length, NO-SPEC or VISA-PVV (CV bits 0 - 4 = B'0000' or B'0010')	ANY ("N") (requires both commands)	X'0197'	TR31 Export - Permit PINVER:NO-SPEC/ VISA-PVV to V2
				X'01B0'	TR31 Export - Permit PINGEN/ PINVER to V0/V1/ V2:N
	VARXOR-A, VARDRV-B, VARXOR-C, VARDRV-D	PINVER, double length, NO-SPEC or VISA-PVV (CV bits 0 - 4 = B'0000' or B'0010'), CPINGEN off, EPINGENA off, EPINGEN off, CPINGENA off (CV bits 18 - 21 = B'0000')	VER-ONLY ("V")	X'0197'	TR31 Export - Permit PINVER:NO-SPEC/ VISA-PVV to V2
	VARXOR-A	PINGEN, double length, NO-SPEC or VISA-PVV (CV bits 0 - 4 = B'0000' or B'0010')	ANY ("N") (requires both commands)	X'0198'	TR31 Export - Permit PINGEN:NO-SPEC/ VISA-PVV to V2
				X'01B0'	TR31 Export - Permit PINGEN/ PINVER to V0/V1/ V2:N
	VARXOR-A, VARDRV-B, VARXOR-C, VARDRV-D	PINGEN, double length, NO-SPEC or VISA-PVV (CV bits 0 - 4 = B'0000' or B'0010'), EPINVER off (CV bit 22 = B'0')	GEN-ONLY ("G")	X'0198'	TR31 Export - Permit PINGEN:NO-SPEC/ VISA-PVV to V2
		PINGEN, double length, NO-SPEC or VISA-PVV (CV bits 0 - 4 = B'0000' or B'0010'), EPINVER on (CV bit 22 = B'1')	GENVER ("C")		

Table 236. Export translation table for a TR-31 PIN encryption or PIN verification key (PINENC, PINVO, PINV3624, VISAPVV) (continued)

Key usage keyword	Key block protection method keyword	CCA key type and required control vector attributes	Mode of use keyword	Offset	Command
--------------------------	--	--	----------------------------	---------------	----------------

Security considerations:

1. It is highly recommended that the INCL - CV keyword be used when exporting PINGEN, PINVER, IPINENC, or OPINENC keys. Using this keyword ensures that importing the TR-31 key block back into CCA will have the desired attributes.
2. TR-31 key blocks that are protected under legacy version ID "A" (keyword VARXOR-A, using the Key Variant Binding Method 2005 Edition) use the same mode of use "N" (keyword ANY) for PINGEN and PINVER keys. For version ID "A" keys only, for a given PIN key usage, enabling both the PINGEN and PINVER access-control points at the same time while enabling offset X'01B0' (for mode "N") is NOT recommended. In other words, for a particular PIN verification usage, you should not simultaneously enable the four commands shown in the following table for that usage.

Failure to comply with this recommendation allows changing PINVER keys into PINGEN and the other way around.

Table 237. Commands

Key type, mode, or version	Offset	Command
"V0": For usage V0, a user with the following four commands enabled in the active role can change a PINVER key into a PINGEN key and the other way round. Avoid simultaneously enabling these four commands.		
Key type PINVER	X'0193'	TR31 Export - Permit PINVER:NO-SPEC to V0
Key type PINGEN	X'0194'	TR31 Export - Permit PINGEN:NO-SPEC to V0
Mode ANY	X'01B0'	TR31 Export - Permit PINGEN/PINVER to V0/V1/V2:N
Version VARXOR-A	X'014D'	TR31 Export - Permit Version A TR-31 Key Blocks
"V1": For usage V1, a user with the following four commands enabled in the active role can change a PINVER key into a PINGEN key and the other way around. Avoid simultaneously enabling these four commands.		
Key type PINVER	X'0195'	TR31 Export - Permit PINVER:NO-SPEC/IBM-PIN/IBM-PINO to V1
Key type PINGEN	X'0196'	TR31 Export - Permit PINGEN:NO-SPEC/IBM-PIN/IBM-PINO to V1
Mode ANY	X'01B0'	TR31 Export - Permit PINGEN/PINVER to V0/V1/V2:N
Version VARXOR-A	X'014D'	TR31 Export - Permit Version A TR-31 Key Blocks
"V2": For usage V2, a user with the following four commands enabled in the active role can change a PINVER key into a PINGEN key and the other way around. Avoid simultaneously enabling these four commands.		
Key type PINVER	X'0197'	TR31 Export - Permit PINVER:NO-SPEC/VISA-PVV to V2
Key type PINGEN	X'0198'	TR31 Export - Permit PINGEN:NO-SPEC/VISA-PVV to V2
Mode ANY	X'01B0'	TR31 Export - Permit PINGEN/PINVER to V0/V1/V2:N
Version VARXOR-A	X'014D'	TR31 Export - Permit version A TR-31 key blocks

<i>Table 238. Export translation table for a TR-31 EMV/chip issuer master-key key (DKYGENKY, DATA)</i>					
Key usage keyword	Key block protection method keyword	CCA key type and required control vector attributes	Mode of use keyword	Offset	Command
EMVACMK ("E0")	VARXOR-A	DKYGENKY, double length, DKYLO (CV bits 12 - 14 = B'000'), DMAC (CV bits 19 - 22 = B'0010')	ANY ("N")	X'0199'	TR31 Export - Permit DKYGENKY:DKYLO +DMAC to E0
	VARDRV-B, VARXOR-C		DERIVE ("X")		
	VARXOR-A	DKYGENKY, double length, DKYLO (CV bits 12 - 14 = B'000'), DMV (CV bits 19 - 22 = B'0011')	ANY ("N")	X'019A'	TR31 Export - Permit DKYGENKY:DKYLO +DMV to E0
	VARDRV-B, VARXOR-C		DERIVE ("X")		
	VARXOR-A	DKYGENKY, double length, DKYLO (CV bits 12 - 14 = B'000'), DALL (CV bits 19 - 22 = B'1111')	ANY ("N")	X'019B'	TR31 Export - Permit DKYGENKY:DKYLO +DALL to E0
	VARDRV-B, VARXOR-C		DERIVE ("X")		
	VARXOR-A	DKYGENKY, double length, DKYL1 (CV bits 12 - 14 = B'001'), DMAC (CV bits 19 - 22 = B'0010')	ANY ("N")	X'019C'	TR31 Export - Permit DKYGENKY:DKYL1 +DMAC to E0
	VARDRV-B, VARXOR-C		DERIVE ("X")		
	VARXOR-A	DKYGENKY, double length, DKYL1 (CV bits 12 - 14 = B'001'), DMV (CV bits 19 - 22 = B'0011')	ANY ("N")	X'019D'	TR31 Export - Permit DKYGENKY:DKYL1 +DMV to E0
	VARDRV-B, VARXOR-C		DERIVE ("X")		
	VARXOR-A	DKYGENKY, double length, DKYL1 (CV bits 12 - 14 = B'001'), DALL (CV bits 19 - 22 = B'1111')	ANY ("N")	X'019E'	TR31 Export - Permit DKYGENKY:DKYL1 +DALL to E0
	VARDRV-B, VARXOR-C		DERIVE ("X")		

Table 238. Export translation table for a TR-31 EMV/chip issuer master-key key (DKYGENKY, DATA) (continued)

Key usage keyword	Key block protection method keyword	CCA key type and required control vector attributes	Mode of use keyword	Offset	Command
EMVSCMK ("E1")	VARXOR-A	DKYGENKY, double length, DKYLO (CV bits 12 - 14 = B'000'), DDATA (CV bits 19 - 22 = B'0001')	ANY ("N")	X'019F'	TR31 Export - Permit DKYGENKY:DKYLO +DDATA to E1
	VARDRV-B, VARXOR-C		DERIVE ("X")		
	VARXOR-A	DKYGENKY, double length, DKYLO (CV bits 12 - 144 = B'000'), DMPIN (CV bits 19 - 22 = B'1001')	ANY ("N")	X'01A0'	TR31 Export - Permit DKYGENKY:DKYLO +DMPIN to E1
	VARDRV-B, VARXOR-C		DERIVE ("X")		
	VARXOR-A	DKYGENKY, double length, DKYLO (CV bits 12 - 14 = B'000'), DALL (CV bits 19 - 22 = B'1111')	ANY ("N")	X'01A1'	TR31 Export - Permit DKYGENKY:DKYLO +DALL to E1
	VARDRV-B, VARXOR-C		DERIVE ("X")		
	VARXOR-A	DKYGENKY, double length, DKYL1 (CV bits 12 - 14 = B'001'), DDATA (CV bits 19 - 2 = B'0001')	ANY ("N")	X'01A2'	TR31 Export - Permit DKYGENKY:DKYL1 +DDATA to E1
	VARDRV-B, VARXOR-C		DERIVE ("X")		
	VARXOR-A	DKYGENKY, double length, DKYL1 (CV bits 12 - 14 = B'001'), DMPIN (CV bits 19 - 22 = B'1001')	ANY ("N")	X'01A3'	TR31 Export - Permit DKYGENKY:DKYL1 +DMPIN to E1
	VARDRV-B, VARXOR-C		DERIVE ("X")		
	VARXOR-A	DKYGENKY, double length, DKYL1 (CV bits 12 - 14 = B'001'), DALL (CV bits 19 - 22 = B'1111')	ANY ("N")	X'01A4'	TR31 Export - Permit DKYGENKY:DKYL1 +DALL to E1
	VARDRV-B, VARXOR-C		DERIVE ("X")		
EMVSIMK ("E2")	VARXOR-A	DKYGENKY, double length, DKYLO (CV bits 12 - 14 = B'000'), DMAC (CV bits 19 - 22 = B'0010')	ANY ("N")	X'01A5'	TR31 Export - Permit DKYGENKY:DKYLO +DMAC to E2
	VARDRV-B, VARXOR-C		DERIVE ("X")		
	VARXOR-A	DKYGENKY, double length, DKYLO (CV bits 12 - 14 = B'000'), DALL (CV bits 19 - 22 = B'1111')	ANY ("N")	X'01A6'	TR31 Export - Permit DKYGENKY:DKYLO +DALL to E2
	VARDRV-B, VARXOR-C		DERIVE ("X")		
	VARXOR-A	DKYGENKY, double length, DKYL1 (CV bits 12 - 14 = B'001'), DMAC (CV bits 19 - 22 = B'0010')	ANY ("N")	X'01A7'	TR31 Export - Permit DKYGENKY:DKYL1 +DMAC to E2
	VARDRV-B, VARXOR-C		DERIVE ("X")		
	VARXOR-A	DKYGENKY, double length, DKYL1 (CV bits 12 - 14 = B'001'), DALL (CV bits 19 - 22 = B'1111')	ANY ("N")	X'01A8'	TR31 Export - Permit DKYGENKY:DKYL1 +DALL to E2
	VARDRV-B, VARXOR-C		DERIVE ("X")		

<i>Table 238. Export translation table for a TR-31 EMV/chip issuer master-key key (DKYGENKY, DATA) (continued)</i>					
Key usage keyword	Key block protection method keyword	CCA key type and required control vector attributes	Mode of use keyword	Offset	Command
EMVDAMK ("E3")	VARXOR-A	DATA, double length	ANY ("N")	X'01A9'	TR31 Export - Permit DATA/MAC/CIPHER/ENCIPHER to E3
	VARDRV-B, VARXOR-C		DERIVE ("X")		
	VARXOR-A	MAC (not MACVER), double length	ANY ("N")		
	VARXOR-A		GEN-ONLY ("G")		
	VARDRV-B, VARXOR-C		DERIVE ("X")		
	VARXOR-A	CIPHER, double length	ANY ("N")		
	VARDRV-B, VARXOR-C		DERIVE ("X")		
	VARXOR-A	ENCIPHER, double length	ANY ("N")		
VARDRV-B, VARXOR-C	DERIVE ("X")				
EMVDNMK ("E4")	VARXOR-A	DKYGENKY, double length, DKYLO (CV bits 12 - 14 = B'000'), DDATA (CV bits 19 - 22 = B'0001')	ANY ("N")	X'01AA'	TR31 Export - Permit DKYGENKY:DKYLO +DDATA to E4
	VARDRV-B, VARXOR-C		DERIVE ("X")		
	VARXOR-A	DKYGENKY, double length, DKYLO (CV bits 12 - 14 = B'000'), DALL (CV bits 19 - 22 = B'1111')	ANY ("N")	X'01AB'	TR31 Export - Permit DKYGENKY:DKYLO +DALL to E4
	VARDRV-B, VARXOR-C		DERIVE ("X")		
EMVCPMK ("E5")	VARXOR-A	DKYGENKY, double length, DKYLO (CV bits 12 - 14 = B'000'), DEXP (CV bits 19 - 22 = B'0101')	ANY ("N")	X'01AC'	TR31 Export - Permit DKYGENKY:DKYLO +DEXP to E5
	VARDRV-B, VARXOR-C		DERIVE ("X")		
	VARXOR-A	DKYGENKY, double length, DKYLO (CV bits 12 - 14 = B'000'), DMAC (CV bits 19 - 22 = B'0010')	ANY ("N")	X'01AD'	TR31 Export - Permit DKYGENKY:DKYLO +DMAC to E5
	VARDRV-B, VARXOR-C		DERIVE ("X")		
	VARXOR-A	DKYGENKY, double length, DKYLO (CV bits 12 - 14 = B'000'), DDATA (CV bits 19 - 22 = B'0001')	ANY ("N")	X'01AE'	TR31 Export - Permit DKYGENKY:DKYLO +DDATA to E5
	VARDRV-B, VARXOR-C		DERIVE ("X")		
	VARXOR-A	DKYGENKY, double length, DKYLO (CV bits 12 - 14 = B'000'), DALL (CV bits 19 - 22 = B'1111')	ANY ("N")	X'01AF'	TR31 Export - Permit DKYGENKY:DKYLO +DALL to E5
	VARDRV-B, VARXOR-C		DERIVE ("X")		

Table 238. Export translation table for a TR-31 EMV/chip issuer master-key key (DKYGENKY, DATA) (continued)

Key usage keyword	Key block protection method keyword	CCA key type and required control vector attributes	Mode of use keyword	Offset	Command
Notes:					
<p>1. EMV/chip issuer master-keys are used by the chip cards to perform cryptographic operations or, in some cases, to derive keys used to perform operations. In CCA, these keys are (a) diversified key-generating keys (key type DKYGENKY), allowing derivation of operational keys, or (b) operational keys. Note that in this context, the term <i>master key</i> has a different meaning than for CCA. These master keys, also called KMCs, are described by EMV as DES master keys for personalization session keys. They are used to derive the corresponding chip card master keys, and not typically used directly for cryptographic operations other than key derivation. In CCA, these keys are usually key generating keys with derivation level DKYL1 (CV bits 12 - 14 = B'001'), used to derive other key generating keys (the chip card master keys). For some cases, or for older EMV key derivation methods, the issuer master keys could be level DKYL0 (CV bits 12 - 14 = B'000').</p> <p>2. Table 238 on page 833 defines the only supported translations for this TR-31 usage. Usage must be one of the following values:</p> <p>"E0" Application cryptograms</p> <p>"E1" Secure messaging for confidentiality</p> <p>"E2" Secure messaging for integrity</p> <p>"E3" Data authentication code</p> <p>"E4" Dynamic numbers</p> <p>"E5" Card personalization</p> <p>3. EMV support in CCA is different than TR-31 support, and CCA key types do not match TR-31 types.</p> <p>4. DKYGENKY keys are double length only.</p>					

Table 239. Export translation table for a TR-31 key with proprietary DK key usage

CCA key type (required attributes)	Key usage keyword	Key block protection method keyword	Mode of use keyword	Command	Offset (hex)
AES KDKGENKY (KDKTYPEB)	TYPBTO1 0 ("10")	VARDRV-D	DERIVE ("X")	T31X - Permit AES KDKGENKY: KDKTYPEB to 10:X	X'0384'
AES KDKGENKY (KDKTYPEA)	TYPATO1 1 ("11")	VARDRV-D	DERIVE ("X")	T31X - Permit AES KDKGENKY: KDKTYPEA to 11:X	X'0383'

Table 239. Export translation table for a TR-31 key with proprietary DK key usage (continued)

CCA key type (required attributes)	Key usage keyword	Key block protection method keyword	Mode of use keyword	Command	Offset (hex)
DES DKYGENKY (DKYLO and DMPIN; CV bits 12 – 14 = B'000' and 19 – 22 = B'1001')	DMP0TO 12 ("12")	VARDRV-D	DERIVE ("X")	T31X - Permit DES DKYGENKY: DKYLO:DMPIN to 12:X	X'038 5'

key_version_number**Direction:** Input**Type:** String

A pointer to a string variable containing two numeric ASCII bytes that are copied into the key version number field of the output TR-31 key block. Use a value of "00" (X'3030') if no key version number is needed.

This value is ignored If the key identified by the *source_key_identifier* parameter contains a partial key, that is, the KEY-PART bit (CV bit 44) is on in the control vector. When a partial key is passed, the verb sets the key version number field in the TR-31 key block to C0 (X'6330'). According to TR-31, this value indicates that the TR-31 key block contains a component of a key (key part).

key_field_length**Direction:** Input**Type:** Integer

A pointer to an integer variable containing the length of the key field that is encrypted in the TR-31 block. The length must be a multiple the DES cipher block size, which is eight. It must also be greater than or equal to the length of the cleartext key passed using the *source_key_identifier* parameter plus the length of the key length field (two bytes) that precedes this key in the TR-31 block. For example, if the source key is a double-length TDES key (its length is 16 bytes), then the key field length must be greater than or equal to (16 + 2) bytes, and must also be a multiple of 8. This means that the minimum *key_field_length* in this case would be 24.

TR-31 allows a variable number of padding bytes to follow the cleartext key, and the application designer can choose to pad with more than the minimum number of bytes needed to form a block that is a multiple of 8. This padding is generally done to hide the length of the cleartext key from those who cannot decipher that key. Most often, all keys (single, double, or triple length) are padded to the same length so that it is not possible to determine which length is carried in the TR-31 block by examining the encrypted block.

Note: This parameter is not expected to allow for ASCII encoding of the encrypted data stored in the key field according to the TR-31 specification. For example, when a value of 24 is passed here, following the minimum example above, the length of the final ASCII-encoded encrypted data in the key field in the output TR-31 key block is 48 bytes.

source_key_identifier_length**Direction:** Input**Type:** Integer

A pointer to an integer variable containing the length in bytes of the *source_key_identifier* variable. The value must be 64.

source_key_identifier

Direction: Input
Type: String

A pointer to a string variable containing either the key label for the source key, or the key token containing the source key. The source key is the key that is to be exported. The key must be a CCA fixed-length DES internal or external key-token. If the source key is an external token, an identifier for the KEK that wraps the source key must be identified by the *unwrap_kek_identifier* parameter. TR-31 currently supports only DES and TDES keys. AES is not supported.

unwrap_kek_identifier_length

Direction: Input
Type: Integer

A pointer to an integer variable containing the length in bytes of the *unwrap_kek_identifier* variable. The value must be greater than or equal to 0. A null key-token can have a length of 1. Set this value to 64 for a key label or a KEK.

unwrap_kek_identifier

Direction: Input
Type: String

A pointer to a string variable containing either the key label for the source key KEK, or the key token containing the source key KEK when the source key is an external CCA key token, and a NULL key token otherwise. The source key KEK can also be the wrapping key for the key that is to be exported if the *wrap_kek_identifier* is not specified. The source key KEK must be a CCA internal DES KEK token of type EXPORTER or OKEYXLAT.

Note: ECB-mode wrapped DES keys (CCA legacy wrap mode) cannot be used to wrap or unwrap TR-31 "B" or "C" key blocks that have or will have "E" exportability, because ECB mode does not comply with ANSI X9.24 Part 1.

wrap_kek_identifier_length

Direction: Input
Type: Integer

A pointer to an integer variable containing the length in bytes of the *wrap_kek_identifier* variable. Set this value to 64.

wrap_kek_identifier

Direction: Input
Type: String

A pointer to a string variable containing an operational fixed-length DES key-token with a key type of EXPORTER or OKEYXLAT to use for wrapping the output TR-31 key block, a null key token, or a key label of such a key in DES key-storage. If the identified key token is null, then the key identified by the *unwrap_kek_identifier* parameter is also used for wrapping the output TR-31 key block.

Note: ECB-mode wrapped DES keys (CCA legacy wrap mode) cannot be used to wrap or unwrap TR-31 "B" or "C" key blocks that have or will have "E" exportability, because ECB-mode does not comply with ANSI X9.24 Part 1. This parameter exists to allow for KEK separation. It is possible that

KEKs are restricted as to what they can wrap, such that a KEK for wrapping CCA external keys might not be usable for wrapping TR-31 external keys, or the other way around.

opt_blocks_length

Direction: Input
Type: Integer

A pointer to an integer variable that specifies the length in bytes of the *opt_blocks* variable. If no optional data is to be included in the TR-31 key block, set this value to zero.

opt_blocks

Direction: Input
Type: String

A pointer to a string variable containing optional blocks data that is to be included in the output TR-31 key block. The optional blocks data can be constructed using the TR31 Optional Data Build verb.

Note: The Padding Block, ID "PB" cannot be added by the user, and therefore is not accepted in the *opt_blocks* parameter. CCA adds a Padding Block of the appropriate size as needed when building the TR-31 key block in Key Export to TR31. The Padding Block for optional blocks serves no security purpose, unlike the padding in the encrypted key portion of the payload.

tr31_key_block_length

Direction: Input/Output
Type: Integer

A pointer to an integer variable containing the length in bytes of the *tr31_key_block* variable. On input, specify the size of the application program buffer available for the output key-token. On return from the verb, this variable is updated to contain the actual length of that returned token. TR-31 key blocks are variable in length.

tr31_key_block

Direction: Output
Type: String

A pointer to a string variable containing the output key block produced by the verb. The output key block contains the external form of the key created by the verb, wrapped according to the method specified.

Note: The padding optional block in the output TR-31 key block can be present with zero data bytes. This situation can occur if the optional block portion of the header needs exactly four bytes of padding, the size of an optional block header without the data portion. The data portion is defined as optional by TR-31, which allows this.

Restrictions

The restrictions for CSNBT31X.

- The only proprietary values for the TR-31 header fields supported by this verb are those values defined and used by IBM CCA when carrying a control vector in an optional block in the header.
- AES is not currently supported for TR-31 key blocks.
- The export is prohibited if the CCA key does not have attributes XPORT-OK (CV bit 17 = B'1') and T31XPTOK (CV bit 57 = B'1').
- As of CCA 5.4 and CCA 6.2, this verb supports three-key TDES keys. As a key management service this includes triple-length TDES key encrypting keys (KEKs). For a list of supported triple-length TDES key types beginning with Release 5.4 and Release 6.2, see [Table 10 on page 67](#).

Required commands

The required commands for CSNBT31X.

The Key Export to TR31 verb requires the following commands to be enabled in the active role:

Rule-array keyword	Offset	Command
TR-31 key block protection method		
VARXOR-A	X'014D'	TR31 Export - Permit version A TR-31 key blocks
VARDRV-B	X'014E'	TR31 Export - Permit version B TR-31 key blocks
VARXOR-C	X'014F'	TR31 Export - Permit version C TR-31 key blocks
INCL-CV	X'0158'	<p>TR31 Export - Permit any CCA key if INCL-CV is specified</p> <p>When providing the INCL-CV keyword:</p> <ul style="list-style-type: none"> • If this command is enabled in the active role, the key-type specific commands are not checked. • If this command is not enabled in the active role, the key-type specific commands are required.
ATTR-CV	N/A	<p>Note: No commands relating to specific CCA to TR-31 transitions are checked when this keyword is specified. Only the general access control commands related to export are checked.</p>

Be aware of the interaction of access-control point X'0158' (**TR31 Export - Permit any CCA key if INCL-CV is specified**) with the INCL-CV keyword. Without the INCL-CV keyword, most export translations are guarded by key-type-specific access control points, to guard the source CCA system against attacks involving re-import of the exported key under ambiguous circumstances. When the control vector is exported along with the key as an optional block securely bound to the encrypted key, the source system is somewhat protected because the key on import is allowed to have only the form of the included control vector. No expansion of capability is allowed. If access-control point X'0158' is enabled in the active role, the key-type-specific access control points are not checked when INCL-CV is provided. If ACP X'0158' is not enabled, the type-specific access control points are still required. [Figure 35 on page 840](#) illustrates this concept:

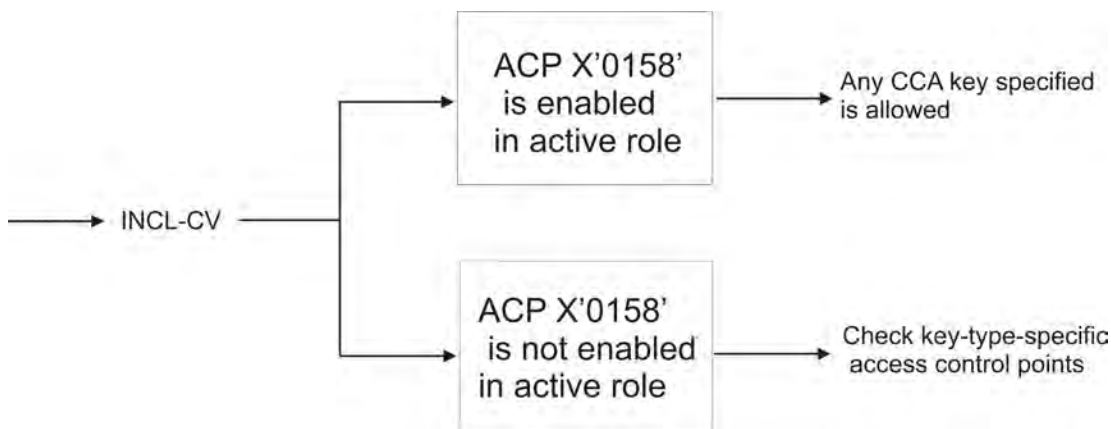


Figure 35. Interaction of access-control point X'0158' with keyword INCL-CV

Be aware of access-control point X'01B0' (**TR31 Export - Permit PINGEN/PINVER to V0/V1/V2:N**) for export of PINGEN or PINVER keys to wrapping method A, usage V0, V1, or V2, and mode N. TR-31 key blocks with legacy key usage A (key block protected using the Key Variant Binding Method 2005 Edition) use the same mode N for PINGEN as well as PINVER keys. For usage A keys only, enabling a

PINGEN and PINVER access-control point while enabling offset X'01B0' (for keyword ANY, mode N) is NOT recommended. Failure to comply with this recommendation allows changing PINVER keys into PINGEN and the other way around.

In addition to the above commands, the verb requires these additional commands to be enabled in the active role depending on the TR-31 key usage rule-array keyword provided and additional information as shown in the table referenced in the rightmost column:

<i>Table 240. Valid CCA to TR-31 Export Translations and Required Access Controls</i>			
TR-31 key usage keyword	Offset	Command	Specific key type and control vector attributes
"B0": TR-31 BDK base derivation keys			
BDK	X'0180'	TR31 Export - Permit KEYGENKY:UKPT to B0	See Table 230 on page 819.
"C0": TR-31 CVK card verification keys			
CVK	X'0181'	TR31 Export - Permit MAC/MACVER:AMEX-CSC to C0:G/C/V	See Table 231 on page 820.
	X'0182'	TR31 Export - Permit MAC/MACVER:CVV-KEYA to C0:G/C/V	
	X'0183'	TR31 Export - Permit MAC/MACVER:ANY-MAC to C0:G/C/V	
	X'0184'	TR31 Export - Permit DATA to C0:G/C	
"D0": TR-31 data encryption keys			
ENC	X'0185'	TR31 Export - Permit ENCIPHER/DECIPHER/CIPHER to D0:E/D/B	See Table 232 on page 822.
	X'0186'	TR31 Export - Permit DATA to D0:B	
"E0", "E1", "E2", "E3", "E4", and "E5": TR-31 EMC/chip issuer master-key keys			
EMVACMK	X'0199'	TR31 Export - Permit DKYGENKY:DKYL0+DMAC to E0	See Table 233 on page 822.
	X'019A'	TR31 Export - Permit DKYGENKY:DKYL0+DMV to E0	
	X'019B'	TR31 Export - Permit DKYGENKY:DKYL0+DALL to E0	
	X'019C'	TR31 Export - Permit DKYGENKY:DKYL1+DMAC to E0	
	X'019D'	TR31 Export - Permit DKYGENKY:DKYL1+DMV to E0	
	X'019E'	TR31 Export - Permit DKYGENKY:DKYL1+DALL to E0	
EMVSCMK	X'019F'	TR31 Export - Permit DKYGENKY:DKYL0+DDATA to E1	See Table 233 on page 822.
	X'01A0'	TR31 Export - Permit DKYGENKY:DKYL0+DMPIN to E1	
	X'01A1'	TR31 Export - Permit DKYGENKY:DKYL0+DALL to E1	
	X'01A2'	TR31 Export - Permit DKYGENKY:DKYL1+DDATA to E1	
	X'01A3'	TR31 Export - Permit DKYGENKY:DKYL1+DMPIN to E1	
	X'01A4'	TR31 Export - Permit DKYGENKY:DKYL1+DALL to E1	

<i>Table 240. Valid CCA to TR-31 Export Translations and Required Access Controls (continued)</i>			
TR-31 key usage keyword	Offset	Command	Specific key type and control vector attributes
EMVSIMK	X'01A5'	TR31 Export - Permit DKYGENKY:DKYL0+DMAC to E2	See Table 233 on page 822.
	X'01A6'	TR31 Export - Permit DKYGENKY:DKYL0+DALL to E2	
	X'01A7'	TR31 Export - Permit DKYGENKY:DKYL1+DMAC to E2	
	X'01A8'	TR31 Export - Permit DKYGENKY:DKYL1+DALL to E2	
EMVDAMK	X'01A9'	TR31 Export - Permit DATA/MAC/CIPHER/ENCIPHER to E3	See Table 233 on page 822.
EMVDNMK	X'01AA'	TR31 Export - Permit DKYGENKY:DKYL0+DDATA to E4	See Table 233 on page 822.
	X'01AB'	TR31 Export - Permit DKYGENKY:DKYL0+DALL to E4	
EMVCPMK	X'01AC'	TR31 Export - Permit DKYGENKY:DKYL0+DEXP to E5	See Table 233 on page 822.
	X'01AD'	TR31 Export - Permit DKYGENKY:DKYL0+DMAC to E5	
	X'01AE'	TR31 Export - Permit DKYGENKY:DKYL0+DDATA to E5	
	X'01AF'	TR31 Export - Permit DKYGENKY:DKYL0+DALL to E5	
"K0" and "K1": TR-31 key encryption or wrapping, or key block protection keys			
KEK	X'0187'	TR31 Export - Permit EXPORTER/OKEYXLAT to K0:E	See Table 234 on page 824.
	X'0188'	TR31 Export - Permit IMPORTER/IKEYXLAT to K0:D	
KEK-WRAP	X'0189'	TR31 Export - Permit EXPORTER/OKEYXLAT to K1:E	
	X'018A'	TR31 Export - Permit IMPORTER/IKEYXLAT to K1:D	
"M0", "M1", and "M3": TR-31 ISO MAC algorithm keys			
ISOMAC0	X'018B'	TR31 Export - Permit MAC/DATA/DATAM to M0:G/C	See Table 236 on page 828.
	X'018C'	TR31 Export - Permit MACVER/DATAMV to M0:V	
ISOMAC1	X'018D'	TR31 Export - Permit MAC/DATA/DATAM to M1:G/C	
	X'018E'	TR31 Export - Permit MACVER/DATAMV to M1:V	
ISOMAC3	X'018F'	TR31 Export - Permit MAC/DATA/DATAM to M3:G/C	
	X'0190'	TR31 Export - Permit MACVER/DATAMV to M3:V	
"M7": TR-31 HMAC keys			
HMAC	X'020D'	TR31 Export - Permit HMAC MAC to M7:G/V/C	See Table 235 on page 827.
"P0", "V0", "V1": TR-31 PIN encryption or PIN verification keys			

Table 240. Valid CCA to TR-31 Export Translations and Required Access Controls (continued)			
TR-31 key usage keyword	Offset	Command	Specific key type and control vector attributes
PINENC	X'0191'	TR31 Export - Permit OPINENC to P0:E	See Table 238 on page 833.
	X'0192'	TR31 Export - Permit IPINENC to P0:D	
	X'039E'	T31X - Permit DES OPINENC/IPINENC to P0:B	
PINVO	X'0193'	TR31 Export - Permit PINVER:NO-SPEC to V0	
	X'0194'	TR31 Export - Permit PINGEN:NO-SPEC to V0	
	X'01B0'	TR31 Export - Permit PINGEN/PINVER to V0/V1/V2:N	
PINV3624	X'0195'	TR31 Export - Permit PINVER:NO-SPEC/IBM-PIN/IBM-PINO to V1	
	X'0196'	TR31 Export - Permit PINGEN:NO-SPEC/IBM-PIN/IBM-PINO to V1	
	X'01B0'	TR31 Export - Permit PINGEN/PINVER to V0/V1/V2:N	
VISAPVV	X'0197'	TR31 Export - Permit PINVER:NO-SPEC/VISA-PVV to V2	
	X'0198'	TR31 Export - Permit PINGEN:NO-SPEC/VISA-PVV to V2	
	X'01B0'	TR31 Export - Permit PINGEN/PINVER to V0/V1/V2:N	

JNI version

This verb has a Java Native Interface (JNI) version, which is named CSNBT31XJ.

See [“Building Java applications using the CCA JNI”](#) on page 23.

Format

```
public native void CSNBT31XJ(
    hikmNativeNumber return_code,
    hikmNativeNumber reason_code,
    hikmNativeNumber exit_data_length,
    byte[] exit_data,
    hikmNativeNumber rule_array_count,
    byte[] rule_array,
    byte[] key_version_number,
    hikmNativeNumber key_field_length,
    hikmNativeNumber source_key_identifier_length,
    byte[] source_key_identifier,
    hikmNativeNumber unwrap_kek_identifier_length,
    byte[] unwrap_kek_identifier,
    hikmNativeNumber wrap_kek_identifier_length,
    byte[] wrap_kek_identifier,
    hikmNativeNumber opt_blocks_length,
    byte[] opt_blocks,
    hikmNativeNumber tr31_key_block_length,
    byte[] tr31_key_block);
```

TR31 Key Import (CSNBT31I)

Use the TR31 Key Import verb to convert a non-proprietary external key-block that is formatted under the rules of TR-31 into a proprietary CCA external or internal fixed-length DES key-token with its attributes in

a control vector. Also, use the TR31 Key Import verb to convert a TR-31 key block to an AES or HMAC CCA key token.

Note: The ANSI X9 TR-31-2018 optional block, which limits the hash algorithm of the HMAC key, is also supported.

After being imported into a CCA key-token, the key and its attributes are ready to be used in a CCA system. The verb takes as input an external TR-31 key block and the internal DES IMPORTER or IKEYXLAT key-encrypting key of the key that was used to wrap the TR-31 key block.

The TR31 Key Import verb is analogous to the existing Key Import verb, except that TR31 Key Import accepts an external non-CCA DES key-token instead of an external CCA fixed-length DES key-token, and it translates the key to either an external or internal fixed-length DES key-token instead of only an internal fixed-length DES key-token. An import by TR31 Key Import to an external key-token requires a suitable internal fixed-length DES key-encrypting key. The purpose of both verbs is to import a DES key from another party.

An external-to-external translation would not normally be called an *export* or *import operation*. Instead, it would be called a *key translation* and would be handled by a verb such as Key Translate or Key Translate2. For practical reasons, the export of an external CCA DES key-token to an external TR-31 format is supported by the Key Export to TR31 verb, and the import of an external TR-31 key block to an external CCA DES key-token format is supported by the TR31 Key Import verb.

Prior to Release 5.4 and Release 6.2, the verb can only be used to import DES cryptographic keys from an external TR-31 key block wrapped under a DES key-encrypting key using key block version IDs (also called methods) "A", "B", or "C" based on ASC X9 TR 31-2018. The mechanism is designed to use AES as the unwrapping cipher. Beginning with Release 5.4, DES and TDES keys can be unwrapped with an AES key block protection key using ISO 20038 method "D":

- Method "D" is applicable to all prior exportable DES key types and translations to the "D" key block version ID (protection method). Some DES translation options are restricted according to the method. In all cases, method "D" follows the same restrictions in place for method "B".
- An AES IMPORTER key-encrypting key with usage IMPTT31D (Release 5.4 and Release 6.2 or later) allowed is required for unwrapping the output TR-31 key block that contains a DES key. In addition, usage WR-DES must be allowed.

Beginning with Release 5.4, support is added to import from an external TR-31 key block unwrapped under an AES key-encrypting key using a method based on ISO 20038:

- AES keys can be unwrapped with an AES key block protection key using method "D". Method "D" is limited to the following AES key types:

CIPHER	DKYGENKY	EXPORTER	IMPORTER	MAC	PINPROT
--------	----------	----------	----------	-----	---------

- An AES IMPORTER key encrypting key with usage IMPTT31D (Release 5.4 or later) allowed is required for unwrapping the output TR-31 key block that contains an AES key. In addition, usage WR-AES must be allowed.

Beginning with Release 5.6, support is added to import an external TR-31 key block wrapped under an AES key-encrypting key using a method based on ISO 20038 or ASC X9 TR 31-2018 as determined by the HMAC hash algorithm limit specified in the rule array. The ISO 20038 algorithm identifier "H" for SHA-1 hash limit of the key and algorithm identifier "I" for SHA-2 hash limit of the key are also supported. The hash algorithms recognized are: SHA-1, SHA-224, SHA-256, SHA-384, and SHA-512. How CCA imports a TR-31 key block with algorithm "H" or "I" is determined based on the specification of the HMAC hash algorithm limit in the rule array.

Note that the TR31 Key Import verb does not support the translation of an external key from encipherment under one key-encrypting key to encipherment under a different key-encrypting key. When converting an external TR-31 key block to an external fixed-length DES key-token, the key-encrypting key used to wrap the external TR-31 key block must be the same as the one used to wrap the external fixed-length DES key-token. Use the Key Translate or Key Translate2 verbs for switching external key wrapping keys: the normal function of those verbs.

Both CCA and TR-31 define key attributes that control key usage. In both cases, the usage information is securely bound to the key so that the attributes cannot be changed in unintended or uncontrolled ways. CCA maintains its DES key attributes in a control vector (CV), while a TR-31 key block uses fields: *key usage*, *algorithm*, *mode of use*, and *exportability*.

Each attribute in a CCA control vector falls under one of these categories:

1. There is a one-to-one correspondence between the CV attribute and the TR-31 attribute. For these attributes, conversion is straightforward.
2. There is not a one-to-one correspondence between the CV attribute and the TR-31 attribute, but the attribute can be automatically translated when performing this export operation.
3. There is not a one-to-one correspondence between the CV attribute and the TR-31 attribute, in which case a rule-array keyword has been defined to specify which attribute is to be used in the TR-31 key block.
4. Category (1), (2), or (3) applies, but there are some attributes that are lost completely on translation (for example, key-generating bits in key-encrypting keys).
5. None of the above categories applies, because the key type, its attributes, or both simply cannot be reasonably translated into a TR-31 key block.

The control vector is always checked for compatibility with the TR-31 attributes. It is an error if the specified control vector attributes are in any way incompatible with the attributes of the input key. In addition, access control points are defined that can be used to restrict the permitted attribute conversions.

The import operation produces the CCA external or internal fixed-length DES key-token as its output. It does not return any field values or optional block data from the TR-31 key block header. To obtain the header field values, use the TR31 Key Token Parse verb. To obtain optional block data from the header, use the TR31 Optional Data Read verb.

An optional control vector transport control rule-array keyword can be passed to the Key Export to TR31 verb. Such a keyword specifies that the verb is to copy the control vector from the CCA DES key into the TR-31 key block. A copy of the control vector is passed in an IBM-proprietary optional block. See [“TR-31 optional block data” on page 1169](#).

If the TR-31 key block contains an IBM-proprietary block, the TR31 Key Import verb verifies that the control vector is compatible with the attributes in the TR-31 key block. If any incompatibility is found, the verb rejects the import. If the control vector is valid for the key, the verb uses it for the control vector of the CCA DES key-token. Note that the import operation is always subject to the restrictions imposed by the relevant access control points, even if a control vector is received.

A control vector, if present, can be in the TR-31 key block in one of two ways, depending on the control vector transport control keyword specified in the rule array of the Key Export to TR31 verb when the key was exported. One keyword option is ATTR-CV, and the other is INCL-CV:

ATTR-CV

Causes a copy of the control vector to be included in the TR-31 key block. The TR-31 key usage and mode of use fields are set to IBM proprietary. See [“TR-31 optional block data” on page 1169](#). These proprietary values indicate that the usage and mode information is contained in the included control vector. In this case, if the TR31 Key Import verb successfully verifies that the included control vector does not conflict with the rule-array keywords specified, it uses it as the control vector for the imported CCA DES key-token.

INCL-CV

Causes a copy of the control vector to be included in the TR-31 key block. The TR-31 key usage and mode of use fields contain attributes from the set defined in the TR-31 standard. In this case, the TR31 Key Import verb verifies that the usage and mode information in those fields are compatible with the included control vector. The verb also verifies that no rule array keywords conflict with the control vector.

TR31 Key Import (CSNBT31I)

Note that the included CV could have more capability from a CCA perspective than the TR-31 usage and mode fields indicate. This difference is not an error, because the key block binding methods give the importer assurance that the key block optional blocks are as secure as any other attribute.

Note: This verb supports PCI-HSM 2016 compliant-tagged key tokens.

With PCI-HSM 2016, CCA introduces compliance-tagged key support for domains that enter compliance mode. Compliance-tagged TDES keys may be converted to or from TR-31 key blocks. The wrapping key encrypting key (KEK) must be compliance-tagged as well as the key to be exported or imported. A compliance-tagged KEK cannot be used to import or export a key that is not compliance-tagged.

Special notes

Additional information about CSNBT31I.

1. Several import situations might require keywords. Keywords are ignored for INCL - CV scenarios unless they directly conflict with the included CV. For example, the verb returns an error if the control vector indicates that a DKYGENKY key has a subtype of DKYLO and the user specifies the DKYL1 keyword.
2. Be aware of the interaction of ACP X'0158' (TR31 Export - Permit Any CCA Key if INCL-CV Is Specified) with the INCL - CV keyword for the Key Export to TR31 verb. Without the INCL - CV keyword specified, most export translations are guarded by key-type specific ACPs. These ACPs are used to guard the source CCA system against attacks involving reimport of the exported key under ambiguous circumstances. When the control vector is exported in an optional block along with the key, it is securely bound to the encrypted key. This somewhat protects the source system because the key on import is allowed to have only the form of the included control vector. Expansion of capability is blocked. If ACP X'0158' is not enabled in the active role, the type-specific ACPs are still required. However, if ACP X'0158' is enabled, the key-type specific ACPs are not checked when INCL - CV is specified.
3. Be aware of ACP X'017C' (TR31 Import - Permit V0/V1/V2:N to PINGEN/PINVER) for import of PINGEN or PINVER keys to wrapping mode A, usage V0, V1, V2, and mode N.

The extra translation-specific ACPs are intended to enable control of situations where the CCA imported key type is ambiguous based on the TR-31 key attributes. This ambiguity is never the case when INCL - CV has been specified with the Key Export to TR31 verb, which ensures that the imported TR-31 key block has a valid CV to precisely control the resultant CCA key. Therefore, there are no translation-specific ACPs governing INCL - CV import translations.

Examples

Examples for CSNBT31I.

1. A full MAC key that is exported as TR-31 "C0" key block with an included control vector will be re-imported as a full MAC key.
2. A DKYGENKY key with key usage DALL key exported as a TR-31 "E0", "E1", or "E2" key block with an included control vector will be re-imported as a DKYGENKY key with key usage DALL, even though the "E0", "E1", and "E2" types are more restricted.

Format

The format of CSNBT31I.

```
CSNBT31I(
    return_code,
    reason_code,
    exit_data_length,
    exit_data,
    rule_array_count,
    rule_array,
    tr31_key_block_length,
    tr31_key_block,
    unwrap_kek_identifier_length,
    unwrap_kek_identifier,
    wrap_kek_identifier_length,
    wrap_kek_identifier,
    output_key_identifier_length,
    output_key_identifier,
    num_opt_blocks,
    cv_source,
    protection_method)
```

Parameters

The parameter definitions for CSNBT31I.

For the definitions of the *return_code*, *reason_code*, *exit_data_length*, and *exit_data* parameters, see [“Parameters common to all verbs” on page 18](#).

rule_array_count

Direction: Input
Type: Integer

A pointer to an integer variable containing the number of elements in the *rule_array* variable. The value must be 1, 2, 3, or 4.

rule_array

Direction: Input
Type: String array

A pointer to a string variable containing an array of keywords. The keywords are 8 bytes in length and must be left-aligned and padded on the right with space characters. The *rule_array* keywords are shown in [#unique_1133/unique_1133_Connect_42_csnbt31i_keywords on page 847](#):

Keyword	Meaning
<i>Token identifier</i> (one required)	
INTERNAL	Specifies to return the output key in an internal CCA key-token.
EXTERNAL	Specifies to return the output key in an external CCA key-token, wrapped by the transport key identified by the wrap_kek_identifier parameter.
Wrap KEK key algorithm (one, optional). Only valid for EXTERNAL.	
WKEY-AES	Specifies that the wrap_kek_identifier parameter identifies an operational variable-length AES key-token, or the label of such a record in AES key-storage. Only valid when the key block identified by the tr31_key_block parameter contains an AES or DES key protected by the Key Derivation Binding Method 2017 Edition (that is, the key block version ID in byte 0 of the header is ASCII "D").

Keyword	Meaning
WKEY-DES	Specifies that the wrap_kek_identifier parameter identifies an operational fixed-length DES key-token, or the label of such a record in DES key-storage. Only valid when the key block identified by the tr31_key_block parameter contains a DES key protected by the Key Variant Binding Method 2005 Edition, Key Derivation Binding Method 2010 Edition, or Variant Binding Method 2010 Edition (that is, the key block version ID in byte 0 of the header is ASCII "A", "B", or "C"). This is the default for keyword EXTERNAL.
<p>CCA output key usage subgroups (One from one subgroup required based on TR-31 input key usage. Keywords for the subgroup are valid only for given TR-31 key usage.)</p> <p>Note: None of the following keywords are allowed if the TR-31 key block provided as input has an optional block that contains a CCA control vector. See Table 330 on page 1169. If the TR-31 key block header contains an optional block with a control vector in it, the control vector is used in place of keywords to produce the output CCA key-token. If the key usage and mode of use fields of the key block are not IBM-defined (see Table 330 on page 1169), the control vector must not conflict with any TR-31 header fields.</p>	
<p><i>CV subtype extension for "C0" key usage</i> (one required). Only valid for TR-31 key block with key usage "C0" and no control vector in optional block.</p>	
CVK-CVV	Convert a TR-31 card verification key (CVK) to a double-length CCA DES MAC key that has a subtype extension of CVVKEY-A. This restricts the key to generating or verifying a Visa CVV or MasterCard CVC.
CVK-CSC	Convert a TR-31 CVK to a CCA DES MAC key that has a subtype extension of AMEX-CSC. This restricts the key to generating or verifying an American Express card security code, also known as a card identification number (CID).
<p><i>CV key type for "K0" key usage</i> (one required). Only valid for TR-31 key block with key usage "K0" and no control vector in optional block.</p>	
EXPORTER	For TR-31 key usage "K0" and mode of use "E" or "B", convert a TR-31 key encryption or wrapping key to a CCA EXPORTER key.
OKEYXLAT	For TR-31 key usage "K0" and mode of use "E" or "B", convert a TR-31 key encryption or wrapping key to a CCA OKEYXLAT key.
IMPORTER	For TR-31 key usage "K0" and mode of use "D" or "B", convert a TR-31 key encryption or wrapping key to a CCA IMPORTER key.
IKEYXLAT	For TR-31 key usage "K0" and mode of use "D" or "B", convert a TR-31 key encryption or wrapping key to a CCA IKEYXLAT key.
<p>Key type of PIN encryption key for key usage "P0" and mode of use "E", "B", or "D" (one required for "B", otherwise one, optional). Allowed for TR-31 algorithm "A" (AES) or "T" (TDEA). Not allowed with any other key usage. Release 5.5 or later.</p> <p>Note: CCA does not support a PIN encryption key that can do both outbound encryption and inbound decryption.</p>	
IPINENC	<p>Specifies to import a key with mode of use (byte 8) "B" to "D" (but not "E") and key usage (bytes 5 – 6) of "P0" – PIN encryption key to a CCA DES IPINENC or AES PINPROT key, depending on the algorithm (byte 7):</p> <ul style="list-style-type: none"> • For algorithm "T" (TDES), import the key as a CCA TDES default IPINENC key. • For algorithm "A" (AES), import the key as a CCA AES PINPROT key with key usage of DECRYPT, CBC, PINXLATE, REFORMAT, NOFLDFMT, and ISO-4. <p>This is the default for mode of use "D".</p>

Keyword	Meaning
OPINENC	<p>Specifies to import a key with mode of use (byte 8) "B" or "E" (but not "D") and key usage (bytes 5 – 6) of "P0" – PIN encryption key to a CCA DES OPINENC or AES PINPROT key, depending on the algorithm (byte 7):</p> <ul style="list-style-type: none"> • For algorithm "T" (TDES), import the key as a CCA TDES default OPINENC key. • For algorithm "A" (AES), import the key as a CCA AES PINPROT key with key usage of ENCRYPT, CBC, PINXLATE, REFORMAT, NOFLDFMT, and ISO-4. <p>This is the default for mode of use "E".</p>
<p>CV key type for "V0", "V1", or "V2" key usage (one required). Only valid for TR-31 key block with key usage "V0", "V1", or "V2" and no control vector in optional block. When this keyword is specified, an optional CV key type modifier can be specified for key usage "V0" or "V1".</p>	
PINGEN	Convert a TR-31 PIN verification key to a CCA PINGEN key.
PINVER	Convert a TR-31 PIN verification key to a CCA PINVER key.
<p>CV key usage for "E0" or "E2" key usage (one required) Only valid for TR-31 key block with key usage "E0" or "E2" and no control vector in optional block.</p>	
DMAC	Convert TR-31 EMV/chip issuer master key: application cryptograms or secure messaging for integrity to CCA DKYGENKY with key usage DMAC.
DMV	Convert TR-31 EMV/chip issuer master key: application cryptograms or secure messaging for integrity to CCA DKYGENKY with key usage DMV.
<p>CV key usage for "E1" key usage (one required) Only valid for TR-31 key block with key usage "E1" and no control vector in optional block.</p>	
DMPIN	Convert TR-31 EMV/chip issuer master key: secure messaging for confidentiality to CCA DKYGENKY with key usage DMPIN
DDATA	Convert TR-31 EMV/chip issuer master key: secure messaging for confidentiality to CCA DKYGENKY with key usage DDATA.
<p>CV key usage for "E5" key usage (one required) Only valid for TR-31 key block with key usage "E5" and no control vector in optional block.</p>	
DMAC	Convert TR-31 EMV/chip issuer master key: card personalization to CCA DKYGENKY with key usage DMAC.
DMV	Convert TR-31 EMV/chip issuer master key: card personalization to CCA DKYGENKY with key usage DMV.
DEXP	Convert TR-31 EMV/chip issuer master key: card personalization to CCA DKYGENKY with key usage DEXP.
<p>CV subtype for "E0", "E1", or "E2" key usage (one required). Only valid for TR-31 key block with key usage "E0", "E1", or "E2" and no control vector in optional block.</p>	
DKYL0	Convert TR-31 EMV/chip issuer master key: application cryptograms, secure message for confidentiality, or secure message for integrity to CCA DKYGENKY with subtype DKYL0.
DKYL1	Convert TR-31 EMV/chip issuer master key: application cryptograms, secure message for confidentiality, or secure message for integrity to CCA DKYGENKY with subtype DKYL1.

Keyword	Meaning
DKYL2	<p>Specifies to import an EMV/chip issuer master key with key usage (bytes 5 – 6) of "E0" - application programs, "E1" – secure messaging for confidentiality, "E2" – secure message for integrity, "E4" – dynamic numbers, or "E5" – card personalization to an AES DKYGENKY key (byte 7):</p> <ul style="list-style-type: none"> • For algorithm "A", an AES DKYGENKY key with KUF1 HOB = X'02' (DKYL2). • For algorithm "T", not valid.
<p>CV key type modifier for "V0" or "V1" key usage (one required). Only valid for TR-31 key block with key usage "V0" or "V1" and no control vector in optional block.</p>	
NOOFFSET	<p>Convert a TR-31 PIN verification key to a CCA PINGEN or PINVER key with the key type modifier NOOFFSET, so that the key cannot participate in a PIN offset process or PVV process.</p>
<p><i>Key-wrapping method (one, optional)</i></p>	
USECONFG	<p>This is the default. Specifies to wrap the key using the configuration setting for the default wrapping method. The default wrapping method configuration setting may be changed using the TKE. This keyword is ignored for AES keys.</p> <p>Note: Do not use this keyword if the default wrapping method is WRAP-ECB and a control vector is present in an optional block of the TR-31 key block with CV bit 56 = B'1' (ENH-ONLY). Use the WRAP-ENH keyword instead.</p>
WRAP-ECB	<p>Specifies to wrap the key using the legacy wrapping method.</p> <p>Note: Do not use this keyword if a control vector is present in an optional block of the TR-31 key block with CV bit 56 = B'1' (ENH-ONLY).</p>
WRAP-ENH	<p>Specifies to wrap the key using the enhanced wrapping method.</p>
<p><i>Translation control (optional).</i> This keyword is valid only with key-wrapping method WRAP-ENH or with USECONFG when the default wrapping method is WRAP-ENH. This option cannot be used on a key with a control vector valued to binary zeros.</p>	
ENH-ONLY	<p>Specifies to restrict the key from being wrapped with the legacy method once it has been wrapped with the enhanced method. Sets CV bit 56 = B'1' (ENH-ONLY).</p> <p>Note: If a control vector is present in an optional block of the TR-31 key block with CV bit 56 = B'0', this keyword overrides that value in the CCA key-token. This keyword has no effect if the control vector in an optional block is all zeros.</p>
<p>HMAC hash algorithm limit for key usage "M7" and algorithm "H" (One, optional). Not allowed with any other key usage.</p> <p>Security note: ISO 20038 and ANSI X9 TR-31-2018 represent the HMAC hash algorithm limit in different ways:</p> <ul style="list-style-type: none"> • ISO 20038 represents hash limit in the algorithm value at offset 7. An HMAC key limited to SHA-1 uses ASCII 'H' and does not contain an optional block 'HM'. • ANSI X9 TR-31-2018 always uses 'H' for the algorithm value at offset 7 and represents the hash algorithm limit in the optional block with identifier 'HM'. • The ISO 'H' algorithm key block has a dual meaning: <ul style="list-style-type: none"> – For an ISO 20038 implementation, the resulting key block is limited to SHA-1 hash MAC. – For an ANSI X9 TR-31-2018 implementation, the key does not have any hash algorithm limit because the optional block with identifier 'HM' is not present. 	

Keyword	Meaning
HMAC - ISO	<p>This keyword specifies to import an HMAC key block according to the ISO 20038. Interpretation is as follows:</p> <ul style="list-style-type: none"> • If the key block contains an optional block with identifier 'HM', it will be ignored. • Import of a key block with 'H' for the algorithm value at offset 7 will result in the output_key_identifier holding an HMAC key in a Version X'05' variable-length symmetric key-token that allows a hash method of SHA-1 (KUF2 HOB = B'1xxx xxxx'). • Import of a key block with 'I' for the algorithm value at offset 7 will result in the output_key_identifier holding an HMAC key in a Version X'05' variable-length symmetric key-token that allows all SHA-2 hash methods (KUF2 HOB = B'x111 1xxx' for SHA-224, SHA-256, SHA-384, and SHA-512).
HMAC - X9	<p>This keyword specifies to import an HMAC key block according to the ANSI X9 TR-31-2018. Interpretation is as follows:</p> <ul style="list-style-type: none"> • If the key block does not have 'H' for the algorithm value at offset 7, 8/2121 will be returned. If the key block does not contain an optional block with identifier 'HM', new error 8/2182 will be returned. • Import will result in the output_key_identifier holding an HMAC key in a Version X'05' variable-length symmetric key-token that allows the hash method in the KUF2 HOB that matches the specification in the optional block with identifier 'HM'.
HMAC - UNK	<p>This keyword specifies for the HSM to inspect the key block to determine the appropriate hash algorithm limit for the HMAC key. Interpretation is as follows:</p> <ul style="list-style-type: none"> • Import of a key block with 'H' for the algorithm value at offset 7 and with an optional block with identifier 'HM' will result in the output_key_identifier holding an HMAC key in a Version X'05' variablelength symmetric key-token that allows the hash method in the KUF2 HOB that matches the specification in the optional block with identifier 'HM'. • Import of a key block with 'H' for the algorithm value at offset 7 and without an optional block with identifier 'HM' will result in the output_key_identifier holding an HMAC key in a Version X'05' variablelength symmetric key-token that allows hash methods of SHA-1 and SHA-2 (KUF2 HOB = B'1111 1xxx' for SHA-1, SHA-224, SHA-256, SHA-384, and SHA-512). • Import of a key block with 'I' for the algorithm value at offset 7 will result in the output_key_identifier holding an HMAC key in a Version X'05' variable-length symmetric key-token that allows all SHA-2 hash methods (KUF2 HOB = B'x111 1xxx' for SHA-224, SHA-256, SHA-384, and SHA-512). <p>This is the default.</p>

Table 241 on page 851 shows all valid translations for import of a TR-31 BDK base derivation key (usage "B0") to a CCA KEYGENKY key, along with any access control commands that must be enabled in the active role for that key type and control vector attributes. These keys are for translating derived unique key per transaction (DUKPT) base derivation keys.

Key usage	Key block protection method keyword (version ID)	Mode of use	Rule-array keywords	CCA key type and control vector attributes	Offset	Command
"B0"	"A"	"N"	N/A	KEYGENKY, double length, UKPT (CV bit 18 = B'1')	N/A	N/A

Table 241. Import translation table for a TR-31 BDK base derivation key (usage "B0") (continued)

Key usage	Key block protection method keyword (version ID)	Mode of use	Rule-array keywords	CCA key type and control vector attributes	Offset	Command
"B0"	"B" or "C"	"X"	N/A	KEYGENKY, double length, UKPT (CV bit 18 = B'1')	N/A	N/A

Note:

1. These keys are the base keys from which derived unique key per transaction (DUKPT) initial keys are derived for individual devices such as PIN pads.
2. This table defines the only supported translations for this TR-31 usage. Usage must be the following value:
"B0"
 BDK base derivation key.
3. There are no specific access-control commands for this translation because it is not ambiguous or in need of interpretation.

Table 242 on page 852 shows all valid translations for import of a TR-31 CVK card verification key (usage "C0") to a CCA MAC or DATA key, along with any access control commands that must be enabled in the active role for that key type and control vector attributes. These keys are for computing or verifying (against supplied value) a card verification code with the CVV, CVC, CVC2, and CVV2 algorithm.

Table 242. Import translation table for a TR-31 CVK card verification key (usage "C0")

Key usage	Key block protection method keyword (version ID)	Mode of use	Rule-array keywords	CCA key type and control vector attributes	Offset	Command
"C0"	"A", "B", or "C"	"G" or "C"	CVK-CSC	MAC, single or double length, AMEX-CSC (CV bits 0 - 3 = B'0100')	X'015B'	TR31 Import - Permit C0 to MAC/ MACVER:AMEXCSC
			CVK-CVV	MAC, double length, CVVKEY-A (CV bits 0 - 3 = B'0010')	X'015A'	TR31 Import - Permit C0 to MAC/ MACVER:CVVKEY-A
	"V"	CVK-CSC	MACVER, single or double length, AMEX-CSC (CV bits 0 - 3 = B'0100')	X'015B'	TR31 Import - Permit C0 to MAC/ MACVER:AMEXCSC	
			CVK-CVV	MACVER, double length, CVVKEY-A (CV bits 0 - 3 = B'0010')	X'015A'	TR31 Import - Permit C0 to MAC/ MACVER:CVVKEY-A

Table 242. Import translation table for a TR-31 CVK card verification key (usage "C0") (continued)

Key usage	Key block protection method keyword (version ID)	Mode of use	Rule-array keywords	CCA key type and control vector attributes	Offset	Command
Security considerations:						
<ol style="list-style-type: none"> There is asymmetry in the translation from a CCA DATA key to a TR-31 key. The asymmetry results from CCA DATA keys having attributes of both data encryption keys and MAC keys, while TR-31 separates data encryption keys from MAC keys. A CCA DATA key can be exported to a TR-31 "C0" key, if one or both applicable MAC generate and MAC verify control vector bits are on. However, a TR-31 "C0" key cannot be imported to the lower-security CCA DATA key, it can be imported only to a CCA key type of MAC or MACVER. This restriction eliminates the ability to export a CCA MAC or MACVER key to a TR-31 key and re-importing it back as a CCA DATA key with the capability to Encipher, Decipher, or both. The translation from TR-31 usage "C0" is controlled by rule array keywords when using the TR31_Key_Import verb. This makes it possible to convert an exported CCA CVVKEY-A key into an AMEX-CSC key or the other way around. To prevent such a conversion, do not enable offsets X'015A' (TR31 Import - Permit C0 to MAC/MACVER:CVVKEY-A) and X'015B' (TR31 Import - Permit C0 to MAC/MACVER:AMEXCSC) at the same time. However, if both CVVKEY-A and AMEX-CSC translation types are required, then offsets X'015A' and X'015B' must be enabled. In this case, control is up to the development, deployment, and execution of the applications themselves. 						
Note:						
<ol style="list-style-type: none"> Card verification keys are used for computing or verifying (against supplied value) a card verification code with the CVV, CVC, CVC2, and CVV2 algorithms. In CCA, these keys correspond to keys used with two algorithms: <ul style="list-style-type: none"> • Visa CVV and MasterCard CVC codes are generated and verified using the CVV Generate and CVV Verify verbs. These verbs require a key type of DATA or MAC/MACVER with a subtype extension (CV bits 0 - 3) of ANY-MAC, single-length CVVKEY-A and single-length CVVKEY-B, and a double-length CVVKEY-A (see CVV Key Combine verb). The MAC generate and the MAC verify (CV bits 20 - 21) key usage values must be set appropriately. • American Express CSC codes are generated and verified using the Transaction Validation verb. This verb requires a key type of MAC or MACVER with a subtype extension of ANY-MAC or AMEX-CSC. The translation from TR-31 usage "C0" to a CCA MAC/MACVER key with a subtype extension of ANY-MAC (CV bits 0 - 3 = B'0000') is not allowed. This table defines the only supported translations for this TR-31 usage. Usage must be the following value: <p>"C0" CVK card verification key</p> CCA does not have an equivalent to the TR-31 "generate only" mode of use, so a translation from TR-31 mode "G" will result in a CCA MAC key with both MAC generate and MAC verify attributes (CV bits 20 - 21 = B'11'). Note that any key that can perform a generate operation can readily verify a MAC as well. The CCA representation and the TR-31 representation of CVV keys are incompatible. CCA represents the CVVKEY-A and CVVKEY-B keys as two 8-byte (single length) keys, while TR-31 represents these keys as one 16-byte key. The CVV Generate and CVV Verify verbs have support added to accept one 16-byte CVV key, using left and right key parts as A and B. Current Visa standards require this. Import and export of 8-byte CVVKEY-A and CVVKEY-B MAC/MACVER keys is allowed only using the proprietary TR-31 usage+mode values ("10" and "1", respectively) to indicate encapsulation of the IBM control vector in an optional block, because the 8-byte CVVKEY-A is meaningless and useless as a TR-31 "C0" usage key of any mode. 						

Table 243 on page 854 shows all valid translations for import of a TR-31 data encryption key (usage "D0") to a CCA ENCIPHER, DECIPHER, CIPHER, or DATA key, along with any access control commands that must be enabled in the active role for that key type and control vector attributes. These keys are used for the encryption and/or decryption of data.

<i>Table 243. Import translation table for a TR-31 data encryption key (usage "D0")</i>						
Key usage	Key block protection method keyword (version ID)	Mode of use	Rule-array keywords	CCA key type and control vector attributes	Offset	Command
"D0"	"A", "B", or "C"	"E"	N/A	ENCIPHER, single or double length	N/A	N/A
		"D"	N/A	DECIPHER, single or double length		
		"B"	N/A	CIPHER, single or double length		
<p>Security consideration: There is asymmetry in the translation from a CCA DATA key to a TR-31 key. The asymmetry results from CCA DATA keys having attributes of both data encryption keys and MAC keys, while TR-31 separates data encryption keys from MAC keys. A CCA DATA key can be exported to a TR-31 "D0" key, if one or both applicable Encipher or Decipher control vector bits are on. However, a TR-31 "D0" key cannot be imported to the lower-security CCA DATA key, it can be imported only to a CCA key type of ENCIPHER, DECIPHER, or CIPHER. This restriction eliminates the ability to export a CCA DATA key to a TR-31 key, and re-importing it back as a CCA DATA key with the capability to MAC generate and MAC verify.</p> <p>Note:</p> <ol style="list-style-type: none"> 1. Data encryption keys are used for the encryption and decryption of data. 2. This table defines the only supported translations for this TR-31 usage. Usage must be the following value: "D0" Data encryption 3. There are no specific access-control commands for this translation since it is not ambiguous or in need of interpretation. 						

Table 244 on page 855 shows all valid translations for import of a TR-31 key encryption or wrapping, or key block protection key (usages "K0", "K1") to a CCA EXPORT, OKEYXLAT, IMPORTER, or IKEYXLAT key, along with any access control commands that must be enabled in the active role for that key type and control vector attributes. These keys are used only to encrypt or decrypt other keys, or as a key used to derive keys that are used for that purpose.

Table 244. Import translation table for a TR-31 key encryption or wrapping, or key block protection key (usages "K0", "K1")

Key usage	Key block protection method keyword (version ID)	Mode of use	Rule-array keywords	CCA key type and control vector attributes	Offset	Command			
"K0"	"A", "B", or "C"	"E"	OKEYXLAT	OKEYXLAT, double length	X'015C'	TR31 Import - Permit K0:E to EXPORTER/OKEYXLAT			
			EXPORTER	EXPORTER, double length, EXPORT on (CV bit 21 = B'1')					
		"D"	IKEYXLAT	IKEYXLAT, double length	X'015D'		TR31 Import - Permit K0:D to IMPORTER/IKEYXLAT		
			IMPORTER	IMPORTER, double length, IMPORT on (CV bit 21 = B'1')					
		"B"	OKEYXLAT	OKEYXLAT, double length	X'015E'			TR31 Import - Permit K0:B to EXPORTER/OKEYXLAT	
			EXPORTER	EXPORTER, double length, EXPORT on (CV bit 21 = B'1')					
			IKEYXLAT	IKEYXLAT, double length	X'015F'	TR31 Import - Permit K0:B to IMPORTER/IKEYXLAT			
			IMPORTER	IMPORTER, double length, IMPORT on (CV bit 21 = B'1')					
		"K1"	"B" or "C"	"E"	OKEYXLAT		OKEYXLAT, double length	X'0160'	TR31 Import - Permit K1:E to EXPORTER/OKEYXLAT
					EXPORTER		EXPORTER, double length, EXPORT on (CV bit 21 = B'1')		
				"D"	IKEYXLAT	IKEYXLAT, double length	X'0161'	TR31 Import - Permit K1:D to IMPORTER/IKEYXLAT	
					IMPORTER	IMPORTER, double length, IMPORT on (CV bit 21 = B'1')			
"B"	OKEYXLAT			OKEYXLAT, double length	X'0162'	TR31 Import - Permit K1:B to EXPORTER/OKEYXLAT			
	EXPORTER			EXPORTER, double length, EXPORT on (CV bit 21 = B'1')					
	IKEYXLAT			IKEYXLAT, double length	X'0163'		TR31 Import - Permit K1:B to IMPORTER/IKEYXLAT		
	IMPORTER			IMPORTER, double length, IMPORT on (CV bit 21 = B'1')					

Table 244. Import translation table for a TR-31 key encryption or wrapping, or key block protection key (usages "K0", "K1") (continued)

Key usage	Key block protection method keyword (version ID)	Mode of use	Rule-array keywords	CCA key type and control vector attributes	Offset	Command
-----------	--	-------------	---------------------	--	--------	---------

Security considerations:

1. The CCA OKEYXLAT, EXPORTER, IKEYXLAT, or IMPORTER KEK translation to a TR-31 "K0" key with mode "B" (both wrap and unwrap) is not allowed for security reasons. Even with access-control point control, this capability would give an immediate path to turn a CCA EXPORTER key into a CCA IMPORTER, and the other way around.
2. When a TR-31 key block does not have an included control vector as an optional block, the default control vector is used to construct the output key-token. Default CCA EXPORTER or IMPORTER keys have CV bits 18 - 20 on, which are used for key generation.

Note:

1. Key encryption or wrapping keys are used only to encrypt or decrypt other keys, or as a key used to derive keys that are used for that purpose.
2. This table defines the only supported translations for this TR-31 usage. Usage must be the following value:
 - "K0"**
Key encryption or wrapping
 - "K1"**
TR-31 key block protection key
3. Any attempt to import a TR-31 "K0" or "K1" key that has algorithm "D" (DEA) will result in an error because CCA does not support single-length KEKs.
4. CCA mode support is the same for version IDs "A", "B", and "C", because the distinction between TR-31 "K0" and "K1" does not exist in CCA keys. CCA does not distinguish between targeted protocols currently, and so there is no good way to represent the difference. Also note that most wrapping mechanisms now involve derivation or key variation steps.

Table 245 on page 857 shows all valid translations for import of a TR-31 ISO MAC algorithm key (usages "M0", "M1", "M3") to a CCA MAC, MACVER, DATA, DATAM, or DATAMV key, along with any access control commands that must be enabled in the active role for that key type and control vector attributes. These keys are use to compute or verify a code for message authentication.

Table 245. Import translation table for a TR-31 ISO MAC algorithm key (usages "M0", "M1", "M3")

Key usage	Key block protection method keyword (version ID)	Mode of use	Rule-array keywords	CCA key type and control vector attributes	Offset	Command
"M0"	"A", "B", or "C"	"G" or "C"	N/A	MAC, double length, ANY-MAC (CV bits 0 - 3 = B'0000')	X'0164'	TR31 Import - Permit M0/M1/M3 to MAC/MACVER:ANY-MAC
		"V"		MACVER, double length, ANY-MAC (CV bits 0 - 3 = B'0000')		
"M1"		"G" or "C"		MAC, single or double length, ANY-MAC (CV bits 0 - 3 = B'0000')		
		"V"		MACVER, single or double length, ANY-MAC (CV bits 0 - 3 = B'0000')		
"M3"		"G" or "C"		MAC, single or double length, ANY-MAC (CV bits 0 - 3 = B'0000')		
		"V"		MACVER, single or double length, ANY-MAC (CV bits 0 - 3 = B'0000')		

Security consideration: There is asymmetry in the translation from a CCA DATA key to a TR-31 key. The asymmetry results from CCA DATA keys having attributes of both data encryption keys and MAC keys, while TR-31 separates data encryption keys from MAC keys. A CCA DATA key can be exported to a TR-31 "M0", "M1", or "M3" key, if one or both applicable MAC generate and MAC verify control vector bits are on. However, a TR-31 "M0", "M1", or "M3" key cannot be imported to the lower-security CCA DATA key, it can be imported only to a CCA key type of MAC or MACVER. This restriction eliminates the ability to export a CCA MAC or MACVER key to a TR-31 key, and re-importing it back as a CCA DATA key with the capability to Encipher, Decipher, or both.

Table 245. Import translation table for a TR-31 ISO MAC algorithm key (usages "M0", "M1", "M3") (continued)

Key usage	Key block protection method keyword (version ID)	Mode of use	Rule-array keywords	CCA key type and control vector attributes	Offset	Command
Note:						
1. MAC keys are used to compute or verify a code for message authentication.						
2. This table defines the only supported translations for this TR-31 usage. Usage must be one of the following values:						
"M0"						
SO 16609 MAC algorithm 1, TDEA						
The ISO 16609 MAC algorithm 1 is based on ISO 9797. It is identical to "M1" except that it does not support 8-byte DES keys.						
"M1"						
SO 9797 MAC algorithm 1						
The ISO 9797 MAC algorithm 1 is identical to "M0" except that it also supports 8-byte DES keys.						
"M3"						
ISO 9797 MAC algorithm 3						
The X9.19 style of Triple-DES MAC.						
3. A CCA control vector has no bits defined to limit key usage by algorithm, such as CBC MAC (TR-31 usage "M0" and "M1") or X9.19 (TR-31 usage "M3"). When importing a TR-31 key block, the resulting CCA key token deviates from the restrictions of usages "M0", "M1", and "M3". Importing a TR-31 key block which allows MAC generation ("G" or "C") results in a control vector with the ANY-MAC attribute rather than for the restricted algorithm that is set in the TR-31 key block. The ANY-MAC attribute provides the same restrictions as what CCA currently uses for generating and verifying MACs.						

Table 246 on page 858 shows all the valid translations for import of a TR-31 HMAC algorithm key (usages "M7") to a CCA HMAC key, along with any access control commands that must be enabled in the active role for that key type and control vector attributes. These keys are used to compute or verify a code for message authentication.

Table 247 on page 859 shows all valid translations for import of a TR-31 PIN encryption or PIN verification key (usages "P0", "V0", "V1", "V2") to a CCA OPINENC, IPINENC, PINGEN, or PINVER key, along with any access control commands that must be enabled in the active role for that key type and control vector attributes. These keys are used to protect PIN blocks and to generate or verify a PIN using a particular PIN-calculation method for that key type.

Table 246. Import translation table for a TR-31 HMAC algorithm key (usages "M7")

Key usage	Key block protection method keyword (version ID)	Mode of use	Rule-array keywords	CCA key type and required key usage attributes	Access control name	Offset (hex)
"M7"	"D"	"G" or "C"	N/A	MAC + HMAC + GENERATE	T31I – Permit M7:G/V/C to HMAC MAC:GENERATE/VERIFY	X'017D'

Table 246. Import translation table for a TR-31 HMAC algorithm key (usages "M7") (continued)

Key usage	Key block protection method keyword (version ID)	Mode of use	Rule-array keywords	CCA key type and required key usage attributes	Access control name	Offset (hex)
"M7"	"D"	"V"	N/A	MAC + HMAC + VERIFY	T31I – Permit M7:G/V/C to HMAC MAC:GENERATE/ VERIFY	X'017D'

Table 247. Import translation table for a TR-31 PIN encryption or PIN verification key (usages "P0", "V0", "V1", "V2")

Key usage	Key block protection method keyword (version ID)	Mode of use	Rule-array keywords	CCA key type and control vector attributes	Offset	Command
"P0"	"A", "B", "C", or "D"	"E"	N/A	OPINENC, double length	X'0165'	T31I - Permit P0:E to DES OPINENC
			OPINENC	OPINENC, double length		
		"D"	N/A	IPINENC, double length	X'0166'	T31I - Permit P0:D to DES IPINENC
			IPINENC	IPINENC, double length		
		"B"	OPINENC	OPINENC, double length	X'0165'	T31I - Permit P0:E to DES OPINENC
			IPINENC	IPINENC, double length	X'0166'	T31I - Permit P0:D to DES IPINENC
	"D"	"D"	N/A	AES PINPROT, DECRYPT	X'01E2'	T31I - Permit P0:E/D to AES PINPROT: ENC/DEC+ CBC+ISO-4
			IPINENC	AES PINPROT, DECRYPT		
		"E"	N/A	AES PINPROT, ENCRYPT		
			OPINENC	AES PINPROT, ENCRYPT		
"B"	OPINENC	AES PINPROT, ENCRYPT				
	IPINENC	AES PINPROT, DECRYPT				

Table 247. Import translation table for a TR-31 PIN encryption or PIN verification key (usages "P0", "V0", "V1", "V2") (continued)

Key usage	Key block protection method keyword (version ID)	Mode of use	Rule-array keywords	CCA key type and control vector attributes	Offset	Command	
"V0"	"A"	"N" (requires both controls)	PINGEN	PINGEN, double length, NO-SPEC (CV bits 0 - 3 = B'0000')	NOOFFSET off (CV bit 37 = B'0')	X'0167'	T31I - Permit V0:N/G/C to DES PINGEN:NO-SPEC NOOFFSET
						X'017C'	T31I - Permit V0/V1/V2:N to DES PINGEN/PINVER
	"A", "B", "C", or "D"	"G" or "C"	PINGEN, NOOFFSET		NOOFFSET off (CV bit 37 = B'0')	X'0167'	T31I - Permit V0:N/G/C to DES PINGEN:NO-SPEC NOOFFSET
						"A"	"N" (requires both controls)
	X'017C'	T31I - Permit V0/V1/V2:N to DES PINGEN/PINVER					
	"A", "B", "C", or "D"	"G" or "C"	PINGEN, NOOFFSET		NOOFFSET on (CV bit 37 = B'1')	X'0167'	T31I - Permit V0:N/G/C to DES PINGEN:NO-SPEC NOOFFSET
						"A"	"N" (requires both controls)
	X'017C'	T31I - Permit V0/V1/V2:N to DES PINGEN/PINVER					
	"A", "B", "C", or "D"	"V" or "C"	PINVER, NOOFFSET		NOOFFSET off (CV bit 37 = B'0')	X'0168'	T31I - Permit V0:N/V to DES PINVER:NO-SPEC NOOFFSET
						"A"	"N" (requires both controls)
	X'017C'	T31I - Permit V0/V1/V2:N to DES PINGEN/PINVER					
	"A", "B", "C", or "D"	"V" or "C"	PINVER, NOOFFSET		NOOFFSET on (CV bit 37 = B'1')	X'0168'	T31I - Permit V0:N/V to DES PINVER:NO-SPEC NOOFFSET

Table 247. Import translation table for a TR-31 PIN encryption or PIN verification key (usages "P0", "V0", "V1", "V2") (continued)

Key usage	Key block protection method keyword (version ID)	Mode of use	Rule-array keywords	CCA key type and control vector attributes		Offset	Command	
"V1"	"A"	"N" (requires both controls)	PINGEN	PINGEN, double length, IBM PIN/ IBM-PINO (CV bits 0 - 3 = B'0001')	NOOFFSET off (CV bit 37 = B'0)	X'0169'	T31I - Permit V1:N/G/C to DES PINGEN:IBM-PIN/ IBM-PINO NOOFFSET	
						X'017C'	T31I - Permit V0/V1/V2:N to DES PINGEN/PINVER	
	"A", "B", "C", or "D"	"G" or "C"	PINGEN, NOOFFSET		NOOFFSET off (CV bit 37 = B'0)	X'0169'	T31I - Permit V1:N/G/C to DES PINGEN:IBM-PIN/ IBM-PINO NOOFFSET	
						X'017C'	T31I - Permit V0/V1/V2:N to DES PINGEN/PINVER	
	"A"	"N" (requires both controls)	PINGEN, NOOFFSET		NOOFFSET on (CV bit 37 = B'1')	X'0169'	T31I - Permit V1:N/G/C to DES PINGEN:IBM-PIN/ IBM-PINO NOOFFSET	
						X'017C'	T31I - Permit V0/V1/V2:N to DES PINGEN/PINVER	
	"A", "B", "C", or "D"	"G" or "C"	PINGEN, NOOFFSET		NOOFFSET on (CV bit 37 = B'1')	X'0169'	T31I - Permit V1:N/G/C to DES PINGEN:IBM-PIN/ IBM-PINO NOOFFSET	
						X'017C'	T31I - Permit V0/V1/V2:N to DES PINGEN/PINVER	
	"A"	"N" (requires both controls)	PINVER		PINVER, double length, IBM PIN/ IBM-PINO (CV bits 0 - 3 = B'0001')	NOOFFSET off (CV bit 37 = B'0)	X'016A'	T31I - Permit V1:N/V to DES PINVER:IBM-PIN/ IBM-PINO NOOFFSET
							X'017C'	T31I - Permit V0/V1/V2:N to DES PINGEN/PINVER
"A", "B", "C", or "D"	"V" or "C"	PINVER	NOOFFSET off (CV bit 37 = B'0)	X'016A'		T31I - Permit V1:N/V to DES PINVER:IBM-PIN/ IBM-PINO NOOFFSET		
				X'017C'		T31I - Permit V0/V1/V2:N to DES PINGEN/PINVER		
"A"	"N" (requires both controls)	PINVER, NOOFFSET	NOOFFSET on (CV bit 37 = B'1')	X'016A'		T31I - Permit V1:N/V to DES PINVER:IBM-PIN/ IBM-PINO NOOFFSET		
				X'017C'		T31I - Permit V0/V1/V2:N to DES PINGEN / PINVER		
"A", "B", "C", or "D"	"V" or "C"	PINVER, NOOFFSET	NOOFFSET on (CV bit 37 = B'1')	X'016A'		T31I - Permit V1:N/V to DES PINVER:IBM-PIN/ IBM-PINO NOOFFSET		
				X'017C'		T31I - Permit V0/V1/V2:N to DES PINGEN / PINVER		
"V2"	"A"	"N" (requires both controls)	PINGEN	PINGEN, double length, VISA-PVV (CV bits 0 - 3 = B'0010')		NOOFFSET off (CV bit 37 = B'0)	X'016B'	T31I - Permit V2:N/G/C to DES PINGEN:VISA-PVV
							X'017C'	T31I - Permit V0/V1/V2:N to DES PINGEN/PINVER
	"A", "B", "C", or "D"	"G" or "C"	PINGEN		NOOFFSET off (CV bit 37 = B'0)	X'016B'	T31I - Permit V2:N/G/C to DES PINGEN:VISA-PVV	
						X'017C'	T31I - Permit V0/V1/V2:N to DES PINGEN/PINVER	
	"A"	"N" (requires both controls)	PINVER		NOOFFSET on (CV bit 37 = B'1')	X'016C'	T31I - Permit V2:N/V to DES PINVER:VISA-PVV	
						X'017C'	T31I - Permit V0/V1/V2:N to DES PINGEN/PINVER	
	"A", "B", "C", or "D"	"G" or "C"	PINVER		NOOFFSET on (CV bit 37 = B'1')	X'016C'	T31I - Permit V2:N/V to DES PINVER:VISA-PVV	
						X'017C'	T31I - Permit V0/V1/V2:N to DES PINGEN/PINVER	

Security note: TR-31 key blocks that are protected under legacy version ID "A" (using the Key Variant Binding Method 2005 Edition) use the same mode of use "N" for PINGEN and PINVER keys. For version ID "A" keys only, for a given PIN key usage, enabling both the PINGEN and PINVER access-control points at the same time while enabling offset X'017C' (for mode "N", no special restrictions) is NOT recommended. In other words, for a particular PIN verification key usage, you should not simultaneously enable the four commands shown below for that usage:

<i>Table 248. Commands</i>		
Key type, mode, or version	Offset	Command
"V0": For usage V0, a user with the following four commands enabled in the active role can change a PINVER key into a PINGEN key and the other way around. Avoid simultaneously enabling these four commands.		
Key type PINGEN	X'0167'	TR31 Import - Permit V0 to PINGEN:NO-SPEC
Key type PINVER	X'0168'	TR31 Import - Permit V0 to PINVER:NO-SPEC
Mode "N"	X'017C'	TR31 Import - Permit V0/V1/V2:N to PINGEN/PINVER
Version "A"	X'0150'	TR31 Import - Permit Version A TR-31 Key Blocks
"V1": For usage V1, a user with the following four commands enabled in the active role can change a PINVER key into a PINGEN key and the other way around. Avoid simultaneously enabling these four commands.		
Key type PINGEN	X'0169'	TR31 Import - Permit V1 to PINGEN:IBM-PIN/IBMPINO
Key type PINVER	X'016A'	TR31 Import - Permit V1 to PINVER:IBM-PIN/IBMPINO
Mode "N"	X'017C'	TR31 Import - Permit V0/V1/V2:N to PINGEN/PINVER
Version "A"	X'0150'	TR31 Import - Permit Version A TR-31 Key Blocks
"V2": For usage V2, a user with the following four commands enabled in the active role can change a PINVER key into a PINGEN key and the other way around. Avoid simultaneously enabling these four commands.		
Key type PINGEN	X'016B'	TR31 Import - Permit V2 to PINGEN:VISA-PVV
Key type PINVER	X'016C'	TR31 Import - Permit V2 to PINVER:VISA-PVV
Mode "N"	X'017C'	TR31 Import - Permit V0/V1/V2:N to PINGEN/PINVER
Version "A"	X'0150'	TR31 Import - Permit Version A TR-31 Key Blocks

Failure to comply with this recommendation allows changing PINVER keys into PINGEN and the other way around.

Note:

1. PIN encryption keys are used to protect PIN blocks. PIN verification keys are used to generate or verify a PIN using a particular PIN-calculation method for that key type.
2. This table defines the only supported translations for this TR-31 usage. Usage must be one of the following values:

"P0"

PIN encryption

"V0"

PIN verification, KPV, other algorithm

Usage "V0" does not have its own PIN-calculation method defined. The mapping to NO-SPEC is sub-optimal. Exporting to "N" mode restricts keys from being imported with the IBM-PIN/IBM-PINO or VISA-PVV attribute, while CCA NO-SPEC allows any method.

"V1"

PIN verification, IBM 3624

"V2"

PIN verification, Visa PVV

The NOOFFSET keyword is not allowed for the Visa PVV algorithm because it does not support this attribute.

3. Mode must be one of the following values:

"E"

Encrypt/wrap only

This mode restricts PIN encryption keys to encrypting a PIN block. May be used to create or reencipher an encrypted PIN block (for key-to-key translation).

"D"

Decrypt/unwrap only

This mode restricts PIN encryption keys to decrypting a PIN block. Generally used in a PIN translation to decrypt the incoming PIN block.

"N"

No special restrictions (other than restrictions implied by the key usage)

This mode is used by several vendors for a PIN generate or PIN verification key when the key block version ID is "A".

"G"

Generate only

This mode is used for a PINGEN key that may not perform a PIN verification. The control vector will not have its EPINVER attribute on (CV bit 22 = B'0').

"V"

Verify only

This mode is used for PIN verification only. If the TR-31 key block does not have a control vector included, the only usage bits set on in the control vector is the EPINVER bit (CV bits 18 - 22 = B'00001').

"C"

Both generate and verify (combined)

This mode indicates that the control vector will have the default PINGEN bits on (CV bits 18 - 22 = B'11111').

4. Any attempt to import a TR-31 "P0" key that has mode "B" (both encrypt and decrypt) results in an error because CCA does not support this combination of attributes.

5. If the TR-31 key block contains a control vector, and the control vector has NOOFFSET on, the NOOFFSET keyword is not necessary because the verb will automatically set NOOFFSET on in this case.

Table 249 on page 864 shows all valid translations for import of a TR-31 EMV/chip issuer master-key key (usages "E0", "E1", "E2", "E3", "E4", "E5") to a CCA DKYGENKY, DATA, MAC, CIPHER, or ENCIPHER key, along with any access control commands that must be enabled in the active role for that key type

and control vector attributes. These keys are used by the chip cards to perform cryptographic operations or, in some cases, to derive keys used to perform operations.

Table 249. Import translation table for a TR-31 EMV/chip issuer master-key key (usages "E0", "E1", "E2", "E3", "E4", "E5")

Key usage	Key block protection method keyword (version ID)	Mode of use	Rule-array keywords	CCA key type and control vector attributes	Offset	Command
"E0"	"A"	"N"	DKYL0, DMAC	DKYGENKY, double length, DKYL0 (CV bits 12 - 14 = B'000'), DMAC (CV bits 19 - 22 = B'0010')	X'016D'	TR31 Import - Permit E0 to DKYGENKY:DKYL0+DMAC
	"B" or "C"	"X"				
	"A"	"N"	DKYL0, DMV	DKYGENKY, double length, DKYL0 (CV bits 12 - 14 = B'000'), DMV (CV bits 19 - 22 = B'0011')	X'016E'	TR31 Import - Permit E0 to DKYGENKY:DKYL0+DMV
	"B" or "C"	"X"				
	"A"	"N"	DKYL1, DMAC	DKYGENKY, double length, DKYL1 (CV bits 12 - 14 = B'001'), DMAC (CV bits 19 - 22 = B'0010')	X'016F'	TR31 Import - Permit E0 to DKYGENKY:DKYL1+DMAC
	"B" or "C"	"X"				
"A"	"N"	DKYL1, DMV	DKYGENKY, double length, DKYL1 (CV bits 12 - 14 = B'001'), DMV (CV bits 19 - 22 = B'0011')	X'0170'	TR31 Import - Permit E0 to DKYGENKY:DKYL1+DMV	
"B" or "C"	"X"					

Table 249. Import translation table for a TR-31 EMV/chip issuer master-key key (usages "E0", "E1", "E2", "E3", "E4", "E5") (continued)

Key usage	Key block protection method keyword (version ID)	Mode of use	Rule-array keywords	CCA key type and control vector attributes	Offset	Command	
"E1"	"A"	"N"	DKYL0, DMPIN	DKYGENKY, double length, DKYL0 (CV bits 12 - 14 = B'000'), DMPIN (CV bits 19 - 22 = B'1001')	X'0171'	TR31 Import - Permit E1 to DKYGENKY:DKYL0+DMPIN	
		"E"					
		"D"					
		"B"					
	"B" or "C"	"X"					
	"A"	"N"	DKYL0, DDATA	DKYGENKY, double length, DKYL0 (CV bits 12 - 14 = B'000'), DDATA (CV bits 19 - 22 = B'0001')	X'0172'	TR31 Import - Permit E1 to DKYGENKY:DKYL0+DDATA	
							"E"
							"D"
							"B"
	"B" or "C"	"X"					
	"A"	"N"	DKYL1, DMPIN	DKYGENKY, double length, DKYL1 (CV bits 12 - 14 = B'001'), DMPIN (CV bits 19 - 22 = B'1001')	X'0173'	TR31 Import - Permit E1 to DKYGENKY:DKYL1+DMPIN	
							"E"
"D"							
"B"							
"B" or "C"	"X"						
"A"	"N"	DKYL1, DDATA	DKYGENKY, double length, DKYL1 (CV bits 12 - 14 = B'001'), DDATA (CV bits 19 - 22 = B'0001')	X'0174'	TR31 Import - Permit E1 to DKYGENKY:DKYL1+DDATA		
						"E"	
						"D"	
						"B"	
"B" or "C"	"X"						
"E2"	"A"	"N"	DKYL0, DMAC	DKYGENKY, double length, DKYL0 (CV bits 12 - 14 = B'000'), DMAC (CV bits 19 - 22 = B'0010')	X'0175'	TR31 Import - Permit E2 to DKYGENKY:DKYL0+DMAC	
		"B" or "C"					"X"
	"A"	"N"	DKYL1, DMAC	DKYGENKY, double length, DKYL1 (CV bits 12 - 14 = B'001'), DMAC (CV bits 19 - 22 = B'0010')	X'0176'	TR31 Import - Permit E2 to DKYGENKY:DKYL1+DMAC	
		"B" or "C"					"X"

Table 249. Import translation table for a TR-31 EMV/chip issuer master-key key (usages "E0", "E1", "E2", "E3", "E4", "E5") (continued)

Key usage	Key block protection method keyword (version ID)	Mode of use	Rule-array keywords	CCA key type and control vector attributes	Offset	Command
"E3"	"A"	"N"	N/A	ENCIPHER	X'0177'	TR31 Import - Permit E3 to ENCIPHER
		"E"				
		"D"				
		"B"				
		"G"				
"B" or "C"	"X"					
"E4"	"A"	"N"	N/A	DKYGENKY, double length, DKYLO (CV bits 12 - 14 = B'000'), DDATA (CV bits 19 - 22 = B'0001')	X'0178'	TR31 Import - Permit E4 to DKYGENKY:DKYLO+DDATA
		"B"				
		"B" or "C"				

Table 249. Import translation table for a TR-31 EMV/chip issuer master-key key (usages "E0", "E1", "E2", "E3", "E4", "E5") (continued)

Key usage	Key block protection method keyword (version ID)	Mode of use	Rule-array keywords	CCA key type and control vector attributes	Offset	Command
"E5"	"A"	"G"	DKYL0, DMAC	DKYGENKY, double length, DKYL0 (CV bits 12 - 14 = B'000'), DMAC (CV bits 19 - 22 = B'0010')	X'0179'	TR31 Import - Permit E5 to DKYGENKY:DKYL0+DMAC
		"C"				
		"V"				
		"E"				
		"D"				
		"B"				
		"N"				
	"B" or "C"	"X"				
	"A"	"G"	DKYL0, DDATA	DKYGENKY, double length, DKYL0 (CV bits 12 - 14 = B'000'), DDATA (CV bits 19 - 22 = B'0001')	X'017A'	TR31 Import - Permit E5 to DKYGENKY:DKYL0+DDATA
		"C"				
		"V"				
		"E"				
		"D"				
"B"						
"N"						
"B" or "C"	"X"					
"A"	"G"	DKYL0, DEXP	DKYGENKY, double length, DKYL0 (CV bits 12 - 14 = B'000'), DEXP (CV bits 19 - 22 = B'0101')	X'017B'	TR31 Import - Permit E5 to DKYGENKY:DKYL0+DEXP	
	"C"					
	"V"					
	"E"					
	"D"					
	"B"					
	"N"					
"B" or "C"	"X"					

Table 249. Import translation table for a TR-31 EMV/chip issuer master-key key (usages "E0", "E1", "E2", "E3", "E4", "E5") (continued)

Key usage	Key block protection method keyword (version ID)	Mode of use	Rule-array keywords	CCA key type and control vector attributes	Offset	Command
Note:						
<p>1. EMV/chip issuer master-key keys are used by the chip cards to perform cryptographic operations or, in some cases, to derive keys used to perform operations. In CCA, these keys are (a) diversified key-generating keys (key type DKYGENKY), allowing derivation of operational keys, or (b) operational keys. Note that in this context, "master key" has a different meaning than for CCA. These master keys, also called KMCs, are described by EMV as DES master keys for personalization session keys. They are used to derive the corresponding chip card master keys, and not typically used directly for cryptographic operations other than key derivation. In CCA, these keys are usually key generating keys with derivation level DKYL1 (CV bits 12 - 14 = B'001'), used to derive other key generating keys (the chip card master keys). For some cases, or for older EMV key derivation methods, the issuer master keys could be level DKYL0 (CV bits 12 - 14 = B'000').</p> <p>2. This table defines the only supported translations for this TR-31 usage. Usage must be one of the following values:</p> <p>"E0" Application cryptograms</p> <p>"E1" Secure messaging for confidentiality</p> <p>"E2" Secure messaging for integrity</p> <p>"E3" Data authentication code</p> <p>"E4" Dynamic numbers</p> <p>"E5" Card personalization</p> <p>3. EMV support in CCA is different than TR-31 support, and CCA key types do not match TR-31 types.</p> <p>4. DKYGENKY keys are double length only.</p> <p>5. In CCA, a MAC key that can perform a MAC generate operation also can perform a MAC verify. For TR-31 mode "G" (generate only), the translation to a CCA key results in a key that can perform MAC generate and MAC verify.</p>						

tr31_key_block_length

Direction: Input

Type: Integer

A pointer to an integer variable containing the number of bytes of data in the *tr31_key_block* variable. The length field in the TR-31 block is a 4-digit decimal number, so the maximum acceptable length is 9992 bytes. For more information, see ["TR31 Key Token Parse \(CSNBT31P\)"](#) on page 875.

tr31_key_block

Direction: Input

Type: String

A pointer to a string variable containing the TR-31 key block that is to be imported. The key block is protected with the key identified by the *unwrap_kek_identifier* parameter.

unwrap_kek_identifier_length

Direction: Input
Type: Integer

A pointer to an integer variable containing the number of bytes of data in the *unwrap_kek_identifier* variable. Set this value to 64.

unwrap_kek_identifier

Direction: Input
Type: String

A pointer to a string variable containing the operational fixed-length DES key-token used to unwrap the key identified by the *tr31_key_block* parameter, or a key label of such a key in DES key-storage. The key must have a key type of IMPORTER or IKEYXLAT, and be authorized for import. For AES keys, the key must be an AES key-encrypting key of type IMPORTER and key usage IMPPTT31D with WR-DES, WRAES, or WR-HMAC capability, matching the wrapped key.

If a key token is passed which is wrapped under the old master key, it will be updated on output so that it is wrapped under the current master key.

Notes:

1. DES keys wrapped in ECB mode (CCA legacy wrap mode) cannot be used to wrap or unwrap TR-31 "B" or "C" key blocks that have or will have "E" exportability, because ECB mode does not comply with ANSI X9.24 Part 1.
2. If the *unwrap_kek_identifier* is compliant-tagged, the TR-31 key block is imported as a compliant-tagged key token.

wrap_kek_identifier_length

Direction: Input
Type: Integer

A pointer to an integer variable containing the length in bytes of the *wrap_kek_identifier* variable. The value must be greater than or equal to 0. A null key-token can have a length of 1. Set this value to 64 for a key label or a KEK.

wrap_kek_identifier

Direction: Input
Type: String

A pointer to a string variable containing the operational fixed-length DES key-token used to wrap the key identified by the *output_key_identifier* parameter, a null key-token, or a key label of such a key in DES key-storage. If the parameter identifies a null key-token, then the *unwrap_kek_identifier* parameter is also used for wrapping the CCA output key token.

For DES keys, the key must be a DES key-encrypting key of type IMPORTER or IKEYXLAT type. For AES keys, the key must be an AES key-encrypting key of type IMPORTER with WR-AES or WR-HMAC capability, matching the wrapped key.

If the *wrap_kek_identifier* is compliant-tagged, the TR-31 key block is imported as a compliant-tagged key token.

output_key_identifier_length

Direction: Input/Output

TR31 Key Import (CSNBT31I)

Type: Integer

A pointer to an integer specifying the length in bytes of the *output_key_identifier* variable. This is an input/output parameter.

output_key_identifier

Direction: Input/Output

Type: String

A pointer to a string variable containing the key token or the key label for the token that is to receive the imported key. The output key-token is a CCA internal or external key token containing the key received in the TR-31 token. If a key token is provided, it must be a null token (64 bytes of X'00'). If a key label is provided, the imported token is stored in the key storage file and identified by that label.

num_opt_blocks

Direction: Output

Type: Integer

A pointer to an integer variable where the verb stores the number of optional blocks that are present in the TR-31 key token.

cv_source

Direction: Output

Type: Integer

A pointer to an integer variable where the verb stores a value indicating how the control vector in the output key token was created. It can be one of the values in [Table 250 on page 870](#).

CSNBT31I CV source	Meaning
0	No CV was present in an optional block, and the output CV was created by the verb based on input parameters and on the attributes in the TR-31 key block header.
1	A CV was obtained from an optional block in the TR-31 key block, and the key usage and mode of use were also specified in the TR-31 header. The verb verified compatibility of the header values with the CV and then used that CV in the output key token.
2	A CV was obtained from an optional block in the TR-31 key block, and the key usage and mode of use in the TR-31 header held the proprietary values indicating that key use and mode should be obtained from the included CV. The CV from the TR-31 token was used as the CV for the output key token.

Any values other than these three are reserved and are currently invalid.

protection_method

Direction: Output

Type: Integer

A pointer to an integer variable where the verb stores a value indicating what method was used to protect the input TR-31 key block. The TR-31 standard allows two methods, and the application program might want to know which was used for security purposes. The variable can have one of the values in [Table 251 on page 871](#).

<i>Table 251. TR31 Key Import protection methods</i>	
CSNBT31I protection method	Meaning
0	The TR-31 key block was protected using the variant method as identified by a Key Block Version ID value of "A" (X'41').
1	The TR-31 key block was protected using the derived key method as identified by a Key Block Version ID value of "B" (X'42').
2	The TR-31 key block was protected using the variant method as identified by a Key Block Version ID value of "C" (X'43'). Functionally this method is the same as "A", but to maintain consistency a different value is returned here for "C".

Any values other than these three are reserved and are currently invalid.

Restrictions

The restrictions for CSNBT31I.

- As of CCA 5.4 and CCA 6.2, this verb supports three-key TDES keys. As a key management service this includes triple-length TDES key encrypting keys (KEKs). For a list of supported triple-length TDES key types beginning with Release 5.4 and Release 6.2, see [Table 10 on page 67](#).

Required commands

The required commands for CSNBT31I.

The TR31 Key Import verb requires the following commands to be enabled in the active role:

Rule-array keyword	Offset	Command
WRAP-ENH or WRAP-ECB	X'0153'	TR-31 Import - Permit Override of default wrapping method

TR-31 key block version ID	Offset	Command
"A" (X'41')	X'0150'	TR-31 Import - Permit version A TR-31 key blocks
"B" (X'42')	X'0151'	TR-31 Import - Permit version B TR-31 key blocks
"C" (X'43')	X'0152'	TR-31 Import - Permit version C TR-31 key blocks

Be aware of access-control point X'017C' (TR31 Import - Permit V0/V1/V2:N to PINGEN/PINVER) for import of PINGEN or PINVER keys to wrapping method "A", usage "V0", "V1", or "V2", and mode "N". TR-31 key blocks with legacy key usage "A" (key block protected using the Key Variant Binding Method 2005 Edition) use the same mode "N" for PINGEN as well as PINVER keys. For usage "A" keys only, enabling a PINGEN and PINVER access-control point while enabling offset X'017C' (for mode "N") is NOT recommended. Failure to comply with this recommendation allows changing PINVER keys into PINGEN, and the other way around.

In addition to the required commands, the verb needs these additional commands to be enabled in the active role depending on the rule-array keyword provided:

TR31 Key Import (CSNBT31I)

Rule-array keyword	Offset	Command	Specific key usage, version ID, and mode values
"C0": TR-31 CVK card verification keys			
CVK-CSC	X'015B'	TR31 Import - Permit C0 to MAC/ MACVER:AMEXCSC	See Table 242 on page 852.
CVK-CVV	X'015A'	TR31 Import - Permit C0 to MAC/ MACVER:CVKEY-A	
"K0" and "K1": TR-31 key encryption or wrapping, or key block protection keys			
OKEYXLAT or EXPORTER	X'015C'	TR31 Import - Permit K0:E to EXPORTER/ OKEYXLAT	See Table 244 on page 855.
	X'015E'	TR31 Import - Permit K0:B to EXPORTER/ OKEYXLAT	
	X'0160'	TR31 Import - Permit K1:E to EXPORTER/ OKEYXLAT	
	X'0162'	TR31 Import - Permit K1:B to EXPORTER/ OKEYXLAT	
IKEYXLAT or IMPORTER	X'015D'	TR31 Import - Permit K0:D to IMPORTER/ IKEYXLAT	
	X'015F'	TR31 Import - Permit K0:B to IMPORTER/ IKEYXLAT	
	X'0161'	TR31 Import - Permit K1:D to IMPORTER/ IKEYXLAT	
	X'0163'	TR31 Import - Permit K1:B to IMPORTER/ IKEYXLAT	
"M0", "M1", and "M3": TR-31 ISO MAC algorithm keys			
N/A	X'0164'	TR31 Import - Permit M0/M1/M3 to MAC/ MACVER:ANY-MAC	See Table 245 on page 857.
	X'018C'	TR31 Export - Permit MACVER/DATAMV to M0:V	
"M7": TR-31 HMAC keys			
N/A	T31I - Permit M7:G/V/C to HMAC MAC: GENERATE /VERIFY	X'017D'	See Table 246 on page 858.
"P0", "V0", "V1": TR-31 PIN encryption or PIN verification keys			

Rule-array keyword	Offset	Command	Specific key usage, version ID, and mode values
N/A	X'0165'	TR31 Import - Permit P0:E to OPINENC	See Table 247 on page 859.
	X'0166'	TR31 Import - Permit P0:D to IPINENC	
PINGEN	X'0167'	TR31 Import - Permit V0 to PINGEN:NO-SPEC	
	X'0169'	TR31 Import - Permit V1 to PINGEN:IBM-PIN/IBMPINO	
	X'016B'	TR31 Import - Permit V2 to PINGEN:VISA-PVV	
	X'017C'	TR31 Import - Permit V0/V1/V2:N to PINGEN/PINVER	
PINVER	X'0168'	TR31 Import - Permit V0 to PINVER:NO-SPEC	
	X'016A'	TR31 Import - Permit V1 to PINVER:IBM-PIN/IBMPINO	
	X'016C'	TR31 Import - Permit V2 to PINVER:VISA-PVV	
	X'017C'	TR31 Import - Permit V0/V1/V2:N to PINGEN/PINVER	
"E0", "E1", "E2", "E3", "E4", and "E5": TR-31 EMC/chip issuer master-key keys			
DKYLO	X'016D'	TR31 Import - Permit E0 to DKYGENKY:DKYLO+DMAC	See Table 249 on page 864.
	X'016E'	TR31 Import - Permit E0 to DKYGENKY:DKYLO+DMV	
	X'0171'	TR31 Import - Permit E1 to DKYGENKY:DKYLO+DMPIN	
	X'0172'	TR31 Import - Permit E1 to DKYGENKY:DKYLO+DDATA	
	X'0175'	TR31 Import - Permit E2 to DKYGENKY:DKYLO+DMAC	
	X'0179'	TR31 Export - Permit DKYGENKY:DKYL1+DALL to E0	
	X'017A'	TR31 Import - Permit E5 to DKYGENKY:DKYLO+DDATA	
	X'017B'	TR31 Import - Permit E5 to DKYGENKY:DKYLO+DEXP	

TR31 Key Import (CSNB31I)

Rule-array keyword	Offset	Command	Specific key usage, version ID, and mode values
DKYL1	X'016F'	TR31 Import - Permit E0 to DKYGENKY:DKYL1+DMAC	See Table 249 on page 864.
	X'0170'	TR31 Import - Permit E0 to DKYGENKY:DKYL1+DMV	
	X'0173'	TR31 Import - Permit E1 to DKYGENKY:DKYL1+DMPIN	
	X'0174'	TR31 Import - Permit E1 to DKYGENKY:DKYL1+DDATA	
	X'0176'	TR31 Import - Permit E2 to DKYGENKY:DKYL1+DMAC	
DMAC	X'016D'	TR31 Import - Permit E0 to DKYGENKY:DKYL0+DMAC	See Table 249 on page 864.
	X'016F'	TR31 Import - Permit E0 to DKYGENKY:DKYL1+DMAC	
	X'0175'	TR31 Import - Permit E2 to DKYGENKY:DKYL0+DMAC	
	X'0176'	TR31 Import - Permit E2 to DKYGENKY:DKYL1+DMAC	
	X'0179'	TR31 Import - Permit E5 to DKYGENKY:DKYL0+DMAC	
DMV	X'016E'	TR31 Import - Permit E0 to DKYGENKY:DKYL0+DMV	See Table 249 on page 864.
	X'0170'	TR31 Import - Permit E0 to DKYGENKY:DKYL1+DMV	
DMPIN	X'0171'	TR31 Import - Permit E1 to DKYGENKY:DKYL0+DMPIN	
	X'0173'	TR31 Import - Permit E1 to DKYGENKY:DKYL1+DMPIN	
DDATA	X'0172'	TR31 Import - Permit E1 to DKYGENKY:DKYL0+DDATA	See Table 249 on page 864.
	X'0174'	TR31 Import - Permit E1 to DKYGENKY:DKYL1+DDATA	
	X'017A'	TR31 Import - Permit E5 to DKYGENKY:DKYL0+DDATA	
DEXP	X'017B'	TR31 Import - Permit E5 to DKYGENKY:DKYL0+DEXP	See Table 249 on page 864.
N/A	X'0177'	TR31 Import - Permit E3 to ENCIPHER	
	X'0178'	TR31 Import - Permit E4 to DKYGENKY:DKYL0+DDATA	

JNI version

This verb has a Java Native Interface (JNI) version, which is named CSNBT31IJ.

See [“Building Java applications using the CCA JNI”](#) on page 23.

Format

```
public native void CSNBT31IJ(
    hikmNativeNumber return_code,
    hikmNativeNumber reason_code,
    hikmNativeNumber exit_data_length,
    byte[] exit_data,
    hikmNativeNumber rule_array_count,
    byte[] rule_array,
    hikmNativeNumber tr31_key_block_length,
    byte[] tr31_key_block,
    hikmNativeNumber unwrap_kek_identififer_length,
    byte[] unwrap_kek_identififer,
    hikmNativeNumber wrap_kek_identififer_length,
    byte[] wrap_kek_identififer,
    hikmNativeNumber output_key_identififer_length,
    byte[] output_key_identififer,
    hikmNativeNumber num_opt_blocks,
    hikmNativeNumber cv_source,
    hikmNativeNumber protection_method);
```

TR31 Key Token Parse (CSNBT31P)

Use the TR31 Key Token Parse verb to disassemble the unencrypted header of an external TR-31 key block into separate pieces of information.

The part of the header that is optional, called optional blocks, is not disassembled. To obtain the contents of optional blocks, use the TR31 Optional Data Read verb. Neither verb performs any cryptographic services, and both disassemble a key block in application storage. The validity of the key block is verified as much as can be done without performing any cryptographic services.

The TR-31 header fields that are disassembled into separate pieces of information include a key block version ID, key block length, key usage, algorithm, mode of use, key version number, exportability, and number of optional blocks. Except for the two length values, which are returned as integers, the verb returns the field values as ASCII strings. This format is used in the TR-31 key block itself. For more information, see X9 TR-31 2010: *Interoperable Secure Key Exchange Block Specification for Symmetric Algorithms*.

The following table summarizes the key blocks fields returned by this verb:

TR-31 field name	Verb parameter	Field or buffer string length in bytes	Description of TR-31 field
Key block version ID	<i>key_block_version</i>	1	Identifies the method by which the key block is cryptographically protected and the content layout of the block.
Key block length	<i>key_block_length</i>	4 (integer)	Entire key block length after encoding (header, encrypted confidential data, and MAC).
Key usage	<i>key_usage</i>	2	Provides information about the intended function of the protected key/sensitive data, such as data encryption, PIN encryption, or key wrapping. Numeric values are reserved for proprietary use (that is, not defined by TR-31).

TR-31 field name	Verb parameter	Field or buffer string length in bytes	Description of TR-31 field
Algorithm	<i>algorithm</i>	1	The approved symmetric algorithm for which the protected key may be used. Numeric values are reserved for proprietary use.
Mode of use	<i>mode</i>	1	Defines the operation for which the protected key can perform. Numeric values are reserved for proprietary use.
Key version number	<i>key_version_number</i>	2	Version number to optionally indicate that the contents of the key block is a component (key part), or to prevent re-injection of an old key. This field is a tool for enforcement of local key change rules.
Exportability	<i>exportability</i>	1	Defines whether the protected key may be exported.
Number of optional blocks	<i>num_opt_blocks</i>	4 (integer)	Defines the number of optional blocks included in the key block. If this value is greater than zero, use the TR31 Optional Data Read verb to obtain the contents of the optional blocks.

This verb does not perform cryptographic services on any key value. You cannot use this verb to change a key or to change the control vector related to a key.

Format

The format of CSNBT31P.

```

CSNBT31P(
    return_code,
    reason_code,
    exit_data_length,
    exit_data,
    rule_array_count,
    rule_array,
    tr31_key_length,
    tr31_key,
    key_block_version,
    key_block_length,
    key_usage,
    algorithm,
    mode,
    key_version_number,
    exportability,
    num_opt_blocks)
    
```

Parameters

The parameters for CSNBT31P.

For the definitions of the *return_code*, *reason_code*, *exit_data_length*, and *exit_data* parameters, see [“Parameters common to all verbs” on page 18.](#)

rule_array_count

Direction: Input

Type: Integer

A pointer to an integer variable containing the number of elements in the **rule_array** variable. The value must be 0.

rule_array

Direction: Input
Type: String array

No rule array keywords are defined for this verb.

tr31_key_length

Direction: Input
Type: Integer

A pointer to an integer variable containing the number of bytes of data in the *tr31_key* variable. Specify a length that is greater than or equal to the size of the key block. The verb determines the actual length of the key by parsing its contents.

tr31_key

Direction: Input
Type: String

A pointer to a string variable containing the TR-31 key block to be disassembled.

key_block_version

Direction: Output
Type: String

A pointer to a string variable. The verb copies the one byte found in the key block version ID field of the input key block to this variable.

Note that if the verb finds a proprietary key block version ID, the verb treats it as an invalid value, because the verb is not capable of disassembling a key block that has a proprietary ID. This variable is not updated if a processing error occurs.

key_block_length

Direction: Output
Type: Integer

A pointer to an integer variable. The verb parses the 2-byte numeric ASCII key block length field from the input key block, converts the string value into an integer, and returns the integer in this variable. This value must be less than or equal to the *tr31_key_length* input variable.

key_usage

Direction: Output
Type: String

A pointer to a string variable. The verb copies the two bytes found in the key usage field of the input key block to this variable.

algorithm

Direction: Input
Type: String

A pointer to a one-byte string identifying the cryptographic algorithm the wrapped key is to be used with. The value is read from the TR-31 key block header. The verb does not treat a proprietary algorithm value as an error. This parameter contains a one-byte string identifying the cryptographic algorithm the wrapped key is to be used with. The value is read from the TR-31 key block header. The service does not treat a proprietary algorithm value as an error.

mode

Direction: Output

Type: String

A pointer to a one-byte string variable containing the TR-31 mode of use for the key contained in the block. The value is obtained from the TR-31 header. The mode of use describes what operations the key can perform, within the limitations specified with the key usage value. For example, a key with usage for data encryption can have a mode to indicate that it can be used only for encryption, decryption, or both.

This pointer must be non-NULL and point to application storage with at least the size given by the byte count noted. The storage is updated with the noted value on a successful return from this verb, and unchanged otherwise.

key_version_number

Direction: Output

Type: String

A pointer to a 2-byte string variable obtained from the TR-31 header, which can be used for one of three purposes, or can be unused.

- If both bytes are X'30' ("0"), then key versioning is unused for this key. In this case, the second byte is not examined and can contain any value.
- If the first byte is X'63' ("c"), then the block contains a component of a key which must be combined with other components in order to form the complete key. TR-31 does not define the method through which the components are combined. TR-31 specifies that local rules are used for that purpose.

In this case, the second byte is not examined and can contain any value.

- If the first byte is anything other than the two values above, then the 2-byte key version value is an identifier of the version of the key that is carried in the block. This key version value can be used by an application, for example, to ensure that an old version of a key is not reentered into the system.

This pointer must be non-NULL and point to application storage with at least the size given by the byte count noted. The storage is updated with the noted value on a successful return from this verb, and unchanged otherwise.

exportability

Direction: Output

Type: String

A pointer to a one-byte string variable containing the key exportability value from the TR-31 header. This value indicates whether the key can be exported from this system, and if so specifies conditions under which export is permitted. The following three values are possible:

- If the value is X'4E' ("N"), then the key is not exportable.
- If the value is X'53' ("S"), then the key is exportable under any key-encrypting key.
- If the value is X'45' ("E"), then the key is exportable only under a trusted key-encrypting key. TR 31 defines such a trusted key as either one that is encrypted under the HSM master key or one that is itself contained in a TR-31 key block. CCA does not support KEKs that are wrapped in TR-31 key blocks.

This pointer must be non-NULL and point to application storage with at least the size given by the byte count noted. The storage is updated with the noted value on a successful return from this verb, and unchanged otherwise.

num_opt_block

Direction: Output
Type: Integer

A pointer to an integer value containing the number of optional blocks that are part of the TR-31 key block. Information about each optional block can be obtained using the TR31 Optional Data Read verb. In this verb, use the number of optional blocks acquired with this verb to obtain a list of the IDs and lengths for each optional block. Then, use those lists to read the data from each desired block.

JNI version

This verb has a Java Native Interface (JNI) version, which is named CSNBT31PJ.

See [“Building Java applications using the CCA JNI”](#) on page 23.

Format

```
public native void CSNBT31PJ(
    hikmNativeNumber return_code,
    hikmNativeNumber reason_code,
    hikmNativeNumber exit_data_length,
    byte[] exit_data,
    hikmNativeNumber rule_array_count,
    byte[] rule_array,
    hikmNativeNumber tr31_key_length,
    byte[] tr31_key,
    byte[] key_block_version,
    hikmNativeNumber key_block_length,
    byte[] key_usage,
    byte[] algorithm,
    byte[] mode,
    byte[] key_version_number,
    byte[] exportability,
    hikmNativeNumber num_opt_blocks);
```

TR31 Optional Data Build (CSNBT310)

Use the TR31 Optional Data Build verb to build a properly formatted TR-31 optional block from the data provided.

The newly constructed optional block can optionally be appended to an existing structure of optional blocks, or it can be returned as a new optional blocks structure. After the last optional block has been constructed, the completed structure containing the optional blocks can be included in a TR-31 key block during an export operation by the Key Export to TR31 verb by using its *opt_blocks* parameter. For information about TR-31, including the format of a TR-31 optional block, see X9 TR-31 2010: *Interoperable Secure Key Exchange Block Specification for Symmetric Algorithms*.

The TR-31 key block has an unencrypted header that can contain optional blocks. The header is securely bound to the key block using the integrated MAC. An optional block has a 2-byte ASCII block ID value that determines the use of the block. The ID of each block in an optional blocks structure must be unique.

The verb builds a structure of optional blocks by adding one optional block with each call. This process is repeated until the entire set of optional blocks has been added. For each call, provide the components for a single optional block. This includes the optional block ID, the optional block length in bytes, and the optional block data. In addition, provide an optional blocks buffer large enough to add the optional block being built.

There are two valid scenarios for the optional blocks buffer provided on input, as determined by the value of the *opt_blocks_length* variable:

TR31 Optional Data Build (CSNBT310)

1. The optional blocks buffer is empty. In this case, the newly constructed optional block is copied into the buffer.
2. The optional blocks buffer contains one or more existing optional blocks. In this case, the newly constructed optional block is appended to the existing optional blocks. No duplicate IDs are allowed.

Upon successful completion, the *opt_blocks_length* variable is updated to the length of the returned optional blocks structure.

This verb does not perform cryptographic services on any key value. You cannot use this verb to change a key or to change the control vector related to a key.

Format

The format of CSNBT310.

```
CSNBT310(  
    return_code,  
    reason_code,  
    exit_data_length,  
    exit_data,  
    rule_array_count,  
    rule_array,  
    opt_blocks_bfr_length,  
    opt_blocks_length,  
    opt_blocks,  
    num_opt_blocks,  
    opt_block_id,  
    opt_block_data_length,  
    opt_block_data)
```

Parameters

The parameters for CSNBT310.

For the definitions of the *return_code*, *reason_code*, *exit_data_length*, and *exit_data* parameters, see [“Parameters common to all verbs” on page 18](#).

rule_array_count

Direction: Input

Type: Integer

A pointer to an integer variable containing the number of elements in the *rule_array* variable. The value must be 0, because no keywords are currently defined for this verb.

rule_array

Direction: Input

Type: String array

No rule array keywords are defined for this verb.

opt_blocks_bfr_length

Direction: Input

Type: Integer

A pointer to an integer variable containing the length in bytes of the buffer allocated for the *opt_blocks* variable. Set this length to at least the size of any optional blocks structure in the buffer plus the optional block being added.

opt_blocks_length

Direction: Input/Output

Type: Integer

A pointer to an integer variable containing the length in bytes of the data in the *opt_blocks* variable. This length must be less than or equal to the value of the *opt_blocks_bfr_length* variable. On input, set this variable to the length of the optional blocks structure being updated. Set this value to zero if it is the first optional block in the structure. On successful completion, this variable is updated with the length of the updated variable.

opt_blocks

Direction: Input/Output

Type: String

A pointer to a string variable containing a buffer for the optional blocks structure that the verb updates. In the first call to the verb, the buffer will generally be empty. The verb appends one optional block to the buffer with each call.

num_opt_blocks

Direction: Output

Type: Integer

The *num_opt_blocks* parameter is a pointer to an integer variable containing the number of optional blocks contained in the *opt_blocks* variable that is returned by the verb.

opt_block_id

Direction: Input

Type: String

A pointer to a string variable containing a 2-byte value that identifies the use of the optional block. Each ID must be unique, that is, no duplicates are allowed.

Note that a value of "PB" is not allowed. The Key Export to TR31 verb adds a padding block of the appropriate size as needed. Unlike the padding in the encryption key portion of the TR-31 key block, the padding block for optional blocks serves no security purpose.

opt_block_data_length

Direction: Input

Type: Integer

A pointer to an integer variable containing the length in bytes of the data passed in the *opt_block_data* variable. Note that it is valid for this length to be zero, since an optional block can have an ID and a length, but no data.

opt_block_data

Direction: Input

Type: String

A pointer to a string variable containing the data for the optional block that is to be constructed.

Restrictions

The restrictions for CSNBT310.

An optional block with an ID of "PB" (padding block) cannot be added by the user. The Key Export to TR31 verb adds a padding block of the appropriate size as needed when building the TR-31 key block. Unlike

TR31 Optional Data Read (CSNBT31R)

the padding within the encrypted key portion of the key block, the padding block for optional blocks serves no security purpose.

JNI version

This verb has a Java Native Interface (JNI) version, which is named CSNBT310J.

See [“Building Java applications using the CCA JNI”](#) on page 23.

Format

```
public native void CSNBT310J(
    hikmNativeNumber return_code,
    hikmNativeNumber reason_code,
    hikmNativeNumber exit_data_length,
    byte[] exit_data,
    hikmNativeNumber rule_array_count,
    byte[] rule_array,
    hikmNativeNumber opt_blocks_bfr_length,
    hikmNativeNumber opt_blocks_length,
    byte[] opt_blocks,
    hikmNativeNumber num_opt_blocks,
    byte[] opt_block_id,
    hikmNativeNumber opt_block_data_length,
    byte[] opt_block_data);
```

TR31 Optional Data Read (CSNBT31R)

Use the TR31 Optional Data Read verb to either obtain information about all of the optional blocks in the header of an external TR-31 key block, or obtain the length and data of the specified optional block.

To disassemble the part of the header that is not optional, use the TR31 Key Token Parse verb. Neither verb performs any cryptographic services, and both disassemble a key block in application storage. The validity of the key block is verified as much as can be done without performing any cryptographic services.

A TR-31 key block contains an unencrypted header that can include one or more optional blocks. All parts of the header are securely bound to the key block using the integrated MAC.

Optional blocks in a key block must each be identified by a unique 2-byte ID. The value of an ID must either be defined by TR-31 or be a numeric value, otherwise the key block is invalid. Numeric IDs are reserved for proprietary use. For more information, see X9 TR-31 2010: *Interoperable Secure Key Exchange Block Specification for Symmetric Algorithms*.

In order to obtain the data of a particular optional block from the header of an external TR-31 key block, perform the following steps:

1. Use the *tr31_key* parameter to identify the TR-31 key block that this verb is to process.
2. Call the TR31 Key Token Parse verb to parse the TR-31 key block. See [“TR31 Key Token Parse \(CSNBT31P\)”](#) on page 875. Upon successful completion:
 - Set the value of the *tr31_key_length* variable to the value returned in the *tr31_key_length* variable.
 - Set the value of the *num_opt_blocks* variable to the value returned in the *num_opt_blocks* variable.
 - Allocate a string buffer in bytes for the *opt_blocks_id* and an integer buffer in bytes for the *opt_blocks_length* variables. These buffers must be at least two times the value of the *num_opt_blocks* variable.
3. Specify a rule-array keyword of INFO to obtain information about the optional blocks in the key block. The *opt_block_id*, *opt_block_data_length*, and *opt_block_data* parameters are ignored.
4. Call the TR31 Optional Data Read verb to read data from the TR-31 key block. Upon successful completion, the verb returns an array of optional block IDs in the *opt_blocks_id* variable, and an array of lengths for the optional block IDs in the *opt_blocks_length* variable. The IDs and lengths are returned in same order as the optional blocks appear in the header of the TR-31 key block.

- Determine which ID of the unique IDs contained in the *opt_blocks_id* variable is to be obtained from the TR-31 key block. Set the *opt_block_id* variable to this 2-byte value. Set the value of the *opt_block_data_length* variable to the corresponding length from the *opt_blocks_length* variable.

Note: The offset used to locate the ID in the *opt_blocks_id* variable has the same value as the offset for the corresponding length in the *opt_blocks_length* variable.

- Allocate a buffer in bytes for the *opt_block_data* variable that is at least the value of the *opt_block_data_length* variable.
- Specify a rule-array keyword of DATA to obtain the length and data of the specified optional block. The *num_opt_blocks* and the *opt_blocks_id* parameters are ignored.
- Call the TR31 Optional Data Read verb. Upon successful completion, the verb returns the data of the specified optional block in the *opt_block_data* variable. The verb updates the *opt_block_data_length* variable to the number of bytes returned in the *opt_block_data* variable.

This verb does not perform cryptographic services on any key value. You cannot use this verb to change a key or to change the control vector related to a key.

Format

The format of CSNBT31R.

```
CSNBT31R(
    return_code,
    reason_code,
    exit_data_length,
    exit_data,
    rule_array_count,
    rule_array,
    tr31_key_length,
    tr31_key,
    opt_block_id,
    num_opt_blocks,
    opt_block_ids,
    opt_block_lengths,
    opt_block_data_length,
    opt_block_data)
```

Parameters

The parameters for CSNBT31R.

For the definitions of the *return_code*, *reason_code*, *exit_data_length*, and *exit_data* parameters, see [“Parameters common to all verbs” on page 18](#).

rule_array_count

Direction: Input

Type: Integer

A pointer to an integer variable containing the number of elements in the *rule_array* variable. The value must be 1.

rule_array

Direction: Input

Type: String array

A pointer to a string variable containing an array of keywords. The keywords are 8 bytes in length and must be left-aligned and padded on the right with space characters. The following *rule_array* keywords are defined for this verb:

Keyword	Meaning
<i>Operation</i> (one required)	
INFO	Return information about the optional blocks in the TR-31 key block.
DATA	Return the data contained in a specified optional block in the TR-31 key block.

tr31_key_length

Direction: Input
Type: Integer

A pointer to an integer variable containing the number of bytes of data in the *tr31_key* variable. Specify a length that is greater than or equal to the size of the key block. The verb determines the actual length of the key by parsing its contents.

tr31_key

Direction: Input
Type: String

A pointer to a string variable containing the TR-31 key block to be disassembled.

opt_block_id

Direction: Input
Type: String

This parameter is used when operation keyword DATA is specified, otherwise it is ignored. For keyword DATA, this parameter is a pointer to a string variable that identifies the 2-byte ID of the optional block to obtain from the TR-31 key block.

num_opt_blocks

Direction: Input
Type: Integer

This parameter is used when operation keyword INFO is specified, otherwise it is ignored. For keyword INFO, this parameter is a pointer to an integer variable that specifies the number of 2-byte optional block IDs that are allocated for (1) the *opt_block_ids* variable and (2) the number of 2-byte integers that are allocated for the *opt_block_lengths* variable. This the value must specify the *exact* number of optional blocks that are in the header of the TR-31 key block. Use the TR31 Key Token Parse verb to determine the number of optional blocks IDs in a TR-31 key block before calling this verb.

opt_block_ids

Direction: Output
Type: String array

This parameter is used when operation keyword INFO is specified, otherwise it is ignored. For keyword INFO, this parameter is a pointer to a string array of 2-byte values that lists the identifiers of each optional block contained in the header of the TR-31 key block. Each ID must be unique, that is, no duplicates are allowed. The IDs, along with the associated lengths listed in the *opt_block_lengths* variable, are returned in the order that the optional blocks appear in the header of the TR-31 key block. The size of the variable must be at least two times the value of the *num_opts_blocks* variable.

opt_block_lengths

Direction: Output

Type: String array

This parameter is used when operation keyword INFO is specified, otherwise it is ignored. For keyword INFO, this parameter is a pointer to an integer array of 2-byte values that are 16-bit unsigned integers corresponding to the associated length of the optional block identified in the *opt_block_ids* variable. The lengths, along with the associated IDs listed in the *opt_block_ids* variable, are returned in the order that the optional blocks appear in the header of the TR-31 key block. The size of the variable must be at least two times the value of the *num_opts_blocks* variable.

opt_block_data_length

Direction: Input/Output

Type: Integer

This parameter is used when operation keyword DATA is specified, otherwise it is ignored. For keyword DATA, this parameter is a pointer to an integer variable containing the length of the *opt_block_data* parameter. On input, this variable specifies the maximum permissible length of the result. On output, the verb updates the value to length of the returned optional block data.

opt_block_data

Direction: Output

Type: String

This parameter is used when operation keyword DATA is specified, otherwise it is ignored. For keyword DATA, this parameter is a pointer to a string variable. If the TR-31 key block is found to be valid and the TR-31 key block contains an optional block specified by the *optional_block_ID* variable, the optional block is copied into this variable if it is large enough. The *opt_block_data_length* variable is updated with the length of the data returned in the variable.

JNI version

This verb has a Java Native Interface (JNI) version, which is named CSNBT31RJ.

See [“Building Java applications using the CCA JNI”](#) on page 23.

Format

```
public native void CSNBT31RJ(
    hikmNativeNumber return_code,
    hikmNativeNumber reason_code,
    hikmNativeNumber exit_data_length,
    byte[] exit_data,
    hikmNativeNumber rule_array_count,
    byte[] rule_array,
    hikmNativeNumber tr31_key_length,
    byte[] tr31_key,
    byte[] opt_block_id,
    hikmNativeNumber num_opt_blocks,
    byte[] opt_block_ids,
    byte[] opt_block_lengths,
    hikmNativeNumber opt_block_data_length,
    byte[] opt_block_data);
```


Chapter 16. Using digital signatures

Use the CCA verbs described in this topic to support digital signatures to authenticate messages.

- “[Digital Signature Generate \(CSNDDSG\)](#)” on page 887
- “[Digital Signature Verify \(CSNDDSV\)](#)” on page 892

Digital Signature Generate (CSNDDSG)

This verb generates a digital signature from hashed input data using an RSA or ECC private key.

This verb supports the following signature formatting methods:

- ANSI X9.62 (ECDSA)
- ANSI X9.31 (RSA)
- ISO 9796-1 (RSA)
- RSA DSI PKCS #1 1.5 and 2.1 (RSA)
- RSA PKCS-PSS (RSA)
- Padding on the left with zeros (RSA)

Notes:

1. This verb supports PCI-HSM 2016 compliant-tagged key tokens.
2. The maximum signature length is 512 bytes (4096 bits).

The input text should have been previously hashed using either the One-Way Hash verb or the MDC Generate verb. If the signature formatting algorithm specifies ANSI X9.31, you must specify the hash algorithm used to hash the text (SHA-1 or RPMD-160). See “[Formatting hashes and keys in public-key cryptography](#)” on page 1255.

You select the method of formatting the text through the *rule_array* parameter.

If the *PKA_private_key_identifier* specifies an RSA private key, you select the method of formatting the text through the *rule_array* parameter. If the *PKA_private_key_identifier* specifies an ECC private key, the ECC signature generated is according to ANSI X9.30.

Note: For PKCS the message digest and the message-digest algorithm identifier are combined into an ASN.1 value of type DigestInfo, which is BER-encoded to give an octet string D (see [Table 252](#) on page 888). D is the text string supplied in the *hash* variable.

This service supports the ANSI X9.62 ECDSA, the Edwards-curve Digital Signature Algorithm (EdDSA), and the CRYSTALS-Dilithium Digital Signature Algorithm (CRDL-DSA) algorithms.

- For CCA keys, when the *PKA_private_key_identifier* parameter specifies:

An RSA private key

Select the method of formatting the text by specifying a **Digital signature formatting method** rule array keyword.

An ECC private key

Select the ECDSA or EDDSA **Signature algorithm** rule array keyword.

A CRYSTALS-Dilithium private key

Select the CRDL-DSA **Signature algorithm** rule array keyword.

- For secure PKCS #11 keys, when the *PKA_private_key_identifier* parameter specifies:

An RSA private key

Select the PKCS-1.1 **Digital signature formatting method** keyword.

An ECC private key

Select the ECDSA or EDDSA **Signature algorithm** keyword.

If keyword ECDSA is specified in the rule array, the Elliptic Curve Digital Signature algorithm is used as the digital-signature hash formatting method. If keyword EDDSA is specified, the EdDSA algorithm and hashing method appropriate for Edwards curves is used. Otherwise, specify the optional digital-signature hash formatting method keyword in the rule array for the method used to generate the RSA digital signature.

Format

The format of CSNDDSG.

```
CSNDDSG(
    return_code,
    reason_code,
    exit_data_length,
    exit_data,
    rule_array_count,
    rule_array,
    PKA_private_key_identifier_length,
    PKA_private_key_identifier,
    hash_length,
    hash,
    signature_field_length,
    signature_bit_length,
    signature_field)
```

Parameters

The parameter definitions for CSNDDSG.

For the definitions of the *return_code*, *reason_code*, *exit_data_length*, and *exit_data* parameters, see [“Parameters common to all verbs”](#) on page 18.

rule_array_count

Direction: Input
Type: Integer

A pointer to an integer variable containing the number of elements in the *rule_array* variable. This value must be 0, 1, 2, or 3.

rule_array

Direction: Input
Type: String array

Keywords that provide control information to the verb. A keyword specifies the method for calculating the digital signature. Each keyword is left-aligned in an 8-byte field and padded on the right with blanks. All keywords must be in contiguous storage. The *rule_array* keywords are described in [Table 252](#) on page 888.

Table 252. Keywords for Digital Signature Generate control information	
Keyword	Description
Digital signature formatting method (One, optional and not valid with ECDSA keyword.)	
ISO-9796	Calculate the digital signature on the <i>hash</i> according to ISO-9796-1. Any hash method is allowed. This is the default.
PKCS-1.0	Calculate the digital signature on the BER-encoded ASN.1 value of the type DigestInfo containing the hash according to the RSA Data Security, Inc. Public Key Cryptography Standards #1 block type 00. The text must have been hashed and BER-encoded before input to this service.

<i>Table 252. Keywords for Digital Signature Generate control information (continued)</i>	
Keyword	Description
PKCS-1.1	Calculate the digital signature on the BER-encoded ASN.1 value of the type DigestInfo containing the hash according to the RSA Data Security, Inc. Public Key Cryptography Standards #1 block type 01. The text must have been hashed and BER-encoded before input to this service.
PKCS-PSS	Specifies to format the digital signature on the string supplied in the hash variable as defined in the RSA PKCS #1 v2.2 standard for the RSASSA-PSS signature scheme.
ZERO-PAD	Format the hash by padding it on the left with binary zeros to the length of the RSA key modulus. Any supported hash function is allowed.
X9.31	Format according to the ANSI X9.31 standard. The input text must have been previously hashed with one of the hash algorithms specified below.
Data input type (One, optional.)	
HASH	Process the text supplied in the hash variable as a hash digest that is to be digitally signed by the verb. This is the default.
MESSAGE	Process the text supplied in the hash variable as a message that is to be hashed using the specified hashing-method to produce a hash digest, then use the resultant hash digest to produce a digital signature. The text to be hashed must be a multiple of eight bits and byte-aligned. This keyword is required with EDDSA and CRDL-DSA keywords.
Hash method specification (One required: (1) when the MESSAGE keyword is specified, (2) when the HASH keyword is specified and the hash formatting method is PKCS-PSS or X9.31, (3) when the signature algorithm keyword EDDSA or CRDL-DSA is specified. Otherwise such a specification is not allowed.)	
ED-HASH	Process the text supplied in the <i>hash</i> variable using the hash method for the Edwards curve of the key passed in the <i>PKA_private_key_identifier</i> parameter. For Ed25519, this is SHA-512. For Ed448, this is SHAKE-256. This keyword is required with the EDDSA keyword.
CRDLHASH	Process the text supplied in the <i>hash</i> variable using the hash method appropriate for the CRYSTALS-Dilithium algorithm. This is SHAKE-256. Required for CRDL-DSA.
RPMD-160	Hash the input text from the hash parameter using the RIPEMD-160 hash method.
SHA-1	Hash the input text from the hash parameter using the SHA-1 hash method.
SHA-224	Hash the input text from the hash parameter using the SHA-224 hash method. Not valid with X9.31.
SHA-256	Hash the input text from the hash parameter using the SHA-256 hash method.
SHA-384	Hash the input text from the hash parameter using the SHA-384 hash method.
SHA-512	Hash the input text from the hash parameter using the SHA-512 hash method.
Signature algorithm (One, optional)	
ECDSA	Generate an ECC digital signature. When specified, this is the only keyword permitted in the <i>rule_array</i> .
RSA	Generate an RSA digital signature. This is the default.
EDDSA	Specifies to generate an EC Edwards digital signature.
CRDL-DSA	Specifies to generate a signature in the CRYSTALS-Dilithium digital signature scheme.

PKA_private_key_identifier_length**Direction:** Input

Type: Integer

The length of the *PKA_private_key_identifier* field. The maximum size is 6500 bytes.

PKA_private_key_identifier

Direction: Input

Type: String

An internal token or label of an RSA, EC, or CRYSTALS-Dilithium private key or a retained RSA key. The token key usage flag must permit the generation of signatures. The format restriction field of the RSA private key token will restrict the format allowed to be used with the key. If the signature format is X9.31, the modulus of the RSA key must have a minimum length of 1024 bits or greater. If the signature algorithm is ECDSA, this parameter must be a token or label of an ECC private key.

If the digital-signature hash formatting method is PKCS-PSS, the RSA key-token must have a private key section ID of X'30' or X'31'. Refer to [“PKA Key Translate \(CSNDPKT\)” on page 931](#) to translate an RSA key-token as needed to the format desired.

hash_length

Direction: Input

Type: Integer

The length of the *hash* parameter in bytes. It must be the exact length of the text to sign. The maximum size is 512 bytes. If you specify ZERO-PAD in the *rule_array* parameter, the length is restricted to 36 bytes unless the RSA key is a signature-only key. In this case, the maximum length is 512 bytes.

The hash length limit is controlled by an access control point. Only RSA key management keys are affected by this access control point. The limit for RSA signature-only keys is 512 bytes. This access control point is always disabled in the default role. You must have a TKE workstation to enable it.

If you specify PKCS-PSS, the first four bytes must contain the salt length. The remaining bytes of the parameter must contain the hash or message. The value will be 4 + length of the hash or message.

If MESSAGE is not specified, the maximum length is 68 bytes. If MESSAGE is specified, the value is the length of the message to be hashed. The maximum length is in the range 64 bytes - 32 MB. When the signature algorithm keyword is EDDSA, the maximum value is 8192. When CRDL-DSA is specified, the maximum value is 5000. A hash method rule array keyword must be specified.

hash

Direction: Input

Type: String

A pointer to a string variable containing the application-supplied text on which to generate the signature.

The parameter can identify the hash to be signed or the message to be hashed and signed, depending on the specified rule-array keyword. If the MESSAGE keyword is specified, the input data is treated as data that must be hashed by the verb and then signed. Otherwise, if HASH is specified, the input data is treated as hash digest that is to be signed.

For PKCS formatting, it must be BER-encoded as previously described. For X9.31, the hash algorithms must have been either SHA-1 or RPMD-160. See the *rule_array* parameter for more information.

If PKCS-PSS is specified, the data variable includes an additional 4 byte field that contains the salt length in big endian format. This length must be prepended to the hash or message. To allow use of a salt length less than the hash length, but not zero, enable the **Allow Small Salt** command (offset X'033C') in the active role. A salt length value can be either 0, or be in the range from 20 through the

size allowed by the RSA modulus in bytes. The size of the data to be signed is still governed by the size of the RSA modulus. The salt length cannot exceed 490 bytes. The modulus size and hash length affect the maximum salt length for a given key modulus size and specified hash. The maximum salt length equals $\text{modulus_size}/8 - \text{hash_length} - 2$. For example, with a 4096 bit modulus key and SHA-1 hash, the maximum salt length becomes $(4096/8) - 20 - 2 = 490$.

Also, if PKCS-PSS is specified, you must specify the hashing method specification keyword indicating the hash algorithm used for the hash data identified by the data parameter.

signature_field_length

Direction: Input/Output

Type: Integer

The length in bytes of the *signature_field* to contain the generated digital signature. The maximum size for RSA is 512. The maximum size of ECC is 132. For CRYSTALS-Dilithium, the maximum size is 3500.

For RSA, this must be at least the RSA modulus size (rounded up to a multiple of 32 bytes for the X9.31 signature format, or one byte for all other signature formats).

For RSA, this field is updated with the minimum byte length of the digital signature.

For the ECDSA signature algorithm, R concatenated with S is the digital signature. The maximum output value will be 1042 bits (131 bytes). The size of the signature is determined by the size of P. Both R and S will have size P. For prime curves, the maximum size is $2 * 521$ bits. For Brainpool curves, the maximum size is $2 * 512$ bits.

signature_bit_length

Direction: Output

Type: Integer

The bit length of the digital signature generated. For ISO-9796 this is 1 less than the modulus length. For other RSA processing methods, this is the modulus length.

signature_field

Direction: Output

Type: String

The digital signature generated is returned in this field. The digital signature is in the low-order bits (right-aligned) of a string whose length is the minimum number of bytes that can contain the digital signature. This string is left-aligned within the *signature_field*. Any unused bytes to the right are undefined.

Restrictions

The restrictions for CSNDDSG.

Although ISO-9796 does not require the input hash to be an integral number of bytes in length, this verb requires you to specify the *hash_length* in bytes.

X9.31 requires the RSA token to have a minimum modulus bit length of 1024 bits, and the length must also be a multiple of 256 bits (or 32 bytes).

The length of the *hash* parameter in bytes must be the exact length of the text to sign. The maximum size is 256 bytes. If you specify ZERO-PAD in the *rule_array* parameter, the length is restricted to 36 bytes unless the RSA key is a signature only key, then the maximum length is 256 bytes.

The hash length limit is controlled by an access control point. If OFF (disabled), the maximum hash length limit for ZERO-PAD is the modulus length of the PKA private key. If ON (enabled), the maximum hash length limit for ZERO-PAD is 36 bytes. Only RSA key management keys are affected by this access control

Digital Signature Verify (CSNDDSV)

point. The limit for RSA signature use only keys is 256 bytes. This new access control point is always disabled in the default role. You must have a TKE workstation to enable it.

Required commands

The required commands for CSNDDSG.

This verb requires the **Digital Signature Generate** command (offset X'0100') to be enabled in the active role.

With the use of the **DSG ZERO-PAD unrestricted hash length** command (offset X'030C'), the hash-length restriction does not apply when using ZERO-PAD formatting.

Usage notes

The usage notes for CSNDDSG.

None.

JNI version

This verb has a Java Native Interface (JNI) version, which is named CSNDDSGJ.

See [“Building Java applications using the CCA JNI”](#) on page 23.

Format

```
public native void CSNDDSGJ)
    hikmNativeNumber return_code,
    hikmNativeNumber reason_code,
    hikmNativeNumber exit_data_length,
    byte[] exit_data,
    hikmNativeNumber rule_array_count,
    byte[] rule_array,
    hikmNativeNumber PKA_private_key_identifier_length,
    byte[] PKA_private_key_identifier,
    hikmNativeNumber hash_length,
    byte[] hash,
    hikmNativeNumber signature_field_length,
    hikmNativeNumber signature_bit_length,
    byte[] signature_field);
```

Digital Signature Verify (CSNDDSV)

Use the Digital Signature Verify callable service to verify a digital signature using a PKA public key.

- The Digital Signature Verify callable service can use the RSA, EC, or CRYSTALS-Dilithium public key, depending on the digital signature algorithm used to generate the signature.
- The Digital Signature Verify callable service can use the RSA public keys that are contained in trusted blocks regardless of whether the block also contains rules to govern its use when generating or exporting keys with the RKX service. If the TPK-ONLY keyword is used in the rule_array parameter, an error will occur if the **PKA_public_key_identifier** parameter does not contain a trusted block.
- The Digital Signature Verify callable service can use an X.509 certificate containing an RSA or ECC public key.

This verb verifies digital signatures generated with these methods:

- ANSI X9.62 (ECDSA)
- ANSI X9.31 (RSA)
- ISO 9796-1 (RSA)
- RSA DSI PKCS 1.0 and 1.1 (RSA)
- RSA PKCS-PSS (RSA)

- Padding on the left with zeros (RSA)

This service supports the ANSI X9.62 ECDSA, Edwards-curve Digital Signature Algorithm (EdDSA), and CRYSTALS-Dilithium Digital Signature Algorithm (CRDL-DSA) algorithms.

This verb can use the RSA or ECC public key, depending on the digital signature algorithm used to generate the signature.

This verb can also use the public keys that are contained in trusted blocks, regardless of whether the block also contains rules to govern its use when generating or exporting keys with the Remote Key Export verb. The format of the trusted block enables Digital Signature Verify to distinguish it from other RSA key tokens, and therefore no special rule array keyword or other parameters are required in order to indicate that the trusted block is being used. However, if the Digital Signature Generate verb is used with the TPK-ONLY keyword in the *rule_array*, an error will occur if the *PKA_public_key_identifier* does not contain a trusted block.

In addition, the Digital Signature Verify callable service can use the RSA, EC, or CRYSTALS-Dilithium public key, depending on the digital signature algorithm used to generate the signature.

If the input text is specified to be a hash, then it should have been previously hashed. You can use the One-Way Hash verb. See also [“Formatting hashes and keys in public-key cryptography”](#) on page 1255.

An X.509 certificate couples an identity to a PKA (RSA or ECC) public key. As of CCA 6.0, such an X.509 certificate can be used by the CSNDDSV verb instead of a PKA (RSA or ECC) public key token. Because X.509 certificates require authentication against a PKI, the TKE workstation must be used to install the trust roots that will be used to validate your operational X.509 certificates at run-time.

If the input text is specified to be a message (by the MESSAGE key word), or if PKCS-PSS is specified, then apply a required hashing-method specification keyword. If the PKCS-PSS keyword is specified, optionally specify a signature checking rule to indicate whether the derived salt length is an exact match to the input salt length (the default), or is not an exact match (requires special authorization).

If keyword ECDSA is specified in the rule array, the Elliptic Curve Digital Signature Algorithm is used as the digital-signature hash formatting method. If keyword EDDSA is specified, the EC Edwards digital signature algorithm and hashing method appropriate for Edwards curves is used. If keyword CRDL-DSA is specified, the CRYSTALS-Dilithium algorithm and hashing method appropriate for CRYSTALS-Dilithium is used. Otherwise, specify the optional digital-signature hash formatting method keyword in the rule array for the method used to generate the RSA digital signature being verified.

See also [“Formatting hashes and keys in public-key cryptography”](#) on page 1255.

Notes:

1. This verb supports PCI-HSM 2016 compliant-tagged key tokens.
2. The maximum signature length is 256 bytes (2048 bits).

EC signature verification update

Beginning with CCA Release 5.0 of CSNDDSV for the CEX5C, checking of EC signatures is strengthened with new hardware support. For most invalid signatures the typical response of return code 4, reason code 429 is still returned. However, for some cases where the signature value *r* or value *s* is mathematically off the curve described by the *q* value from the EC key, that is, when $r > (q-1)$ or $s > (q-1)$, then return code 12 with reason code 769 is returned, indicating a rejection from the EC hardware layer. The decision to return the different error for the more serious case is reached when the host library loads (at application startup) by the value of a new environment variable: CSU_EC_CHECKCURVE

For appropriate failure cases, if the value of CSU_EC_CHECKCURVE is 1, then the new return/reason code 12/769 is returned. Otherwise, 4/429 is returned. The default value of CSU_EC_CHECKCURVE is 0, to maintain compatibility with prior releases. IBM recommends that customers prepare their applications and set the new environment variable to 1. Use the following command to set the variable (also to set it in a profile):

```
export CSU_EC_CHECKCURVE=1
```

Some error path test cases with pre-figured values may need to be updated, and the new return/reason code handling may need to be added to your application as a different type of signature verification failure. The adapter is functioning normally and no service action is required. Note that this change does not narrow valid verification cases or add restrictions. All valid signatures when passed to CSNDDSV with the correct key still verify with return code of 0, reason code of 0.

Advantages of the new verification granularity

The new use of return code/reason code 12/769 can help you with problem determination for the following practical cases:

- Check the bytes of the ECDSA signature. The *r* value is mathematically determined from the *order of G* of the curve and a random number. If the value of *r* or the value of *s* equals or exceeds the *order of G* of the curve, then the signature has been corrupted. No value or range of values can be statically ruled out for any bytes of *r* or *s* because of the random components. However you may be able to detect a corruption pattern by inspection. The *s* value is the same byte length as *r* (which is the same length as the curve *order of G*). The *s* value immediately follows *r* in the signature.
- Certain types of key corruption may also cause this error - forcing the key to be off the curve. Since public keys are passed in the clear, this is hard to detect until the public key is actually used, but again inspection of the key data may help.
- While using the wrong key type on the same curve size (example: substituting a P384 key for a BP384 key) will probably not generate 12/769 instead of 4/429, using a key for a smaller curve may generate 12/769 (example: substituting a P224 key for a P256 key).

Format

The format of CSNDDSV.

```
CSNDDSV(  
    return_code,  
    reason_code,  
    exit_data_length,  
    exit_data,  
    rule_array_count,  
    rule_array,  
    PKA_public_key_identifier_length,  
    PKA_public_key_identifier,  
    hash_length,  
    hash,  
    signature_field_length,  
    signature_field)
```

Parameters

The parameters for CSNDDSV.

For the definitions of the *return_code*, *reason_code*, *exit_data_length*, and *exit_data* parameters, see [“Parameters common to all verbs” on page 18](#).

rule_array_count

Direction: Input
Type: Integer

A pointer to an integer variable containing the number of elements in the *rule_array* variable. This value must be 0, 1, 2, or 3.

rule_array

Direction: Input
Type: String array

Keywords that provide control information to the verb. A keyword specifies the method to use to verify the digital signature. Each keyword is left-aligned in an 8-byte field and padded on the right with blanks. All keywords must be in contiguous storage. The *rule_array* keywords are described in [Table 253 on page 895](#).

<i>Table 253. Keywords for Digital Signature Verify control information</i>	
Keyword	Description
Signature algorithm (One, optional)	
ECDSA	Verify an ECC digital signature. When specified, this is the only keyword permitted in the <i>rule_array</i> .
RSA	Verify an RSA digital signature. This is the default.
EDDSA	Specifies to verify an EC Edwards digital signature.
CRDL-DSA	Specifies to verify a signature in the CRYSTALS-Dilithium digital signature scheme.
Digital signature formatting method (Optional and not valid with ECDSA keyword.)	
ISO-9796	Verify the digital signature on the hash according to ISO-9796-1. Any hash method is allowed. This is the default.
PKCS-1.0	Verify the digital signature on the BER-encoded ASN.1 value of the type DigestInfo as specified in the RSA Data Security, Inc. Public Key Cryptography Standards #1 block type 00. The text must specify BER encoded hash text.
PKCS-1.1	Verify the digital signature on the BER-encoded ASN.1 value of the type DigestInfo as specified in the RSA Data Security, Inc. Public Key Cryptography Standards #1 block type 01. The text must specify BER encoded hash text.
PKCS-PSS	Verify the digital signature on the string supplied in the hash variable as defined in the RSA PKCS #1 v2.2 standard for the RSASSA-PSS signature scheme.
ZERO-PAD	Format the hash by padding it on the left with binary zeros to the length of the PKA key modulus. Any supported hash function is allowed.
X9.31	Format according to ANSI X9.31 standard.
Data input type (One, optional).	
HASH	Process the text supplied in the hash variable as a hash digest that is to be digitally signed by the verb. This is the default.
MESSAGE	Process the text supplied in the hash variable as a message. This means, that the text is first hashed using the specified hashing-method to produce a hash digest. Then the resulting hash digest is used to produce a digital signature. The text to be hashed, identified by the hash parameter, must be a multiple of eight bits and byte-aligned. This keyword is required with EDDSA and CRDL-DSA keywords.
Hash method specification (One required: (1) when the MESSAGE keyword is specified, (2) when the HASH keyword is specified and the hash formatting method is PKCS-PSS or X9.31, (3) when the signature algorithm keyword EDDSA or CRDL-DSA is specified. Otherwise such a specification is not allowed.)	
ED-HASH	Process the text supplied in the <i>hash</i> variable using the hash method for the Edwards curve of the key passed in the <i>PKA_private_key_identifier</i> parameter. For Ed25519, this is SHA-512. For Ed448, this is SHAKE-256. This keyword is required with the EDDSA keyword.
CRDLHASH	Process the text supplied in the <i>hash</i> variable using the hash method appropriate for the CRYSTALS-Dilithium algorithm. This is SHAKE-256. Required for CRDL-DSA.
RPMD-160	The input value supplied in the hash parameter is generated using the RIPEMD-160 hash method. Not valid with the PKCS-1.0, PKCS-1.1, or PKCS-PSS signature methods.

<i>Table 253. Keywords for Digital Signature Verify control information (continued)</i>	
Keyword	Description
SHA-1	The input value supplied in the hash parameter is generated using the SHA-1 hash method.
224	The input value supplied in the hash parameter is generated using the 224 hash method. Not valid with the X9.31 signature method.
SHA-256	The input value supplied in the hash parameter is generated using the SHA-256 hash method.
SHA-384	The input value supplied in the hasha parameter is generated using the SHA-384 hash method.
SHA-512	The input value supplied in the hash parameter is generated using the SHA-512 hash method.
Signature checking rule (One optional. Valid only with the PKCS-PSS digital signature hash formatting method.)	
EXMATCH	Specifies that the 4-byte salt length prepended to the data identified by the hash parameter must be an exact match to the salt length derived from the signature. This is the default.
NEXMATCH	Specifies that the 4-byte salt length prepended to the data identified by the hash parameter does not have to be an exact match to the salt length derived from the signature. Note: The derived salt length cannot be less than the prepended length.
Trusted public key restriction (Optional. Not valid with ECDSA, EDDSA, or CRDL - DSA keywords. Valid only with trusted blocks. See “Trusted blocks” on page 1170.)	
TPK-ONLY	Permits the use of only public keys contained in trusted blocks. By specifying this keyword, the use of regular CCA RSA key tokens is rejected and only the use of a (trusted) public key supplied by the <i>PKA_public_key_identifier</i> parameter can be used to verify the digital signature, thus assuring a sensitive signature verification operation is limited to trusted public keys. If TPK-ONLY is specified, the <i>PKA_public_key_identifier</i> parameter must identify a trusted block that contains two sections after the trusted block token header: (1) trusted block trusted RSA public key (section X'11'), and (2) trusted block information (section X'14'). Section X'14' is required for all trusted blocks. Section X'11' contains the trusted public key, and its usage rules must indicate it can be used in digital signature operations.
Certificate validation method (One required if the token or label in PKA_public_key_identifier is a certificate. Otherwise, a validation method must not be specified.)	
RFC-2459	Validate the certificate using the semantics of RFC-2459.
RFC-3280	Validate the certificate using the semantics of RFC-3280.
RFC-5280	Validate the certificate using the semantics of RFC-5280.
RFC-ANY	Attempt to validate the certificate by first using the semantics of RFC-2459, then the semantics of RFC-3280, and finally, the semantics of RFC-5280.
Public key infrastructure usage (One optional when the input is an X.509 certificate. Otherwise, must not be specified.)	
PKI-CHK	Specifies that the X.509 certificate is to be validated against the trust chain of the PKI hosted in the adapter. This requires that the CA credentials have been installed into all coprocessors using the Trusted Key Entry workstation. This is the default.
PKI-NONE	Specifies that the X.509 certificate is not to be validated against the trust chain of the PKI hosted in the adapter. This is suitable if the certificate has been validated using host-based PKI services or if using a self-signed certificate.

Tip:

- Use the SHA-1, SHA-224, SHA-256, SHA-384, or SHA-512 hashing method to create the hash digest for PKCS-1.0 or PKCS-1.1.

Also, use one of these hashing methods to create the hash digest for ECDSA and PKCS-PSS.

- Use any hashing method to create the hash digest for ISO-9796 and ZERO-PAD.
- Use RIPEMD-160, SHA-1, SHA-256, SHA-384, or SHA-512 hashing method to create the hash digest for X9.31.
- Refer to [“Formatting hashes and keys in public-key cryptography”](#) on page 1255 for a discussion of hash formatting methods.

PKA_public_key_identifier_length

Direction: Input

Type: Integer

The length of the *PKA_public_key_identifier* field containing the public key token or label. The maximum size is 6500 bytes.

PKA_public_key_identifier

Direction: Input

Type: String

The identifier of the public key to verify the signature. The key identifier is an RSA, EC, or CRYSTALSdilithium public key token, an internal trusted block, an X.509 certificate, or the label of such a public key identifier in key storage.

If this parameter contains a token or the label of an internal trusted block, the *rule_array* parameter must specify TPK-ONLY. If the signature algorithm is ECDSA, this must be a token label or an ECC public key.

hash_length

Direction: Input

Type: Integer

The length of the *hash* parameter in bytes. It must be the exact length of the text to sign. The maximum size is 512 bytes. If you specify ZERO-PAD in the *rule_array* parameter, the length is restricted to 36 bytes unless the RSA key is a signature-only key. In this case, the maximum length is 512 bytes.

The hash length limit is controlled by an access control point. Only RSA key management keys are affected by this access control point. The limit for RSA signature-only keys is 512 bytes. This access control point is always disabled in the default role. You must have a TKE workstation to enable it.

If you specify PKCS-PSS, the first four bytes must contain the salt length. The remaining bytes of the parameter must contain the hash or message. The value will be 4 + length of the hash or message.

If MESSAGE is not specified, the maximum length is 68 bytes. If MESSAGE is specified, the value is the length of the message to be hashed. The maximum value is 2147483647 bytes. When the signature algorithm keyword is EDDSA, the maximum length is 8192. When CRDL-DSA is specified, the maximum data_length is 5000. A hash method rule array keyword must be specified.

See [“Usage notes”](#) on page 899 for more information on the allowed length of the text to be verified according to the applied digital signature formatting method.

hash

Direction: Input

Type: String

A pointer to a string variable containing the text to be signed. This verb can identify the hash to be verified or the message to be hashed and verified, depending on whether the HASH or MESSAGE input type keyword specified. If MESSAGE is specified, the input data is treated as data that must be hashed by the verb and then verified, otherwise the input data is treated as hash information that is to be signed.

If PKCS-PSS is specified (Release 5.3 or later), the data variable includes an additional 4 byte field that contains the salt length in big endian format. This length must be prefixed to the hash or message. To allow use of a salt length less than the hash length, but not zero, enable the **Allow Small Salt** command (offset X'033C') in the active role. A salt length value can be 0 and 20 through the size allowed by the RSA modulus in bytes. Please note that the size of the data to be signed is still governed by the size of the RSA modulus. Currently, the salt length cannot exceed 490 bytes. The modulus size and hash length affect the maximum salt length for a given key modulus size and specified hash. The maximum salt length equals $\text{modulus_size}/8 - \text{hash_length} - 2$. For example, with a 4096 bit modulus key and SHA-1 hash, the maximum salt length becomes $(4096/8) - 20 - 2 = 490$.

If PKCS-PSS is specified for verification with normal processing, the salt length derived from the signature must be an exact match (keyword EXMATCH, the default) for the 4-byte salt length that is prepended in big endian format to the beginning of this parameter. With the **Allow Not Exact Salt Length** command (offset X'033B') enabled in the active role, keyword NEXMATCH can be specified to allow signature verification when the salt length derived from the signature is not an exact match for the salt length specified with the data parameter. Salt lengths derived from the signature are not allowed to be less than the value specified with the data parameter. Specifying the keyword and enabling the access control point in the active role will allow an additional level of checking. Currently, the salt length cannot exceed 490 bytes.

signature_field_length

Direction: Input
Type: Integer

The length in bytes of the *signature_field* parameter. The maximum size for RSA is 512. The maximum size of ECC is 132. For CRYSTALS-Dilithium, the maximum size is 3500.

signature_field

Direction: Input
Type: String

This field contains the digital signature to verify. The digital signature is in the low-order bits (right-aligned) of a string whose length is the minimum number of bytes that can contain the digital signature. This string is left-aligned within the *signature_field*.

Restrictions

The restrictions for CSNDDSV.

The ability to recover a message from a signature (which ISO-9796 allows but does not require) is **not** supported.

The exponent of the RSA public key must be odd.

Although ISO-9796 does not require the input hash to be an integral number of bytes in length, this service requires you to specify the *hash_length* in bytes.

X9.31 requires the RSA token to have a minimum modulus bit length of 1024, and the length must also be a multiple of 256 bits (or 32 bytes).

Required commands

The required commands for CSNDDSV.

This verb requires the **Digital Signature Verify** command (offset X'0101') to be enabled in the active role.

For the PKCS-PSS formatting method, the salt length derived from the signature must be an exact match for the salt length specified in the **hash** parameter. When the **Digital Signature Verify - PKCS-PSS allow not exact salt length** command is enabled in the domain role, the NEXMATCH keyword may be specified in the **rule_array** parameter. When the NEXMATCH keyword is specified, the salt length derived from the signature needs not be an exact match for the salt length specified with the **hash** parameter.

Usage notes

The usage notes for CSNDDSV.

Notes on formatting the message

ISO-9796

The length of the hash must be less than or equal to one-half of the number of bytes required to contain the modulus of the RSA key.

PKCS-1.0 and PKCS-1.1

The length of the hash must be 11 bytes shorter than the number of bytes required to contain the modulus of the RSA key.

When the HASH keyword is specified, the hash must be BER encoded. See [“Formatting hashes and keys in public-key cryptography” on page 1255](#) for a description of the formatting methods.

PKCS-PSS

The first four bytes of the data parameter will contain the salt length. For more information on salt length, see [“Required commands” on page 899](#). The remaining bytes of the parameter contains the hash or message.

The hash algorithm and salt length should be provided to you with the signature. If not, the recommended salt length is 0 or the byte length of the hash algorithm.

When the signature verification is done on an accelerator, there is no domain role and no access control points. The check of the salt length will be performed based on the signature check rule keywords.

X9.31

There are no restrictions for the hash length or message.

ZERO-PAD

The length of the hash must be less than or equal to the number of bytes required to contain the modulus of the RSA key.

ECDSA

There are no restrictions for the hash length or message.

EDDSA

The length of the message must be less than or equal to 8192 bytes.

CRDL-DSA

The length of the message must be less than or equal to 5000 bytes.m

Related information

Additional information for CSNDDSV.

Trusted Block Create (CSNDTBC), Remote Key Export (CSNDRKX)

JNI version

This verb has a Java Native Interface (JNI) version, which is named CSNDDSVJ.

See [“Building Java applications using the CCA JNI”](#) on page 23.

Format

```
public native void CSNDDSVJ(  
    hikmNativeNumber return_code,  
    hikmNativeNumber reason_code,  
    hikmNativeNumber exit_data_length,  
    byte[] exit_data,  
    hikmNativeNumber rule_array_count,  
    byte[] rule_array,  
    hikmNativeNumber PKA_public_key_identififer_length,  
    byte[] PKA_public_key_identififer,  
    hikmNativeNumber hash_length,  
    byte[] hash,  
    hikmNativeNumber signature_field_length,  
    byte[] signature_field);
```

Chapter 17. Managing PKA cryptographic keys

Use these verbs to generate and manage PKA keys.

- [“PKA Key Generate \(CSNDPKG\)” on page 901](#)
- [“PKA Key Import \(CSNDPKI\)” on page 908](#)
- [“PKA Key Token Build \(CSNDPKB\)” on page 911](#)
- [“PKA Key Token Change \(CSNDKTC\)” on page 928](#)
- [“PKA Key Translate \(CSNDPKT\)” on page 931](#)
- [“PKA Public Key Extract \(CSNDPKX\)” on page 939](#)
- [“Remote Key Export \(CSNDRKX\)” on page 392](#)
- [“Trusted Block Create \(CSNDTBC\)” on page 430](#)
- [“Public Infrastructure Certificate \(CSNDPIC\)” on page 945](#)
- [“Public Infrastructure Manage \(CSNDPIM\)” on page 952](#)

PKA Key Generate (CSNDPKG)

Use the PKA Key Generate verb to generate an RSA public-private key-pair for use with the RSA algorithm, an ECC public-private key pair for use with the ECC algorithm, or a CRYSTALS-Dilithium key pair for use with the CRYSTALS-Dilithium algorithm.

Input to the PKA Key Generate verb is either a skeleton key token that has been built by the PKA Key Token Build verb, or a valid internal RSA token. In the case of a valid internal RSA token, the verb will generate a key with the same modulus length and the same exponent.

In the case of a valid internal ECC token, PKA Key Generate generates a key based on the curve type and size.

For CRYSTALS-Dilithium tokens, PKG will generate a key based on the algorithm identifier and algorithm parameter.

Internal tokens with a X'09' section are not supported.

RSA key generation requires this information in the input skeleton token:

- Size of the modulus in bits. The modulus for modulus-exponent form keys is between 512 and 1024. The CRT modulus is between 512 and 4096. The modulus for the variable-length-modulus-exponent form is between 512 and 4096.

RSA key generation has these restrictions: For modulus-exponent, there are restrictions on modulus, public exponent, and private exponent. For CRT, there are restrictions on dp, dq, U, and public exponent. See the Key value structure in [“Parameters” on page 913](#) for the PKA Key Token Build verb for more information.

ECC key generation requires this information in the skeleton token:

- The key type: ECC.
- The type of curve: NIST Prime, Brainpool, or Edwards.
- The size of P in bits:
 - 192, 224, 256, 384 or 521 for Prime curves.
 - 160, 192, 224, 256, 320, 384, or 512 for Brainpool curves.
 - 255 or 448 for Edwards curves.
- Key usage information:
 - For Brainpool and Prime curves, the key can be used for ECDSA and key agreement.

- For Edwards curve, the key can be used for EdDSA only.
- Optionally, application associated data.

The generated ECC private key will be returned in one of the following forms:

- Clear key.
- Encrypted key enciphered under the ECC master key.
- Encrypted key enciphered by an AES transport key.

CRYSTALS-Dilithium key generation requires the following information in the skeleton token:

- The Algorithm identifier: CRYSTALS-Dilithium.
- The Algorithm parameter:
 - X'0605' CRYSTALS-Dilithium (6,5).
- PKA key usage information:
 - For CRYSTALS-Dilithium, U-DIGSIG is required.

The generated CRYSTALS-Dilithium private key will be returned in one of the following forms:

- Clear key.
- Encrypted key enciphered under the ECC master key.

The generated private-key can be returned in one of three forms for RSA and ECC:

Unenciphered

When rule-array keyword CLEAR is specified, the PKA private key is returned in cleartext form. The clear key is returned in an external PKA key-token.

Enciphered using a master key

When rule-array keyword MASTER is specified, a master key is used to protect the private key or its OPK if the private key has one. The enciphered key is returned in an internal PKA key-token. ECC keys (section X'20') and RSA keys in section X'30' and X'31' have an OPK that is enciphered by the APKA master key. All other RSA keys are enciphered by the PKA master key.

Enciphered using a transport key

When rule-array keyword XPORT is specified, a transport key (key-encrypting key) is used to protect the private key or its object protection key (OPK) if the private key has one. The enciphered key is returned in an external PKA key-token. By definition, an ECC private-key section always has an OPK, while an RSA private-key section either has an OPK or it does not, depending on the section identifier. v The OPK of an external ECC private-key is enciphered under a variable-length AES EXPORTER or IMPORTER key-encrypting key after the OPK is used to encipher the private key. v Beginning with Release 4.4, there are two new private key sections defined, X'30' and X'31'. When the key token is external, the OPK data contained in either private-key section X'30' or X'31' is enciphered under a variable-length AES EXPORTER or IMPORTER key-encrypting key after it is used to encipher the private key. An external RSA private-key that does not have a private-key section of X'30' or X'31' is enciphered under a fixed-length DES EXPORTER or IMPORTER key-encrypting key.

Note: A private key enciphered by an EXPORTER key can be imported onto a node where the corresponding IMPORTER key is installed. In contrast, a private key enciphered by an IMPORTER key can be imported onto the generating node.

With the exception of RSA private key sections X'30' and X'31', use the RETAIN rule-array keyword to cause an RSA private key to be retained within the coprocessor. Incorporate the key label to be used later to reference the newly generated key in the key name section of the skeleton key-token. Later, use this label to employ the key in verbs such as Digital Signature Generate, Symmetric Key Import, SET Block Decompose, and PKA Decrypt.

On output, the verb returns an external key-token containing the public key in the **generated_key_identifier** variable. This variable returned by the verb does not contain the private key.

Note: When using the RETAIN private-key encryption option, the key label supplied in the skeleton key-token references the key storage within the coprocessor, and, in this case, must not reference a record in the host-system PKA key-storage.

The rule array keyword CLONE flags a generated and retained RSA private-key as usable in an engine cloning process. Cloning is a technique for copying sensitive coprocessor information from one coprocessor to another (see [Chapter 6, “Understanding and managing master keys,”](#) on page 99). ECC private keys and RSA keys in private key sections X'30' or X'31' are not usable in an engine cloning process.

If you include an RSA public-key certificate section within the PKA skeleton key-token, the cryptographic engine signs a certificate with the key that is designated in the RSA public-key certificate signature subsection. This technique causes the cryptographic engine to sign the newly generated RSA public key using another key that has been retained within the engine, including the newly generated key (producing a self-signature). You can obtain more than one signature on the public key when you include multiple signature subsections in the skeleton key token. See [“PKA public-key certificate section”](#) on page 1107.

Tip: The verb returns a section X'06' RSA private-key token 1024-bit Modulus-Exponent with OPK format when you request a Modulus Exponent internal key even though you have specified a type X'02' RSA private-key 1024-bit Modulus Exponent skeleton key token.

Note: This verb supports PCI-HSM 2016 compliant-tagged key tokens.

Format

The format of CSNDPKG.

```
CSNDPKG(
    return_code,
    reason_code,
    exit_data_length,
    exit_data,
    rule_array_count,
    rule_array,
    regeneration_data_length,
    regeneration_data,
    skeleton_key_identifier_length,
    skeleton_key_identifier,
    transport_key_identifier,
    generated_key_identifier_length,
    generated_key_identifier)
```

Parameters

The parameter definitions for CSNDPKG.

For the definitions of the *return_code*, *reason_code*, *exit_data_length*, and *exit_data* parameters, see [“Parameters common to all verbs”](#) on page 18.

rule_array_count

Direction: Input

Type: Integer

A pointer to an integer variable containing the number of elements in the *rule_array* variable. This value must be 1, 2, or 3.

rule_array

Direction: Input

Type: String array

PKA Key Generate (CSNDPKG)

A keyword that provides control information to the verb. A keyword is left-aligned in an 8-byte field and padded on the right with blanks. The *rule_array* keywords are described in [Table 254 on page 904](#).

<i>Table 254. Keywords for PKA Key Generate control information</i>	
Keyword	Description
Private key encryption (One, required)	
CLEAR	Return the private key in cleartext. The private key in cleartext is an external token. This keyword is valid only for RSA and ECC keys.
MASTER	Encipher the private key or OPK using the PKA master-key for an RSA key, or the OPK using the APKA master-key for an ECC key. The <i>transport_key_identifier</i> parameter should specify a null key-token. The keyword is not supported if a skeleton token with a 09 section is provided.
RETAIN	Retains the private key within the cryptographic engine and returns the public key. This is only valid for RSA signature keys. Because of this, the RETAIN keyword is not supported for: <ul style="list-style-type: none"> • A skeleton token with a X'09' section provided. • An ECC token. • A CRYSTALS-Dilithium token. <p>Before using this keyword, see the information about retained keys in “Using retained keys” on page 545.</p> <p>Note: Take special notice on the types of skeleton key tokens that can be passed. The PKA Key Token Build verb will, of course, let you create many more types of skeleton key tokens than can be used to generate retained keys, because this is the minority of supported function.</p>
XPORT	Enciphers the private key under the IMPORTER or EXPORTER key-encrypting-key identified by the <i>transport_key_identifier</i> parameter. For an RSA key, this is an EXPORTER or IMPORTER transport key in a fixed-length operational DES key-token. For an ECC key, this is an EXPORTER or IMPORTER transport key in an operational variable-length AES key-token. This keyword is valid only for RSA and ECC keys.
	This keyword is not supported for CRYSTALS-Dilithium tokens.
RETAIN option (one, optional). Valid only with the RETAIN keyword.	
CLONE	Mark a generated and retained private key as usable in cryptographic engine cloning process. This keyword is supported only if RETAIN is also specified. Only valid for RSA keys. The keyword is not supported for: <ul style="list-style-type: none"> • A skeleton token with a X'09' section provided • An ECC token • A CRYSTALS-Dilithium token.
Regeneration data option (One, optional)	
ITER-38	Force 38 iterations of tests for primality, as required by ANSI X9.31 for the Miller-Rabin primality tests. This option produces a more secure key, but it is labor intensive. This keyword is invalid for ECC key generation.
Transport key-type (one, optional; one required if <i>transport_key_identifier</i> is a label). If this keyword is specified, it must match the type of key to be transported, whether the identifier is a label or not.	
OKEK-AES	The outbound key-encrypting key represents an AES key-token.
OKEK-DES	The outbound key-encrypting key represents a DES key-token. This is the default.

regeneration_data_length**Direction:** Input**Type:** Integer

A pointer to an integer variable containing the number of bytes of data in the **regeneration_data** variable. This parameter must be 0 for ECC tokens and CRYSTALS-Dilithium tokens. For RSA tokens, the value must be 8 - 512.

If the value is 0, the generated keys are based on a random-seed value. If this value is between 8 - 256, the regeneration data is hashed to form a seed value used in the key generation process to provide a means for recreating a public-private key pair.

regeneration_data**Direction:** Input**Type:** String

This field points to a string variable containing a string used as the basis for creating a particular public-private key pair in a repeatable manner. The regeneration data is hashed to form a seed value used in the key generation process and provides a means for recreating a public-private key pair.

skeleton_key_identifier_length**Direction:** Input**Type:** Integer

The length of the **skeleton_key_identifier** parameter in bytes. The maximum allowed value is 6500 bytes.

skeleton_key_identifier**Direction:** Input**Type:** String

A pointer to the application-supplied skeleton key token generated by PKA Key Token Build, or the label of the token that contains the required modulus length and public exponent for RSA key generation, or the required curve type and bit length for ECC key generation.

If RETAIN was specified and the *skeleton_key_identifier* is a label, the label must match the private key name of the key. For RSA keys, the *skeleton_key_identifier* parameter must contain a token that specifies a modulus length in the range 512 - 4096 bits.

To generate a compliant-tagged key token, a compliant-tagged skeleton token must be supplied.

transport_key_identifier**Direction:** Input**Type:** String

A pointer to a string variable containing an operational AES or DES key-encrypting-key token, a null key-token, or a key label of such a key. Use an IMPORTER key to encipher a private key to be used at this node. Use an EXPORTER key to encipher a private key to be used at another node. Choose one of the following:

- When generating an ECC key with the XPORT rule-array keyword, provide the variable-length symmetric IMPORTER or EXPORTER key-token to be used to wrap the generated ECC key. Key bit lengths of 128, 192, and 256 are supported. If this parameter points to a key label, specify rule-array keyword OKEK-AES to indicate that the AES key-storage dataset contains the key token.

PKA Key Generate (CSNDPKG)

- When generating an RSA key with the XPORT rule-array keyword, provide the fixed-length DES IMPORTER or EXPORTER key-token to be used to wrap the generated RSA key. If this parameter points to a key label, specify rule-array keyword OKEK-DES to indicate that the DES key-storage dataset contains the key token.
- If the XPORT rule-array keyword is not specified, specify a null key-token. If this parameter points to a key label, specify keyword OKEK-AES for an ECC key or keyword OKEK-DES for an RSA key.

generated_key_identifier_length

Direction: Input/Output

Type: Integer

The length of the generated key token. The field is checked to ensure that it is at least equal to the size of the token being returned. The maximum size is 6500 bytes. On output, this field is updated with the actual token length.

generated_key_identifier

Direction: Input/Output

Type: String

The internal key token or key label of the generated RSA or ECC key. When generating an RSA retained key, on output the verb returns the public token in this variable.

If the key label identifies a key record in PKA key-storage:

- A record must already exist in the PKA key storage file with this same label or the verb will fail
- The generated key token replaces any key token associated with the label.
- the *generated_key_token_length* returned to the application will be the same as the input length.

If the first byte of the identified string does not indicate a key label (that is, not in the range X'20' - X'FE'), and the variable is of sufficient length to receive the result, then the generated key token is returned in the identified variable.

Restrictions

The restrictions for CSNDPKG.

- The maximum public exponent is 17 bits for any key that has a modulus greater than 2048 bits.
- Not all IBM implementations of CCA support a CRT form of the RSA private key; check the product-specific literature. The IBM implementations support an optimized RSA private key (a key in Chinese Remainder Theorem format). The formats vary between versions.
- See “PKA key tokens” on page 1102 for the formats used when generating the various forms of key tokens.
- When generating a key for use with ANSI X9.31 digital signatures, the modulus length must be: 1024, 1280, 1536, 1792, 2048, or 4096 bits.
- The key label used for a retained key must not exist in the external PKA key-storage held on the hard disk drive.
- Due to potential loss of a retained private key within the cryptographic engine, retained keys should be avoided for key management purposes.
- 2048-bit RSA keys may have a public exponent in the range of 1 - 256 bytes.
- 4096-bit RSA key public exponents are restricted to the values 3 and 65537.

RSA key generation has the following restrictions:

- For Modulus-Exponent, there are restrictions on the modulus, public exponent, and private exponent.
- For CRT, there are restrictions on *dp*, *dq*, *U*, and the public exponent.

Note: As of CCA 5.4 and CCA 6.2, this verb supports three-key TDES keys. As a key management service this includes three-key TDES key encrypting keys (KEKs).

See the Key value structure in [“PKA Key Token Build \(CSNDPKB\)” on page 911](#) for a summary of restrictions.

Required commands

The required commands for CSNDPKG.

- This verb requires the **PKA Key Generate** command (offset X'0103') to be enabled in the active role.
- With the CLONE rule-array keyword, enable the **PKA Key Generate - Clone** command (offset X'0204').
- With the CLEAR rule-array keyword, enable the **PKA Key Generate - Clear RSA Key** command (offset X'0205') in the hardware.
- To generate ECC keys with the CLEAR rule-array keyword, this verb requires the **PKA Key Generate - Clear ECC keys** command (offset X'0326') to be enabled in the active role.
- To generate CRYSTALS-Dilithium keys with the CLEAR rule-array keyword, this verb requires the **PKA Key Generate - Clear CRYSTALS Dilithium keys** command (offset X'027F') to be enabled in the active role.
- To generate keys based on the value supplied in the *regeneration_data* variable, you must enable one of these commands:
 - When not using the RETAIN keyword, enable the **PKA Key Generate - Permit Regeneration Data** command (offset X'027D').
 - When using the RETAIN keyword, enable the **PKA Key Generate - Permit Regeneration Data Retain** command (offset X'027E').
- To disallow the wrapping of a key with a weaker key-encrypting key, enable the **Prohibit weak wrapping - Transport keys** command (offset X'0328') in the active role. This command affects multiple verbs. See [Chapter 26, “Access control points and verbs,” on page 1259](#).
- To receive a warning when wrapping a key with a weaker key-encrypting key, enable the **Warn when weak wrap - Transport keys** command (offset X'032C') in the active role. The **Prohibit weak wrapping - Transport keys** command (offset X'0328') overrides this command.

Usage notes

Usage notes for CSNDPKG.

None.

JNI version

This verb has a Java Native Interface (JNI) version, which is named CSNDPKGJ.

See [“Building Java applications using the CCA JNI” on page 23](#).

Format

```
public native void CSNDPKGJ(
    hikmNativeNumber return_code,
    hikmNativeNumber reason_code,
    hikmNativeNumber exit_data_length,
    byte[] exit_data,
    hikmNativeNumber rule_array_count,
    byte[] rule_array,
    hikmNativeNumber regeneration_data_length,
    byte[] regeneration_data,
    hikmNativeNumber skeleton_key_identifier_length,
    byte[] skeleton_key_identifier,
    byte[] transport_key_identifier,
```

```
hikmNativeNumber generated_key_identifier_length,  
byte[] generated_key_identifier);
```

PKA Key Import (CSNDPKI)

Use this service to import an RSA, ECC, or QSA public-private key pair. A private key must be accompanied by the associated public key. The source PKA private-key either can be in the clear or it can be enciphered.

To import a PKA public-private key pair:

- Identify the external RSA, ECC, or QSA key token to be imported using the `source_key_identifier` parameter. Use the PKA Key Generate service to obtain the token or, if the key originates in a non-CCA system, use the PKA Key Token Build service.
- Use the `transport_key_identifier` parameter to identify the key used to encipher the source key token:
 - For an enciphered ECC key token, provide an AES key-encrypting key in a variable-length symmetric key-token.
 - For an enciphered RSA key token, provide a key-encrypting key that can be used for import, either in a fixed-length DES key-token or a variable-length AES key token. The transport key must have its key usage set to allow IMPORT. A variable-length key must also allow wrapping of an RSA key.
 - For a clear key token, provide a null transport key token.

If an RSA source key token that does not have an AES-enciphered Object Protection Key (OPK) contains an enciphered private key or its OPK data, the target key is protected by the RSA master-key. When an RSA private-key token contains a private-key section with a section identifier of X'30' or X'31', its AES OPK is used to encipher the private key and the ECC master key is used, in turn, to AES-encipher the OPK and its data. Likewise, if an ECC key token contains an enciphered private key, its AES OPK is used to encipher the private key and the ECC master key is used to encipher the OPK and its data.

The result is returned in an internal PKA key-token identified by the **target_key_identifier** parameter. The verb also updates the **target_key_identifier_length** variable to the length of data returned in the **target_key_identifier** variable.

This service can also be used to import an active external trusted block. A trusted block does not contain a private key. Instead, it contains an encrypted confounder and triple-length MAC key. The MAC key is used to calculate an ISO 16609 CBC-mode Triple-DES MAC of the trusted block contents. In an external trusted block, the MAC key is encrypted under a DES IMP-PKA key.

To import an external trusted block so that it can be used as input by the Remote Key Export verb:

- Identify the active external trusted block to be imported using the **source_key_identifier** parameter. Use the Trusted Block Create service with the ACTIVATE rule-array keyword to obtain the token.
- Use the **transport_key_identifier** parameter to identify the operational DES IMP-PKA key used to encipher the confounder and triple-length MAC key contained within the trusted block. This is an IMPORTER key-encrypting key with only its IMPORT key-usage bit on (CV bit 21 = B'1').

The confounder and MAC key are enciphered under the RSA master key and returned along with the updated MAC value in an internal trusted block identified by the **target_key_identifier** parameter. The service also updates the **target_key_identifier_length** variable to the length of the returned token or key label.

Format

The format of CSNDPKI.

```
CSNDPKI(
    return_code,
    reason_code,
    exit_data_length,
    exit_data,
    rule_array_count,
    rule_array,
    source_key_identifier_length,
    source_key_identifier,
    importer_key_identifier,
    target_key_identifier_length,
    target_key_identifier)
```

Parameters

The parameter definitions for CSNDPKI.

For the definitions of the *return_code*, *reason_code*, *exit_data_length*, and *exit_data* parameters, see “Parameters common to all verbs” on page 18.

rule_array_count

Direction: Input
Type: Integer

A pointer to an integer variable containing the number of elements in the *rule_array* variable. This value must be may be 0, 1, or 2.

rule_array

Direction: Input
Type: String array

The **rule_array** parameter is a pointer to a string variable containing a keyword. The keyword is 8 bytes in length and must be left-aligned and padded on the right with space characters. The **rule_array** keywords are described in Table 255 on page 909.

Table 255. Keywords for PKA Key Import control information	
Keyword	Description
Token type (One, optional)	
ECC	Specifies that the key being imported is an ECC key.
RSA	Specifies that the key being imported is an RSA key or a trusted block. This is the default.
QSA	Specifies that the key token contains a QSA key. Only clear keys are supported.
Transport key type (optional)	
IKEK-AES	The importer_key_identifier is an AES key.
IKEK-DES	The importer_key_identifier is a DES key. This is the default.

source_key_identifier_length

Direction: Input
Type: Integer

The length of the **source_key_identifier** parameter. The maximum size is 6500 bytes.

source_key_identifier

Direction: Input
Type: String

The external key token of an ECC, RSA, or QSA private key or active external trusted block to be imported. The ECC, RSA, and QSA key token must contain both public-key and private key information. The private key can be in cleartext or it can be enciphered.

importer_key_identifier

Direction: Input/Output
Type: String

A variable-length field containing an AES or DES key identifier used to wrap the imported key. For RSA keys and trusted blocks, this must be a DES limited authority transport key (IMP-PKA). For ECC keys, this must be an AES transport key. For QSA keys, this must be a null token.

This parameter contains one of the following:

- 64-byte label of a key storage record that contains the transport key.
- 64-byte DES internal key token containing the transport key.
- A variable-length AES internal key token containing the transport key.

This parameter is ignored for clear tokens.

target_key_identifier_length

Direction: Input/Output
Type: Integer

The length of the **target_key_identifier** parameter. The maximum size is 6500 bytes.

On input, this is the size of the buffer to receive the output key token. If the **target_key_identifier** is the label of an existing record in the PKA key storage, the value must be 64.

On output, and if the size is of sufficient length, the parameter is updated with the actual length of the returned key token.

Note: QSA (CRYSTALS-Dilithium) keys cannot be stored in the PKA key storage.

target_key_identifier

Direction: Input/Output
Type: String

This field contains the internal token or label of the imported PKA private key or a trusted block. If a label is specified on input, a PKA key storage record with this label must exist. The PKA key storage record with this label will be overwritten with the imported key unless the existing record is a retained key. If the record is a retained key, the import will fail. A retained key record cannot be overwritten. If no label is specified on input, this field is ignored and should be set to binary zeros on input.

When the *importer_key_identifier* is compliant-tagged, the key is imported as a compliant-tagged key token.

Note: QSA (CRYSTALS-Dilithium) keys cannot be stored in the PKA key storage.

Restrictions

The restrictions for CSNDPKI.

This verb imports RSA keys of up to 4096 bits. However, the hardware configuration sets the limits on the modulus size of keys for digital signatures and key management; thus, the key can be successfully imported but fail when used if the limits are exceeded.

The **importer_key_identifier** parameter is a limited-authority key-encrypting key.

CRT form tokens with a private section ID of X'05' cannot be imported.

Note: As of CCA 5.4 and CCA 6.2, this verb supports three-key TDES keys. As a key management service this includes three-key TDES key encrypting keys (KEKs).

Required commands

The required commands for CSNDPKI.

This verb requires the **PKA Key Import** command (offset X'0104') to be enabled in the active role. If the *source_key_token* parameter points to a trusted block, also enable the **PKA Key Import - Import an external trusted block** command (offset X'0311').

To disable the wrapping of a key with a weaker master key, the **Prohibit weak wrapping - Master keys** command (offset X'0333') must be enabled in the active role.

To receive a warning when wrapping a key with a weaker master key, enable the **Warn when weak wrap - Master keys** command (offset X'0332') in the active role. The **Prohibit weak wrapping - Master keys** command overrides this command.

Usage notes

The usage notes for CSNDPKI.

This verb imports keys of any modulus size up to 2048 bits. However, the hardware configuration sets the limits on the modulus size of keys for digital signatures and key management; thus, the key can be successfully imported but fail when used if the limits are exceeded.

JNI version

This verb has a Java Native Interface (JNI) version, which is named CSNDPKIJ.

This verb has a Java Native Interface (JNI) version, which is named CSNDPKIJ. See [“Building Java applications using the CCA JNI” on page 23](#).

Format

```
public native void CSNDPKIJ(
    hikmNativeNumber return_code,
    hikmNativeNumber reason_code,
    hikmNativeNumber exit_data_length,
    byte[] exit_data,
    hikmNativeNumber rule_array_count,
    byte[] rule_array,
    hikmNativeNumber source_key_identifier_length,
    byte[] source_key_identifier,
    byte[] transport_key_identifier,
    hikmNativeNumber target_key_identifier_length,
    byte[] target_key_identifier);
```

PKA Key Token Build (CSNDPKB)

Use this verb to build external PKA key tokens containing unenciphered private RSA or ECC keys.

You can use this token as input to the PKA Key Import verb to obtain an operational internal token containing an enciphered private key. This verb builds a skeleton token that you can use as input to the

PKA Key Generate verb (see [Table 254 on page 904](#)). You can also input to this verb a clear unenciphered public RSA or ECC key and return the public key in a token format that other PKA verbs can use directly.

Specifically, you can use this verb is used to:

- Build external PKA key tokens containing unencrypted private key for ECC or RSA keys. You can use this token as input to the PKA Key Import service to obtain an operational internal token containing an enciphered private key.
- Build external RSA key tokens with the private key for use with the PKA Key Translate service.
- Build a skeleton token for ECC, RSA, or CRYSTALS-Dilithium keys that you can use as input to the PKA Key Generate service.
- Build a public key token containing a clear unencrypted public key for an ECC or RSA keys and return the public key in a token format that other PKA services can use directly.
- An RSA token with X'09' section identifier using the RSAMEVAR keyword to obtain a token for a key in Modulus-Exponent format that is variable length.

ECC key generation requires this information in the skeleton token:

- The key type: ECC
- The type of curve: Prime, Brainpool, or Edwards
- The size of p in bits:
 - 192, 224, 256, 384 or 521 for Prime curves
 - 160, 192, 224, 256, 320, 384, or 521 for Brainpool curves
 - 255 or 448 for Edwards curves.
- Key usage information:
 - For Edwards curves, SIG-ONLY is required. Edwards curve keys are used with EdDSA only.
- Optionally, application associated data.
- Optionally, a key-derivation section.

CRYSTALS-Dilithium key generation requires the following information in the skeleton token:

- The Algorithm identifier: CRYSTALS-Dilithium.
- The Algorithm parameter:
 - X'0605' CRYSTALS-Dilithium (6,5).
- PKA Key usage information:
 - For CRYSTALS-Dilithium, U-DIGSIG is required.

Format

The format of CSNDPKB.

```
CSNDPKB(
    return_code,
    reason_code,
    exit_data_length,
    exit_data,
    rule_array_count,
    rule_array,
    key_value_structure_length,
    key_value_structure,
    private_key_name_length,
    private_key_name,
    user_definable_associated_data_length,
    user_definable_associated_data,
    reserved_2_length,
    reserved_2,
    reserved_3_length,
    reserved_3,
    reserved_4_length,
    reserved_4,
    reserved_5_length,
    reserved_5,
    key_token_length,
    key_token)
```

Parameters

The parameters for CSNDPKB.

For the definitions of the *return_code*, *reason_code*, *exit_data_length*, and *exit_data* parameters, see “Parameters common to all verbs” on page 18.

rule_array_count

Direction: Input
Type: Integer

A pointer to an integer variable containing the number of elements in the *rule_array* variable. This value must be in the range 1 - 5.

rule_array

Direction: Input
Type: String array

A pointer to a string variable containing an array of keywords for the verb. The keywords must be in contiguous storage with each of the keywords left-aligned in its own 8-byte location and padded on the right with blanks. The *rule_array* keywords are described in Table 256 on page 913.

Table 256. Keywords for PKA Key Token Build control information	
Keyword	Description
Token type (One, required)	
ECC-PAIR	This keyword indicates building a token containing both public and private ECC key information. The parameter <i>key_value_structure</i> identifies the input key values, if supplied.
ECC-PUBL	This keyword indicates building a token containing public ECC key information. The parameter <i>key_value_structure</i> identifies the input values, if supplied.
QSA-PAIR	This keyword indicates building a token containing both public and private QSA key information. The parameter key_value_structure identifies the input values. This includes CRYSTALS-Dilithium key pairs.

Table 256. Keywords for PKA Key Token Build control information (continued)	
Keyword	Description
QSA-PUBL	This keyword indicates building a token containing public QSA key information. The parameter key_value_structure identifies the input values. This includes CRYSTALS-Dilithium public keys.
RSA-AESC	Create a key token for an RSA public key and an RSA private key in Chinese-Remainder Theorem (CRT) format with an AES-encrypted OPK. Starting with CCA 6.0, specify a format restriction keyword to restrict the private key to a particular digital-signature hash formatting method, or none (the default, see Format restriction section later in this table).
RSA-AESM	Create a key token for an RSA public key and an RSA private key in Modulus-Exponent format with an AES-encrypted OPK. Starting with CCA 6.0, specify a format restriction keyword to restrict the private key to a particular digital-signature hash formatting method, or none (the default, see Format restriction section later in this table).
RSA-CRT	This keyword indicates building a token containing an RSA private key in the optimized Chinese Remainder Theorem (CRT) format. The parameter <i>key_value_structure</i> identifies the input key values, if supplied.
RSA-PRIV	This keyword indicates building a token containing both public and private RSA key information. The parameter <i>key_value_structure</i> identifies the input key values, if supplied.
RSA-PUBL	This keyword indicates building a token containing public RSA key information. The parameter <i>key_value_structure</i> identifies the input values, if supplied.
RSAAESC2	This keyword is for creating a key token for an RSA public and private key in Chinese-Remainder Theorem format with a version X'05' private key associated data section. The object protection key is an AES key. Either RSAAESC2 or RSAAESM2 is required when using the COMP-TAG or the PKA Key Usage Control group.
RSAAESM2	This keyword is for creating a key token for an RSA public and private key in modulus-exponent format with a version X'04' private key associated data section. The object protection key is an AES key. Either RSAAESC2 or RSAAESM2 is required when using the COMP-TAG or the PKA Key Usage Control group.
RSAMEVAR	This keyword indicates RSA-Modulus Exponent-Variant (RSAMEVAR), a type X'09' key token for RSA, named VAR_OPK. Note: Key tokens created with this key type cannot be passed to the PKA Key Generate verb for creating RETAIN (retained) keys.
Compliance (Optional)	
COMP-TAG	Build a compliant-tagged key token. Only valid with RSAAESC2 or RSAAESM2.
NOCMPTAG	Do not build a compliant-tagged key token. This is the default.
Key usage control (One, optional). Not valid with type ECC-PUBL, RSAAESC2, RSAAESM2, RSAPUBL, QSA-PAIR, or QSA-PUBL.	
KEY-MGMT	Indicates that an RSA or ECC private key can be used in both the Symmetric Key Import and the Digital Signature Generate verbs. Note: Key tokens created with this key usage cannot be passed to the PKA Key Generate verb for creating RETAIN (retained) keys.

<i>Table 256. Keywords for PKA Key Token Build control information (continued)</i>	
Keyword	Description
KM-ONLY	Indicates that an RSA or ECC private key can be used only in symmetric key distribution. Note: Key tokens created with this key usage cannot be passed to the PKA Key Generate verb for creating RETAIN (retained) keys.
SIG-ONLY	Indicates that an RSA or ECC private key cannot be used in symmetric key distribution. This is the default. This keyword is required when building type ECC-PAIR token with an Edwards curve. Note: Only a skeleton key-token created from PKA Key Token Build with this key usage type can be passed to PKA Key Generate to create a RETAIN (retained) key.
Translate control (One, optional)	
NO-XLATE	The RSA or ECC key cannot be used as a key-encrypting-key for “PKA Key Translate (CSNDPKT)” on page 931. Note: Use of this keyword does not matter when creating a skeleton key-token for a later retained key generation operation. It is redundant to the necessary SIG-ONLY keyword.
XLATE-OK	The RSA or ECC key can be used as a key-encrypting-key for “PKA Key Translate (CSNDPKT)” on page 931. Note: Key tokens created with this keyword cannot be passed to the PKA Key Generate verb for creating RETAIN (retained) keys.
Format restriction (One, optional). As of release 6.0, only valid with token type keyword RSA-AESC or RSA-AESM.	
FR-NONE	Specifies to not restrict the private key to be used by a particular digital-signature hash formatting method. The key is usable for any method. This is the default.
FR-I9796	Specifies to render the private key usable only with the digital-signature hash formatting method ISO-9796.
FR-X9.31	Specifies to render the private key usable only with the digital-signature hash formatting method X9.31.
FR-ZPAD	Specifies to render the private key usable only with the digital-signature hash formatting method ZERO-PAD.
FR-PK10	Specifies to render the private key usable only with the digital-signature hash formatting method PKCS-1.0.
FR-PK11	Specifies to render the private key usable only with the digital-signature hash formatting method PKCS-1.1.
FR-PSS	Specifies to render the private key usable only with the digital-signature hash formatting method PKCS-PSS.
ECC token version (One, optional). Release 5.2 or later. Only valid with token type ECC-PAIR.	
ECC-VER0	Build an ECC private-key section (X'20') using the format section version number X'00'. This is the default. Note: Use of this option is provided for backward compatibility and its use is discouraged. The preferred format is Version X'01'.

Table 256. Keywords for PKA Key Token Build control information (continued)

Keyword	Description
ECC-VER1	Build an ECC private-key section (X'20') using the format section version number X'01'. This keyword is required if key derivation data is provided. Version X'01' key token enhancements include a pedigree field, a section hash tag-length-value (TLV) object (X'60') that gets included in the IBM extended associated data (IEAD) with a hash digest of all optional sections up to the IEAD. The Version 1 key token also supports the ECC key-derivation information section (X'23') that is required by the Elliptic Curve Diffie-Hellman verb to derive one element of any key pair using the ANSI-X963-KDF key derivation function.

PKA Key Usage Control (Required with RSAESC2, RSAESM2, QSA-PAIR, or QSA-PUBL. Not valid otherwise.)

U-DIGSIG	Digital Signature usage is allowed. When COMP-TAG is specified, cannot be combined with U-KEYENC, U-DATENC, or U-KEYAGR. This rule is required when QSA-PAIR or QSA-PUBL is specified.
U-NONRPD	Non-Repudiation usage is allowed. When COMP-TAG is specified, cannot be combined with U-KEYENC, U-DATENC, or U-KEYAGR.
U-KCRTSN	keyCertSign usage is allowed. When COMP-TAG is specified, cannot be combined with U-KEYENC, U-DATENC, or U-KEYAGR.
U-CRLSN	Certificate Revocation List Sign usage is allowed. When COMP-TAG is specified, cannot be combined with U-KEYENC, U-DATENC, or U-KEYAGR.
U-KEYENC	Key Encipherment usage is allowed. When COMP-TAG is specified, cannot be combined with any other keyword from this group.
U-DATENC	Data Encipherment usage is allowed. When COMP-TAG is specified, cannot be combined with any other keyword from this group.
U-KEYAGR	Key agreement usage is allowed. When COMP-TAG is specified, cannot be combined with any other keyword from this group.

key_value_structure_length

Direction: Input

Type: Integer

A pointer to an integer variable containing the number of bytes of data in the **key_value_structure** variable. The length depends on the key type parameter in the **rule_array** and on the actual values input. The length is in bytes. For maximum values, see [Table 257 on page 916](#).

Table 257. PKA Key Token Build - Key value structure length maximum values

Key type	Key value structure maximum value
ECC-PAIR	207
ECC-PUBL	139
RSA-AESC, RSA-AESM, RSA-CRT, RSAMEVAR	3500
RSA-PRIV	648
RSA-PUBL	520
QSA-PAIR	5624
QSA-PUBL	1768

key_value_structure

Direction: Input
Type: String

This is a segment of contiguous storage containing a variable number of input clear key values and the lengths of these values in bits or bytes, as specified. The structure elements are ordered, of variable length, and the input key values must be right-aligned within their respective structure elements and padded on the left with binary zeros. If the leading bits of the modulus are zeros, do not count them in the length. [Table 258 on page 917](#) and [Table 259 on page 921](#) define the structure and contents as a function of key type.

<i>Table 258. PKA Key Token Build - Key value structure elements, ECC keys</i>		
Offset	Length (bytes)	Description
Key value structure (ECC-PAIR)		
000	001	Curve type: X'00' Prime curve X'01' Brainpool curve X'02' Edwards curve
001	001	Reserved X'00'
002	002	Length of <i>p</i> in bits X'00A0' Brainpool P-160 X'00C0' Prime P-192, Brainpool P-192 X'00E0' Prime P-224, Brainpool P-224 X'00FF' 255 (Edwards curve25519, id-Ed25519, OID = 1.3.101.112). See also Table 319 on page 1140 . X'0100' Prime P-256, Brainpool P-256 X'0140' Brainpool P-320 X'0180' Prime P-384, Brainpool P-384 X'01C0' 448 (Edwards curve448, id-Ed448, OID = 1.3.101.113). See also Table 319 on page 1140 . X'0200' Brainpool P-512 X'0209' Prime P-521

Table 258. PKA Key Token Build - Key value structure elements, ECC keys (continued)		
Offset	Length (bytes)	Description
004	002	<i>ddd</i> - this field is the length of the private key <i>d</i> in bytes. This value can be zero if the key token is used as a skeleton key-token in the PKA Key Generate verb. The maximum value is 66 bytes.
006	002	<i>xxx</i> - this field is the length of the public key <i>Q</i> in bytes. This value can be zero if the key token is used as a skeleton key-token in the PKA Key Generate verb. The maximum value is 133 bytes, which includes one byte to indicate if the value is compressed.
008	<i>ddd</i>	Private key, <i>d</i>
008 + <i>ddd</i>	<i>xxx</i>	Public key, <i>Q</i>
Key value structure (ECC-PUBL)		
000	001	Curve type: X'00' Prime curve X'01' Brainpool curve X'02' Edwards curve
001	001	Reserved X'00'
002	002	Length of <i>p</i> in bits X'00A0' Brainpool p-160 X'00C0' Prime P-192, Brainpool P-192 X'00E0' Prime P-224, Brainpool P-224 X'00FF' 255 (Edwards curve25519, id-Ed25519, OID = 1.3.101.112). See also Table 319 on page 1140. X'0100' Prime P-256, Brainpool P-256 X'0140' Brainpool P-320 X'0180' Prime P-384, Brainpool P-384 X'01C0' 448 (Edwards curve448, id-Ed448, OID = 1.3.101.113). See also Table 319 on page 1140. X'0200' Brainpool P-512 X'0209' Prime P-521

Table 258. PKA Key Token Build - Key value structure elements, ECC keys (continued)		
Offset	Length (bytes)	Description
004	002	xxx - this field is the length of the public key Q in bytes. This value can be zero if the key token is used as a skeleton key-token in the PKA Key Generate verb. The maximum value is 133 bytes, which includes one byte to indicate if the value is compressed.
006	xxx	Public key, Q
Key value structure (Optimized RSA, Chinese Remainder Theorem format, RSA-CRT)		
000	002	Modulus length in bits (512 - 2048). This is required.
002	002	Modulus field length in bytes, nnn . This value can be zero if the key token is used as a skeleton key-token in the PKA Key Generate verb. This value must not exceed 256.
004	002	Public exponent field length in bytes, eee . This value can be zero if the key token is used as a skeleton key-token in the PKA Key Generate verb.
006	002	Reserved, binary zero.
008	002	Length of the prime number p , in bytes, ppp . This value can be zero if the key token is used as a skeleton key-token in the PKA Key Generate verb. Maximum size of $p + q$ is 256 bytes.
010	002	Length of the prime number q , in bytes, qqq . This value can be zero if the key token is used as a skeleton key-token in the PKA Key Generate verb. Maximum size of $p + q$ is 256 bytes.
012	002	Length of d_p , in bytes, rrr . This value can be zero if the key token is used as a skeleton key-token in the PKA Key Generate verb. Maximum size of $d_p + d_q$ is 256 bytes.
014	002	Length of d_q , in bytes, sss . This value can be zero if the key token is used as a skeleton key-token in the PKA Key Generate verb. Maximum size of $d_p + d_q$ is 256 bytes.
016	002	Length of U , in bytes, uuu . This value can be zero if the key token is used as a <i>skeleton_key_token</i> in the PKA Key Generate verb. Maximum size of U is 256 bytes.
018	nnn	Modulus, n .
$018 + nnn$	eee	Public exponent, e . This is an integer such that $1 < e < n$. e must be odd. When you are building a skeleton key-token to control the generation of an RSA key pair, the public key exponent can be one of the following values: 3, 65537 ($2^{16} + 1$), or 0 to indicate that a full random exponent should be generated. The exponent field can be a null-length field if the exponent value is 0.
$018 + nnn + eee$	ppp	Prime number p .
$018 + nnn + eee + ppp$	qqq	Prime number q .
$018 + nnn + eee + ppp + qqq$	rrr	$d_p = d \text{ mod } (p-1)$.
$018 + nnn + eee + ppp + qqq + rrr$	sss	$d_q = d \text{ mod } (q-1)$.

Table 258. PKA Key Token Build - Key value structure elements, ECC keys (continued)		
Offset	Length (bytes)	Description
018 + nnn + eee + ppp + qqq + rrr + sss	uuu	$U = q^{-1} \text{mod}(p)$.
Key value structure (RSA private, RSA private variable, or RSA public)		
000	002	Modulus length in bits. This is required. When building a skeleton key-token, the modulus length in bits must be greater than or equal to 512 bits.
002	002	Modulus field length in bytes, XXX. This value can be zero if you are using the key token as a skeleton in the PKA Key Generate verb. This value must not exceed 256 when the RSA-PUBL keyword is used and must not exceed 128 when the RSA-PRIV keyword is used. This verb can build a key token for a public RSA key with a 2048-bit modulus length or it can build a key token for a 1024-bit modulus length private key.
004	002	Public exponent field length in bytes, YYY. This value must not exceed 256 when the RSA-PUBL keyword is used and must not exceed 128 when the RSA-PRIV keyword is used. This value can be zero if you are using the key token as a skeleton key-token in the PKA Key Generate verb. In this case, a random exponent is generated. To obtain a fixed, predetermined public key exponent, you can supply this field and the public exponent as input to the PKA Key Generate verb.
006	002	Private exponent field length in bytes, ZZZ. This field can be zero, indicating that private key information is not provided. This value must not exceed 128 bytes. This value can be zero if you are using the key token as a skeleton in the PKA Key Generate verb.
008	XXX	Modulus, n . This is an integer such that $1 < n < 2^{2048}$. The n is the product of p and q for primes p and q .
008 + XXX	YYY	RSA public exponent, e . This is an integer such that $1 < e < n$. e must be odd. When you are building a <i>skeleton_key_token</i> to control the generation of an RSA key pair, the public key exponent can be one of the following values: 3, 65537 ($2^{16} + 1$), or 0 to indicate that a full random exponent should be generated. The exponent field can be a null-length field if the exponent value is 0.
008 + XXX + YYY	ZZZ	RSA secret exponent d . This is an integer such that $1 < d < n$. The value of d is $e^{-1} \text{mod}(p-1)(q-1)$. You need not specify this value if you specify RSA-PUBL in the rule_array parameter.

Table 259. PKA Key Token Build - Key value structure elements, RSA keys		
Offset	Length (bytes)	Description
000	002	Length of the modulus in bits RSA-AESM (section X'30') 512 - 4096 RSA-PRIV (section X'02') 512 - 1024 RSA-PUBL (section X'04') 512 - 4096 RSAMEVAR (section X'09') 512 - 4096
002	002	Length of the modulus field n , in bytes: nnn . This value must not exceed 512 for a 4096-bit-length key. This value should be zero when preparing a skeleton key-token for use with the PKA Key Generate verb.
004	002	Length of the public exponent field e , in bytes: eee . This value should be zero when preparing a skeleton key-token to generate a random-exponent public key in the PKA Key Generate verb. This value must not exceed 512.
006	002	Private exponent field length in bytes, ddd . This value can be zero indicating that private key information is not provided. This value must not exceed 512.
008	nnn	Modulus n , integer value, $1 < n < 2^{4096}$; $n = pq$ for prime p and prime q .
$8 + nnn$	eee	Public exponent field e , integer value, $1 < e < n$, e must be odd. When you are building a skeleton_key_token to control the generation of an RSA key pair, the public key exponent must be one of the following values: 0 (full-random), 3, or 65537. Beginning with Release 5.2, you can also specify a value of 5, 17, or 257. The exponent field can be a null-length field when preparing a skeleton_key_token.
$8 + nnn + eee$	ddd	Private exponent d , integer value, $1 < d < n$, $d = e^{-1} \bmod (p-1)(q-1)$.
RSA key-values structure, Chinese-Remainder Theorem format (RSA-AESC or RSA-CRT)		
000	002	Length of the modulus in bits: RSA-AESC (section X'31') 512 - 4096 RSA-CRT (section X'30') 512 - 4096
002	002	Length of the modulus field n , in bytes: nnn . This value must not exceed $4096/8 = 512$. This value should be zero when preparing a skeleton_key_token for use with the PKA Key Generate verb.
004	002	Length of the public exponent field e , in bytes: eee . This value should be zero when preparing a skeleton key-token to generate a random-exponent public key in the PKA Key Generate verb. This value must not exceed 512.
006	002	Reserved, binary zero.

Table 259. PKA Key Token Build - Key value structure elements, RSA keys (continued)

Offset	Length (bytes)	Description
008	002	Length of the prime number field p , in bytes: ppp . Should be zero in a skeleton key-token. The maximum value of $ppp+qqq$ is 512 bytes.
010	002	Length of the prime number field q , in bytes: qqq . Should be zero in a skeleton key-token. The maximum value of $ppp+qqq$ is 512 bytes.
012	002	Length of the d_p field, in bytes: rrr . Should be zero in a skeleton key-token. The maximum value of $rrr + sss$ is 512 bytes.
014	002	Length of the d_q field, in bytes: sss . Should be zero in a skeleton key-token. The maximum value of $rrr + sss$ is 512 bytes.
016	002	Length of the U field, in bytes: uuu . Should be zero in a skeleton key-token. The maximum length of U is 256 bytes.
018	nnn	Modulus n .
$018 + nnn$	eee	Public exponent field e , integer value, $1 < e < n$, e must be odd. When you are building a skeleton key-token to control the generation of an RSA key pair, the public key exponent must be one of the following values: 0 (full-random), 3, or 65537. Beginning with Release 5.2, you can also specify a value of 5, 17, or 257. The exponent field can be a null-length field when preparing a skeleton key-token.
$018 + nnn + eee$	ppp	Prime number p .
$018 + nnn + eee + ppp$	qqq	Prime number q .
$018 + nnn + eee + ppp + qqq$	rrr	$d_p = d \text{ mod } (p-1)$.
$018 + nnn + eee + ppp + qqq + rrr$	sss	$d_q = d \text{ mod } (q-1)$.
$018 + nnn + eee + ppp + qqq + rrr + sss$	uuu	$U = q^{-1} \text{ mod } (p)$.

Table 260. QSA Private/public key pair form (QSA-PAIR) and QSA Public key form (QSA-PUBL)

Offset	Length (bytes)	Description
000	001	Algorithm identifier: X'01' CRYSTALS-Dilithium

Table 260. QSA Private/public key pair form (QSA-PAIR) and QSA Public key form (QSA-PUBL) (continued)		
Offset	Length (bytes)	Description
001	001	Clear key format: X'00' No Clear key X'01' Clear private and public key pair in 'KAT format' (Known Answer Test format) X'02' Clear private and public key pair in 'parameterized format' X'03' Clear Public key only. Must be specified with QSA-PUBL.
002	002	Algorithm Parameters When Algorithm identifier is X'01', allowed values are: X'0605' CRYSTALS-Dilithium (6 x 5, OID = 1.3.6.1.4.1.2.267.1.6.5). See also Table 324 on page 1148 .
004	002	Clear key length ppp This field is the length of the QSA key value in bytes. This value can be zero if the key token is used as a skeleton key token in the PKA Key Generate callable service.
006	002	Reserved X'00'

Table 260. QSA Private/public key pair form (QSA-PAIR) and QSA Public key form (QSA-PUBL) (continued)		
Offset	Length (bytes)	Description
008	ppp	<p>QSA private/public key pair or QSA public key value</p> <p>When Algorithm Parameters is X'0605', allowed values are:</p> <p>KAT format, Clear key format X'01':</p> <p>Known Answer Test CRYSTALS-Dilithium (6,5) private key 'sk' followed by the public key 'pk'</p> <p>---sk---</p> <p>32 bytes rho</p> <p>32 bytes key D, also known as 'seed'</p> <p>48 bytes tr T, also known as 'tr'</p> <p>480 bytes s1</p> <p>576 bytes s2</p> <p>2688 bytes t0</p> <p>32 bytes rho</p> <p>1728 bytes t1</p> <p>Parameterized format, Clear key format X'02':</p> <p>Parameterized format - rho is not repeated</p> <p>32 bytes rho</p> <p>32 bytes key D, also known as 'seed'</p> <p>48 bytes tr T, also known as 'tr'</p> <p>480 bytes s1</p> <p>576 bytes s2</p> <p>2688 bytes t0</p> <p>1728 bytes t1</p>

Offset	Length (bytes)	Description
008	ppp	<p>Public key format only, Clear key format X'03':</p> <p>Known Answer Test CRYSTALS-Dilithium (6,5) public key</p> <p>32 bytes rho</p> <p>1728 bytes t1</p>

Note:

1. All length fields are in binary.
2. All binary fields (exponent, lengths, modulus, and so on) are stored with the high-order byte field first (big-endian format). This integer number is right-aligned within the key structure element field.
3. You must supply all values in the structure to create a token containing an RSA or ECC private key for input to the PKA Key Import verb.

private_key_name_length**Direction:** Input**Type:** Integer

The length can be 0 or 64. This parameter is ignored with key type RSA-PUBL, ECC-PUBL, or QSA-PUBL.

private_key_name**Direction:** Input**Type:** String

This field contains the name of a private key. The name must conform to CCA key label syntax rules. That is, allowed characters are alphanumeric, national (@, #, \$) or period (.). The first character must be alphabetic or national. The name is folded to upper case and converted to ASCII characters. ASCII is the permanent form of the name because the name should be independent of the platform. The name is then cryptographically coupled with clear private key data before encryption of the private key. Because of this coupling, the name can never change after the key token is imported. The parameter is valid only with key type RSA-CRT.

user_definable_associated_data_length**Direction:** Input**Type:** Integer

Length in bytes of the *user_definable_associated_data* parameter. This parameter is valid only for a key type of ECC-PAIR, and must be set to 0 for all other key types. The maximum value is 100.

user_definable_associated_data**Direction:** Input**Type:** String

The **user_definable_associated_data** parameter identifies a string variable containing the associated data that will be placed following the IBM associated data in the token. The associated

data is data whose integrity, but not whose confidentiality, is protected by a key wrap mechanism. The **user_definable_associated_data** can be used to bind usage control information.

This parameter is valid only for a key type of ECC-PAIR.

reserved_2_length

Direction: Input
Type: Integer

Length in bytes of a reserved parameter. You must set this variable to 0.

reserved_2

Direction: Input
Type: String

The **reserved_2** parameter identifies a string that is reserved. The verb ignores it.

reserved_3_length

Direction: Input
Type: Integer

Length in bytes of a reserved parameter. You must set this variable to 0.

reserved_3

Direction: Input
Type: String

The **reserved_3** parameter identifies a string that is reserved. The verb ignores it.

reserved_4_length

Direction: Input
Type: Integer

Length in bytes of a reserved parameter. You must set this variable to 0.

reserved_4

Direction: Input
Type: String

The **reserved_4** parameter identifies a string that is reserved. The verb ignores it.

reserved_5_length

Direction: Input
Type: Integer

Length in bytes of a reserved parameter. You must set this variable to 0.

reserved_5

Direction: Input
Type: String

The **reserved_5** parameter identifies a string that is reserved. The verb ignores it.

key_token_length**Direction:** Input/Output**Type:** Integer

Length of the returned key token. The verb checks the field to ensure that it is at least equal to the size of the token to return. On return from this verb, this field is updated with the exact length of the **key_token** created. On input, a size of 6500 bytes is sufficient to contain the largest **key_token** created.

key_token**Direction:** Output**Type:** String

The returned key token containing an unenciphered private or public key. The private key is in an external form that can be exchanged with different CCA PKA systems. You can use the public key token directly in appropriate CCA signature verification or key management services.

Restrictions

The restrictions for CSNDPKB.

- The RSA key length is limited to the range of 512 - 4096 bits, with specific formats restricted to a maximum of 1024 or 2048 bits.
- When generating a key for use with ANSI X9.31 digital signatures, the key length must be 1024, 1280, 1536, 1792, 2048, or 4096 bits.
- Allowable ECC key bit lengths are based on curve type. For Brainpool, the key length must be 160, 192, 224, 256, 320, 384, or 512. For Prime, it must be 192, 224, 256, 384, or 521.
- Rule array keywords ECC-VER0 and ECC-VER1 are not supported in releases before Release 5.2.
- Optional ECC key-derivation information section (X'23') for an ECC private-key is not supported in releases before Release 5.2.
- RSA public exponent value of 5, 17, and 257 are not supported in releases before Release 5.2.

Required commands

The required commands for CSNDPKB.

None.

Usage notes

The usage notes for CSNDPKB.

None.

JNI version

This verb has a Java Native Interface (JNI) version, which is named CSNDPKBJ.

See [“Building Java applications using the CCA JNI” on page 23](#).

Format

```
public native void CSNDPKBJ(
    hikmNativeNumber return_code,
    hikmNativeNumber reason_code,
    hikmNativeNumber exit_data_length,
    byte[]           exit_data,
    hikmNativeNumber rule_array_count,
```

PKA Key Token Change (CSNDKTC)

```
byte[]      rule_array,  
hikmNativeNumber key_values_structure_length,  
byte[]      key_values_structure,  
hikmNativeNumber private_key_name_length,  
byte[]      private_key_name,  
hikmNativeNumber user_definable_associated_data_length,  
byte[]      user_definable_associated_data,  
hikmNativeNumber reserved_2_length,  
byte[]      reserved_2,  
hikmNativeNumber reserved_3_length,  
byte[]      reserved_3,  
hikmNativeNumber reserved_4_length,  
byte[]      reserved_4,  
hikmNativeNumber reserved_5_length,  
byte[]      reserved_5,  
hikmNativeNumber key_token_length,  
byte[]      key_token);
```

PKA Key Token Change (CSNDKTC)

The PKA Key Token Change verb changes PKA key tokens (RSA, ECC, and CRYSTALS-Dilithium) or trusted block key tokens, from encipherment under old ASYM-MK or APKA-MK, to encipherment under the current ASYM-MK or APKA-MK master key.

- For RSA key tokens - Key tokens must be private internal PKA key tokens in order to be changed by this verb. PKA private keys encrypted under the Key Management Master Key (KMMK) cannot be reenciphered using this services unless the KMMK has the same value as the Signature Master Key (SMK).
- For trusted block key tokens - Trusted block key tokens must be internal.
- For ECC key tokens - Key tokens must be private internal ECC key tokens encrypted under the APKA-MK.
- For CRYSTALS-Dilithium key tokens - Key tokens must be private internal CRYSTALS-Dilithium key tokens encrypted under the ECC master key.

Format

The format of CSNDKTC.

```
CSNDKTC(  
    return_code,  
    reason_code,  
    exit_data_length,  
    exit_data,  
    rule_array_count,  
    rule_array,  
    key_identifier_length,  
    key_identifier)
```

Parameters

The parameters for CSNDKTC.

For the definitions of the *return_code*, *reason_code*, *exit_data_length*, and *exit_data* parameters, see [“Parameters common to all verbs” on page 18](#).

rule_array_count

Direction: Input
Type: Integer

A pointer to an integer variable containing the number of elements in the *rule_array* variable. This value must be 1 or 2.

rule_array

Direction: Input

Type: String array

The process rule for the verb. The keyword must be in eight bytes of contiguous storage, left-aligned, and padded on the right with blanks. The *rule_array* keywords are described in [Table 261 on page 929](#).

<i>Table 261. Keywords for PKA Key Token Change control information</i>	
Keyword	Description
Token type (One, optional)	
ECC	Specifies that the key being changed is an ECC key. This keyword was introduced with CCA 4.1.0.
RSA	Specifies that the key being changed is an RSA key or a trusted block. This is the default.
QSA	Specifies that the key being changed is in a QSA key token such as CRYSTALS-Dilithium keys.
Reencipherment method (One, required)	
RTCMK	<p>If the <i>key_identifier</i> is an RSA key token, the verb will change an RSA private key from encipherment with the old ASYM-MK to encipherment with the current ASYM-MK.</p> <p>If the <i>key_identifier</i> is a trusted block token, the verb will change the trusted block's embedded MAC key from encipherment with the old ASYM-MK to encipherment with the current ASYM-MK.</p> <p>If the <i>key_identifier</i> is an ECC key token, the verb will change an ECC private key from encipherment with the old APKA-MK to encipherment with the current APKA-MK.</p> <p>If the <i>key_identifier</i> is a CRYSTALS-Dilithium key token, the service will change a CRYSTALS-Dilithium private key from encipherment with the old ECC master key to encipherment with the current ECC master key.</p>
RTNMK	<p>Re-enciphers a private (internal) RSA or ECC key to the new master key.</p> <p>A key enciphered under the new master key is not usable. It is expected that the user will use this keyword (RTNMK) to take a preparatory step in re-enciphering an external key store that they manage themselves to a new master-key, before the set operation has occurred. Note also that the new master-key register must be full; it must have had the last key part loaded and therefore not be empty or partially full (partially full means that one or more key parts have been loaded but not the last key part).</p> <p>The 'SET' operation makes the new master-key operational, moving it to the current master-key register, and the current master-key is displaced into the old master-key register. When this happens, all the keys that were re-enciphered to the new master-key are now usable, because the new master-key is not 'new' any more, it is 'current'.</p> <p>Because the RTNMK keyword is added primarily for support of externally managed key storage (see “Key Storage on z/OS (RTNMK-focused)” on page 514), it is not valid to pass a <i>key_identifier</i> when the RTNMK keyword is used. Only a full internal key token (encrypted under the current master-key) can be passed for re-encipherment with the RTNMK keyword. When a key LABEL is passed along with the RTNMK keyword, the error return code 8 with reason code 63 will be returned.</p> <p>For more information, see “Key storage with Linux on Z, in contrast to z/OS ” on page 513.</p>
VALIDATE	Validate an internal PKA key token which is under the current master key (same processing as RTNMK without checking the new master key or actually re-enciphering the token).

key_identifier_length

Direction: Input

Type: Integer

PKA Key Token Change (CSNDKTC)

The length of the **key_identifier** parameter. The maximum size is 6500 bytes.

key_identifier

Direction: Input/Output
Type: String

Contains an internal RSA key-token, ECC key-token, CRYSTALS-Dilithium token, or an active trusted block, or a key label identifying such a key-record in PKA key-storage. The master-key enciphered data within the RSA key-token or trusted block is securely reenciphered under the current PKA master key, and any such key token records are stored in PKA key-storage. The master-key enciphered OPK contained in an RSA private-key section with section identifier of X'30' or X'31' is securely reenciphered under the current APKA master key, and any such key token records are stored in AES key-storage. The enciphered OPK of an ECC private key-token is securely reenciphered under the current APKA master key. ECC key token records are stored in PKA key-storage.

If the key token is a CRYSTALS-Dilithium key token, the private key within the token is securely reenciphered under the current ECC master key.

Restrictions

The restrictions for CSNDKTC.

None.

Required commands

The required commands for CSNDKTC.

This verb requires the **PKA Key Token Change RTCMK** command (offset X'0102') to be enabled in the active role.

To disable the wrapping of a key with a weaker master key, the **Prohibit weak wrapping - Master keys** command (offset X'0333') must be enabled in the active role.

To receive a warning when wrapping a key with a weaker master key, enable the **Warn when weak wrap - Master keys** command (offset X'0332') in the active role. The **Prohibit weak wrapping - Master keys** command overrides this command.

Usage notes

The usage notes for CSNDKTC.

None.

JNI version

This verb has a Java Native Interface (JNI) version, which is named CSNDKTCJ.

See [“Building Java applications using the CCA JNI”](#) on page 23.

Format

```
public native void CSNDKTCJ(  
    hikmNativeNumber return_code,  
    hikmNativeNumber reason_code,  
    hikmNativeNumber exit_data_length,  
    byte[] exit_data,  
    hikmNativeNumber rule_array_count,  
    byte[] rule_array,  
    hikmNativeNumber key_identifier_length,  
    byte[] key_identifier);
```


PKA Key Translate (CSNDPKT)

Use the PKA Key Translate verb to translate an RSA key in a PKA key-token using an output format specified by the input rule array. The RSA key to be translated is provided in a source PKA key-token that contains a private-key section, and the translated key is returned in the buffer identified by the `target_key_token` parameter. If the source key is in an external key-token, the source transport key must be in an operational fixed-length DES key-token.

This verb changes only Private Internal PKA Key Tokens.

The source CCA RSA key token must be wrapped with a transport key encrypting key (KEK). The XLATE bit must also be turned on in the key usage byte of the source token. The source token is unwrapped using the specified source transport KEK. The target key token will be wrapped with the specified target transport KEK. Existing information in the target token is overwritten.

There are three types of output formatting available described in the subsequent sections. The first type is an external-to-external translation of an RSA key to one of three smart card formats. The second is an external-to-external or internal-to-internal translation of an RSA key to a target PKA key-token that is protected by an AES transport key or an APKA master key. The third is an external-to-external translation of an RSA key to one of three EMV formats.

Target smart card formats

To use this verb to translate an RSA key into a smart-card format, do the following:

- Specify one of the following rule-array keywords for the smart-card format to apply to the target key:

SCVISA

Specifies translation of an RSA private-key to the Visa proprietary format. This format is defined in *Visa Smart Debit/Credit Technical Guide to Visa Applets for GlobalPlatform Cards* and *Visa Smart Debit Credit Personalization Guide for GlobalPlatform Cards*.

SCCOMME

Specifies translation of an RSA private-key to the common Modulus-Exponent (M-E) format. This format is defined in *Visa Smart Debit/Credit Technical Guide to Visa Applets for GlobalPlatform Cards*.

SCCOMCRT

Specifies translation of an RSA private-key to the common Chinese-Remainder Theorem (CRT) format. This format is defined in *Visa Smart Debit/Credit Technical Guide to Visa Applets for GlobalPlatform Cards*.

Note:

1. Translation from an M-E format to a CRT format is not supported.
 2. Translation from a CRT format to an M-E format is not supported.
 3. Export - Export an ECC key from a CCA internal key token to the AESKW key-formatting external format, wrapped by an AES key encrypting key (see also [“AESKW key format for external keys” on page 1154](#)).
- Specify the source key identifier of an external PKA key-token that has been protected by a fixed-length DES transport key to be translated. The RSA private key for smart card output formats SCVISA, SCCOMME, and SCCOMCRT must have translation control of XLATE-OK (offset 50 in the private-key section).
 - Specify the source transport key identifier of an operational fixed-length DES transport key (EXPORTER or IMPORTER) to be used to unwrap the source key.
 - Specify the target transport key identifier of an operational fixed-length DES transport key to be used to wrap the unwrapped source key. The control vector of the target transport key must have CV bit 22 = B'1' (XLATE).

Note: Translation using an EXPORTER source transport key and an IMPORTER target transport key is not allowed.

- Specify the buffer of the target key token, to receive the returned external TDES-wrapped PKA key-token.

The verb builds the target external key-token using the chosen smart card format as follows:

1. The external RSA source key-token is unwrapped using the operational fixed-length DES source transport key.
2. The unwrapped key material is formatted into the specified target smart-card format.
3. The formatted key-material is TDES encrypted in ECB mode using the operational fixed-length DES target transport key.
4. The formatted and encrypted key material is written to the buffer identified by the **target_key_token** parameter, and the target key token length is updated.

Target AES-protected formats

To use this verb to translate an RSA key into an AES-protected format, specify:

- One of the following rule-array keywords for the AES-protected format to apply to the target key:

EXTDWAKW

specifies translation of an RSA key in an external TDES-wrapped (DES transport key) RSA key-token into an external AESKW-wrapped RSA key-token

INTDWAKW

specifies translation of an RSA key in an internal TDES-wrapped (PKA master key) RSA key-token into an internal AESKW-wrapped (APKA master key) PKA key-token.

Note: An AESKW-wrapped key is protected at a higher level than a TDES-wrapped key.

- The source key identifier of a PKA key-token to be translated, either in an external key-token that has been protected by a fixed-length DES transport key to be translated, or an internal key-token that has been protected by a PKA master key.
- Source key is in an external PKA key-token:

The source transport key identifier of an operational fixed-length DES transport key (EXPORTER or IMPORTER) to be used to unwrap the source key. The control vector of the source transport key does not require the XLATE bit on.

The target transport key identifier of an operational variable-length AES transport key to be used to wrap the OPK data of the target key-token. In addition, the key usage fields must have the algorithm wrap control set so that the key can wrap or unwrap RSA keys (WR-RSA).

The buffer of the target key-token, to receive the external RSA key-token with AES-wrapped OPK.

- Source key is in an internal PKA key-token:

Set the source transport key identifier length to 0 or identify a null key-token as the source transport key.

Set the target transport key identifier length to 0 or identify a null key-token as the target transport key.

The buffer of the target key-token, to receive the internal PKA key-token with APKA-wrapped OPK.

The verb builds the target external key-token using the chosen AES-protected format as follows:

1. The source key-token is unwrapped using the source transport key or a PKA master-key, as appropriate.
2. The unwrapped key material is wrapped using the AES OPK of the target key-token. The OPK in turn is wrapped by the AES key from the target transport key if the target key is external, or the APKA master key if the target key is internal.
3. The completed external or internal key-token is written to the key token buffer identified by the **target_key_token** parameter, and the target key token length is updated.

Target EMV formats

To use this verb to translate an RSA key into an EMV format, specify one of the following **rule_array** keywords for the EMV format to apply to the target key:

EMVCRT

specifies the translation of an RSA CRT private-key to an EMV CRT format and wrapped using TDES-ECB

EMVDDA

specifies the translation of an RSA CRT private-key to an EMV DDA format and wrapped using TDES-CBC

EMVDDAE

specifies the translation of an RSA CRT private-key to an EMV DDA format and wrapped using TDES-ECB.

Notes:

1. This verb supports PCI-HSM 2016 compliant-tagged key tokens.
2. The PKA source key-token must have a private key section of X'08', and the bit length of the modulus must be 512 - 2040.

Format

The format of CSNDPKT.

```
CSNDPKT(
    return_code,
    reason_code,
    exit_data_length,
    exit_data,
    rule_array_count,
    rule_array,
    source_key_identifier_length,
    source_key_identifier,
    source_transport_key_identifier_length,
    source_transport_key_identifier,
    target_transport_key_identifier_length,
    target_transport_key_identifier,
    target_key_token_length,
    target_key_token)
```

Parameters

The parameters for CSNDPKT.

For the definitions of the *return_code*, *reason_code*, *exit_data_length*, and *exit_data* parameters, see [“Parameters common to all verbs” on page 18](#).

rule_array_count

Direction: Input

Type: Integer

A pointer to an integer variable containing the number of elements in the **rule_array** variable. This value must be 1.

rule_array

Direction: Input

Type: String array

The process rule for the verb. The keyword must be in eight bytes of contiguous storage, left-aligned, and padded on the right with blanks. The **rule_array** keywords are described in [Table 262 on page 934](#).

<i>Table 262. Keywords for PKA Key Translate control information</i>	
Keyword	Description
Output format (One, required)	
COMP-CHK	Check if the source_key_identifier can have the compliant tag.
COMP-TAG	Convert the source_key_identifier into a compliant-tagged token. When the input key type is not RSAAESC2 or RSAAESM2, the following rules apply: <ul style="list-style-type: none"> • When key-usage KM-ONLY is enabled, the token will be converted to a compliant-tagged RSAAESC2 or RSAAESM2 with key-usage U-KEYENC enabled. • When key-usage SIG-ONLY is enabled, the token will be converted to a compliant-tagged RSAAESC2 or RSAAESM2 with key-usage U-DIGSIG enabled. • For all other key-usages, use INTUSCHG to set the desired usage prior to using COMP-TAG.
EXTDWAKW	Specifies that the source key is an external DES wrapped token to be converted to an AESKW wrapped token.
INTDWAKW	Specifies that the source key is an internal DES wrapped token to be converted to an AESKW wrapped token.
INTUSCHG	Change the usage attributes of the key. Requires keyword group PKA Key Usage Control. Not valid if the input key is compliant-tagged.
EMVDDA	This keyword indicates translating an external RSA CRT key into EMV DDA format and wrapping with TDES-CBC. The XLATE bit (bit 22) must be set in the target_transport_key control vector.
EMVDDAE	This keyword indicates translating an external RSA CRT key into EMV DDAE format and wrapping with TDES-ECB. The XLATE bit (bit 22) must be set in the target_transport_key control vector.
EMVCRT	This keyword indicates translating an external RSA CRT key into EMV CRT format and wrapping with TDES-ECB. The XLATE bit (bit 22) must be set in the target_transport_key control vector.
SCCOMCRT	This keyword indicates translating the key into the smart card Chinese Remainder Theorem format.
SCCOMME	This keyword indicates translating the key into the smart card Modulus-Exponent format.
SCVISA	This keyword indicates translating the key into the smart card Visa proprietary format.
ECC-AES1	Export an ECC key wrapped by an AES key encrypting key. The AES key must be an EXPORTER with WR-ECC enabled in Key-usage field 3, high-order byte (bit 4). See also “AESKW key format for external keys” on page 1154 .
EMV DDA encrypted key part data format (One, optional). Only valid with output format keyword EMVDDA or EMVDDAE.	
EMV1	Original EMV DDA output format. This is the default.

<i>Table 262. Keywords for PKA Key Translate control information (continued)</i>	
Keyword	Description
EMVLENBT	Modified EMV DDA output format, which includes a length byte that becomes part of the encrypted key part section. The length byte, which replaces a post-padding byte of X'00' that EMV1 uses, is prefixed to the clear key part. This length is valued to the number clear key-part bytes and does not include any pad bytes.
Format restriction (One, optional). As of release 6.0 or later, only valid with token type keyword EXTDWAKW or INTDWAKW.	
FR-NONE	Specifies to not restrict the private key to be used by a particular digital-signature hash formatting method. The key is usable for any method. This is the default.
FR-I9796	Specifies to render the private key usable only with the digital-signature hash formatting method ISO-9796.
FR-X9.31	Specifies to render the private key usable only with the digital-signature hash formatting method X9.31.
FR-ZPAD	Specifies to render the private key usable only with the digital-signature hash formatting method ZERO-PAD.
FR-PK10	Specifies to render the private key usable only with the digital-signature hash formatting method PKCS-1.0.
FR-PK11	Specifies to render the private key usable only with the digital-signature hash formatting method PKCS-1.1.
FR-PSS	Specifies to render the private key usable only with the digital-signature hash formatting method PKCS-PSS.
PKA key usage control Only valid with INTUSCHG. The keywords specified reflect the only usage attributes that will be enabled in the output key token. All other usage attributes will be disabled.	
U-DIGSIG	Digital Signature usage is allowed. When input key type is RSAAESC2 or RSAAESM2, requires that the U-DIGSIG flag is enabled in the input key token. When input key type is not RSAAESC2 or RSAAESM2, requires that the KEY-MGMT or SIG-ONLY flag is enabled in the input key token.
U-NONRPD	Non-Repudiation usage is allowed. When input key type is RSAAESC2 or RSAAESM2, requires that the U-NONRPD flag is enabled in the input key token. When input key type is not RSAAESC2 or RSAAESM2, requires that the KEY-MGMT or SIG-ONLY flag is enabled in the input key token.
U-KCRTSN	keyCertSign usage is allowed. When input key type is RSAAESC2 or RSAAESM2, requires that the U-KCRTSN flag is enabled in the input key token. When input key type is not RSAAESC2 or RSAAESM2, requires that the KEY-MGMT or SIG-ONLY flag is enabled in the input key token.

<i>Table 262. Keywords for PKA Key Translate control information (continued)</i>	
Keyword	Description
U-CRLSN	<p>Certificate Revocation List Sign usage is allowed.</p> <p>When input key type is RSAAESC2 or RSAAESM2, requires that the U-CRLSN flag is enabled in the input key token.</p> <p>When input key type is not RSAAESC2 or RSAAESM2, requires that the KEY-MGMT or SIG -ONLY flag is enabled in the input key token.</p>
U-KEYENC	<p>Key Encipherment usage is allowed.</p> <p>When input key type is RSAAESC2 or RSAAESM2, requires that the U- KEYENC flag is enabled in the input key token.</p> <p>When input key type is not RSAAESC2 or RSAAESM2, requires that the KEY-MGMT or KM -ONLY flag is enabled in the input key token.</p>
U-DATENC	<p>Data Encipherment usage is allowed. ></p> <p>When input key type is RSAAESC2 or RSAAESM2, requires that the U- DATENC flag is enabled in the input key token.</p> <p>When input key type is not RSAAESC2 or RSAAESM2, requires that the KEY-MGMT or KM-ONLY flag is enabled in the input key token.</p>
U-KEYAGR	<p>Key agreement usage is allowed.</p> <p>When input key type is RSAAESC2 or RSAAESM2, requires that the U- KEYAGR flag is enabled in the input key token.</p> <p>When input key type is not RSAAESC2 or RSAAESM2, requires that the KEY-MGMT or KM -ONLY flag is enabled in the input key token.</p>
Key agreement control (One, Optional). Only valid with U-KEYAGR.	
U-ENCONL	<p>Only encipher operations are allowed during key agreement key establishment protocols.</p> <p>When input key type is RSAAESC2 or RSAAESM2, the U-DECONL must not be enabled in the input key token.</p>
U-DECONL	<p>Only decipher operations are allowed during key agreement key establishment protocols.</p> <p>When input key type is RSAAESC2 or RSAAESM2, the U-ENCONL must not be enabled in the input key token.</p>

source_key_identifier_length

Direction: Input

Type: Integer

The length of the **source_key_identifier** parameter. The maximum size is 3500 bytes.

source_key_identifier

Direction: Input

Type: String

This field contains either a key label identifying an RSA private key, or an external public-private key token. The private key must be wrapped with a key encrypting key.

source_transport_key_identifier_length**Direction:** Input**Type:** Integer

Length in bytes of the **source_transport_key_identifier** parameter. This value must be 64.

source_transport_key**Direction:** Input/Output**Type:** String

This field contains an internal token or label of a DES key-encrypting key. This key is used to unwrap the input RSA key token specified with parameter **source_key**. See [“Usage notes” on page 939](#) for details on the type of transport key that can be used.

target_transport_key_length**Direction:** Input**Type:** Integer

Length in bytes of the **target_transport_key** parameter. This value must be 64.

target_transport_key**Direction:** Input/Output**Type:** String

This field contains an internal token or label of a DES key-encrypting key. This key is used to wrap the output RSA key returned with the **target_key_token** parameter. See [“Usage notes” on page 939](#) for details on the type of transport key that can be used.

target_key_token_length**Direction:** Input**Type:** Integer

Length in bytes of the **target_key_token** parameter. On output, the value in this variable is updated to contain the actual length of the **target_key_token** produced by the verb. The maximum length is 3500 bytes.

target_key_token**Direction:** Output**Type:** String

This field contains the RSA key in the smartcard format specified in the **rule_array** parameter, and is protected by the key-encrypting key specified in the **target_transport_key** parameter. This is not a CCA token, and cannot be stored in the key storage.

Restrictions

The restrictions for CSNDPKT.

CCA RSA Modulus-Exponent tokens will not be translated to the SCCOMCRT format. CCA RSA Chinese Remainder Theorem tokens will not be translated to the SCCOMME format. SCVISA supports only Modulus-Exponent (ME) keys.

Note: As of CCA 5.4 and CCA 6.2, this verb supports three-key TDES keys. As a key management service this includes three-key TDES key encrypting keys (KEKs).

Required commands

The required commands for CSNDPKT.

This verb requires the following commands to be enabled in the active role based on the keyword:

Rule-array keyword	Offset	Command
EMVCRT	X'033A'	PKA Key Translate - from CCA RSA CRT to EMV CRT format
EMVDDA	X'0338'	PKA Key Translate - from CCA RSA CRT to EMV DDA format
EMVDDAE	X'0339'	PKA Key Translate - from CCA RSA CRT to EMV DDAE format
EXTDWAKW	X'00FF'	PKA Key Translate - Translate external key token
INTDWAKW	X'00FE'	PKA Key Translate - Translate internal key token
SCVISA	X'0318'	PKA Key Translate - from CCA RSA to SC Visa Format
SCCOMME	X'0319'	PKA Key Translate - from CCA RSA to SC ME Format
SCCOMCRT	X'031A'	PKA Key Translate - from CCA RSA to SC CRT Format
ECC-AES1	X'00EF'	Allow ECC Private Key Export

These commands must also be enabled to allow the key type combinations shown in this table:

Source transport key type	Target transport key type	Offset	Command
EXPORTER	EXPORTER	X'031B'	PKA Key Translate - from source EXP KEK to target EXP KEK
IMPORTER	EXPORTER	X'031C'	PKA Key Translate - from source IMP KEK to target EXP KEK
IMPORTER	IMPORTER	X'031D'	PKA Key Translate - from source IMP KEK to target IMP KEK
EXPORTER	IMPORTER	N/A	This key type combination is not allowed.

The following access control points control the use of weak transport keys:

- To disable the wrapping of a key with a weaker transport key, the **Prohibit weak wrapping - Transport keys** command (offset X'0328') must be enabled in the active role.
- To receive an informational message when wrapping a key with a weaker key-encrypting key, enable the **Warn when weak wrap - Transport keys** command (offset X'032C') in the active role. The **Prohibit weak wrapping - Transport keys** command overrides this command.

The following access control points control the use of weak master keys:

- To disable the wrapping of a key with a weaker master key, the **Prohibit weak wrapping - Master keys** command (offset X'0333') must be enabled in the active role.
- To receive a warning when wrapping a key with a weaker master key, enable the **Warn when weak wrap - Master keys** command (offset X'0332') in the active role. The **Prohibit weak wrapping - Master keys** command overrides this command.

In releases before Release 5.4 and Release 6.2, triple-length TDES keys are not supported, thus limiting an outbound TDES key to double length. Beginning with Release 5.4 and Release 6.2, Triple-length TDES keys are supported, and an outbound TDES key can be double-length or triple-length. This makes it possible for data that is encrypted using a triple-length key to be translated to data encrypted using a

weaker double-length key. Such a translation reduces the security of the data and causes a security exposure, and CCA normally restricts such a translation from occurring. To override this restriction, the **Translate from DES Key to Weaker DES Key** command (offset X'01C3') must be enabled in the active role.

Note: This command affects multiple verbs. See [Chapter 26, “Access control points and verbs,”](#) on page 1259.

Usage notes

The usage notes for CSNDPKT.

None.

JNI version

This verb has a Java Native Interface (JNI) version, which is named CSNDPKTJ.

See [“Building Java applications using the CCA JNI”](#) on page 23.

Format

```
public native void CSNDPKTJ (
    hikmNativeNumber return_code,
    hikmNativeNumber reason_code,
    hikmNativeNumber exit_data_length,
    byte[] exit_data,
    hikmNativeNumber rule_array_count,
    byte[] rule_array,
    hikmNativeNumber source_key_identifier_length,
    byte[] source_key_identifier,
    hikmNativeNumber source_transport_key_identifier_length,
    byte[] source_transport_key_identifier,
    hikmNativeNumber target_transport_key_identifier_length,
    byte[] target_transport_key_identifier,
    hikmNativeNumber target_key_token_length,
    byte[] target_key_token);
```

PKA Public Key Extract (CSNDPKX)

Use the PKA Public Key Extract verb to extract a PKA public key token from a supplied PKA internal or external private key token.

This verb performs no cryptographic verification of the PKA private token. You can verify the private token by using it in a verb such as Digital Signature Generate.

Format

The format of CSNDPKX.

```
CSNDPKX(
    return_code,
    reason_code,
    exit_data_length,
    exit_data,
    rule_array_count,
    rule_array,
    source_key_identifier_length,
    source_key_identifier,
    target_public_key_identifier_length,
    target_public_key_identifier)
```

Parameters

The parameters for CSNDPKX.

For the definitions of the *return_code*, *reason_code*, *exit_data_length*, and *exit_data* parameters, see “Parameters common to all verbs” on page 18.

rule_array_count

Direction: Input
Type: Integer

A pointer to an integer variable containing the number of elements in the *rule_array* variable. This value must be 0.

rule_array

Direction: Input
Type: String array

This parameter is ignored.

source_key_identifier_length

Direction: Input
Type: Integer

The length of the *source_key_identifier* parameter. The maximum size is 6500 bytes. When the *source_key_identifier* parameter is a key label, this field specifies the length of the label.

source_key_identifier

Direction: Input/Output
Type: String

The internal or external token of a PKA private key or the label of a PKA private key. This can be the input or output from the PKA Key Import or PKA Key Generate verbs. This verb supports:

- RSA private key token formats supported on the CEX*C. If the *source_key_identifier* specifies a label for a private key that has been retained within a CEX*C, this verb extracts only the public key section of the token.
- ECC private key token formats.
- CRYSTALS-Dilithium private key token formats.

target_public_key_identifier_length

Direction: Input/Output
Type: Integer

The length of the *target_public_key_identifier* parameter. The maximum size is 6500 bytes. On output, this field will be updated with the actual byte length of the *target_public_key_token*.

target_public_key_identifier

Direction: Output
Type: String

This field contains the token of the extracted PKA public key.

Restrictions

The restrictions for CSNDPKX.

None.

Required commands

The required commands for CSNDPKX.

None.

Usage notes

The usage notes for CSNDPKX.

This verb extracts the public key from the internal or external form of a private key. However, it does not check the cryptographic validity of the private token.

JNI version

This verb has a Java Native Interface (JNI) version, which is named CSNDPKXJ.

See [“Building Java applications using the CCA JNI”](#) on page 23.

Format

```
public native void CSNDPKXJ(
    hikmNativeNumber return_code,
    hikmNativeNumber reason_code,
    hikmNativeNumber exit_data_length,
    byte[] exit_data,
    hikmNativeNumber rule_array_count,
    byte[] rule_array,
    hikmNativeNumber source_key_identifier_length,
    byte[] source_key_identifier,
    hikmNativeNumber target_public_key_identifier_length,
    byte[] target_public_key_identifier);
```

Trusted Block Create (CSNDTBC)

The verb creates an external trusted block under dual control. A trusted block is an extension of CCA PKA key tokens using new section identifiers.

Trusted blocks are an integral part of a remote key-loading process. They contain various items, some of which are optional, and some of which can be present in different forms. Tokens are composed of concatenated sections. For a detailed description of a trusted block, including its format and field values, see [“Trusted blocks”](#) on page 1170.

Creating an external trusted block: Create an active external trusted block in two steps:

1. Create an inactive external trusted block using the `INACTIVE rule_array` keyword. This step requires the **Trusted Block Create - Create Block in inactive form** command (offset X'030F') to be enabled in the active role.
2. Complete the creation process by activating (promoting) an inactive external trusted block using the `ACTIVE rule_array` keyword. This step requires the **Trusted Block Create - Activate an inactive block** command (offset X'0310') to be enabled in the active role. Changing an external trusted block from inactive to active effectively approves the trusted block for further use.

Note: Authorize each command in a different role to enforce a dual-control policy.

The creation of an external trusted block typically takes place in a highly secure environment. Use [“PKA Key Import \(CSNDPKI\)”](#) on page 908 to import an active external trusted block into the desired node. The imported internal trusted block can then be used as input to [“Remote Key Export \(CSNDRKX\)”](#) on page 392 in order to generate or export DES keys.

Creating an inactive external trusted block: To create an inactive external trusted block, use a *rule_array_count* of 1 and a *rule_array* keyword of INACTIVE. Identify the input trusted block using the *input_block_identifier* parameter, and set the *input_block_identifier_length* variable to the length of the key label or the key token of the input block. The input block can be any one of these forms:

- An uninitialized trusted block. The trusted block is complete except that it does not have MAC protection.
- An inactive trusted block. The trusted block is external, and it is in inactive form. MAC protection is present due to recycling of an existing inactive trusted block.
- An active trusted block. The trusted block is internal or external, and it is in active form. MAC protection is present due to recycling of an existing active trusted block.

Note: The MAC key is replaced with a new MAC key, and any RKX key-token created with the input trusted block cannot be used with the output trusted block.

This verb randomly generates a confounder and triple-length MAC key, and uses a variant of the MAC key to calculate an ISO 16609 CBC mode TDES MAC of the trusted block contents. To protect the MAC key, the verb encrypts the confounder and MAC key using a variant of an IMP-PKA key. The calculated MAC and the encrypted confounder and MAC key are embedded in the output trusted block. Use the *transport_key_identifier* parameter to identify the key token that contains the IMP-PKA key.

On input, set the *trusted_block_identifier_length* variable to the length of the key label or at least the size of the output trusted block. The output trusted block is returned in the key-token identified by the *trusted_block_identifier* parameter, and the verb updates the *trusted_block_identifier_length* variable to the size of the key token if a key label is not specified.

Creating an active external trusted block: To create an active external trusted block, use a *rule_array_count* of 1 and a *rule_array* keyword of ACTIVE. Identify the input trusted block using the *input_block_identifier* parameter, and set the *input_block_identifier_length* variable to the length of the key label or the key token of the input block. The input block must be an inactive external trusted block that was created using the INACTIVE *rule_array* keyword.

Use the *transport_key_identifier* parameter to identify the key token that contains the IMP-PKA key.

On input, set the *trusted_block_identifier_length* variable to the length of the key label or at least the size of the output trusted block. The verb returns an error if the input trusted block is not valid. Otherwise, it changes the flag in the trusted block information section from the inactive state to the active state, recalculates the MAC, and embeds the updated MAC value in the output trusted block.

The output trusted block is returned in the key-token identified by the *trusted_block_identifier* parameter, and the verb updates the *trusted_block_identifier_length* variable to the size of the key token if a key label is not specified.

Format

The format of CSNDTBC.

```
CSNDTBC(
    return_code,
    reason_code,
    exit_data_length,
    exit_data,
    rule_array_count,
    rule_array,
    input_block_identifier_length,
    input_block_identifier,
    transport_key_identifier,
    trusted_block_identifier_length,
    trusted_block_identifier)
```

Parameters

The parameters for CSNDTBC.

For the definitions of the *return_code*, *reason_code*, *exit_data_length*, and *exit_data* parameters, see “Parameters common to all verbs” on page 18.

rule_array_count

Direction: Input

Type: Integer

A pointer to an integer variable containing the number of elements in the *rule_array* variable. This value must be 1.

rule_array

Direction: Input

Type: String array

A pointer to a string variable containing an array of keywords. The keywords are eight bytes in length and must be left-aligned and padded on the right with space characters. The *rule_array* keywords are described in [Table 263 on page 943](#).

<i>Table 263. Keywords for Trusted Block Create control information</i>	
Keyword	Description
Operation (One required)	
INACTIVE	Create an external trusted block, based on the <i>input_block_identifier</i> variable, and set the active flag to B'0'. This makes the trusted block unusable in any other CCA services.
ACTIVE	Create an external trusted block, based on the token identified by the <i>input_block_identifier</i> parameter, and change the active flag from B'0' to B'1'. This makes the trusted block usable in other CCA services

input_block_identifier_length

Direction: Input

Type: Integer

A pointer to an integer variable containing the number of bytes in the *input_block_identifier* variable. The maximum length is 3500 bytes.

input_block_identifier

Direction: Input

Type: String

A pointer to a string variable containing a trusted block key-token or the key label of a trusted block key-token that has been built according to the format specified in “Trusted blocks” on page 1170. The trusted block key-token will be updated by the verb and returned in the *trusted_block_identifier* variable.

When the operation is INACTIVE, the trusted block can have MAC protection (for example, due to recycling of an existing trusted block), but typically it does not.

transport_key_identifier

Direction: Input

Trusted Block Create (CSNDTBC)

Type: String

A pointer to a string variable containing an operational CCA DES key-token or the key label of an operational CCA DES key-token record. The key token must be of type IMP-PKA.

An IMP-PKA key type is an IMPORTER key-encrypting key with only its IMPORT key-usage bit (bit 21) on; its other key-usage bits (IMEX, OPIM, IMIM, and XLATE) must be off.

Note: An IMP-PKA control vector can be built using “[Control Vector Generate \(CSNBCVG\)](#)” on page 201 with a key type of IMPORTER and a *rule_array* keyword of IMPORT.

trusted_block_identifier_length

Direction: Input/Output

Type: Integer

A pointer to an integer variable containing the number of bytes of data in the *trusted_block_identifier* variable. The maximum length is 3500 bytes. The output trusted block token can be up to seven bytes longer than the input trusted block token due to padding.

trusted_block_identifier

Direction: Output

Type: String

A pointer to a string variable containing a trusted block token or a label of a trusted block token returned by the verb.

Restrictions

The restrictions for CSNDTBC.

- AES keys are not supported by this verb.
- As of CCA 5.4 and CCA 6.2, this verb supports three-key TDES keys. As a key management service this includes triple-length TDES key encrypting keys (KEKs). For a list of supported triple-length TDES key types beginning with Release 5.4 and Release 6.2, see [Table 10 on page 67](#).

Required commands

The required commands for CSNDTBC.

The verb requires the following commands to be enabled in the active role based on the keyword specified for the operation rule:

<i>rule_array</i> keyword	Offset	Command
INACTIVE	X'030F'	Trusted Block Create - Create Block in inactive form
ACTIVE	X'0310'	Trusted Block Create - Activate an inactive block

To prevent a weaker transport key (key-encrypting key) from being used to encipher a triple-length MAC key into an external trusted block, enable the **TBC - Disallow triple-length MAC key** command (offset X'032E') to be enabled in the active role.

Usage notes

The usage notes for CSNDRKX.

None.

JNI version

This verb has a Java Native Interface (JNI) version, which is named CSNDTBCJ.

See [“Building Java applications using the CCA JNI”](#) on page 23.

Format

```
public native void CSNDTBCJ(
    hikmNativeNumber return_code,
    hikmNativeNumber reason_code,
    hikmNativeNumber exit_data_length,
    byte[] exit_data,
    hikmNativeNumber rule_array_count,
    byte[] rule_array,
    hikmNativeNumber input_block_identifier_length,
    byte[] input_block_identifier,
    byte[] transport_key_identifier,
    hikmNativeNumber trusted_block_identifier_length,
    byte[] trusted_block_identifier);
```

Public Infrastructure Certificate (CSNDPIC)

Use the Public Infrastructure Certificate verb to create a self-signed PKCS #10 certificate signing request (CSR) based on an existing RSA or ECC pair of private key and public key. The self-signed PKCS #10 request for the input public key is signed by the input private key.

For a PKCS #10 CSR, the input private key can either be an internal RSA or ECC token, or the label of the private key, or it can be the label of an RSA retained key token. In addition to the input private key, the user must specify extra input parameters that specify the following:

- The subject's distinguished name.
- The key usage and constraints indicators.
- The signature algorithm and hashing-method.
- The certificate extensions.
- The output format of the CSR.

Note: This verb supports PCI-HSM 2016 compliant-tagged key tokens.

Format

The format of CSNDPIC.

```
CSNDPIC(
    return_code,
    reason_code,
    exit_data_length,
    exit_data,
    rule_array_count,
    rule_array,
    subject_private_key_identifier_length,
    subject_private_key_identifier,
    subject_name_length,
    subject_name,
    extensions_length,
    extensions),
    reserved1_length,
    reserved1),
    reserved2_length,
    reserved2),
    reserved3_length,
    reserved3),
    reserved4),
    reserved5),
    reserved6_length,
    reserved6),
    certificate_length,
    certificate)
```

Parameters

The parameters for CSNDPIC.

For the definitions of the *return_code*, *reason_code*, *exit_data_length*, and *exit_data* parameters, see “Parameters common to all verbs” on page 18.

rule_array_count

Direction: Input

Type: Integer

A pointer to an integer variable containing the number of elements in the *rule_array* variable. This value must be in the range of 6 -14.

rule_array

Direction: Input

Type: String array

Keywords that provide control information to the verb. Each keyword is left-aligned in 8-byte fields, and padded on the right with blanks. All keywords must be in contiguous storage.

The *rule_array* keywords are described in Table 264 on page 946.

Table 264. Keywords for Public Infrastructure Certificate control information	
Keyword	Description
Requested action (One required).	
PK10SNRQ	Specifies to create a PKCS #10 CSR request from the input private key (which always includes a public key section).
Issuer modifier One required. Specifies how the issuer and issuer's distinguished name will be determined).	
SELSIGN	Specifies that the CSR is for a self-signed certificate. The issuer's distinguished name is the value that is passed in the <i>subject_name</i> parameter.

<i>Table 264. Keywords for Public Infrastructure Certificate control information (continued)</i>																																																	
Keyword	Description																																																
<i>Input subject name format indicator</i> (One required. Specifies the format of the input subject_name parameter).																																																	
SDNDER	Specifies that the input subject name is ASN.1 DER encoded.																																																
SDNCLEAR	<p>Specifies that the input subject name is specified as a series of X.509 attribute-value pairs that are separated by commas.</p> <p>For example: cn=Thomas Watson,o=Endicott,c=US</p> <table border="1"> <thead> <tr> <th>Identifier</th> <th>Meaning</th> </tr> </thead> <tbody> <tr> <td>C</td> <td>countryName</td> </tr> <tr> <td>O</td> <td>organizationName</td> </tr> <tr> <td>OU</td> <td>organizationalUnitName</td> </tr> <tr> <td>CN</td> <td>commonName</td> </tr> <tr> <td>SN</td> <td>surname</td> </tr> <tr> <td>L</td> <td>localityName</td> </tr> <tr> <td>ST</td> <td>stateOrProvinceName</td> </tr> <tr> <td>SP</td> <td>stateOrProvinceName</td> </tr> <tr> <td>S</td> <td>stateOrProvinceName</td> </tr> <tr> <td>T</td> <td>title</td> </tr> <tr> <td>PC</td> <td>postalCode</td> </tr> <tr> <td>EMAIL</td> <td>emailAddress</td> </tr> <tr> <td>E</td> <td>emailAddress</td> </tr> <tr> <td>EMAILADDRESS</td> <td>emailAddress</td> </tr> <tr> <td>STREET</td> <td>streetAddress</td> </tr> <tr> <td>DC</td> <td>domainComponent</td> </tr> <tr> <td>MAIL</td> <td>mail</td> </tr> <tr> <td>NAME</td> <td>name</td> </tr> <tr> <td>GIVENNAME</td> <td>givenName</td> </tr> <tr> <td>INITIALS</td> <td>initials</td> </tr> <tr> <td>GENERATIONQUALIFIER</td> <td>generationQualifier</td> </tr> <tr> <td>DNQUALIFIER</td> <td>dnQualifier</td> </tr> <tr> <td>SERIALNUMBER</td> <td>serialNumber</td> </tr> </tbody> </table> <p>To specify a comma within an attribute value, escape the comma with the back slash character (\). For example, an organization name of IBM, Poughkeepsie would be specified as:</p> <pre>OU=IBM\,Poughkeepsie</pre>	Identifier	Meaning	C	countryName	O	organizationName	OU	organizationalUnitName	CN	commonName	SN	surname	L	localityName	ST	stateOrProvinceName	SP	stateOrProvinceName	S	stateOrProvinceName	T	title	PC	postalCode	EMAIL	emailAddress	E	emailAddress	EMAILADDRESS	emailAddress	STREET	streetAddress	DC	domainComponent	MAIL	mail	NAME	name	GIVENNAME	givenName	INITIALS	initials	GENERATIONQUALIFIER	generationQualifier	DNQUALIFIER	dnQualifier	SERIALNUMBER	serialNumber
Identifier	Meaning																																																
C	countryName																																																
O	organizationName																																																
OU	organizationalUnitName																																																
CN	commonName																																																
SN	surname																																																
L	localityName																																																
ST	stateOrProvinceName																																																
SP	stateOrProvinceName																																																
S	stateOrProvinceName																																																
T	title																																																
PC	postalCode																																																
EMAIL	emailAddress																																																
E	emailAddress																																																
EMAILADDRESS	emailAddress																																																
STREET	streetAddress																																																
DC	domainComponent																																																
MAIL	mail																																																
NAME	name																																																
GIVENNAME	givenName																																																
INITIALS	initials																																																
GENERATIONQUALIFIER	generationQualifier																																																
DNQUALIFIER	dnQualifier																																																
SERIALNUMBER	serialNumber																																																
<i>Output format indicator</i> (One required. Specifies the format of the data returned in the certificate parameter).																																																	
DER-FMT	Specifies that the output in the certificate parameter object are DER encoded according to the X.509 standard.																																																

<i>Table 264. Keywords for Public Infrastructure Certificate control information (continued)</i>	
Keyword	Description
PEM-FMT	Specifies that the output in the certificate parameter are encoded using Base64 encoding according to RFC 7468. The encoded stream will consist of ASCII printable characters with one line feed (X'25') inserted after each group of 64 encoded characters and one line feed at the end of the encoded stream.
<p>Key usage and constraint indicators. Specifies key usage indicators that are encoded as allowed in the Key Usage extension in the data that is returned in the output certificate parameter.</p> <p>One to seven of these rules are required if the extensions parameter does not specify any allowed usages for Key Usage or Extended Key Usage. None of these rules are allowed if the extensions parameter is specified and does specify usages for Key Usage or Extended Key Usage. Also, U-DECONL and U-ENCONL requires U-KEYAGR to be specified. U-DECONL cannot be combined with U-ENCONL.</p>	
U-DIGSIG	Specifies that digitalSignature is allowed.
U-NONRPD	Specifies that nonRepudiation is allowed.
U-DATENC	Specifies that dataEncipherment is allowed.
U-KEYENC	Specifies that keyEncipherment is allowed.
U-KEYAGR	Specifies that keyAgreement is allowed.
U-KCRTSN	Specifies that keyCertSign is allowed.
U-CRLSN	Specifies that cRLSign is allowed.
U-ENCONL	Specifies that encipherOnly is allowed.
U-DECONL	Specifies that decipherOnly is allowed.
<p>Signature algorithm specification (One required. Specifies the signature algorithm is to be used in creating the data returned in the certificate parameter. A hash method rule must also be specified.</p>	
RSA	Specifies to use the RSA signature algorithm. The hash method that is used must be SHA-1, SHA-224, SHA-256, SHA-384, or SHA-512.
ECDSA	Specifies to use the ECDSA signature algorithm. The hash method that is used must be SHA-224, SHA-256, SHA-384, or SHA-512.
<p>Hash-method specification (One required. Specifies the hashing method that is to be used in conjunction with the required signature algorithm in creating the data return in the certificate parameter.</p>	
SHA-1	The hash method to be used is SHA-1. Not allowed with the ECDSA signature algorithm.
SHA-224	The hash method to be used is SHA-224.
SHA-256	The hash method to be used is SHA-256.
SHA-384	The hash method to be used is SHA-384.
SHA-512	The hash method to be used is SHA-512.

subject_private_key_identifier_length

Direction: Input

Type: Integer

The length of the **subject_private_key_identifier** parameter in bytes. The maximum value is 3500.

subject_private_key_identifier

Direction: Input
Type: String

Contains an internal token or label of a private RSA or ECC key or the label of an RSA retained key token. The key must be able to generate digital signatures. In addition, the key usage attributes must not conflict with the key usage keywords.

subject_name_length

Direction: Input
Type: Integer

The length of the **subject_name** parameter in bytes. The maximum value is 400.

subject_name

Direction: Input
Type: String

The subject distinguished name (SDN) that is used for creating the output in the **certificate** parameter. When the SELFSIGN rule is specified, the value of *subject_name* is also used for the issuer distinguished name (IDN) in the output certificate parameter.

extensions_length

Direction: Input
Type: Integer

The length of the **extensions** parameter in bytes. The maximum value is 1000.

extensions

Direction: Input
Type: String

Specifies a DER encoded set of x.509 extensions. If any of the extensions specify key usage or extended key usage indicators, then no key usage or constrain indicator rules can be specified.

reserved1_length

Direction: Input
Type: Integer

This parameter must be zero.

reserved1

Direction: Input
Type: String

This field is not used.

reserved2_length

Direction: Input
Type: Integer

This parameter must be zero.

reserved2

Direction: Input
Type: String

This field is not used.

reserved3_length

Direction: Input
Type: Integer

This parameter must be zero.

reserved3

Direction: Input
Type: String

This field is not used.

reserved4

Direction: Input
Type: Integer

This parameter must be zero.

reserved5

Direction: Input
Type: Integer

This parameter must be zero.

reserved6_length

Direction: Input
Type: Integer

This parameter must be zero.

reserved6

Direction: Input
Type: String

This field is not used.

certificate_length

Direction: Input/Output
Type: Integer

On input, the length in bytes of the buffer for the **certificate** parameter. The maximum value is 3500.

On output, the length in bytes of the data returned in the **certificate** parameter.

certificate**Direction:** Input/Output**Type:** String

On input, specifies the buffer to be used for the output certificate. On output, contains the data that is requested by the **Requested Action** rule.

Restrictions

The restrictions for CSNDPIC.

None.

Required commands

The required commands for CSNDPIC.

This verb requires the following commands to be enabled in the active role:

Rule-array keyword	Offset	Command	Function control
n/a	X'0070'	Public Infrastructure Certificate	Allows the service to be used.
PK10SNRQ	X'007C'	Public Infrastructure Certificate - PK10SNRQ	Allows the PK10SNRQ keyword to be used with the service.

Usage notes

The usage notes for CSNDPIC.

None.

JNI version

This verb has a Java Native Interface (JNI) version, which is named CSNDPICJ.

See [“Building Java applications using the CCA JNI”](#) on page 23.

Format

```
public native void CSNDPICJ(
    hikmNativeNumber return_code,
    hikmNativeNumber reason_code,
    hikmNativeNumber exit_data_length,
    byte[] exit_data,
    hikmNativeNumber rule_array_count,
    byte[] rule_array,
    hikmNativeNumber subject_private_key_identifier_length,
    byte[] subject_private_key_identifier,
    hikmNativeNumber subject_name_length,
    byte[] subject_name,
    hikmNativeNumber extensions_length,
    byte[] extensions,
    hikmNativeNumber reserved1_length,
    byte[] reserved1,
    hikmNativeNumber reserved2_length,
    byte[] reserved2,
    hikmNativeNumber reserved3_length,
    byte[] reserved3,
    hikmNativeNumber reserved4,
    hikmNativeNumber reserved5,
    hikmNativeNumber reserved6_length,
    byte[] reserved6,
    hikmNativeNumber certificate_length,
```

```
byte[]  
);  
certificate
```

Public Infrastructure Manage (CSNDPIM)

Use the CSNDPIM verb to manage the public key infrastructure stored inside the adapter.

You can manage a public key infrastructure inside the HSM to enable the use of standard-compliant X.509 certificates with CCA. For such certificates, you use a so-called trust parent, which is the certificate installed from the Trusted Key Entry workstation (TKE). The trust parent is the root of the trust chain of certificates that validate an operational X.509 certificate. The trust parent could be an actual certificate authority (CA) root certificate, or it could be a sub-CA certificate. The security is the same from the perspective of the adapter because the trust parent is installed under dual control security by administrators of the adapter.

Thus, the management of trust parents requires dual-control administrative capabilities through the TKE, while management of operational certificates is similar to existing public key tokens. The CSNDPIMOK interface to the public key infrastructure (PKI) in the HSM allows some limited management and query functions that do not require administrative authentication.

You supply the following information:

- To import a trust parent on the TKE:
 - Supply a X.509 certificate that is DER or PEM encoded (binary DER), 64-byte label to initiate import.
 - Generate a hash of the X.509 certificate, a 64-byte label and a keyword to complete import.
 - A trust parent from a CCA point of view may actually be a sub-CA certificate when considered from the view of an external PKI:
 - The distinction for CCA is that a trust parent:
 - establishes a new line of trust in the HSM, much like a master wrapping key
 - is loaded under dual control: load of a trust root is protected by two access control points, one for each phase of the process.
 - Loading a sub-CA certificate as a trust parent is expected for some workflows:
 - CCA does not implement a full PKI hierarchy internally. So any operational X.509 certificate should have its trust parent, namely the certificate for the issuer, loaded to the HSM.
 - This is reasonable from a security perspective given that a sub-CA loaded as a trust parent has been loaded by two administrators, and so the same level of trust is justified.
 - Note:** As a PKI participant, CCA cannot validate the signature on a sub-CA certificate loaded as a trust parent, since the issuer certificate is not part of the internal PKI.
 - The HSM has no independent access to a network and thus:
 - cannot use NTP to maintain accurate timing for trust parent expiration
 - cannot interrogate external revocation lists.
- To list trust parents (by label) :
 - Supply a keyword.
 - Supply a buffer to hold the information.

Format

The format of CSNDPIM.

```
CSNDPIM(
    return_code,
    reason_code,
    exit_data_length,
    exit_data,
    rule_array_count,
    rule_array,
    certificate_length,
    certificate,
    label_length,
    label,
    hash_length,
    hash,
    input_data_length,
    input_data,
    output_data_length,
    output_data,
    reserved1_length,
    reserved1)
```

Parameters

The parameters for CSNDPIM.

For the definitions of the *return_code*, *reason_code*, *exit_data_length*, and *exit_data* parameters, see [“Parameters common to all verbs” on page 18](#).

rule_array_count

Direction: Input/Output

Type: Integer

A pointer to an integer variable containing the number of elements in the **rule_array** variable. The value must be 1, 2, 3 or 4.

rule_array

Direction: Input

Type: String array

A pointer to a string variable containing an array of keywords. The keywords are 8 bytes in length and must be left-aligned and padded on the right with space characters. The **rule_array** keywords are described in [Table 265 on page 953](#).

Table 265. Keywords for CSNDPIM control information	
Keyword	Description
Requested action	(One, required)

Table 265. Keywords for CSNDPIM control information (continued)

Keyword	Description
RNW-CERT	<p>Specifies to load the input certificate in place of a previously imported certificate. The new certificate must have the same public key, subject name, and subject key identifier as the old certificate to be a valid replacement. This operation is expected for expiration updates or other operations that change certificate parameters without changing the subject public key.</p> <p>Input:</p> <p>label 64-byte label</p> <p>certificate X.509 certificate, binary DER encoded, or in PEM format</p> <p>rule array Hashing method keyword (optional). For available methods (keywords) see section <i>Hashing method</i> later in this table. If not passed, then no hash is returned.</p> <p>Output:</p> <ul style="list-style-type: none"> • A status indication is returned. • If a hashing method had been specified, on success, the hash of the certificate is returned for verification with a tool. The size of the hash is determined by the hashing method.
CHGLABEL	<p>Specifies to change the label for a previously imported certificate. This might be used after RNW-CERT to update the label in some matching updated certificate characteristics. This command does not change any security aspects for the referenced certificate or the certificates that depend on it.</p> <p>Input:</p> <p>label current 64-byte label</p> <p>input_data new 64-byte label</p> <p>As output, a status indication is returned.</p>

Table 265. Keywords for CSNDPIM control information (continued)

Keyword	Description
VAL-CERT	<p>Specifies to validate the input certificate against the public key infrastructure stored in the HSM. This is a method of testing the certificate to see if an operational request with the certificate will succeed.</p> <p>Input:</p> <p>certificate X.509 certificate, binary DER encoded or PEM format</p> <p>Output:</p> <p>status indication Either a success indication is returned or an informational error about why the certificate validation failed (for example, <code>issuer not found</code>). The returned status indicates only one error, while there may be more than one issues with a particular certificate.</p> <p>output_data The 64-byte label is returned for the certificate in the adapter that is used to validate the input operational certificate. This returned label may be used as input with the LSTISSUR keyword to obtain the issuer of the validating certificate. It can also be used with GET-CERT to obtain the full certificate for the validating certificate. This allows the user to re-construct the validation certificate chain used for their operational certificate. This is necessary if a user needs to pass a certification chain to a partner.</p> <p>Note: This keyword does not require a signature on a Connectivity Programming Request/Reply Block (CPRB) of type T2 (T2 CPRB).</p>

Table 265. Keywords for CSNDPIM control information (continued)

Keyword	Description
GET-CERT	<p>Given an input 64-byte label for a particular certificate, this keyword returns the full X.509 certificate for that certificate and the HSM-internal state of the certificate. Optionally the HSM-computed hash of the certificate is also returned.</p> <p>Input:</p> <p>label 64-byte label</p> <p>rule array Hashing method keyword (optional). For available methods (keywords) see section Hashing method later in this table. If not passed, then no hash is returned.</p> <p>Output:</p> <p>On success, the following output is returned. On failure, only an error indication is returned.</p> <p>output_data X.509 certificate, binary DER encoded, or in PEM format, matching the input 64-byte label</p> <ul style="list-style-type: none"> • See the SIZEDATA keyword definition for alternate output. • See the Output format indicator section later in this table. <p>hash If a hashing method had been specified, the hash of the certificate referred to by the input label is returned.</p> <p>rule array State of the certificate, specified as a single 8-byte rule-array keyword, to be interpreted as follows:</p> <ol style="list-style-type: none"> 1. The first left-most byte X'BBxxxxxxxxxxxx' is reserved. 2. The second left-most byte X'xxBBxxxxxxxxxxxx' indicates the activity status of a certificate. Valid values are: <ul style="list-style-type: none"> • X'xx30xxxxxxxxxxxx': The certificate is not active. <ul style="list-style-type: none"> – For a root certificate this could mean that the certificate has only been loaded, but not activated. – For any certificates (root or non-root) this could mean the certificate has expired (check other bytes). • X'xx31xxxxxxxxxxxx': The certificate is active. <ul style="list-style-type: none"> – An active installed certificate is used by the HSM to validate other certificates. 3. The third left-most byte X'xxxxBBxxxxxxxxxxxx' indicates the expiration status of a certificate. Valid values are: <ul style="list-style-type: none"> • X'xxxx30xxxxxxxxxxxx': The certificate is not expired. • X'xxxx31xxxxxxxxxxxx': The certificate is expired. 4. The fourth left-most byte X'xxxxxxBBxxxxxxxx' is reserved. 5. The fifth left-most byte X'xxxxxxxxBBxxxxxx' indicates the hash method specified when a certificate was loaded. Valid values are: <ul style="list-style-type: none"> • X'xxxxxxxx32xxxxxx': The SHA-256 method was used to load the certificate. • X'xxxxxxxx34xxxxxx': The SHA-384 method was used to load the certificate. • X'xxxxxxxx38xxxxxx': The SHA-512 method was used to load the certificate. <p>Note: This keyword does not require a signature on a Connectivity Programming Request/Reply Block (CPRB) of type T2 (T2 CPRB).</p>

<i>Table 265. Keywords for CSNDPIM control information (continued)</i>	
Keyword	Description
VAL-TR34	Specifies to validate the certificate using the semantics of TR-34 sample certificates - device vendor certificates.
LSTROOTS	<p>Returns a list of 64-byte labels for installed trust parent certificates.</p> <p>There is no input.</p> <p>Output:</p> <p>status indication A status indication is returned.</p> <p>output_data On success, an array of 64 byte labels representing all the loaded root certificates is returned. The returned buffer size indicates the count of certificates (as a multiple of 64).</p> <ul style="list-style-type: none"> • See the SIZEDATA keyword definition for alternate output. <p>Note: This keyword does not require a signature on a Connectivity Programming Request/Reply Block (CPRB) of type T2 (T2 CPRB).</p>
Action modifier (One, optional)	
SIZEDATA	<p>Specifies to return only the size of the data returned by the requested action. Used with VAL-CERT, GET-CERT, and LSTROOTS keywords.</p> <p>The size returned is placed in the output_data_length parameter. It refers to the data that would have been placed in the output_data parameter if the SIZEDATA keyword was not passed.</p>
Certificate validation method (One, required for VAL-CERT)	
RFC-2459	Attempt to validate the certificate using the semantics of RFC-2459.
RFC-3280	Attempt to validate the certificate using the semantics of RFC-3280
RFC-5280	Attempt to validate the certificate using the semantics of RFC-5280
RFC-ANY	Attempt to validate the certificate using first the semantics of RFC-2459, then RFC-3280, and then RFC-5280. If the certificate is not compliant with any RFC, the first error encountered (from RFC-2459 processing) is returned.
Hashing method (One, optional with RNW-CERT and GET-CERT)	
SHA-256	The hash variable (either input or output, depending on the action) is calculated with the SHA-256 hash method. The size of the variable is 32 bytes.
SHA-384	The hash variable (either input or output, depending on the action) is calculated with the SHA-384 hash method. Size of the variable is 48 bytes.
SHA-512	The hash variable (either input or output, depending on the action) is calculated with the SHA-512 hash method. Size of the variable is 64 bytes.
Output format indicator (one, required with GET-CERT and not allowed otherwise) (One, optional with RNW-CERT and GET-CERT)	
DER-FMT	Specifies that the output data object should be DER encoded
PEM-FMT	Specifies that the output data object should be PEM (Base64) encoded.

certificate_length**Direction:** Input

Type: Integer

Pointer to an integer variable containing the number of bytes of data in the certificate variable. The maximum length is 3500.

certificate

Direction: Input

Type: String

A pointer to a string variable containing an X.509 certificate. The data must be DER or PEM encoded.

label_length

Direction: Input

Type: Integer

A pointer to an integer variable containing the number of bytes of data in the label variable. This value must be 64 or 0 if no label processing is expected.

label

Direction: Input

Type: String

A pointer to a string variable containing a label for the input certificate specified with the **certificate** parameter. The label is 64-byte ASCII data buffer, with the following format characteristics:

- If the label is less than 64 characters, it must be left-justified in the 64 character buffer, and it must be padded on the right with spaces.
- The first character must be either alphanumeric, or one member from the following set: @, \$, or #.
- All other characters must be either alphanumeric, a period, or one of the set: @, \$, or #.
- The input string is not null-terminated. It is a fixed length string (64 characters) with no special terminators.

hash_length

Direction: Input/Output

Type: Integer

A pointer to an integer variable containing the number of bytes of data in the hash variable. This value depends on the specified hashing method keyword. It must be 32 for SHA-256, 48 for SHA-384, and 64 for SHA-512.

hash

Direction: Input/Output

Type: String

A pointer to a string variable containing a hash of the referenced X.509 certificate. The hash is either input or output, depending on the requested action keyword. The format of the hash data is raw binary data of the size indicated by the hashing method keyword.

input_data_length

Direction: Input

Type: Integer

A pointer to an integer variable containing the number of bytes of data in the **input_data** variable. The maximum length depends on the usage.

input_data

Direction: Input

Type: String

A pointer to a string variable with contents that depend on the rule array keyword for the requested action:

CHGLABEL

Parameter **input_data** shall contain the new 64-byte label for the internally stored certificate.

all others

Parameter **input_data_length** should be zero and this parameter should be NULL.

output_data_length

Direction: Input/Output

Type: Integer

A pointer to an integer variable containing the number of bytes of data in the **output_data** variable. On input, it must indicate the size of the buffer available. On output, if the size is sufficient, the variable contains the actual length of the data returned by the service. If the SIZEDATA keyword is passed, the size returned refers to the amount of data that is returned if the SIZEDATA keyword is not passed.

output_data

Direction: Output

Type: String

A pointer to a string variable containing the output data from the service, with contents that depends on the rule array keyword for the requested action:

LSTROOTS

Parameter **output_data** contains the array of 64 byte labels returned.

GET-CERT

Parameter **output_data** contains the returned X.509 certificate corresponding to the input label.

VAL-CERT

Parameter **output_data** contains the returned label from the validating certificate for the input certificate.

all others

Parameter **output_data_length** is zero and this parameter is NULL.

reserved1_length

Direction: Input/Output

Type: Integer

A pointer to an integer variable containing the number of bytes of data in the **reserved1** variable. This parameter must be a null pointer or point to a value of 0.

reserved1

Direction: Output

Type: String

A pointer to a string variable reserved for this verb.

Restrictions

The restrictions for CSNDPIM.

- PKCS#7 certificate containers are currently not supported by this service.

However it is possible to install all of the certificates from a PKCS#7 container, given that they are pulled from the container and loaded to the HSM as sub-CA certificates one at a time, in dependency order. The trust anchor for the chain should be loaded first using the platform-appropriate administration tool, as required. This is still done as a 'load-root' from a TKE command perspective, however the adapter PKI will recognize the parent relationship and automatically chain them.

- An end-entity may not be loaded as a sub-CA certificate.
- A key identifier length must be 64 for a key label.
- The following signature algorithms are supported:

Table 266. Supported signature algorithms for public infrastructure management (CSNDPIM)

Signature Algorithm	OID	URL
sha1-with-rsa-signature	1.2.840.113549.1.1.5	http://oid-info.com/get/1.2.840.113549.1.1.5
sha224WithRSAEncryption	1.2.840.113549.1.1.14	http://oid-info.com/get/1.2.840.113549.1.1.14
sha256WithRSAEncryption	1.2.840.113549.1.1.11	http://oid-info.com/get/1.2.840.113549.1.1.11
sha384WithRSAEncryption	1.2.840.113549.1.1.12	http://oid-info.com/get/1.2.840.113549.1.1.12
sha512WithRSAEncryption	1.2.840.113549.1.1.13	http://oid-info.com/get/1.2.840.113549.1.1.13
ecdsa-with-SHA1	1.2.840.10045.4.1	http://oid-info.com/get/1.2.840.10045.4.1
ecdsa-with-SHA224	1.2.840.10045.4.3.1	http://oid-info.com/get/1.2.840.10045.4.3.1
ecdsa-with-SHA256	1.2.840.10045.4.3.2	http://oid-info.com/get/1.2.840.10045.4.3.2
ecdsa-with-SHA384	1.2.840.10045.4.3.3	http://oid-info.com/get/1.2.840.10045.4.3.3
ecdsa-with-SHA512	1.2.840.10045.4.3.4	http://oid-info.com/get/1.2.840.10045.4.3.4

- Concerning the signature algorithm, it is recommended to use a hash method of commensurate security to the curve of the key being wrapped. The [IETF RFC5753 document](#) provides the following information:
 - Implementations that support SignedData with ECDSA:
 - must support ECDSA with SHA-256
 - may support ECDSA with SHA-1, ECDSA with SHA-224, ECDSA with SHA-384, and ECDSA with SHA-512. Other digital signature algorithms may also be supported.
 - When using ECDSA, to promote interoperability it is recommended that
 - the P-192, P-224, and P-256 curves are to be used with SHA-256
 - the P-384 curve is to be used with SHA-384
 - the P-521 curve is to be used with SHA-512.

Required commands

The required commands for CSNDPIM.

This verb requires the following commands to be enabled in the active role:

Rule-array keyword or verb	Offset	Command
Command required for complete verb		
CSNDPIM	0x01B1	Public Infrastructure Management
Command required for requested action		
RNW-CERT	0x01B4	PIM: Renew Certificate
CHGLABEL	0x01B5	PIM: Change Certificate Label

Usage notes

The usage notes for CSNDPIM.

None.

JNI version

This verb has a Java Native Interface (JNI) version, which is named CSNDPIMJ.

See [“Building Java applications using the CCA JNI”](#) on page 23.

Format

```
public native void CSNDPIMJ(
    hikmNativeNumber return_code,
    hikmNativeNumber reason_code,
    hikmNativeNumber exit_data_length,
    byte[] exit_data,
    hikmNativeNumber rule_array_count,
    byte[] rule_array,
    hikmNativeNumber certificate_length,
    byte[] certificate,
    hikmNativeNumber label_length,
    byte[] label,
    hikmNativeNumber hash_length,
    byte[] hash,
    hikmNativeNumber input_data_length,
    byte[] input_data,
    hikmNativeNumber output_data_length,
    byte[] output_data,
    hikmNativeNumber reserved1_length,
    byte[] reserved1
);
```


Chapter 18. Utility verbs

Use the described utility verb for code conversion.

- “Code Conversion (CSNBXEA)” on page 963

Code Conversion (CSNBXEA)

Use the Code Conversion utility to convert between ASCII data, EBCDIC data, or a custom 8-bit based conversion table.

Format

The format of CSNBXEA.

```
CSNBXEA(
    return_code,
    reason_code,
    exit_data_length,
    exit_data,
    rule_array_count,
    rule_array,
    text_length,
    source_text,
    target_text,
    code_table_length,
    code_table)
```

Parameters

The parameters for CSNBXEA.

For the definitions of the *return_code*, *reason_code*, *exit_data_length*, and *exit_data* parameters, see “Parameters common to all verbs” on page 18.

rule_array_count

Direction: Input

Type: Integer

A pointer to an integer variable containing the number of elements in the **rule_array** variable. This value must be 1.

rule_array

Direction: Input

Type: String array

An array of 8-byte keywords providing the processing control information. The keywords must be left-aligned and padded on the right with space characters. The *rule_array* keywords are described in Table 267 on page 963.

Table 267. Keywords for the CSNBXEA utility	
Keyword	Description
Service requested	(One, required)

Table 267. Keywords for the CSNBXEA utility (continued)

Keyword	Description
TOASCII	<p>Converts the contents of source_text from EBCDIC character set to ASCII character set using the appropriate code table that is displayed in “Usage notes” on page 965. The result is placed in parameter target_text.</p> <p>The parameters code_table and code_table_length are ignored for this keyword.</p>
TOEBCDIC	<p>Converts the contents of source_text from ASCII character set to EBCDIC character set by using the code table that is displayed in “Usage notes” on page 965. The result is placed in parameter target_text.</p> <p>The parameters code_table and code_table_length are ignored for this keyword.</p>
USETABLE	<p>Converts the contents of source_text from the original character set to a custom character set by using the appropriate code table that is passed by the application in the code_table parameter. The result is placed in parameter target_text.</p> <p>Each byte of the source_text is used to index the code_table to discover the resulting byte for the target_text. This keyword assumes that the conversion data is single-byte aligned. One byte of source_text is used to look up 1 byte of conversion value in the code table. Therefore the code_table_length must be at least 256 bytes. If the code_table_length is larger than 256 bytes, the extra is ignored.</p>

text_length**Direction:** Input**Type:** Integer

A pointer to an integer variable that contains the length of the **source_text** parameter. The length must be a positive nonzero value.

source_text**Direction:** Input**Type:** String

This parameter contains the string to be converted.

target_text**Direction:** Output**Type:** String

This parameter contains the converted text that is returned by this verb. The size of this buffer must be at least as long as indicated by **text_length**.

code_table_length**Direction:** Input**Type:** Integer

The size in bytes of the buffer that is passed as the **code_table** parameter.

code_table**Direction:** Input**Type:** String

A data conversion table that is specified by the user for converting the contents of **source_text** to **target_text**.

Restrictions

The restrictions for CSNBXEA.

None.

Required commands

The required commands for CSNBXEA.

None.

Usage notes

The usage notes for CSNBXEA. Also the conversion tables for EBCDIC to ASCII and for ASCII to EBCDIC are listed.

This service is built to provide exact correspondence to the functions provided by the ICSF verbs CSNBXEA and CSNBXAE. The default conversion tables for EBCDIC-to-ASCII and ASCII-to-EBCDIC (see [Table 268 on page 966](#) and [Table 269 on page 967](#)) match those used for the ICSF verbs. The origin of these conversion tables was a comparison of the EBCDIC 1047 code page to a widely used mapping for Extended ASCII. Round-trip conversions (achievable with two calls to this service for ASCII-to-EBCDIC-to-ASCII or EBCDIC-to-ASCII-to-EBCDIC) provide the original data as output.

This service is structured differently than the other services. It runs in the caller's address space in the caller's key and mode. The adapter need not be active for you to run this service.

Table 268. EBCDIC to ASCII conversion table

EBC	ASC	EBC	ASC	EBC	ASC	EBC	ASC	EBC	ASC	EBC	ASC	EBC	ASC	EBC	ASC
00	00	20	81	40	20	60	2D	80	F8	A0	C8	C0	7B	E0	5C
01	01	21	82	41	A6	61	2F	81	61	A1	7E	C1	41	E1	E7
02	02	22	1C	42	E1	62	DF	82	62	A2	73	C2	42	E2	53
03	03	23	84	43	80	63	DC	83	63	A3	74	C3	43	E3	54
04	CF	24	86	44	EB	64	9A	84	64	A4	75	C4	44	E4	55
05	09	25	0A	45	90	65	DD	85	65	A5	76	C5	45	E5	56
06	D3	26	17	46	9F	66	DE	86	66	A6	77	C6	46	E6	57
07	7F	27	1B	47	E2	67	98	87	67	A7	78	C7	47	E7	58
08	D4	28	89	48	AB	68	9D	88	68	A8	79	C8	48	E8	59
09	D5	29	91	49	8B	69	AC	89	69	A9	7A	C9	49	E9	5A
0A	C3	2A	92	4A	9B	6A	BA	8A	96	AA	EF	CA	CB	EA	A0
0B	0B	2B	95	4B	2E	6B	2C	8B	A4	AB	C0	CB	CA	EB	85
0C	0C	2C	A2	4C	3C	6C	25	8C	F3	AC	DA	CC	BE	EC	8E
0D	0D	2D	05	4D	28	6D	5F	8D	AF	AD	5B	CD	E8	ED	E9
0E	0E	2E	06	4E	2B	6E	3E	8E	AE	AE	F2	CE	EC	EE	E4
0F	0F	2F	07	4F	7C	6F	3F	8F	C5	AF	F9	CF	ED	EF	D1
10	10	30	E0	50	26	70	D7	90	8C	B0	B5	D0	7D	F0	30
11	11	31	EE	51	A9	71	88	91	6A	B1	B6	D1	4A	F1	31
12	12	32	16	52	AA	72	94	92	6B	B2	FD	D2	4B	F2	32
13	13	33	E5	53	9C	73	B0	93	6C	B3	B7	D3	4C	F3	33
14	C7	34	D0	54	DB	74	B1	94	6D	B4	B8	D4	4D	F4	34
15	B4	35	1E	55	A5	75	B2	95	6E	B5	B9	D5	4E	F5	35
16	08	36	EA	56	99	76	FC	96	6F	B6	E6	D6	4F	F6	36
17	C9	37	04	57	E3	77	D6	97	70	B7	BB	D7	50	F7	37
18	18	38	8A	58	A8	78	FB	98	71	B8	BC	D8	51	F8	38
19	19	39	F6	59	9E	79	60	99	72	B9	BD	D9	52	F9	39
1A	CC	3A	C6	5A	21	7A	3A	9A	97	BA	8D	DA	A1	FA	B3
1B	CD	3B	C2	5B	24	7B	23	9B	87	BB	D9	DB	AD	FB	F7
1C	83	3C	14	5C	2A	7C	40	9C	CE	BC	BF	DC	F5	FC	F0
1D	1D	3D	15	5D	29	7D	27	9D	93	BD	5D	DD	F4	FD	FA
1E	D2	3E	C1	5E	3B	7E	3D	9E	F1	BE	D8	DE	A3	FE	A7
1F	1F	3F	1A	5F	5E	7F	22	9F	FE	BF	C4	DF	8F	FF	FF

Table 269. ASCII to EBCDIC conversion table

ASC	EBC	ASC	EBC	ASC	EBC	ASC	EBC	ASC	EBC	ASC	EBC	ASC	EBC	ASC	EBC
00	00	20	40	40	7C	60	79	80	43	A0	EA	C0	AB	E0	30
01	01	21	5A	41	C1	61	81	81	20	A1	DA	C1	3E	E1	42
02	02	22	7F	42	C2	62	82	82	21	A2	2C	C2	3B	E2	47
03	03	23	7B	43	C3	63	83	83	1C	A3	DE	C3	0A	E3	57
04	37	24	5B	44	C4	64	84	84	23	A4	8B	C4	BF	E4	EE
05	2D	25	6C	45	C5	65	85	85	EB	A5	55	C5	8F	E5	33
06	2E	26	50	46	C6	66	86	86	24	A6	41	C6	3A	E6	B6
07	2F	27	7D	47	C7	67	87	87	9B	A7	FE	C7	14	E7	E1
08	16	28	4D	48	C8	68	88	88	71	A8	58	C8	A0	E8	CD
09	05	29	5D	49	C9	69	89	89	28	A9	51	C9	17	E9	ED
0A	25	2A	5C	4A	D1	6A	91	8A	38	AA	52	CA	CB	EA	36
0B	0B	2B	4E	4B	D2	6B	92	8B	49	AB	48	CB	CA	EB	44
0C	0C	2C	6B	4C	D3	6C	93	8C	90	AC	69	CC	1A	EC	CE
0D	0D	2D	60	4D	D4	6D	94	8D	BA	AD	DB	CD	1B	ED	CF
0E	0E	2E	4B	4E	D5	6E	95	8E	EC	AE	8E	CE	9C	EE	31
0F	0F	2F	61	4F	D6	6F	96	8F	DF	AF	8D	CF	04	EF	AA
10	10	30	F0	50	D7	70	97	90	45	B0	73	D0	34	F0	FC
11	11	31	F1	51	D8	71	98	91	29	B1	74	D1	EF	F1	9E
12	12	32	F2	52	D9	72	99	92	2A	B2	75	D2	1E	F2	AE
13	13	33	F3	53	E2	73	A2	93	9D	B3	FA	D3	06	F3	8C
14	3C	34	F4	54	E3	74	A3	94	72	B4	15	D4	08	F4	DD
15	3D	35	F5	55	E4	75	A4	95	2B	B5	B0	D5	09	F5	DC
16	32	36	F6	56	E5	76	A5	96	8A	B6	B1	D6	77	F6	39
17	26	37	F7	57	E6	77	A6	97	9A	B7	B3	D7	70	F7	FB
18	18	38	F8	58	E7	78	A7	98	67	B8	B4	D8	BE	F8	80
19	19	39	F9	59	E8	79	A8	99	56	B9	B5	D9	BB	F9	AF
1A	3F	3A	7A	5A	E9	7A	A9	9A	64	BA	6A	DA	AC	FA	FD
1B	27	3B	5E	5B	AD	7B	C0	9B	4A	BB	B7	DB	54	FB	78
1C	22	3C	4C	5C	E0	7C	4F	9C	53	BC	B8	DC	63	FC	76
1D	1D	3D	7E	5D	BD	7D	D0	9D	68	BD	B9	DD	65	FD	B2
1E	35	3E	6E	5E	5F	7E	A1	9E	59	BE	CC	DE	66	FE	9F
1F	1F	3F	6F	5F	6D	7F	07	9F	46	BF	BC	DF	62	FF	FF

JNI version

This verb has a Java Native Interface (JNI) version, which is named CSNBXEAJ .

See [“Building Java applications using the CCA JNI”](#) on page 23.

Format

```
public native void CSNBXEAJ(  
    hikmNativeNumber    return_code,  
    hikmNativeNumber    reason_code,  
    hikmNativeNumber    exit_data_length,  
    byte[]              exit_data,  
    hikmNativeNumber    rule_array_count,  
    byte[]              rule_array,  
    hikmNativeNumber    text_length,  
    byte[]              source_text,  
    byte[]              target_text,  
    hikmNativeNumber    code_table_length,  
    byte[]              code_table);
```

Part 3. Reference information

The provided reference information informs about key formats, cryptographic algorithms, as well as return and reason codes when you program with CCA.

You can find the following reference information:

- [Chapter 19, “Return codes and reason codes,” on page 971](#)
- [Chapter 20, “Key token formats,” on page 997](#)
- [Chapter 21, “Key forms and types used in the Key Generate verb,” on page 1187](#)
- [Chapter 22, “Control vectors and changing control vectors with the Control Vector Translate verb,” on page 1191](#)
- [Chapter 24, “PIN formats and algorithms,” on page 1219](#)
- [Chapter 25, “Cryptographic algorithms and processes,” on page 1233](#)
- [Chapter 26, “Access control points and verbs,” on page 1259](#)
- [Chapter 27, “Access control data structures,” on page 1299](#)
- [Chapter 28, “Using verbs and applications in PCI-HSM 2016 compliance mode,” on page 1307](#)
- [Chapter 29, “Sample verb call routines,” on page 1321](#)
- [Chapter 30, “Initial system set-up tips,” on page 1329](#)
- [Chapter 31, “CCA installation instructions,” on page 1333](#)
- [Chapter 32, “Coexistence of CEX7C and previous CEX*C features,” on page 1343](#)
- [Chapter 33, “Utilities,” on page 1345](#)
- [Chapter 34, “Security API command and sub-command codes,” on page 1361](#)
- [Chapter 35, “openCryptoki support,” on page 1365](#)
- [Chapter 36, “List of abbreviations,” on page 1377](#)

Chapter 19. Return codes and reason codes

Read the contained reference information that describes the return codes and reason codes reported at the conclusion of verb processing.

Reason code numbers narrow down the meaning of a return code. All reason code numbers are unique and associated with a single return code. Generally, you can base your application program design on the return codes.

Each verb supplies a return code and a reason code in the variables identified by the *return_code* and *reason_code* parameters. See “Parameters common to all verbs” on page 18.

Return codes

A return code provides a general indication of the results of verb processing.

A return code can have the values shown in [Table 270 on page 971](#).

Hex value	Decimal value	Description
00	00	This return code indicates a normal completion of verb processing. To provide additional information, there are also nonzero reason codes associated with this return code.
04	04	This return code is a warning indicating the verb completed processing; however, an unusual event occurred. The event is most likely related to a problem created by the user or is a normal occurrence based on the data supplied to the verb.
08	08	This return code indicates the verb prematurely stopped processing. Generally, the application programmer needs to investigate the significance of the associated reason code to determine the origin of the problem. In some cases, due to transient conditions, retrying the verb might produce different results.
0C	12	This return code indicates the verb prematurely stopped processing. Either a coprocessor is not available or a processing error occurred. The reason is most likely related to a problem in the set up of the hardware or in the configuration of the software.
10	16	This return code indicates the verb prematurely stopped processing. A processing error occurred. If these errors persist, a repair of the coprocessor hardware or a correction to the coprocessor software might be required.

Note: If an application receives a return code greater than 4, an error occurred. In the case of an error, assume any output variables other than the return code and reason code are not valid, unless otherwise indicated in the description of verb processing.

Reason codes

A reason code details the results of verb processing.

Every reason code is associated with a single return code. A nonzero reason code can be associated with a zero return code.

User Defined Extensions (UDX) return reason codes in the range of 20480 (X'5000') - 24575 (X'5FFF').

The remainder of this topic lists the reason codes that accompany each of the return codes. The return codes are shown in decimal form and the reason codes are shown in decimal and in hexadecimal (hex) form.

Reason codes that accompany return code 0

Reason codes that accompany return code 0.

These codes are listed in [Table 271 on page 972](#).

Return code, decimal	Reason code, decimal (hex)	Description
0	000 (000)	The verb completed processing successfully.
0	002 (002)	One or more bytes of a key do not have odd parity.
0	008 (008)	No value is present to be processed.
0	151 (097)	The key token supplies the MAC length or MACLEN4 is the default for key tokens that contain MAC or MACVER keys.
0	701 (2BD)	A new master-key value has duplicate thirds.
0	702 (2BE)	A provided master-key part does not have odd parity. See “ Master Key Process (CSNBMKP) ” on page 192 about parity requirements for master key parts.
0	2013 (7DD)	The Pending Change Buffer (PCB) is empty. This return code and reason code pair applies only to IBM Z.
0	2146 (862)	A weaker key was used to wrap a stronger key and the Warn when weak wrap - Transport keys command (offset X'032C') was enabled in the active role.
0	2173 (87D)	The specified payload format version for the output key token matches the payload format version of the input key token.
0	3010 (BC2)	This card is currently disabled. A card is placed in this state so that it can be moved from one piece of hardware to another, while keeping its secret keys and master keys intact. Normally, when a card has been moved a 'tamper' event is recorded and all secrets are erased. A TKE workstation is typically required to put a card in this state and to remove it from this state after the card is installed on the new hardware. This return code and reason code pair applies only to IBM Z.
0	10001 (2711)	A key encrypted under the old master key was used.
0	10002 (2712)	A fully qualified dataset name is longer than 64 bytes and the environment variable CSUxxxLD is not defined (where xxx is either AES, DES, or PKA). The current directory has been abbreviated as a single dot (period).
0	10003 (2713)	A fully qualified dataset name is longer than 64 bytes and the environment variable CSUxxxLD is defined (where xxx is either AES, DES, or PKA). Only the dataset name is returned. Use the CSUxxxLD environment variable to determine the fully qualified dataset name.

Reason codes that accompany return code 4

Reason codes that accompany return code 4

These codes are listed in [Table 272 on page 972](#).

Return code, decimal	Reason code, decimal (hex)	Description
4	001 (001)	The verification test failed.

Table 272. Reason codes for return code 4 (continued)

Return code, decimal	Reason code, decimal (hex)	Description
4	013 (00D)	The key token has an initialization vector and the <i>initialization_vector</i> parameter value is nonzero. The verb uses the value in the key token.
4	016 (010)	The <i>rule_array</i> and the <i>rule_array_count</i> are too small to contain the complete result.
4	017 (011)	The requested ID is not present in any profile in the specified cryptographic hardware component.
4	019 (013)	The financial PIN in a PIN block is not verified.
4	158 (09E)	The verb did not process any key records.
4	166 (0A6)	The control-vector is not valid because of parity bits, anti-variant bits, inconsistent KEK bits or because bits 59 - 62 are not zero.
4	179 (0B3)	The control-vector keywords in the <i>rule_array</i> are ignored.
4	195 (C3)	The key or key-part rule keyword provided does not match the length of the key in the enciphered key token. The output is based on the length specified, and not on the actual key length.
4	283 (11B)	The coprocessor battery is low.
4	287 (11F)	The PIN-block format is not consistent.
4	429 (1AD)	The digital signature is not verified. The verb completed its processing normally.
4	877 (36D)	The sub-CA certificate loaded has a later expiration (validity:NotAfter field) than its issuer certificate.
4	937 (3A9)	The UTF8 name compare was done via memcmp.
4	945 (3B1)	The requested hash method differs from the hash method used when the certificate was loaded and activated.
4	963 (3C3)	The OA request requires currently unavailable resources. This is a transient condition. Please retry.
4	1024 (400)	Sufficient shares have been processed to create a new master key.
4	2039 (7F7)	At least one control vector bit cannot be parsed.
4	2042 (7FA)	The supplied passphrase is not valid.
4	2133 (855)	The <i>verb_data</i> value identifies one or more PIN decimalization tables to be deleted that are not stored on the coprocessor. All PIN tables that were requested to be deleted are removed.
4	2162 (872)	At least two of the key parts of a new operational or master key have identical parts and a warning has been requested by the setting of an appropriate access control point.

Reason codes that accompany return code 8

Reason codes that accompany return code 8.

The codes are listed in [Table 273 on page 974](#).

Table 273. Reason codes for return code 8

Return code, decimal	Reason code, decimal (hex)	Description
8	012 (00C)	The token-validation value in an external key token is not valid.
8	022 (016)	The ID number in the request field is not valid.
8	023 (017)	An access to the data area is outside the data-area boundary.
8	024 (018)	The master key verification pattern is not valid.
8	025 (019)	The value that the <i>text_length</i> parameter specifies is not valid.
8	026 (01A)	The value of the PIN is not valid.
8	029 (01D)	The token-validation value in an internal key token is not valid.
8	030 (01E)	No record with a matching key label is in key storage.
8	031 (01F)	The control vector does not specify a DATA key.
8	032 (020)	A key label format is not valid.
8	033 (021)	A <i>rule_array</i> or other parameter specifies a keyword that is not valid.
8	034 (022)	A <i>rule_array</i> keyword combination is not valid.
8	035 (023)	A <i>rule_array_count</i> is not valid.
8	036 (024)	The action command must be specified in the <i>rule_array</i> .
8	037 (025)	The object type must be specified in the <i>rule_array</i> .
8	039 (027)	A control vector violation occurred. Check all control vectors employed with the verb. For security reasons, no detail is provided.
8	040 (028)	The service code does not contain numerical character data.
8	041 (029)	The keyword supplied with the <i>key_form</i> parameter is not valid.
8	042 (02A)	The expiration date is not valid.
8	043 (02B)	The keyword supplied with the <i>key_length</i> or the <i>key_token_length</i> parameter is not valid.
8	044 (02C)	A record with a matching key label already exists in key storage.
8	045 (02D)	The input character string cannot be found in the code table.
8	046 (02E)	The card-validation value (CVV) is not valid.
8	047 (02F)	A source key token is unusable because it contains data that is not valid or is undefined.
8	048 (030)	One or more keys has a master key verification pattern that is not valid.
8	049 (031)	A key-token-version-number found in a key token is not supported.
8	050 (032)	The key-serial-number specified in the <i>rule_array</i> is not valid.
8	051 (033)	The value that the <i>text_length</i> parameter specifies is not a multiple of eight bytes.
8	054 (036)	The value that the <i>pad_character</i> parameter specifies is not valid.
8	055 (037)	The initialization vector in the key token is enciphered.
8	056 (038)	The master key verification pattern in the OCV is not valid.

Table 273. Reason codes for return code 8 (continued)

Return code, decimal	Reason code, decimal (hex)	Description
8	058 (03A)	The parity of the operating key is not valid.
8	059 (03B)	Control information (for example, the processing method or the pad character) in the key token conflicts with that in the <i>rule_array</i> .
8	060 (03C)	A cryptographic request with the FIRST or MIDDLE keywords and a text length less than eight bytes is not valid.
8	061 (03D)	The keyword supplied with the <i>key_type</i> parameter is not valid.
8	062 (03E)	The source key is not present.
8	063 (03F)	A key token has an invalid token header (for example, not an internal token).
8	064 (040)	The RSA key is not permitted to perform the requested operation. Likely cause is key distribution usage is not enabled for the key.
8	065 (041)	The key token failed consistency checking.
8	066 (042)	The recovered encryption block failed validation checking.
8	067 (043)	RSA encryption failed.
8	068 (044)	RSA decryption failed.
8	070 (046)	An invalid block identifier (identifier tag) was found. Either a block ID (identifier tag) that was proprietary was found, a reserved block ID was used, a duplicate block ID was found, or the specified optional block in the TR-31 key block could not be found.
8	072 (048)	The value that the size parameter specifies is not valid (too small, too large, negative, or zero).
8	085 (055)	The date or the time value is not valid.
8	090 (05A)	Access control checking failed. See the Required Commands descriptions for the failing verb.
8	091 (05B)	The time that was sent in your logon request was more than five minutes different from the clock in the secure module.
8	092 (05C)	The user profile is expired.
8	093 (05D)	The user profile has not yet reached its activation date.
8	094 (05E)	The authentication data (for example, passphrase) is expired.
8	095 (05F)	Access to the data is not authorized.
8	096 (060)	An error occurred reading or writing the secure clock.
8	100 (064)	The PIN length is not valid.
8	101 (065)	The PIN check length is not valid. It must be in the range from 4 to the PIN length inclusive.
8	102 (066)	The value of the decimalization table is not valid.
8	103 (067)	The value of the validation data is not valid.
8	104 (068)	The value of the customer-selected PIN is not valid or the PIN length does not match the value supplied with the <i>PIN_length</i> parameter or defined by the PIN-block format specified in the PIN profile.

Table 273. Reason codes for return code 8 (continued)

Return code, decimal	Reason code, decimal (hex)	Description
8	105 (069)	The value of the <i>transaction_security</i> parameter is not valid.
8	106 (06A)	The PIN-block format keyword is not valid.
8	107 (06B)	The format control keyword is not valid.
8	108 (06C)	The value or the placement of the padding data is not valid.
8	109 (06D)	The extraction method keyword is not valid.
8	110 (06E)	The value of the PAN data is not numeric character data.
8	111 (06F)	The sequence number is not valid.
8	112 (070)	The PIN offset is not valid.
8	114 (072)	The PVV value is not valid.
8	116 (074)	The clear PIN value is not valid. For example, digits other than 0 - 9 were found.
8	118 (76)	The issuer domestic code is invalid. This value must be five alphanumeric characters.
8	120 (078)	An origin or destination identifier is not valid.
8	121 (079)	The value of the <i>inbound_key</i> or <i>source_key</i> parameter is not valid.
8	122 (07A)	The value of the <i>inbound_KEK_count</i> or <i>outbound_count</i> parameter is not valid.
8	125 (07D)	A PKA92-encrypted key having the same Environment Identifier (EID) as the local node cannot be imported.
8	129 (081)	Required rule-array keyword not found.
8	153 (099)	The text length exceeds the system limits.
8	154 (09A)	The key token the <i>key_identifier</i> parameter specifies is not an internal key-token or a key label.
8	155 (09B)	The value that the <i>generated_key_identifier</i> parameter specifies is not valid or it is not consistent with the value that the <i>key_form</i> parameter specifies.
8	156 (09C)	A keyword is not valid with the specified parameters.
8	157 (09D)	The key-token type is not specified in the <i>rule_array</i> .
8	159 (09F)	The keyword supplied with the option parameter is not valid.
8	160 (0A0)	The key type and the key length are not consistent.
8	161 (0A1)	The value that the <i>dataset_name_length</i> parameter specifies is not valid.
8	162 (0A2)	The offset value is not valid.
8	163 (0A3)	The value that the <i>dataset_name</i> parameter specifies is not valid.
8	164 (0A4)	The starting address of the output area falls inside the input area.
8	165 (0A5)	The <i>carry_over_character_count</i> specified in the chaining vector is not valid.
8	168 (0A8)	A hexadecimal MAC value contains characters that are not valid or the MAC, on a request or reply failed, because the user session key in the host and the adapter card do not match.

Table 273. Reason codes for return code 8 (continued)

Return code, decimal	Reason code, decimal (hex)	Description
8	169 (0A9)	Specific to MDC Generate, indicates that the length of the text supplied is not correct, either not long enough for the algorithm parameters used or not the correct multiple (must be multiple of eight bytes).
8	170 (0AA)	Special authorization through the operating system is required to use this verb.
8	171 (0AB)	The control_array_count value is not valid.
8	175 (0AF)	The key token cannot be parsed because no control vector is present.
8	180 (0B4)	A key token presented for parsing is null.
8	181 (0B5)	The key token is not valid. The first byte is not valid or an incorrect token type was presented.
8	183 (0B7)	The key type is not consistent with the key type of the control vector.
8	184 (0B8)	An input pointer is null.
8	185 (0B9)	A disk I/O error occurred: perhaps the file is in-use, does not exist, and so forth.
8	186 (0BA)	The key-type field in the control vector is not valid.
8	187 (0BB)	The requested MAC length (MACLEN4, MACLEN6, MACLEN8) is not consistent with the control vector (key-A, key-B).
8	191 (0BF)	The requested MAC length (MACLEN6, MACLEN8) is not consistent with the control vector (MAC-LN-4).
8	192 (0C0)	A key-storage record contains a record validation value that is not valid.
8	194 (0C2)	A private-key section length is invalid.
8	199 (0C7)	A public exponent is invalid.
8	204 (0CC)	A memory allocation failed. This can occur in the host and in the coprocessor. Try closing other host tasks. If the problem persists, contact the IBM support center.
8	205 (0CD)	The X9.23 ciphering method is not consistent with the use of the CONTINUE keyword.
8	323 (143)	The ciphering method the Decipher verb used does not match the ciphering method the Encipher verb used.
8	335 (14F)	Either the specified cryptographic hardware component or the environment cannot implement this function.
8	340 (154)	One of the input control vectors has odd parity.
8	343 (157)	Either the data block or the buffer for the block is too small or a variable has caused an attempt to create an internal data structure that is too large.
8	345 (159)	Insufficient storage space exists for the data in the data block buffer.
8	374 (176)	Less data was supplied than expected or less data exists than was requested.
8	377 (179)	A key-storage error occurred.
8	382 (17E)	A time-limit violation occurred.
8	385 (181)	The cryptographic hardware component reported that the data passed as part of a command is not valid for that command.

Table 273. Reason codes for return code 8 (continued)

Return code, decimal	Reason code, decimal (hex)	Description
8	387 (183)	The cryptographic hardware component reported that the user ID or role ID is not valid.
8	393 (189)	The command was not processed because the profile cannot be used.
8	394 (18A)	The command was not processed because the expiration date was exceeded.
8	397 (18D)	The command was not processed because the active profile requires the user to be verified first.
8	398 (18E)	The command was not processed because the maximum PIN or password failure limit is exceeded.
8	407 (197)	There is a PIN-block consistency-check-error.
8	439 (1B7)	Key cannot be completed because all required key parts have not yet been accumulated, or key is already complete.
8	441 (1B9)	Key part cannot be added because key is complete. The key to be processed should be partial, but the key is not partial according to the control vector or other control bits of the key.
8	442 (1BA)	DES keys with replicated halves are not allowed.
8	605 (25D)	The number of output bytes is greater than the number that is permitted.
8	703 (2BF)	A new master-key value is one of the weak DES keys.
8	704 (2C0)	A new master key cannot have the same master key version number as the current master-key.
8	705 (2C1)	Both exporter keys specify the same key-encrypting key.
8	706 (2C2)	Pad count in deciphered data is not valid.
8	707 (2C3)	The master-key registers are not in the state required for the requested function.
8	714 (2CA)	A reserved parameter must be a null pointer or an expected value.
8	715 (2CB)	A parameter that must have a value of zero is not valid.
8	718 (2CE)	The hash value of the data block in the decrypted RSA-OAEP block does not match the hash of the decrypted data block.
8	719 (2CF)	The block format (BT) field in the decrypted RSA-OAEP block does not have the correct value.
8	720 (2D0)	The initial byte (I) in the decrypted RSA-OAEP block does not have a valid value.
8	721 (2D1)	The V field in the decrypted RSA-OAEP does not have the correct value.
8	752 (2F0)	The key-storage file path is not usable.
8	753 (2F1)	Opening the key-storage file failed.
8	754 (2F2)	An internal call to the key_test command failed.
8	756 (2F4)	Creation of the key-storage file failed.
8	760 (2F8)	An RSA-key modulus length in bits or in bytes is not valid.
8	761 (2F9)	An RSA-key exponent length is not valid.

Table 273. Reason codes for return code 8 (continued)

Return code, decimal	Reason code, decimal (hex)	Description
8	762 (2FA)	A length in the key value structure is not valid.
8	763 (2FB)	The section identification number within a key token is not valid.
8	770 (302)	The PKA key token has a field that is not valid.
8	771 (303)	The user is not logged on.
8	772 (304)	The requested role does not exist.
8	773 (305)	The requested profile does not exist.
8	774 (306)	The profile already exists.
8	775 (307)	The supplied data is not replaceable.
8	776 (308)	The requested ID is already logged on.
8	777 (309)	The authentication data is not valid.
8	778 (30A)	The checksum for the role is in error.
8	779 (30B)	The checksum for the profile is in error.
8	780 (30C)	There is an error in the profile data.
8	781 (30D)	There is an error in the role data.
8	782 (30E)	The function-control-vector header is not valid.
8	783 (30F)	The command is not permitted by the function-control-vector value.
8	784 (310)	The operation you requested cannot be performed because the user profile is in use.
8	785 (311)	The operation you requested cannot be performed because the role is in use.
8	786 (312)	A profile load is being attempted for a profile that has the same authentication key as another profile in the domain that already exists.
8	787 (313)	A profile load is being attempted for a profile that has a key that is too weak for the compliance level of the domain where the profile is being loaded.
8	816 (330)	The public-key certificate length is invalid.
8	817 (331)	The public key does not match.
8	818 (332)	The signature of the input public-key certificate does not verify.
8	819 (333)	The public-key certificate type is invalid or not allowed.
8	821 (335)	The subject name provided is either missing, malformed, or of invalid length.
8	822 (336)	The issuer name provided is either missing, malformed, or of invalid length.
8	823 (337)	The serial number provided is either unexpected, missing, malformed, or of invalid length.
8	825 (339)	The extension data provided is either unexpected, missing, malformed, or of invalid length.
8	826 (33A)	The expiration days value provided is either unexpected, missing, or out of range.
8	827 (33B)	The pathLenConstraint provided is either unexpected, missing, or out of range.

Table 273. Reason codes for return code 8 (continued)

Return code, decimal	Reason code, decimal (hex)	Description
8	829 (33D)	Error in GSK/SSL/ASN.1 processing.
8	830 (33E)	Error in ASN.1 processing. No more data.
8	831 (33F)	Error in ASN.1 processing. Length value is not valid.
8	833 (341)	Error in ASN.1 processing. Attribute value separator is missing.
8	834 (342)	Error in ASN.1 processing. Unknown attribute identifier.
8	835 (343)	Error in ASN.1 processing. Object identifier syntax error.
8	837 (345)	Error in ASN.1 processing. Interval is not valid.
8	838 (346)	Error in ASN.1 processing. X.500 name syntax error.
8	839 (347)	Error in ASN.1 processing. Data type is not correct.
8	841 (349)	Error in ASN.1 processing. Character string cannot be converted.
8	842 (34A)	Error in ASN.1 processing. Indefinite-length encoding is not supported.
8	843 (34B)	Error in ASN.1 processing. Data element must be constructed.
8	845 (34D)	Error in ASN.1 processing. Data element must be an ASN.1 primitive.
8	846 (34E)	Error in ASN.1 processing. Indefinite-length encoding is not allowed.
8	847 (34F)	Error in ASN.1 processing. Data encoding is not valid.
8	849 (351)	Error in ASN.1 processing. Data value overflow.
8	850 (352)	Error in ASN.1 processing. Unused bit count is not valid.
8	851 (353)	Error in ASN.1 processing. Unused bit count is not valid for a segmented bit string.
8	853 (355)	Error in ASN.1 processing. Required data element is missing.
8	854 (356)	Error in ASN.1 processing. Excess data found at end of data element.
8	855 (357)	Error in ASN.1 processing. Parameter is not valid.
8	857 (359)	Error in ASN.1 processing. Data value is not present.
8	858 (35A)	Error in ASN.1 processing. Selection is not within the valid range.
8	859 (35B)	Error in ASN.1 processing. No selection found.
8	861 (35D)	Error in ASN.1 processing. Syntax already set.
8	862 (35E)	Error in ASN.1 processing. Codeset is not allowed.
8	863 (35F)	Error in ASN.1 processing. Attribute value is not valid.
8	865 (361)	Error in ASN.1 processing. Attribute value is missing.
8	866 (362)	Error in ASN.1 processing. Object identifier element count is not valid.
8	867 (363)	Error in ASN.1 processing. Incorrect value for the first object identifier element.
8	869 (365)	Error in ASN.1 processing. Incorrect value for the second object identifier element.
8	870 (366)	Error in ASN.1 processing. Version is not supported.
8	871 (367)	Error in Cert processing. Certificate contains a duplicate extension.

Table 273. Reason codes for return code 8 (continued)

Return code, decimal	Reason code, decimal (hex)	Description
8	873 (369)	The extension data provided conflicts with the rule array data provided.
8	874 (36A)	Error in Cert processing. Elliptic Curve is not supported.
8	875 (36B)	Error in Cert processing. Signature not supplied.
8	878 (36E)	Error in Cert processing. Cryptographic algorithm is not supported.
8	879 (36F)	Error in Cert processing. Incorrect Base64 encoding.
8	881 (371)	Error in Cert processing. Unrecognized file or message encoding.
8	882 (372)	The HSM internal clock has not been set.
8	883 (373)	Error in Cert processing. Key not supported by encryption or signature algorithm.
8	885 (375)	The X.509 certificate presented has an invalid, or missing KeyUsage extension.
8	886 (376)	Error in Cert processing. Certificate extension is not supported.
8	887 (377)	Error in Cert processing. Signature is not correct.
8	889 (379)	Error in Cert processing. Input/Output request failed.
8	890 (37A)	Error in Cert processing. Database is not valid.
8	891 (37B)	Error in Cert processing. Handle is not valid.
8	893 (37D)	Error in Cert processing. Certificate extension data has an incorrect critical indicator.
8	894 (37E)	Error in Cert processing. Required certificate extension is missing.
8	895 (37F)	Error in Cert processing. Certificate not valid for host.
8	897 (381)	Error in Cert processing. Subject name is not valid.
8	898 (382)	Error in Cert processing. Certificate extension data is incorrect.
8	899 (383)	Error in Cert processing. Validation option is not valid.
8	901 (385)	Error in Cert processing. Name constraints violated.
8	902 (386)	Error in Cert processing. Record not found.
8	903 (387)	Error in Cert processing. Certificate chain is not trusted.
8	905 (389)	Error in Cert processing. Required basic constraints certificate extension is missing.
8	906 (38A)	Error in Cert processing. An internal error has occurred.
8	907 (38B)	Error in Cert processing. Issuer certificate not found.
8	909 (38D)	Error in Cert processing. Name format is not supported.
8	910 (38E)	Error in Cert processing. Self-signed certificate not in database.
8	911 (38F)	Error in Cert processing. Certificate is expired.
8	913 (391)	Error in Cert processing. Certificate is not yet valid.
8	914 (392)	Error in Cert processing. Issuer name is not valid.
8	915 (393)	Error in Cert processing. Certificate is revoked.
8	917 (395)	Error in Cert processing. Numeric value is not valid.

Table 273. Reason codes for return code 8 (continued)

Return code, decimal	Reason code, decimal (hex)	Description
8	918 (396)	Error in Cert processing. Variable argument security level is not valid.
8	919 (397)	Error in Cert processing. Variable argument validate root is not valid.
8	921 (399)	Error in Cert processing. Variable argument count is not valid.
8	922 (39A)	Error in Cert processing. Extended key usage comparison failed.
8	923 (39B)	Error in Cert processing. Certificate does not have an extended key usage extension.
8	925 (39D)	Error in Cert processing. Extended key usage type is not supported for this operation.
8	926 (39E)	Error in Cert processing. Extended key usage input is not supplied.
8	927 (39F)	Error in Cert processing. Extended key usage input count is not valid.
8	929 (3A1)	Error in Cert processing. Input certificate not supplied.
8	930 (3A2)	Error in Cert processing. Incorrect key usage.
8	931 (3A3)	Error in Cert processing. Cannot match CRL distribution points.
8	933 (3A5)	Error in Cert processing. Acceptable policy intersection cannot be found.
8	934 (3A6)	Error in Cert processing. Certification path is too long.
8	935 (3A7)	Error in Cert processing. Issuer is not a certification authority.
8	939 (3AB)	Certificate presented to load as a certification authority does not have a true value for CA in basic constraints certificate extension.
8	941 (3AD)	Certificate presented to use as an end entity has a true value for cA in basic constraints certificate extension.
8	942 (3AE)	Error in Cert processing. Label is not unique.
8	943 (3AF)	Error in Cert processing. Certificate is not unique.
8	946 (3B2)	The requested hash method differs from the hash method used when the certificate was loaded.
8	947 (3B3)	Error in Cert processing. Record label is not valid.
8	949 (3B5)	Error in Cert processing. Multiple certificates exist for label.
8	950 (3B6)	Error in Cert processing. Record deleted.
8	954 (3BA)	Error in Cert processing. Subject name cannot be changed.
8	955 (3BB)	Error in Cert processing. Public key cannot be changed.
8	957 (3BD)	The Certificate presented is not in the proper state for the requested operation.
8	958 (3BE)	The Certificate hash presented does not match the stored hash.
8	959 (3BF)	Error in Cert processing. Database contains certificates signed by the certificate.
8	997 (3E5)	The algorithm identifier provided is either missing, malformed, or invalid.
8	998 (3E6)	The algorithm parameters provided are either missing, malformed, or invalid.
8	1025 (401)	The registered public key or retained private key name already exists.
8	1026 (402)	The key name (registered public key or retained private key) does not exist.

Table 273. Reason codes for return code 8 (continued)

Return code, decimal	Reason code, decimal (hex)	Description
8	1027 (403)	Environment identifier data is already set.
8	1028 (404)	Master key share data is already set.
8	1029 (405)	There is an error in the Environment Identifier (EID) data.
8	1030 (406)	There is an error in using the master key share data.
8	1031 (407)	There is an error in using registered public key or retained private key data.
8	1032 (408)	There is an error in using registered public key hash data.
8	1033 (409)	The public key hash was not registered.
8	1034 (40A)	The public key was not registered.
8	1035 (40B)	The public key certificate signature was not verified.
8	1037 (40D)	There is a master key shares distribution error.
8	1038 (40E)	The public key hash is not marked for cloning.
8	1039 (40F)	The registered public key hash does not match the registered hash.
8	1040 (410)	The master key share enciphering key failed encipher.
8	1041 (411)	The master key share enciphering key failed decipher.
8	1042 (412)	The master key share digital signature generate failed.
8	1043 (413)	The master key share digital signature verify failed.
8	1044 (414)	There is an error in reading VPD data from the adapter.
8	1045 (415)	Encrypting the cloning information failed.
8	1046 (416)	Decrypting the cloning information failed.
8	1047 (417)	There is an error loading the new master key from the master key shares.
8	1048 (418)	The clone information has one or more sections that are not valid.
8	1049 (419)	The master key share index is not valid.
8	1050 (41A)	The public-key encrypted-key is rejected because the Environment Identifier (EID) with the key is the same as the EID for this node.
8	1051 (41B)	The private key is rejected because the key is not flagged for use in master-key cloning.
8	1052 (41C)	The token identifier of the trusted block's header section is in the range X'20' - X'FF'. Check the token identifier of the trusted block.
8	1053 (41D)	The active flag in the trusted block's trusted block section X'14' is not disabled. Use the Trusted Block Create verb to create an inactive/external trusted block.
8	1054 (41E)	The token identifier of the trusted block's header section is not X'1E' (external). Use the Trusted Block Create verb to create an inactive/external trusted block.
8	1055 (41F)	The active flag of the trusted block's trusted block section X'14' is not enabled. Use the Trusted Block Create verb to create an active/external trusted block.

Table 273. Reason codes for return code 8 (continued)

Return code, decimal	Reason code, decimal (hex)	Description
8	1056 (420)	The token identifier of the trusted block's header section is not X'1F' (internal). Use the PKA Key Import verb to import the trusted block.
8	1057 (421)	The trusted block rule section X'12' rule ID does not match input parameter rule ID. Verify that the trusted block used has the rule section specified.
8	1058 (422)	The trusted block contains a value that is too small or too large.
8	1059 (423)	A trusted block parameter that must have a value of zero (or a grouping of bits set to zero) is invalid.
8	1060 (424)	The trusted block public key section failed consistency checking.
8	1061 (425)	The trusted block contains extraneous sections or subsections (TLVs). Check the trusted block for undefined sections or subsections.
8	1062 (426)	The trusted block contains missing sections or subsections (TLVs). Check the trusted block for required sections and subsections applicable to the verb invoked.
8	1063 (427)	The trusted block contains duplicate sections or subsections (TLVs). Check the trusted block's sections and subsections for duplicates. Multiple rule sections are allowed.
8	1064 (428)	The trusted block expiration date has expired (as compared to the IBM 4764 clock). Validate the expiration date in the trusted block's trusted information section's Activation and Expiration Date TLV object
8	1065 (429)	The trusted block expiration date is at a date prior to the activation date. Validate the expiration date in the trusted block's trusted information section's Activation and Expiration Date TLV object.
8	1066 (42A)	The trusted block public key modulus length in bits is not consistent with the byte length. The bit length must be less than or equal to byte length * 8 and greater than (byte length - 1) * 8.
8	1067 (42B)	The trusted block public key modulus length in bits exceeds the maximum allowed bit length, as defined by the Function Control Vector.
8	1068 (42C)	One or more trusted block sections or TLV objects contained data that is invalid (an example would be invalid label data in label section X'13').
8	1069 (42D)	Trusted block verification was attempted by a verb other than CSNDDSV, CSNDKTC, CSNDPKI, CSNDRKX, or CSNDTBC.
8	1070 (42E)	The trusted block rule ID contained within a rule section has invalid characters.
8	1071 (42F)	The source key's length or CV does not match what is expected by the rule section in the trusted block that was selected by the rule ID input parameter.
8	1072 (430)	The activation data is not valid. Validate the activation data in the trusted block's trusted information section's Activation and Expiration Date TLV object.
8	1073 (431)	The source-key label does not match the template in the export key DES token parameters TLV object of the selected trusted block rule section.
8	1074 (432)	The control-vector value specified in the common export key parameters TLV object in the selected rule section of the trusted block contains a control vector that is not valid.

Table 273. Reason codes for return code 8 (continued)

Return code, decimal	Reason code, decimal (hex)	Description
8	1075 (433)	The source-key label template in the export key DES token parameters TLV object in the selected rule section of the trusted block contains a label template that is not valid.
8	1077 (435)	Key wrapping option input error.
8	1078 (436)	Key wrapping Security Relevant Data Item (SRDI) error.
8	1079 (437)	The format of the decrypted PIN block is not supported in this function.
8	1100 (44C)	There is a general hardware device driver execution error.
8	1101 (44D)	There is a hardware device driver parameter that is not valid.
8	1102 (44E)	There is a hardware device driver non-valid buffer length.
8	1103 (44F)	The hardware device driver has too many opens. The device cannot open now.
8	1104 (450)	The hardware device driver is denied access.
8	1105 (451)	The hardware device driver device is busy and cannot perform the request now.
8	1106 (452)	The hardware device driver buffer is too small and the received data is truncated.
8	1107 (453)	The hardware device driver request is interrupted and the request is aborted.
8	1108 (454)	The hardware device driver detected a security tamper event.
8	1114 (45A)	The communications manager detected that the host-supplied buffer for the reply control block is too small.
8	1115 (45B)	The communications manager detected that the host-supplied buffer for the reply data block is too small.
8	1117 (45D)	Hardware device driver operation not permitted.
8	1118 (45E)	Hardware device driver received bad address.
8	1119 (45F)	Hardware device driver hardware error.
8	1121 (461)	Hardware device driver firmware error.
8	1122 (462)	Hardware device driver temperature of out range.
8	1123 (463)	Hardware device driver received bad request.
8	1125 (465)	Hardware device driver host timeout.
8	2034 (7F2)	The environment variable that was used to set the default coprocessor is not valid, or does not exist for a coprocessor in the system.
8	2036 (7F4)	The contents of a chaining vector are not valid. Ensure the chaining vector was not modified by your application program.
8	2038 (7F6)	No RSA private key information is provided.
8	2041 (7F9)	A default card environment variable is not valid.
8	2050 (802)	The current key serial number field in the PIN profile variable is not valid (not hexadecimal or too many one bits).
8	2051 (803)	There is a non-valid message length in the OAEP-decoded information.

Table 273. Reason codes for return code 8 (continued)

Return code, decimal	Reason code, decimal (hex)	Description
8	2053 (805)	No message found in the OAEP-decoded data.
8	2054 (806)	There is a non-valid RSA Enciphered Key cryptogram: OAEP optional encoding parameters failed validation.
8	2055 (807)	Based on the hash method and size of the symmetric key specified, the RSA public key size is too small to format the symmetric key into a PKOAEP2 message.
8	2062 (80E)	The active role does not permit you to change the characteristic of a double-length key in the <i>key_Part_Import</i> parameter.
8	2065 (811)	The specified key token is not null.
8	2080 (820)	The group profile was not found.
8	2081 (821)	The group has duplicate elements.
8	2082 (822)	The group profile is not in the group.
8	2083 (823)	The group has the wrong user ID count.
8	2084 (824)	The group user ID failed.
8	2085 (825)	The profile is not in the specified group.
8	2086 (826)	The group role was not found.
8	2087 (827)	The group profile has not been activated.
8	2088 (828)	The expiration date of the group profile has been reached or exceeded.
8	2089 (829)	The verb contains multiple keywords or parameters that indicate the algorithm to be used, and at least one of these specifies a different algorithm from the others.
8	2090 (82A)	A required SRDI was not found.
8	2091 (82B)	A required CA SRDI was not found.
8	2093 (82D)	Specific to IBM Z - an AES key is encrypted under a DES master key, which is not acceptable for the requested operation.
8	2095 (82F)	The <i>key_form</i> is incompatible with the <i>key_type</i> .
8	2097 (831)	The <i>key_length</i> is incompatible with the <i>key_type</i> .
8	2098 (832)	Either a key bit length that was not valid was found in an AES key token (length not 128, 192, or 256 bits) or a version X'01' DES token had a token-marks field that was not valid.
8	2099 (833)	Invalid encrypted key length in the AES token, when an encrypted key is present.
8	2106 (83A)	An input/output error occurred while accessing the logged on users table.
8	2110 (83E)	Invalid wrapping type.
8	2111 (83F)	Control vector enhanced bit (bit 56) conflicts with key wrapping keyword.
8	2113 (841)	A key token contains invalid payload.
8	2114 (842)	Clear-key bit length is out of range.
8	2115 (843)	Input key token cannot have a key present when importing the first key part; skeleton key token is required.

Table 273. Reason codes for return code 8 (continued)

Return code, decimal	Reason code, decimal (hex)	Description
8	2118 (846)	One or more invalid values in the TR-31 key block header.
8	2119 (847)	The "mode" value in the TR-31 header is invalid or is not acceptable in the chosen operation.
8	2121 (849)	The "algorithm" value in the TR-31 header is invalid or is not acceptable in the chosen operation.
8	2122 (84A)	For import, the exportability byte in the TR-31 header contains a value that does not support import of the key into CCA. For export, the requested exportability does not match circumstances (for example, a 'B' Key Block Version ID key can be wrapped only by a KEK that is wrapped in CBC mode, the ECB mode KEK violates ANSI X9.24).
8	2123 (84B)	The length of the cleartext key in the TR-31 block is invalid (for example, the algorithm is 'D' for single-length DES, but the key length is not 64 bits).
8	2125 (84D)	The Key Block Version ID in the TR-31 header contains an invalid value.
8	2126 (84E)	The key-usage field in the TR-31 header contains a value that is not supported for import of the key into CCA.
8	2127 (84F)	The key-usage field in the TR-31 header contains a value that is not valid with the other parameters in the header.
8	2129 (851)	Either a parameter for building a TR-31 key block (a TR-31 key block or a component, such as a tag for an optional block) contains one or more ASCII characters that are not printable as described in TR-31, or a field contains ASCII characters that are not allowed for that field.
8	2130 (852)	The control vector carried in the optional blocks of the TR-31 key block is inconsistent with other attributes of the key.
8	2131 (853)	The TR-31 key-token failed the MAC validate step of the Key Block unwrap and verify steps (for either Key Block Version ID method). MAC validation failed for a parameter in a key block, such as a trusted block or a TR-31 key block. This might be the result of tampering, corruption, or using a validation key that is different from the one use to generate the MAC.
8	2134 (856)	No valid PIN decimalization tables are present.
8	2135 (857)	The PIN decimalization table provided as input is not allowed to be used because it does not match any of the active tables stored on the coprocessor.
8	2137 (859)	There is an error involving the PIN decimalization table input data. No PIN tables have been changed.
8	2138 (85A)	At least one of the PIN decimalization tables requested to be activated is empty or already in the active state (not in the loaded state). No PIN tables have been activated.
8	2139 (85B)	At least one PIN decimalization table provided as input to be activated does not match the corresponding table that is loaded on the coprocessor. No PIN tables have been changed from the loaded state to the active state.
8	2141 (84D)	The key verification pattern for the key-encrypting key is not valid.
8	2142 (85E)	A key-usage field setting prevents operation.

Table 273. Reason codes for return code 8 (continued)

Return code, decimal	Reason code, decimal (hex)	Description
8	2143 (85F)	A key-management field setting prevents operation.
8	2145 (861)	An attempt to wrap a stronger key with a weaker key was disallowed.
8	2147 (863)	The key type to be generated is not valid.
8	2149 (865)	The key to be generated is stronger than the input material.
8	2151 (867)	At least one PIN decimalization table identifier provided as input is out of range or is a duplicate. No PIN tables have been changed.
8	2153 (869)	The input token is incompatible with the service (that is, clear key when encrypted key was expected).
8	2154 (86A)	At least one key token does not have the required key type for the specified function.
8	2158 (86E)	There is a mismatch between ECC key tokens of curve types, key lengths, or both. Curve types and key lengths must match.
8	2159 (86F)	A key-encrypting key is invalid.
8	2161 (871)	A wrap type, either requested or default, is in conflict with one or more input tokens.
8	2163 (873)	At least two of the key parts of a new operational or master key have identical parts and an error has been requested by the setting of an appropriate access control point.
8	2165 (875)	An RSA key token contains a private section that is not valid with this command.
8	2167 (877)	Invalid hash type in certificate.
8	2169 (879)	Invalid signature type in certificate.
8	2170 (87A)	Translation of text using an outbound key that has an effective key strength weaker than the effective strength of the inbound key is not allowed.
8	2174 (87E)	The provided data was not hexadecimal digits.
8	2175 (87F)	A weak PIN was presented. The PIN change has been rejected.
8	2177 (881)	The PAN presented to the PAN change verb was the same as the PAN in the encrypted PIN block. The change has been rejected.
8	2178 (882)	The PAN provided is inconsistent with a PAN incorporated in another piece of data.
8	2181 (885)	
8	2182 (886)	A keyword passed to the verb or a TR-31 Key Block header field indicated that a particular TR-31 Optional Block was required; this optional Block was not found in the TR-31 key block or the optional block has data that is invalid for the required purpose.
8	2183 (887)	There is an error in the weak PIN entry structure input header length. No entries have been changed.
8	2185 (889)	For at least one of the inputs, the weak PIN entry requested to be activated is not in the loaded state. No weak PIN entries have been activated.
8	2186 (88A)	For at least one of the inputs, the weak PIN entry requested to be activated did not match the weak PIN entry structure to be activated. No weak PIN entries have been activated.

Table 273. Reason codes for return code 8 (continued)

Return code, decimal	Reason code, decimal (hex)	Description
8	2187 (88B)	One or more of the weak PIN entry ID numbers in the input verb data was invalid, out of range, or a duplicate. No weak PIN entries have been changed.
8	2189 (88D)	There is an error in the weak PIN entry structure input type. No entries have been changed.
8	2190 (88E)	There is an error in the weak PIN entry structure input header version. No entries have been changed.
8	2191 (88F)	There is an error in the weak PIN entry structure input header count. No entries have been changed.
8	2193 (891)	The presented PIN is a duplicate of one already in the table. No entries have been changed.
8	2194 (892)	Invalid or out of range passphrase length.
8	2197 (895)	The presented PIN failed verification. No processing has been done.
8	2198 (896)	The presented CMAC failed verification. No processing has been done.
8	2199 (897)	A variable-length symmetric key-token (version X'05') contains invalid key-usage field data.
8	2201 (899)	A variable-length symmetric key-token (version X'05') contains invalid key-management field data.
8	2203 (89B)	RSA engine check-sum error.
8	2227 (8B3)	The triple-length key cannot be imported because the TR-31 key block does not include a CCA control vector.
8	2229 (8B5)	The type of the specified key is not valid because a diversified key-generating key must be used to derive this symmetric key type.
8	2231 (8B7)	There was a problem converting or formatting the PAN.
8	2232 (8B8)	There was a problem converting or formatting the cardholder name.
8	2233 (8B9)	There was a problem converting or formatting the track 1 data.
8	2235 (8BB)	There was a problem converting or formatting the track 2 data.
8	2237 (8BD)	Data presented for VFPE processing is not in VFPE enciphered.
8	2238 (8BE)	An incorrect PIN profile is specified.
8	2239 (8BF)	The check digit compliance indicator/keyword denotes compliant check digit but the input PAN does not have a compliant check digit.
8	2243 (8C3)	The key-derivation section is missing or the attributes in the key-derivation section do not match those in the output skeleton token.
8	2245 (8C5)	A randomly generated source key is required, but the pedigree of the source key indicates that the key is not randomly generated.
8	2246 (8C6)	A required tag-length-value (TLV) object is not present in the IBM Extended Associated Data (IEAD) section.
8	2247 (8C7)	Error in PSS signature salt length.

Table 273. Reason codes for return code 8 (continued)

Return code, decimal	Reason code, decimal (hex)	Description
8	2254 (8CE)	The SECURE LOG SRDI that is stored on the coprocessor is full, no auditable actions are allowed.
8	2261 (8D5)	Cannot adjust time twice within a 24 hour period.
8	2262 (8D6)	Last adjustment time was > 24 hours; however, the amount of time to be adjusted is > 1 second.
8	2401 (961)	Tried to enter compliance mode or change compliance state but not in correct starting mode.
8	2402 (962)	Tried to use a compliance-tagged key but domain is not in active compliance mode.
8	2403 (963)	This verb is not allowed to use compliance-tagged key tokens.
8	2405 (965)	This service of this verb is not allowed to use with compliance-tagged tokens.
8	2406 (966)	This service has been passed 1 or more tokens that are compliance-tagged and 1 or more tokens that are not compliance-tagged. All must match.
8	2407 (967)	This service has been asked to generate or derive a comp-tagged key, or to check a key token for compliance but the requested/given strength is too weak for the configured compliance mode.
8	2409 (969)	This service has been asked to generate or derive a comp-tagged key, or to check a key token for compliance, but the requested/given key type or usage is non-compliant.
8	2410 (96A)	This service has been asked to use or create a Key-Encrypting-Key (KEK) that has had the NOCV flag set in token flags. Since the flags are not part of the CV it is possible the flag was added on the host side. These types of KEKs are non-compliant.
8	2411 (96B)	The requested service is only available when the domain is configured in migration mode, and the domain is not in this mode now.
8	2413 (96D)	The service has been asked to use a comp-tagged KEK to wrap or unwrap an external token but the external token key type is non-compliant.
8	2414 (96E)	The service for comp-tag migration checking or migration tagging has been given a token type that is not currently supported.
8	2415 (96F)	The service to enter imprint or compliance mode cannot complete because card cannot support compliance mode.
8	2417 (971)	A token passed in identifies a KDF for a compliance mode that is not the current compliance mode.
8	2418 (972)	A token passed into KTR2 already has a comp-tag in CV.
8	2419 (973)	Failed to retrieve the compliance mode flags.
8	2421 (975)	A CCA service was requested without the COMPMODE keyword for a domain that is in imprint mode or a compliance mode that requires the COMPMODE keyword.
8	2422 (976)	A CCA service was passed the COMPMODE keyword but the domain is not in imprint mode or a compliance mode.
8	2423 (977)	Cannot change default imprint mode role (INITADDM) while in imprint mode.
8	2425 (979)	INIT-AC inactive and activate COMPMODE keywords were different

Table 273. Reason codes for return code 8 (continued)

Return code, decimal	Reason code, decimal (hex)	Description
8	2426 (97A)	Action is restricted because domain is in imprint mode. For example the default domain-scope profile cannot update DFLTxxxx or its own role. Also, the CSNBMKP and CSNDPIM verbs cannot be used in imprint mode.
8	2427 (97B)	A compliance-tagged token was passed to the HSM while the HSM was in Migration Mode. Compliance-tag token services are not available in migration mode.
8	2429 (97D)	A CCA service was requested that, because of the compliance state of the domain, requires a signed command from a TKE. However, the request was not received in this format.
8	2430 (97E)	A CCA service has been passed a key part to be either the first key part or to be combined with previously passed key parts for either the Master Key or an operational key that is being built from parts. The key part passed may be long enough but is not valid because it matches (bit for bit) one of the known weak key patterns (such as all 0x00 bytes) for that key algorithm.
8	2431 (97F)	A CCA service has been passed an external token with the COMP-TAG marker or bit set. This is bit 58 in the Control Vector (CV) for DES tokens.
8	2433 (981)	The attempted operation must be performed as a dual-control operation when the target domain is in compliance or imprint mode
8	2434 (982)	The ACP list associated with the role-to-load violates the PCI-HSM complimentary ACP restrictions.
8	2435 (983)	The ACP quorum rules are not satisfied.
8	2437 (985)	Provided PIN block formats do not match in compliance mode.
8	2438 (986)	An attempt was made to update DFLTxxxx role with one or more ACPs from the complimentary ACP list while in imprint- or compliance-mode.
8	2439 (987)	An attempt to load DFLTxxxx from a card-scope domain when 'xxxx' is a domain-scope domain.
8	2849 (B21)	A verb data keyword specifies a keyword that is not valid.
8	2850 (B22)	A verb data keyword combination is not valid.
8	2851 (B23)	The verb data length value is not valid.
8	2945 (B81)	A required verb data keyword is not found.
8	2946 (B82)	Initialization vector length is too small, or text length exceeds maximum.
8	2947 (B83)	The computed authentication tag does not match the data identified by the key_parms parameter.
8	3001 (BB9)	The RSA-OAEP block contains a PIN block and the verb did not request PINBLOCK processing.
8	3002 (BBA)	Specific to IBM Z - UDX already authorized.
8	3005 (BBB)	Specific to IBM Z - UDX not in UDX Authorization Table (UAT).
8	3006 (BBE)	Specific to IBM Z - UDX not authorized.
8	3007 (BBF)	Specific to IBM Z - Failed to obtain semaphore that guards the UAT.
8	3009 (BC1)	Specific to IBM Z - UDX Password hash mismatch.

Table 273. Reason codes for return code 8 (continued)		
Return code, decimal	Reason code, decimal (hex)	Description
8	3013 (BC5)	The longitudinal redundancy check (LRC) checksum in the AES key-token does not match the LRC checksum of the clear key.
8	3047 (BE7)	Use of clear key provided is not allowed. A secure key is required.
8	6000 (1770)	The specified device is already allocated.
8	6001 (1771)	No device is allocated.
8	6002 (1772)	The specified device does not exist.
8	6003 (1773)	The specified device is an improper type.
8	6013 (177D)	The length of the cryptographic resource name is not valid.
8	6014 (177E)	The cryptographic resource name is not valid or does not refer to a coprocessor that is available in the system.
8	6015 (177F)	An ECC curve type is invalid or its usage is inconsistent.
8	6017 (1781)	Curve size p is invalid or its usage is inconsistent.
8	6018 (1782)	Error returned from CLIC module.
8	6019 (1783)	Domain already allocated.
8	6021 (1785)	No domain has been allocated.
8	6022 (1786)	A group does not exist.
8	6023 (1787)	User does not belong to required group.
8	10028 (272C)	Specific to IBM Z - Invalid control vector in key token supplied.
8	10036 (2734)	Specific to IBM Z - Invalid control vectors (L-R) in key token supplied.
8	10044 (273C)	Specific to IBM Z - The <i>key_type</i> parameter and the CV key type for the supplied key token do not match.
8	10056 (2748)	Specific to IBM Z - The <i>key_type</i> parameter contains TOKEN, which is invalid for the requested operation.
8	10124 (278C)	Specific to IBM Z - The key id cannot be exported because of prohibit export restriction in the token supplied.
8	10128 (2790)	Specific to IBM Z - The NOCV-KEK or CV-KEK <i>rule_array</i> keyword does not apply in this case. Check other keywords passed.
8	10129 (2791)	Specific to IBM Z - The NOCV-KEK importer key or transport key is not allowed in the Remote Key Export operation requested.

Reason codes that accompany return code 12

Reason codes that accompany return code 12

The codes are listed in [Table 274 on page 993](#).

Table 274. Reason codes for return code 12

Return code, decimal	Reason code, decimal (hex)	Description
12	097 (061)	File space in key storage is insufficient to complete the operation.
12	196 (0C4)	The device driver, the security server, or the directory server is not installed or is not active. File permissions are not valid for your application.
12	197 (0C5)	There is a key-storage file I/O error or the file is not found.
12	206 (0CE)	The key-storage file is not valid or the master-key verification failed. There is an unlikely, but possible, synchronization problem with the Master Key Process verb.
12	207 (0CF)	The verification method flags in the profile are not valid.
12	319 (13F)	Passed to the CVV Verify or CVV Generate verb, the Verb Unique data corresponds to a PAN length of 19, but the overall length is wrong. This indicates that the host code is out of date.
12	324 (144)	There is insufficient memory available to process your request, either memory in the host computer or memory inside the coprocessor including the flash EPROM used to store keys, profiles, and other application data.
12	338 (152)	This cryptographic hardware device driver is not installed or is not responding, or the CCA code is not loaded in the coprocessor.
12	764 (2FC)	The master keys are not loaded and, therefore, a key cannot be recovered or enciphered.
12	768 (300)	One or more paths for key-storage directory operations are improperly specified.
12	769 (301)	An internal error has occurred with the parameters to a cryptographic algorithm.
12	2007 (7D7)	The change type in the Pending Change Buffer is not recognized.
12	2015 (7DF)	The domain stored in the domain mask does not match what was included as the domain in the CPRB.
12	2017 (7E1)	The operation is attempting to call 'SET' for a master key, but has passed an invalid Master Key Verification Pattern.
12	2021 (7E5)	The card is disabled in the TKE path.
12	2037 (7F5)	Invalid domain specified.
12	2043 (7FB)	In the course of TKE communication through the host library to an adapter, a particular requested OA certificate was not found. A small number of these errors are typical when communication with a TKE is initiated.
12	2045 (7FD)	The CCA software is unable to claim a semaphore. The system might be short of resources.
12	2046 (7FE)	The CCA software is unable to list all the keys. The limit of 500,000 keys might have been reached.
12	2049 (801)	An error occurred while unlocking a semaphore in order to release the exclusive control of that semaphore.
12	2073 (819)	TKE command received when TKE disabled.
12	2074 (81A)	Invalid version found in Connectivity Programming Request/Reply Block (CPRB).
12	2101 (835)	Invalid AES flags in the function control vector (FCV).

Table 274. Reason codes for return code 12 (continued)

Return code, decimal	Reason code, decimal (hex)	Description
12	2117 (845)	Thread specific CLiC objects are not in proper state.
12	2155 (86B)	The length of the fully qualified dataset name exceeds the maximum size that the verb can process.
12	2225 (8B1)	An internal outbound authentication manager error occurred, or the OA manager is disabled.
12	3046 (BE6)	The wrong usage was attempted in an operation with a retained key.
12	2242 (8C2)	The reply message block is too long for the host buffer.

Reason codes that accompany return code 16

Reason codes that accompany return code 16.

These codes are listed in [Table 275 on page 994](#).

Table 275. Reason codes for return code 16

Return code, decimal	Reason code, decimal (hex)	Description
16	099 (063)	An unrecoverable error occurred in the security server; contact the IBM support center.
16	336 (150)	An error occurred in a cryptographic hardware or software component.
16	337 (151)	A device software error occurred.
16	339 (153)	A system error occurred in the interprocess communication routine.
16	444 (1BC)	The verb-unique-data has an invalid length.
16	556 (22C)	The request parameter block failed consistency checking.
16	708 (2C4)	The cryptographic engine is returning inconsistent data.
16	709 (2C5)	Cryptographic engine internal error. Could not access the master-key data.
16	710 (2C6)	An unrecoverable error occurred while attempting to update master-key data items.
16	712 (2C8)	An unexpected error occurred in the master-key manager.
16	800 (320)	A problem occurred in internal SHA operation processing.
16	2022 (7E6)	TKE-related internal file open error.
16	2047 (7FF)	Unable to transfer request data from host to coprocessor.
16	2057 (809)	Internal error: memory allocation failure.
16	2058 (80A)	Internal error: unexpected return code from OAEP routines.
16	2059 (80B)	Internal error: OAEP SHA-1 request failure.
16	2061 (80D)	Internal error in Symmetric Key Import, OAEP-decode: enciphered message too long.
16	2063 (80F)	The reply message too long for the requestor's command reply buffer.

Table 275. Reason codes for return code 16 (continued)

Return code, decimal	Reason code, decimal (hex)	Description
16	2107 (83B)	Internal files failed verification check when loading from encrypted storage.
16	2150 (866)	An error occurred while attempting to open or save the DECTABLE SRDI that is stored on the coprocessor.
16	2195 (893)	An error occurred reading the weak PIN file stored on the coprocessor.

Chapter 20. Key token formats

The key token formats can be useful for debugging purposes.

This information unit provides the formats for:

- [“AES internal fixed-length key token” on page 998](#)
- [“DES internal key token” on page 1000](#)
- [“DES external key token” on page 1003](#)
- [“External RKX DES key tokens” on page 1004](#)
- [“Null key tokens” on page 998](#)
- [“RSA public key token” on page 1112](#)
- [“RSA private key token ” on page 1113](#)
- [“ECC key token” on page 1139](#)
- [“PKA key tokens” on page 1102](#)
- [“HMAC key token” on page 1153](#)
- [“Variable-length symmetric key tokens” on page 1005](#)
- [“TR-31 key block header and optional block data ” on page 1157](#)
- [“Trusted blocks” on page 1170](#)

Master-key verification pattern

A master-key verification pattern (MKVP) exists within an internal AES, HMAC, or DES key-token that has an encrypted key present. An MKVP also exists within an internal PKA key-token that has an encrypted RSA or ECC private-key present or within an active internal CCA trusted block. See [“AES internal fixed-length key-token flag byte” on page 1000](#). An MKVP permits the cryptographic engine to detect whether the key within the token is enciphered by an available master key. Different internal key-verification-pattern approaches are employed depending on the version of the key token and, for DES key tokens, the value of the symmetric master key. See [“Master-key verification algorithms” on page 1233](#).

An IBM cryptographic coprocessor does not permit the introduction of a new master-key value that has the same verification value as either the current master-key or as the old master-key.

Token validation value and record-validation value

CCA uses the *token validation value (TVV)* to verify that a token is valid.

When a CCA verb generates a key token, it generates a TVV and stores the TVV in bytes 60-63 of the key token. When an application program passes a key token to a verb, CCA checks the TVV. To generate the TVV, CCA performs a twos complement ADD operation (ignoring carries and overflow) on the key token, operating on four bytes at a time, starting with bytes 0-3 and ending with bytes 56-59.

The token-validation value (TVV) is a checksum that helps ensure that an application-program provided fixed-length AES or DES key-token is valid. A TVV is the sum (two’s complement ADD), ignoring carries and overflow, of the key token by operating on 4 bytes at a time, starting with bytes 0 – 3 and ending with bytes 56 – 59. The 4-byte strings are treated as big-endian binary numbers with the high-order byte stored in the lower address. Fixed-length AES and DES key-token bytes 60 – 63 contain the TVV. When an application program supplies a fixed-length AES or DES key-token, the CCA node checks the TVV. When a CCA verb builds a fixed-length AES or DES key-token, it calculates and stores a TVV in the key token.

The record-validation value (RVV) used in AES, DES, and PKA key-storage records is calculated in the same manner as the AES or DES TVV, except that for PKA the last bytes added are always treated as a 4-

byte integer. The RVV is the sum of each sequential 4-byte value in the record, except for the four bytes where the RVV itself is stored.

Null key tokens

With some CCA verbs, a null key-token can be used instead of an internal or an external key-token. A verb generally accepts a null key token as a signal to use a key token with default values. A null key token always has a value of X'00' as its first byte.

Null AES key-token

A null AES key-token consists of 64 bytes of X'00'.

Null DES key-token

A null DES key-token is indicated by the value X'00' at offset zero in a key token, a key-token record in key storage, a key-token variable, or a key-identifier variable. The (DES) Key Import verb accepts input with offset zero valued to X'00'. In this special case, the verb treats information starting at offset 16 as an enciphered, single-length key. In a very limited sense, this special case can be considered a null DES key-token.

Table 276 on page 998 shows the format for a DES null key token.

<i>Table 276. DES null key token format</i>	
Bytes	Description
0	X'00' (flag indicating this is a null key token).
1 - 15	Reserved (set to binary zeros).
16 - 23	Single-length encrypted key, left half of double-length encrypted key, or Part A of triple-length encrypted key.
24 - 31	X'0000000000000000' if a single-length encrypted key, the right half of double-length encrypted key, or Part B of triple-length encrypted key.
32 - 39	X'0000000000000000' if a single-length encrypted key or double-length encrypted key.
40 - 47	Reserved (set to binary zeros).
48 - 55	Part C of a triple-length encrypted key.
56 - 63	Reserved (set to binary zeros).

Null PKA key-token

PKA key-storage uses an 8-byte structure, shown in [Table 308 on page 1117](#), to represent a null PKA key token. The PKA Key Record Read verb returns this structure if a key record with a null PKA key-token is read. When examining PKA key-storage, expect key records without a key token containing specific key values to be represented by a null PKA key-token. In the case of key-storage records, the record length (offset 2 and 3) can be greater than 8.

Fixed-length symmetric key tokens

CCA supports fixed-length symmetric key-tokens.

AES internal fixed-length key token

The format for an AES internal fixed-length key token.

[Table 277 on page 999](#) shows the format for an AES internal fixed-length key token.

CCA AES fixed-length key-token data structures are 64 bytes in length, and are made up of an internal key-token identifier and a token version number, reserved fields, a flag byte containing various flag bits, and a token-validation value.

Depending on the flag byte, the key token either contains an encrypted key, a clear key, or the key is absent. An encrypted key is encrypted under an AES master key identified by a master-key verification pattern (MKVP) in the key token. The key token contains a two-byte integer that specifies the length of the clear-key value in bits, valued to 0, 128, 192, or 256, and a two-byte integer that specifies the length of the encrypted-key value in bytes, valued to 0 or 32. An LRC checksum byte of the clear-key value is also in the key token.

All AES keys contained in fixed-length key tokens are DATA keys. If the flag byte indicates a control vector (CV) is present, it must be all binary zeros. An all-zero CV represents the CV value of an AES DATA key. If a key is present without a control vector in a key token, that is accepted and the key is interpreted as an AES DATA key. The AES internal fixed-length key-token, version X'04', is the structure used to hold AES keys that are either encrypted with the AES master-key, or in cleartext format.

For an AES symmetric variable-length key token, see [“AES CIPHER variable-length symmetric key token”](#) on page 1023.

Bytes	Description
0	X'01' (flag indicating this is an internal key token)
1 - 3	Implementation-dependent bytes, must be X'000000'.
4	Key token version number, X'04'
5	Reserved (X'00')
6	Flag byte. See “AES internal fixed-length key-token flag byte” on page 1000.
7	Longitudinal redundancy check (LRC) checksum of clear-key value (LRC is the XOR of each byte in the clear-key value).
8 - 15	Master key verification pattern (MKVP) Contains the master-key verification pattern of the AES master-key used to encrypt the key contained in the token, or binary zeros if the token does not contain a key or the key is in the clear. The MKVP is calculated as the leftmost eight bytes of the SHA-256 hash of the string formed by prepending the byte X'01' to the cleartext master-key value.
16 - 47	Key value, if present. Contains either: <ul style="list-style-type: none"> • A 256-bit encrypted-key value. The clear key value is padded on the right with binary zeros, and the entire 256-bit value is encrypted under the AES master-key using AES CBC mode with an initialization vector of binary zeros. • A 128-bit, 192-bit, or 256-bit clear-key value left-aligned and padded on the right with binary zeros for the entire 256-bit field.
48 - 55	Control Vector (CV) This value must be binary zeros for all AES key tokens that have a control vector present.
56 - 57	Clear-key bit length An integer specifying the length in bits of the clear-key value. If no key is present in a completed token, this length is zero. In a skeleton token, this is the length of the key to be created in the token when used as input to the Key Generate verb.

<i>Table 277. AES Internal fixed-length key token format, version X'04' (continued)</i>	
Bytes	Description
58 - 59	Encrypted-key byte length An integer specifying the length in bytes of the encrypted-key value. This value is zero if the token does not contain a key or the key is in the clear.
60 - 63	Token validation value (TVV).

AES internal fixed-length key-token flag byte

The format for an AES internal fixed-length key token flag byte.

Table 278 on page 1000 shows the format for an AES internal fixed-length key token flag byte.

<i>Table 278. AES internal fixed-length key-token flag byte</i>	
Bits (MSB...LSB) ¹	Description
1xxx xxxx	Key is encrypted under the AES master-key (ignored if no key present).
0xxx xxxx	Key is in the clear (ignored if no key present).
x1xx xxxx	Control vector (CV) is present.
x0xx xxxx	Control vector (CV) is not present.
xx1x xxxx	No key and no MKVP present.
xx0x xxxx	Encrypted or clear key present, MKVP present if key is encrypted.
Note: All undefined bits are reserved and must be 0.	

DES internal key token

The format for a DES internal key token. DES key tokens are almost always in a fixed-length token, except for a DESUSECV key type in a variable-length symmetric key token.

Fixed-length DES key tokens are 64 bytes and consist of a DES-enciphered key, a control vector, various flag bits, a token identifier and version number, reserved fields, and a token-validation value. An internal key-token also includes a master-key verification pattern or master-key version number, depending on the key-token version number.

If an internal fixed-length DES key-token has a key present, it contains a key multiply-enciphered by a DES master key. If an external fixed-length DES key-token has a key present, it contains a key multiply-enciphered by a key-encrypting key.

Version X'00' tokens are single-length, double-length, and triple-length keys for all key types. DATA key tokens with zero control vectors are version X'00' for single-length keys and version X'01' for doublelength and triple-length keys.

Table 279 on page 1000 shows the format for a DES internal key token.

<i>Table 279. DES internal key token format</i>	
Bytes	Description
0	X'01' (flag indicating this is an internal key token)
1 - 3	Implementation-dependent bytes (X'000000' for ICSF)
4	Key token version number (X'00' or X'01')
5	Reserved (X'00')

Table 279. DES internal key token format (continued)

Bytes	Description
6	<p>Flag byte 1</p> <p>Bit Meaning When Set On</p> <p>0 Encrypted key and master key verification pattern (MKVP) are present.</p> <p>1 Control vector (CV) value in this token has been applied to the key.</p> <p>2 Key is used for no control vector (NOCV) processing. Valid for transport keys only.</p> <p>3 Key is an ANSI key-encrypting key (AKEK).</p> <p>4 AKEK is a double-length key (16 bytes). Note: When bit 3 is on and bit 4 is off, AKEK is a single-length key (eight bytes).</p> <p>5 AKEK is partially notarized.</p> <p>6 Key is an ANSI partial key.</p> <p>7 Export prohibited.</p>
7	<p>Flag byte 2</p> <p>Bit Meaning When Set On</p> <p>0-2</p> <p>B'000' The encrypted key, if present, is wrapped using the legacy (WRAP-ECB) method.</p> <p>B'001' The encrypted key is wrapped using the enhanced WRAP-ENH) method.</p> <p>B'010' The encrypted key is wrapped using the enhanced method and SHA-256 (WRAPENH2). Requires CV bit ENH-ONLY to be enabled. Only valid with version X'00' tokens.</p> <p>All other bit combinations are reserved and undefined and must be zero.</p>

Table 279. DES internal key token format (continued)	
Bytes	Description
8 - 15	<p>When the compliant-tag bit is off (bit 58 in the CV): Master Key Verification Pattern (MKVP). When the compliant-tag bit is on (bit 58 in the CV):</p> <p>Offset Length Description</p> <p>0 5 Truncated MKVP.</p> <p>5 2 Reserved.</p> <p>7 1 Key Derivation Function (KDF).</p> <p>When KDF is X'01', the token is not considered compliant-tagged. Throughout the publications, they are referred to as DES KDF 01 tokens. Only key tokens with a KDF higher than X'01' are referred to as compliant-tagged.</p>
16 - 23	A single-length key, the left half of a double-length key, or Part A of a triple-length key. The value is encrypted under the master key.
24 - 31	X'0000000000000000' if a single-length key, the right half of a double-length operational key, or Part B of a triple-length operational key. The right half of the double-length key or Part B of the triple-length key is encrypted under the master key when flag bit 0 is on. Otherwise, it is in the clear.
32 - 39	The control vector (CV) for a single-length key or the left half of the control vector for a double-length key.
40 - 47	X'0000000000000000' if a single-length key or the right half of the control vector for a double-length operational key.
48 - 55	X'0000000000000000' if a single-length key or double-length key, or Part C of a triple-length operational key. Part C of a triple-length key is encrypted under the master key when flag bit 0 is on. Otherwise, it is in the clear.
56 - 58	Reserved (X'000000')
59	<p>Key length for zero CV DATA keys:</p> <p>Value Description</p> <p>B'00000000' Single-length key (version 0 only).</p> <p>B'00010000' Double-length key (version 1 only).</p> <p>B'00100000' Triple-length key (version 1 only).</p> <p>All other values are reserved and undefined.</p>
60 - 63	Token validation value (TVV).

Note: AKEKs are not supported by this version of CCA. Key tokens from other CCA systems, however, could have the AKEK flag bits set in a key token.

DES external key token

The format for a DES external key token. DES key tokens are almost always in a fixed-length token, except for a DESUSECV key type in a variable-length symmetric key token.

Table 280 on page 1003 shows the format for a DES external key token.

<i>Table 280. DES external key token format</i>	
Bytes	Description
0	X'02' (flag indicating an external key token)
1	Reserved (X'00')
2 - 3	Implementation-dependent bytes (X'0000' for CCA)
4	Key token version number (X'00' or X'01')
5	Reserved (X'00')
6	<p>Flag byte</p> <p>Bit</p> <p>Meaning When Set On</p> <p>0 Encrypted key is present.</p> <p>1 Control vector (CV) value has been applied to the key.</p> <p>Other bits are reserved and are binary zeros.</p>
7	<p>Flag byte</p> <p>Bit</p> <p>Meaning When Set On</p> <p>0-2 Key value encryption method.</p> <ul style="list-style-type: none"> • 000 - The key is encrypted by using the original CCA method (ECB). • 001 - The encrypted key is wrapped using the enhanced method and SHA-1 (WRAP-ENH). • 010 - The encrypted key is wrapped using the enhanced method and SHA-256 (WRAPENH2). Requires CV bit ENH-ONLY to be enabled. Only valid with version X'00' tokens. <p>These bits are ignored if the token contains no key or a clear key.</p> <p>3-7 Reserved.</p>
8 - 15	Reserved (X'0000000000000000')
16 - 23	Single-length key or left half of a double-length key, or Part A of a triple-length key. The value is encrypted under a transport key.
24 - 31	X'0000000000000000' if a single-length key or right half of a double-length key, or Part B of a triple-length key. The right half of a double-length key or Part B of a triple-length key is encrypted under a transport (key-encrypting key) for export or import.
32 - 39	Control vector (CV) for single-length key or left half of CV for double-length key
40 - 47	X'0000000000000000' if single-length key or right half of CV for double-length key

Table 280. DES external key token format (continued)	
Bytes	Description
48 - 55	X'0000000000000000' if a single-length key, double-length key, or Part C of a triple-length key. This key part is encrypted under a transport key-encrypting key when flag bit 0 is on. Otherwise, it is in the clear.
56 - 58	Reserved (X'000000')
59	Key length for zero CV DATA keys. Value Description B'00000000' Single-length key (version 0 only). B'00010000' Double-length key (version 1 only). B'00100000' Triple-length key (version 1 only). All other values are reserved and undefined.
60 - 63	Token validation value (see “Token validation value and record-validation value” on page 997 for a description).

External RKX DES key tokens

The Remote Key Export (CSNDRKX) verb and DES key-storage verbs use a special RKX key token.

Table 281 on page 1004 defines an external fixed-length DES key-token called an *RKX key-token*. An RKX key-token is a special token used exclusively by the Remote Key Export (CSNDRKX) verb and DES key-storage verbs (for example, DES Key Record Write). No other verbs use or reference an RKX key-token or key-token record. For additional information about the usage of RKX key tokens, see “Remote key loading” on page 69. Verbs other than Remote Key Export and the DES key-storage do not support RKX key tokens or RKX key token records.

As can be seen in the table, RKX key tokens are 64 bytes in length, have a token identifier flag (X'02'), a token version number (X'10'), and room for encrypted keys, same as normal fixed-length DES key tokens. Unlike normal fixed-length DES key tokens, RKX key tokens do not have a control vector, flag bits, and a token-validation value. In addition, RKX key tokens have a confounder value, a MAC value, and room for a third encrypted key.

Table 281. External RKX DES key-token format, version X'10'		
Offset	Length	Description
00	1	X'02' (a token identifier flag that indicates an external key-token)
01	3	Reserved, binary zero
04	1	Token version number (X'10')
05	2	Reserved, binary zero
07	1	Key length in bytes, including confounder
08	8	Confounder
16	8	Key left
24	8	Key middle (binary zero if not used)
32	8	Key right (binary zero if not used)

Table 281. External RKX DES key-token format, version X'10' (continued)		
Offset	Length	Description
40	8	<p>Rule ID</p> <p>The trusted block rule identifier used to create this key token. A subsequent call to Remote Key Export (CSNDRKX) can use this token with a trusted block rule that references the rule ID that was used to create this token. The trusted block rule can be compared with this rule ID for verification purposes.</p> <p>The Rule ID is an 8-byte string of ASCII characters, left-aligned and padded on the right with space characters. Acceptable characters are A...Z, a...z, 0...9, - (X'2D'), and _ (X'5F'). All other characters are reserved for future use.</p>
48	8	Reserved, binary zero
56	8	<p>MAC value</p> <p>ISO 16609 CBC-mode Triple-DES MAC, computed over the 56 bytes starting at offset 0 and including the encrypted key value and the rule ID using the same MAC key that is used to protect the trusted block itself.</p> <p>This MAC value guarantees that the key and the rule ID cannot be modified without detection, providing integrity and binding the rule ID to the key itself. This MAC value must verify with the same trusted block used to create the key, thus binding the key structure to that specific trusted block.</p>

Note:

1. A fixed, randomly derived variant is exclusive-ORed with the MAC key before it is used to encipher the generated or exported key and confounder.
2. The MAC key is located within a trusted block (internal format) and can be recovered by decipherment under a variant of the PKA master key.
3. The trusted block is originally created in external form by the Trusted Block Create verb, and then converted to internal form by the PKA Key Import verb prior to the Remote Key Export call.

Variable-length symmetric key tokens

CCA supports a variable-length symmetric key-token. This key token has a version number of X'05' (offset 4). Use the Key Token Build2 (CSNBKT2) verb to build skeleton variable-length symmetric key tokens used as input by the Key Generate2 (CSNBKGN2) or Key Part Import2 (CSNBKPI2) verbs, which return these key tokens with encrypted keys in the key-token payload.

Table 282 on page 1006 shows the general format of the token version number X'05' key token.

Table 283 on page 1024 shows the format of the CIPHER variable-length symmetric key-token that can be used with the AES algorithm. An AES CIPHER key-token is used by the Symmetric_Algorithm_Decipher (CSNBSAD) and Symmetric_Algorithm_Encipher (CSNBSAE) verbs to decipher or encipher data with the AES algorithm.

Table 284 on page 1034 shows the format of the MAC variable-length symmetric key-token that can be used with the AES algorithm.

Table 285 on page 1045 shows the format of the MAC variable-length symmetric key-token that can be used with the HMAC algorithm. An HMAC MAC key-token is used by the HMAC_Generate (CSNBHMG) and HMAC_Verify (CSNBHVM) verbs to generate or verify keyed hash message authentication codes.

Table 286 on page 1056 shows the format of the EXPORTER and IMPORTER variable-length symmetric key tokens that can be used with the AES algorithm. An EXPORTER operational key-token is used by the Symmetric_Key_Export (CSNDSYX) verb to export an internal AES or HMAC variable-length symmetric key-token into an external variable-length symmetric key-token, either into an AESKW or PKOAE2

Key token formats

wrapped payload. An IMPORTER operational key-token is used by the Symmetric_Key_Import2 (CSNDSYI2) verb to import an external AES or HMAC variable-length symmetric key-token, containing either an AESKW or PKOAE2 wrapped payload, into an internal variable-length symmetric key-token.

Table 287 on page 1068 shows the format of the PINPROT, PINCALC, and PINPRW variable-length symmetric key tokens that can be used with the AES algorithm.

Table 288 on page 1079 shows the format of the DESUSECV variable-length symmetric key tokens that can be used with the AES algorithm.

“AES DKYGENKY variable-length symmetric key token” on page 1084 shows the format of the DKYGENKY variable-length symmetric key tokens that can be used with the AES algorithm.

Table 290 on page 1095 shows the format of the SECMSG variable-length symmetric key tokens that can be used with the AES algorithm.

General format of a variable-length symmetric key-token

View a table showing the general format of a variable-length symmetric key-token.

Offset (bytes)	Length (bytes)	Description
Header		
000	01	Token identifier: Value Meaning X'00' Null key-token. X'01' Internal key-token (encrypted key is wrapped with the master key, the key is clear, or there is no payload). X'02' External key-token (encrypted payload is wrapped with a transport key, the payload is clear, or there is no payload). A transport key can be a key-encrypting key or an RSA public-key. All unused values are reserved and undefined.
001	01	Reserved, binary zero.

Table 282. General format of a variable-length symmetric key-token, version X'05' (continued)		
Offset (bytes)	Length (bytes)	Description
002	02	<p>Length in bytes of the overall token structure. For a null key-token, the value is 8. Otherwise, the length is calculated as:</p> $46 + (2 * kuf) + (2 * kmf) + kl + iead + uad + tlvs + ((pl + 7) / 8)$ <p>Value Meaning</p> <p>kuf See key usage fields count at offset 44.</p> <p>kmf See key management fields count at offset 45 + (2 * kuf).</p> <p>kl See key label length at offset 46 + (2 * kuf) + (2 * kmf).</p> <p>iead See IBM extended associated data length at offset 46 + (2 * kuf) + (2 * kmf) + kl.</p> <p>uad See user associated data length at offset 46 + (2 * kuf) + (2 * kmf) + kl + iead.</p> <p>tlvs This value is currently 0. Tag-length-value data is defined for future use.</p> <p>pl See payload length in bits at offset 38.</p>
004	01	<p>Token version number (identifies the format of this key token):</p> <p>Value Meaning</p> <p>X'05' Version 5 format of the key token (variable-length symmetric key-token)</p>
005	03	Reserved, binary zero.
End of header		
Wrapping information section (all data related to wrapping the key)		

Table 282. General format of a variable-length symmetric key-token, version X'05' (continued)

Offset (bytes)	Length (bytes)	Description
008	01	<p>Key material state:</p> <p>Value Meaning</p> <p>X'00' No key is present. This is called a skeleton key-token. The key token is external or internal.</p> <p>X'01' Key is clear. Only valid with AES CIPHER or HMAC MAC. The key token is external or internal.</p> <p>X'02' Key is wrapped with a transport key. When the encrypted section key-wrapping method is AESKW (value at offset 26 is X'02'), the transport key is an AES key-encrypting key. When it is PKOAE2 (value at offset 26 is X'03'), the transport key is an RSA public-key. The key token is external.</p> <p>X'03' Key is wrapped with the AES master-key. The encrypted section key-wrapping method is AESKW. The key token is internal.</p> <p>All unused values are reserved and undefined.</p>
009	01	<p>Key verification pattern (KVP) type:</p> <p>Value Meaning</p> <p>X'00' No KVP (no key present, key is clear, or key is wrapped with an RSA public-key). The key token is external or internal.</p> <p>X'01' AESMK (8 leftmost bytes of SHA-256 hash: X'01 clear AES MK). The key token is internal.</p> <p>X'02' Key-encrypting key (8 leftmost bytes of SHA-256 hash: X'01 clear KEK). The key token is external.</p> <p>X'03' Truncated AES master key verification pattern with compliance information.</p> <p>All unused values are reserved and undefined.</p>

Table 282. General format of a variable-length symmetric key-token, version X'05' (continued)

Offset (bytes)	Length (bytes)	Description
010	16	<p>This field has different meanings for compliant-tagged and non-compliant tagged key tokens.</p> <p>1. Non-compliant tagged key tokens: KVP of the key used to wrap the payload (value depends on value of key material state, that is, the value at offset 8):</p> <p>Value at offset 8 Value of KVP</p> <p>X'00' The key-material state is no key present. The field should be filled with binary zeros. The key token is external or internal.</p> <p>X'01' The key-material state is key is clear. The field should be filled with binary zeros. The key token is external or internal.</p> <p>X'02' The key material state is the key is wrapped with a transport key. The value of the KVP depends on the value of the encrypted section key-wrapping method:</p> <ul style="list-style-type: none"> • When the key-wrapping method is AESKW (value at offset 26 is X'02'), the field contains the KVP of the key-encrypting key used to wrap the key. The 8-byte KEK KVP is left-aligned in the field and padded on the right low-order bytes with binary zeros. • When the key-wrapping method is PKOAEP2 (value at offset 26 is X'03'), the value should be filled with binary zeros. The encoded message, which contains the key, is wrapped with an RSA public-key. <p>The key token is external.</p> <p>X'03' The key-material state is the key is wrapped with the AES master-key. The field contains the MKVP of the AES master-key used to wrap the key. The 8-byte MKVP is left-aligned in the field and padded on the right low-order bytes with binary zeros. The key token is internal.</p> <p>2. Compliant -tagged key tokens: 5 bytes of the AES MKVP followed by 3 bytes of internal compliance information.</p> <p>Values are left justified.</p>

Table 282. General format of a variable-length symmetric key-token, version X'05' (continued)		
Offset (bytes)	Length (bytes)	Description
026	01	<p>Encrypted section key-wrapping method (indicates the key-wrapping method used to protect the data in the encrypted section):</p> <p>Value Meaning</p> <p>X'00' No key-wrapping method (no key present or key is clear). The key token is external or internal.</p> <p>X'02' AESKW (ANS X9.102). The key token is external with a key wrapped by an AES key-encrypting key, or the key token is internal with a key wrapped by the AES master-key.</p> <p>X'03' PKOAE2. Message <i>M</i>, which contains the key, is encoded using the RSAES-OAEP scheme of the RSA PKCS #1 v2.1 standard. The encoded message (<i>EM</i>) is produced using the given hash algorithm by encoding message <i>M</i> using the Bellare and Rogaway Optimal Asymmetric Encryption Padding (OAEP) method for encoding messages. For PKOAE2, <i>M</i> is defined as follows:</p> $M = [32 \text{ bytes: } hAD] \parallel [2 \text{ bytes: bit length of the clear key}] \parallel [\text{clear key}]$ <p>where <i>hAD</i> is the message digest of the associated data, and is calculated using the SHA-256 algorithm on the data starting at offset 30 for the length in bytes of all the associated data for the key token (length value at offset 32).</p> <p><i>EM</i> is wrapped with an RSA public-key. The key token is external.</p> <p>All unused values are reserved and undefined.</p>

Table 282. General format of a variable-length symmetric key-token, version X'05' (continued)

Offset (bytes)	Length (bytes)	Description
027	01	<p>Hash algorithm used for wrapping key or encoding message. Meaning depends on whether the encrypted section key-wrapping method (value at offset 26) is no key-wrapping method, AESKW, or PKOAE2:</p> <p>No key-wrapping method (value at offset 26 is X'00')</p> <p>Hash algorithm used for wrapping key when encrypted section key-wrapping method is no key-wrapping method:</p> <p>Value Meaning</p> <p>X'00' No hash (no key present or key is clear).</p> <p>All unused values are reserved and undefined. The key token is external or internal.</p> <p>AESKW key-wrapping method (value at offset 26 is X'02')</p> <p>Hash algorithm used for wrapping key when encrypted section key-wrapping method is AESKW. The value indicates the algorithm used to calculate the message digest of the associated data. The message digest is included in the wrapped payload and is calculated starting at offset 30 for the length in bytes of all the associated data for the key token (length value at offset 32).</p> <p>Value Meaning</p> <p>X'01' SHA-224 (not used)</p> <p>X'02' SHA-256</p> <p>X'04' SHA-384 (defined for future use)</p> <p>X'08' SHA-512 (defined for future use)</p> <p>All unused values are reserved and undefined. The key token is external or internal.</p> <p>PKOAE2 key-wrapping method (value at offset 26 is X'03')</p> <p>Hash algorithm used for encoding message when encrypted section key-wrapping method is PKOAE2. The value indicates the given hash algorithm used for encoding message <i>M</i> using the RSAES-OAEP scheme of the RSA PKCS #1 v2.1 standard.</p> <p>Value Meaning</p> <p>X'01' SHA-1</p> <p>X'02' SHA-256</p> <p>X'04' SHA-384</p> <p>X'08' SHA-512</p> <p>All unused values are reserved and undefined. The key token is external.</p>

Table 282. General format of a variable-length symmetric key-token, version X'05' (continued)		
Offset (bytes)	Length (bytes)	Description
028	01	<p>Payload format version (identifies format of the payload):</p> <p>Value Meaning</p> <p>X'00' V0 payload (V0PYLD). V0 payload is only supported on HMAC MAC and AES CIPHER, EXPORTER, and IMPORTER key types.</p> <p>The payload format depends on the encrypted section key-wrapping method indicated by the value at offset 26, as shown:</p> <p>X'00' There is no key-wrapping method. When no key is present, there is no payload. When the key is clear (AES CIPHER and HMAC MAC only), the payload is unformatted. The key token is external or internal.</p> <p>X'02' The key-wrapping method is AESKW and the payload is variable length. The payload is formatted with the minimum size possible to contain the key material. The payload length varies for a given algorithm and key type. The key length can be inferred by the size of the payload. The key token is external or internal.</p> <p>X'03' The key-wrapping method is PKOAEP2 and the payload length is equal to the modulus size in bits of the RSA transport key used to wrap the encoded message. The key token is external. When the external key is exported, the internal target key will have the same V0 payload format.</p> <p>X'01' V1 payload (V1PYLD). V1 payload is supported on all key types except HMAC MAC.</p> <p>The payload format depends on the encrypted section key-wrapping method indicated by the value at offset 26, as shown:</p> <p>X'00' There is no key-wrapping method. When no key is present, there is no payload. When the key is clear (AES CIPHER only), the payload is unformatted. The key token is external or internal.</p> <p>X'02' The key-wrapping method is AESKW and the payload is fixed length based on the maximum possible key size of the algorithm for the key. The key is padded with random data to the size of the largest key for that algorithm. This helps to deter attacks on keys known to be weaker. The key length cannot be inferred by the size of the payload. The key token is external or internal.</p> <p>X'03' The key-wrapping method is PKOAEP2 and the payload length is equal to the modulus size in bits of the RSA transport key used to wrap the encoded message. The key token is external. When the external key is exported, the internal target key will have the same V1 payload format.</p> <p>All unused values are reserved and undefined.</p>
029	01	Reserved, binary zero.

Table 282. General format of a variable-length symmetric key-token, version X'05' (continued)		
Offset (bytes)	Length (bytes)	Description
End of wrapping information section		
Clear key, AESKW, or PKOAEP2 components: (1) associated data sections and (2) optional clear key payload, wrapped AESKW formatted payload, or wrapped PKOAEP2 encoded payload (no payload if no key present)		
Associated data sections: (1) required associated data section and (2) optional associated data sections		
Required associated data section		
030	01	Associated data section version: Value Meaning X'01' Version 1 format of associated data
031	01	Reserved, binary zero.
032	02	Length in bytes of all the associated data for the key token: ≥ 16 .
034	01	Length in bytes of the optional key label (<i>kl</i>): 0 or 64.
035	01	Length in bytes of the optional IBM extended associated data (<i>iead</i>): 0 - 255.
036	01	Length in bytes of the optional user-definable associated data (<i>uad</i>): 0 - 255.
037	01	Reserved, binary zero.

Table 282. General format of a variable-length symmetric key-token, version X'05' (continued)														
Offset (bytes)	Length (bytes)	Description												
038	02	<p>Length in <i>bits</i> of the clear or wrapped payload (<i>pl</i>): ≥ 0.</p> <ul style="list-style-type: none"> For no key-wrapping method (no key present or key is clear), <i>pl</i> is the length in bits of the key. For no key present, <i>pl</i> is 0. For key is clear (AES CIPHER and HMAC MAC only), <i>pl</i> can be 128, 192, or 256 for an AES key, or 80 - 2048 for an HMAC key. For PKOAEP2 encoded payloads, <i>pl</i> is the length in bits of the modulus size of the RSA key used to wrap the payload. This can be 512 - 4096. For an AESKW formatted payload, <i>pl</i> is based on the key size of the algorithm type (DES, AES, or HMAC) and the payload format version: DES algorithm (value at offset 41 is X'01') A DES key can have a length of 8, 16, or 24 bytes (64, 128, 192 bits). A DES key in an AESKW formatted payload is always wrapped with a V1 payload and has a fixed length payload of 576 bits. AES algorithm (value at offset 41 is X'02'). An AES key can have a length of 16, 24, or 32 bytes (128, 192, or 256 bits). A V0 payload is only valid for HMAC MAC and AES CIPHER, EXPORTER, and EXPORTER keys. A V1 payload is not valid for an HMAC MAC key. The following table shows the payload length for a given AES key size and payload format: <table border="1" style="margin-left: 40px; margin-right: 40px;"> <thead> <tr> <th>AES key size</th> <th>Bit length of V0 payload (value at offset 28 is X'00')</th> <th>Bit length of V1 payload (value at offset 28 is X'01')</th> </tr> </thead> <tbody> <tr> <td>16 bytes (128 bits)</td> <td>512</td> <td>640</td> </tr> <tr> <td>24 bytes (192 bits)</td> <td>576</td> <td>640</td> </tr> <tr> <td>32 bytes (256 bits)</td> <td>640</td> <td>640</td> </tr> </tbody> </table> <ul style="list-style-type: none"> HMAC algorithm (value at offset 41 is X'03'). An HMAC key can have a length of 80 - 2048 bits. An HMAC key in an AESKW formatted payload is always wrapped with a V0 payload. 	AES key size	Bit length of V0 payload (value at offset 28 is X'00')	Bit length of V1 payload (value at offset 28 is X'01')	16 bytes (128 bits)	512	640	24 bytes (192 bits)	576	640	32 bytes (256 bits)	640	640
AES key size	Bit length of V0 payload (value at offset 28 is X'00')	Bit length of V1 payload (value at offset 28 is X'01')												
16 bytes (128 bits)	512	640												
24 bytes (192 bits)	576	640												
32 bytes (256 bits)	640	640												
040	01	Reserved, binary zero.												
041	01	<p>Algorithm type (algorithm for which the key can be used):</p> <table border="1" style="margin-left: 40px; margin-right: 40px;"> <thead> <tr> <th>Value</th> <th>Meaning</th> <th>Supported key types by release</th> </tr> </thead> <tbody> <tr> <td>X'01'</td> <td>DES</td> <td>Release 4.4 or later: DESUSECV</td> </tr> <tr> <td>X'02'</td> <td>AES</td> <td>Release 4.2 or later: CIPHER Release 4.4 or later: MAC Release 4.2 or later: EXPORTER Release 4.2 or later: IMPORTER Release 4.4 or later: PINPROT Release 4.4 or later: PINCALC Release 4.4 or later: PINPRW Release 4.4 or later: DKYGENKY</td> </tr> <tr> <td>X'03'</td> <td>HMAC</td> <td>Release 4.4.55 or later: SECMSG Release 4.1 or later: MAC</td> </tr> </tbody> </table> <p>All unused values are reserved and undefined.</p>	Value	Meaning	Supported key types by release	X'01'	DES	Release 4.4 or later: DESUSECV	X'02'	AES	Release 4.2 or later: CIPHER Release 4.4 or later: MAC Release 4.2 or later: EXPORTER Release 4.2 or later: IMPORTER Release 4.4 or later: PINPROT Release 4.4 or later: PINCALC Release 4.4 or later: PINPRW Release 4.4 or later: DKYGENKY	X'03'	HMAC	Release 4.4.55 or later: SECMSG Release 4.1 or later: MAC
Value	Meaning	Supported key types by release												
X'01'	DES	Release 4.4 or later: DESUSECV												
X'02'	AES	Release 4.2 or later: CIPHER Release 4.4 or later: MAC Release 4.2 or later: EXPORTER Release 4.2 or later: IMPORTER Release 4.4 or later: PINPROT Release 4.4 or later: PINCALC Release 4.4 or later: PINPRW Release 4.4 or later: DKYGENKY												
X'03'	HMAC	Release 4.4.55 or later: SECMSG Release 4.1 or later: MAC												

Table 282. General format of a variable-length symmetric key-token, version X'05' (continued)		
Offset (bytes)	Length (bytes)	Description
042	02	<p>Key type (general class of the key):</p> <p>Value Meaning</p> <p>X'0001' CIPHER</p> <p>X'0002' MAC</p> <p>X'0003' EXPORTER</p> <p>X'0004' IMPORTER</p> <p>X'0005' PINPROT</p> <p>X'0006' PINCALC</p> <p>X'0007' PINPRW</p> <p>X'0008' DESUSECV</p> <p>X'0009' DKYGENKY</p> <p>X'000A' SECMSG (Release 4.4.55 or later)</p> <p>All unused values are reserved and undefined.</p>
044	01	<p>Key usage fields count (<i>kuf</i>): 0 - 255. Key-usage field information defines restrictions on the use of the key.</p> <p>Each key type can have a variable number of key usage fields from none to a maximum of 255. Each key-usage field is 2 bytes in length. The value in this field indicates how many 2-byte key usage fields follow.</p>
045, for <i>kuf</i> > 0	01	<p>Optional key-usage field 1, high-order byte.</p> <p>Defined based on algorithm type (value at offset 41) and key type (value at offset 42).</p> <p>All unused bits are reserved and must be zero.</p>

Table 282. General format of a variable-length symmetric key-token, version X'05' (continued)		
Offset (bytes)	Length (bytes)	Description
046, for $kuf > 0$	01	<p>Optional key-usage field 1, low-order byte (user-defined extension control):</p> <p>Value Meaning</p> <p>B'xxxx 1xxx' Key can only be used in UDXs (UDX-ONLY).</p> <p>B'xxxx 0xxx' Key can be used in UDXs and CCA.</p> <p>B'xxxx x1uu' UDX-defined bit reserved for UDXs (UDX-100).</p> <p>B'xxxx xu1u' UDX-defined bit reserved for UDXs (UDX-010).</p> <p>B'xxxx xuu1' UDX-defined bit reserved for UDXs (UDX-001).</p> <p>Note: This byte is common for all key types except for DES DESUSECV in which case this byte is reserved and must zero.</p> <p>All unused bits are reserved and must be zero.</p>
047, for $kuf > 1$	01	Optional key-usage field 2, high-order byte.
048, for $kuf > 1$	01	Optional key-usage field 2, low-order byte.
		.
		.
		.
043 + (2 * kuf), for $kuf > 0$	01	Optional key-usage field kuf , high-order byte.
044 + (2 * kuf), for $kuf > 0$	01	Optional key-usage field kuf , low-order byte.
045 + (2 * kuf)	01	<p>Key management fields count (kmf): 0 - 255. Key-management field information describes how the data is to be managed or helps with management of the key material.</p> <p>Each key type can have a variable number of key management fields from none to a maximum of 255. Each key-management field is 2 bytes in length. The value in this field indicates how many 2-byte key management fields follow.</p>

Table 282. General format of a variable-length symmetric key-token, version X'05' (continued)

Offset (bytes)	Length (bytes)	Description
046 + (2 * kuf), for kmf > 0	01	<p>Optional key-management field 1, high-order byte (export control):</p> <p>Symmetric-key export control:</p> <p>Value Meaning B'1xxx xxxx' Allow export using symmetric key (XPRT-SYM). B'0xxx xxxx' for prohibiting (NOEX-SYM).</p> <p>Unauthenticated asymmetric-key export control:</p> <p>Value Meaning B'x1xx xxxx' Allow export using unauthenticated asymmetric key (XPRTUASY). B'x0xx xxxx' for prohibiting (NOEXUASY). Not a trusted block.</p> <p>Authenticated asymmetric-key export control:</p> <p>Value Meaning B'xx1x xxxx' Allow export using authenticated asymmetric key (XPRTAASY). B'xx0x xxxx' for prohibiting (NOEXAASY). Not a trusted block.</p> <p>RAW-key export control:</p> <p>Value Meaning B'xxx1 xxxx' Allow export using RAW key (XPRT-RAW). B'xxx0 xxxx' for prohibiting (NOEX-RAW). Defined for future use. Currently ignored.</p> <p>Compliance information:</p> <p>Value Meaning B'xxx1 xxxx' Compliant-tagged key. Applies to AES only. B'xxx0 xxxx' for non-compliant tagged keys.</p> <p>Note: This byte is common for all key types. Except for DES DESUSECV, this byte is reserved and must zero.</p> <p>All unused bits are reserved and must be zero.</p>

Table 282. General format of a variable-length symmetric key-token, version X'05' (continued)		
Offset (bytes)	Length (bytes)	Description
047 + (2 * kuf), for kmf > 0	01	<p>Optional key-management field 1, low-order byte (export control by algorithm):</p> <p>DES-key export control:</p> <p>Value Meaning</p> <p>B'1xxx xxxx' Prohibit export using DES key (NOEX-DES).</p> <p>B'0xxx xxxx' Allow export using DES key (XPRT-DES).</p> <p>AES-key export control:</p> <p>Value Meaning</p> <p>B'x1xx xxxx' Prohibit export using AES key (NOEX-AES).</p> <p>B'x0xx xxxx' Allow export using AES key (XPRT-AES).</p> <p>RSA-key export control:</p> <p>Value Meaning</p> <p>B'xxxx 1xxx' Prohibit export using RSA key (NOEX-RSA).</p> <p>B'xxxx 0xxx' Allow export using RSA key (XPRT-RSA).</p> <p>Note: This byte is common for all key types except for DES DESUSECV in which case this byte is undefined.</p> <p>All unused bits are reserved and must be zero.</p>
048 + (2 * kuf), for kmf > 1	01	<p>Optional key-management field 2, high-order byte (key completeness):</p> <p>Value Meaning</p> <p>B'11xx xxxx' Key is incomplete. Key requires at least 2 more parts (MIN3PART).</p> <p>B'10xx xxxx' Key is incomplete. Key requires at least 1 more part (MIN2PART).</p> <p>B'01xx xxxx' Key is incomplete. Key can be completed or have more parts added (MIN1PART).</p> <p>B'00xx xxxx' Key is complete or no key present. If key is present, no more parts can be added (KEYCMPLT).</p> <p>Note: This byte is common for all key types except for DES DESUSECV in which case this byte is undefined.</p> <p>All unused bits are reserved and must be zero.</p>

Table 282. General format of a variable-length symmetric key-token, version X'05' (continued)		
Offset (bytes)	Length (bytes)	Description
049 + (2 * kuf), for kmf > 1	01	<p>Optional key-management field 2, low-order byte (security history). Used to reflect the overall history of the key, not just the history at the most recent import or other operation.</p> <p>Value Meaning</p> <p>B'xxx1 xxxx' Previously encrypted with an untrusted KEK (UNTRUSTD).</p> <p>B'xxxx 1xxx' Previously in a format without type or usage attributes (WOTUATTR).</p> <p>B'xxxx x1xx' Previously encrypted with a key weaker than itself (WWEAKKEY).</p> <p>B'xxxx xx1x' Previously in a non-CCA format (NOTCCAFM).</p> <p>B'xxxx xxx1' Previously encrypted in ECB mode (WECBMODE).</p> <p>Note: This byte is common for all key types except for DES DESUSECV in which case this byte is undefined.</p> <p>All unused bits are reserved and must be zero.</p>
050 + (2 * kuf), for kmf > 2	01	<p>Optional key-management field 3, high-order byte (pedigree original). Used to indicate how the key was originally created and how it got into the current system.</p> <p>Value Meaning</p> <p>X'00' Unknown (POUNKNWN).</p> <p>X'01' Other method than those defined here, probably used in UDX (POOTHER).</p> <p>X'02' Randomly generated (PORANDOM).</p> <p>X'03' Established by key agreement such as Diffie-Hellman (POKEYAGR).</p> <p>X'04' Created from cleartext key components (POCLRKC).</p> <p>X'05' Entered as a cleartext key value (POCLRKV).</p> <p>X'06' Derived from another key (PODERVD).</p> <p>X'07' Cleartext keys or key parts that were entered at a TKE and secured from there to the target card (POKPSEC).</p> <p>Note: This byte is common for all key types except for DES DESUSECV in which case this byte is undefined.</p> <p>All unused values are reserved and must be zero.</p>

Key token formats

Table 282. General format of a variable-length symmetric key-token, version X'05' (continued)		
Offset (bytes)	Length (bytes)	Description
051 + (2 * kuf), for kmf > 2	01	Optional key-management field 3, low-order byte (pedigree current). Used to indicate how the key was originally created and how it got into the current system. Description is continued on next table row.
<p>Description continued for offset 051 + (2 * kuf), for kmf > 2:</p> <p>X'00': Unknown (PCUNKNWN).</p> <p>X'01': Other method than those defined here, probably used in UDX (PCOTHER).</p> <p>X'02': Randomly generated (PCRANDOM).</p> <p>X'03': Established by key agreement such as Diffie-Hellman (PCKEYAGR).</p> <p>X'04': Created from cleartext key components (PCCLCOMP).</p> <p>X'05': Entered as a cleartext key value (PCCLVAL).</p> <p>X'06': Derived from another key (PCDERVD).</p> <p>X'07': Imported from CCA Version X'05' variable-length symmetric key-token with pedigree field (PCMVARWP).</p> <p>X'08': Imported from CCA Version X'05' variable-length symmetric key-token with no pedigree field (PCMVARNP).</p> <p>X'09': Imported from CCA key-token that contained a nonzero control vector (PCMWCV).</p> <p>X'0A': Imported from CCA key-token that either had no control vector or contained a zero control vector (PCMNOCV).</p> <p>X'0B': Imported from a TR-31 key block that contained a control vector (ATTR-CV option) (PCMT31WC).</p> <p>X'0C': Imported from a TR-31 key block that did not contain a control vector (PCMT31NC).</p> <p>X'0D': Imported using PKCS 1.2 RSA encryption (PCMPK1-2).</p> <p>X'0E': Imported using PKCS OAEP encryption (PCMOAEP).</p> <p>X'0F': Imported using PKA92 RSA encryption (PCMPKA92).</p> <p>X'10': Imported using RSA ZERO-PAD encryption (PCMZ-PAD).</p> <p>X'11': Converted from a CCA key-token that contained a nonzero control vector (PCCNVTWC).</p> <p>X'12': Converted from a CCA key-token that either had no control vector or contained a zero control vector (PCCNVTNC).</p> <p>X'13': Cleartext keys or key parts that were entered at a TKE and secured from there to the target card (PCKPSEC).</p> <p>X'14': Exported from CCA Version X'05' variable-length symmetric key-token with pedigree field (PCXVARWP).</p> <p>X'15': Exported from CCA Version X'05' variable-length symmetric key-token with no pedigree field (PCXVARNP).</p> <p>X'16': Exported using PKCS OAEP encryption (PCXOAEP).</p> <p>Note: This byte is common for all key types except for DES DESUSECV in which case this byte is undefined. All unused values are reserved and must be zero.</p>		

Table 282. General format of a variable-length symmetric key-token, version X'05' (continued)		
Offset (bytes)	Length (bytes)	Description
		.
		.
		.
$044 + (2 * kuf) + (2 * kmf)$, for $kmf > 0$	01	Optional key-usage field kmf , high-order byte.
$045 + (2 * kuf) + (2 * kmf)$, for $kmf > 0$	01	Optional key-usage field kmf , low-order byte.
$046 + (2 * kuf) + (2 * kmf)$	kl	Optional key label.
$046 + (2 * kuf) + (2 * kmf) + kl$	$iead$	Optional IBM extended associated data.
$046 + (2 * kuf) + (2 * kmf) + kl + iead$	uad	Optional user-defined associated data.
End of required associated data section		
Optional associated data sections (defined for future use)		
Optional tag-length-value (TLV) fields. The length of $tlvn$ is in bytes and is calculated as follows: $tlvn = \text{size of TLVn tag} + \text{size of } tlvn \text{ length field} + \text{size of the TLV } n \text{ value in bytes}$ for $n > 0$, where $n = \text{number of TLV fields}$. The summation of TLV lengths is in bytes and is calculated as follows: $tlvs = \sum_{i=1}^n tlv_i$ for $n > 0$, where $n = \text{number of TLV fields}$. For $n = 0$, $tlvs = 0$.		
$046 + (2 * kuf) + (2 * kmf) + kl + iead + uad$, for $tlv1 > 0$	01	Optional tag-length-value 1 (TLV1) tag.
$047 + (2 * kuf) + (2 * kmf) + kl + iead + uad$, for $tlv1 > 0$	02	Optional TLV1 length: $tlv1$.
$049 + (2 * kuf) + (2 * kmf) + kl + iead + uad$, for $tlv1 > 0$	$tlv1 - 3$	Optional TLV1 value.
$046 + (2 * kuf) + (2 * kmf) + kl + iead + uad + tlv1$, for $n > 1$	01	Optional tag-length-value 2 (TLV2) tag.
$047 + (2 * kuf) + (2 * kmf) + kl + iead + uad + tlv1$, for $n > 1$	02	Optional TLV2 length: $tlv2$.

Key token formats

Table 282. General format of a variable-length symmetric key-token, version X'05' (continued)		
Offset (bytes)	Length (bytes)	Description
$049 + (2 * kuf) + (2 * kmf) + kl + iead + uad + tlv1$, for $n > 1$	$tlv2 - 3$	Optional TLV2 value.
		.
		.
		.
$046 + (2 * kuf) + (2 * kmf) + kl + iead + uad + tlvs - tlv n$, for $n > 0$	01	Optional TLVn tag.
$047 + (2 * kuf) + (2 * kmf) + kl + iead + uad + tlvs - tlv n$, for $n > 0$	02	Optional TLVn length: $tlv n$
$049 + (2 * kuf) + (2 * kmf) + kl + iead + uad + tlvs - tlv n$, for $n > 0$	$tlv n - 3$	Optional TLVn value.
End of TLV fields		
End of optional associated data sections		
End of associated data sections		
Optional clear key payload, wrapped AESKW formatted payload, or wrapped PKOAE2 encoded payload (no payload if no key present)		

Table 282. General format of a variable-length symmetric key-token, version X'05' (continued)				
Offset (bytes)	Length (bytes)	Description		
046 + (2 * kuf) + (2 * kmf) + kl + iead + uad + tlvs	(pl + 7) / 8	Contents of payload (<i>pl</i> is in <i>bits</i>) depending on the encrypted section key-wrapping method (value at offset 26):		
		Value at offset 26	Encrypted section key-wrapping method	Meaning
		X'00'	No key-wrapping method. Only applies when key is clear, that is, when key material state (value at offset 8) is X'01'.	Only the key material will be in the payload. The key token is external or internal.
		X'02'	AESKW	An encrypted AESKW payload which the Segment 2 code creates by wrapping the unencrypted AESKW formatted payload. The payload is made up of the integrity check value, pad length, length of hash options and hash, hash options, hash of the associated data, key material, and padding. The key token is external or internal.
X'03'	PKOAE2	An encrypted PKOAE2 payload which the Segment 2 code creates using the RSAES-OAEP scheme of the PKCS #1 v2.1 standard. The message <i>M</i> is encoded for a given hash algorithm using the Bellare and Rogaway Optimal Asymmetric Encryption Padding (OAEP) method for encoding messages. For PKOAE2, <i>M</i> is defined as follows: $M = [32 \text{ bytes: } hAD] \parallel [2 \text{ bytes: bit length of the clear key}] \parallel [\text{clear key}]$ where <i>hAD</i> is the message digest of the associated data, and is calculated using the SHA-256 algorithm starting at offset 30 for the length in bytes of all the associated data for the key token (length value at offset 32). The encoded message is wrapped with an RSA public-key according to the standard. The key token is external.		
End of optional clear key payload, wrapped AESKW formatted payload, or wrapped PKOAE2 encoded payload				
End of clear key, AESKW, or PKOAE2 components				
Note: All numbers are in big endian format.				

AES CIPHER variable-length symmetric key token

View a table showing the format of the CIPHER variable-length symmetric key-token that, beginning with Release 4.2, can be used with the AES algorithm. An AES CIPHER key-token is used by the

Key token formats

Symmetric_Algorithm_Decipher (CSNBSAD) and Symmetric_Algorithm_Encipher (CSNBSAE) verbs to decipher or encipher data with the AES algorithm.

Table 283. AES CIPHER variable-length symmetric key-token, version X'05'		
Offset (bytes)	Length (bytes)	Description
000	01	<p>Token identifier:</p> <p>Value Meaning</p> <p>X'01' Internal key-token (encrypted key is wrapped with the master key, the key is clear, or there is no payload).</p> <p>X'02' External key-token (encrypted payload is wrapped with a transport key, the payload is clear, or there is no payload). A transport key can be a key-encrypting key or an RSA public-key.</p> <p>All unused values are reserved and undefined.</p>
001	01	Reserved, binary zero.
002	02	<p>Length in bytes of the overall token structure: $46 + (2 * kuf) + (2 * kmf) + kl + iead + uad + ((pl + 7) / 8)$</p> <p>Key token Minimum token length</p> <p>Skeleton $46 + (2 * 2) + (2 * 3) + 0 + 0 + 0 + 0 = 56$</p> <p>Clear V0 payload $46 + (2 * 2) + (2 * 3) + 0 + 0 + 0 + ((128 + 7) / 8) = 72$</p> <p>Encrypted V0 payload $46 + (2 * 2) + (2 * 3) + 0 + 0 + 0 + ((512 + 7) / 8) = 120$</p> <p>Encrypted V1 payload $46 + (2 * 2) + (2 * 3) + 0 + 0 + 0 + ((640 + 7) / 8) = 136$</p> <p>Key token Maximum token length</p> <p>External* $46 + (2 * 2) + (2 * 3) + 64 + 0 + 255 + ((4096 + 7) / 8) = 887$</p> <p>Internal $46 + (2 * 2) + (2 * 3) + 64 + 0 + 255 + ((640 + 7) / 8) = 455$</p> <p>*This assumes a PKOAEP2 key-wrapping method using a 4096-bit RSA transport key.</p>
004	01	<p>Token version number (identifies the format of this key token):</p> <p>Value Meaning</p> <p>X'05' Version 5 format of the key token (variable-length symmetric key-token)</p>
005	03	Reserved, binary zero.
End of header		
Wrapping information section (all data related to wrapping the key)		

Table 283. AES CIPHER variable-length symmetric key-token, version X'05' (continued)		
Offset (bytes)	Length (bytes)	Description
008	01	<p>Key material state:</p> <p>Value Meaning</p> <p>X'00' No key is present. This is called a skeleton key-token. The key token is external or internal.</p> <p>X'01' Key is clear. The key token is external or internal.</p> <p>X'02' Key is wrapped with a transport key. When the encrypted section key-wrapping method is AESKW (value at offset 26 is X'02'), the transport key is an AES key-encrypting key. When it is PKOAE2 (value at offset 26 is X'03'), the transport key is an RSA public-key. The key token is external.</p> <p>X'03' Key is wrapped with the AES master-key. The encrypted section key-wrapping method is AESKW. The key token is internal.</p> <p>All unused values are reserved and undefined.</p>
009	01	<p>Key verification pattern (KVP) type:</p> <p>Value Meaning</p> <p>X'00' No KVP (no key present, key is clear, or key is wrapped with an RSA public-key). The key token is external or internal.</p> <p>X'01' AESMK (8 leftmost bytes of SHA-256 hash: X'01 clear AES MK). The key token is internal.</p> <p>X'02' KEK (8 leftmost bytes of SHA-256 hash: X'01 clear KEK). The key token is external.</p> <p>All unused values are reserved and undefined.</p>

Table 283. AES CIPHER variable-length symmetric key-token, version X'05' (continued)

Offset (bytes)	Length (bytes)	Description
010	16	<p>KVP (value depends on value of key material state, that is, the value at offset 8):</p> <p>Value at offset 8 Value of KVP</p> <p>X'00' The key-material state is no key present. The field should be filled with binary zeros. The key token is external or internal.</p> <p>X'01' The key-material state is key is clear. The field should be filled with binary zeros. The key token is external or internal.</p> <p>X'02' The key material state is the key is wrapped with a transport key. The value of the KVP depends on the value of the encrypted section key-wrapping method:</p> <ul style="list-style-type: none"> • When the key-wrapping method is AESKW (value at offset 26 is X'02'), the field contains the KVP of the key-encrypting key used to wrap the key. The 8-byte KEK KVP is left-aligned in the field and padded on the right low-order bytes with binary zeros. • When the key-wrapping method is PKOAE2 (value at offset 26 is X'03'), the value should be filled with binary zeros. The encoded message, which contains the key, is wrapped with an RSA public-key. <p>The key token is external.</p> <p>X'03' The key-material state is the key is wrapped with the AES master-key. The field contains the MKVP of the AES master-key used to wrap the key. The 8-byte MKVP is left-aligned in the field and padded on the right low-order bytes with binary zeros. The key token is internal.</p>

Table 283. AES CIPHER variable-length symmetric key-token, version X'05' (continued)

Offset (bytes)	Length (bytes)	Description
026	01	<p>Encrypted section key-wrapping method (how data in the encrypted section is protected):</p> <p>Value Meaning</p> <p>X'00' No key-wrapping method (no key present or key is clear). The key token is external or internal.</p> <p>X'02' AESKW (ANS X9.102). The key token is external with a key wrapped by an AES key-encrypting key, or the key token is internal with a key wrapped by the AES master-key.</p> <p>X'03' PKOAEP2. Message M, which contains the key, is encoded using the RSAES-OAEP scheme of the RSA PKCS #1 v2.1 standard. The encoded message (EM) is produced using the given hash algorithm by encoding message M using the Bellare and Rogaway Optimal Asymmetric Encryption Padding (OAEP) method for encoding messages. For PKOAEP2, M is defined as follows:</p> $M = [32 \text{ bytes: } hAD] \parallel [2 \text{ bytes: bit length of the clear key}] \parallel [\text{clear key}]$ <p>where hAD is the message digest of the associated data, and is calculated using the SHA-256 algorithm on the data starting at offset 30 for the length in bytes of all the associated data for the key token (length value at offset 32).</p> <p>EM is wrapped with an RSA public-key. The key token is external.</p> <p>All unused values are reserved and undefined.</p>

Table 283. AES CIPHER variable-length symmetric key-token, version X'05' (continued)

Offset (bytes)	Length (bytes)	Description
027	01	<p>Hash algorithm used for wrapping key or encoding message. Meaning depends on whether the encrypted section key-wrapping method (value at offset 26) is no key-wrapping method, AESKW, or PKOAE2:</p> <p>No key-wrapping method (value at offset 26 is X'00')</p> <p>Hash algorithm used for wrapping key when encrypted section key-wrapping method is no key-wrapping method:</p> <p>Value Meaning</p> <p>X'00' No hash (no key present or key is clear).</p> <p>All unused values are reserved and undefined. The key token is external or internal.</p> <p>AESKW key-wrapping method (value at offset 26 is X'02')</p> <p>Hash algorithm used for wrapping key when encrypted section key-wrapping method is AESKW. The value indicates the algorithm used to calculate the message digest of the associated data. The message digest is included in the wrapped payload and is calculated starting at offset 30 for the length in bytes of all the associated data for the key token (length value at offset 32).</p> <p>Value Meaning</p> <p>X'02' SHA-256</p> <p>All unused values are reserved and undefined. The key token is external or internal.</p> <p>PKOAE2 key-wrapping method (value at offset 26 is X'03')</p> <p>Hash algorithm used for encoding message when encrypted section key-wrapping method is PKOAE2. The value indicates the given hash algorithm used for encoding message <i>M</i> using the RSAES-OAEP scheme of the RSA PKCS #1 v2.1 standard.</p> <p>Value Meaning</p> <p>X'01' SHA-1</p> <p>X'02' SHA-256</p> <p>X'04' SHA-384</p> <p>X'08' SHA-512</p> <p>All unused values are reserved and undefined. The key token is external.</p>

Table 283. AES CIPHER variable-length symmetric key-token, version X'05' (continued)		
Offset (bytes)	Length (bytes)	Description
028	01	<p>Payload format version (identifies format of the payload). Release 4.4 or later, otherwise undefined.</p> <p>Value Meaning</p> <p>X'00' V0 payload (V0PYLD). The payload format depends on the encrypted section key-wrapping method (value at offset 26):</p> <p>Value at offset 26 Meaning</p> <p>X'00' There is no key-wrapping method. When no key is present, there is no payload. When the key is clear, the payload is unformatted. The key token is external or internal.</p> <p>X'02' The key-wrapping method is AESKW and the payload is variable length. The payload is formatted with the minimum size possible to contain the key material. The payload length varies for a given algorithm and key type. The key length can be inferred by the size of the payload. The key token is external or internal.</p> <p>X'03' The key-wrapping method is PKOAEP2 and the payload length is equal to the modulus size in bits of the RSA transport key used to wrap the encoded message. The key token is external. When the external key is exported, the internal target key will have the same V0 payload format.</p> <p>X'01' V1 payload (Release 4.4 or later). The payload format depends on the encrypted section key-wrapping method (value at offset 26):</p> <p>Value at offset 26 Meaning</p> <p>X'00' There is no key-wrapping method. When no key is present, there is no payload. When the key is clear, the payload is unformatted. The key token is external or internal.</p> <p>X'02' The key-wrapping method is AESKW and the payload is fixed length based on the maximum possible key size of the algorithm for the key. The key is padded with random data to the size of the largest key for that algorithm. This helps to deter attacks on keys known to be weaker. The key length cannot be inferred by the size of the payload. The key token is external or internal.</p> <p>X'03' The key-wrapping method is PKOAEP2 and the payload length is equal to the modulus size in bits of the RSA transport key used to wrap the encoded message. The key token is external. When the external key is exported, the internal target key will have the same V1 payload format.</p> <p>All unused values are reserved and undefined.</p>
029	01	Reserved, binary zero.
End of wrapping information section		

Table 283. AES CIPHER variable-length symmetric key-token, version X'05' (continued)														
Offset (bytes)	Length (bytes)	Description												
Clear key, AESKW, or PKOAE2 components: (1) associated data section and (2) optional clear key payload, wrapped AESKW formatted payload, or wrapped PKOAE2 encoded payload (no payload if no key present)														
Associated data section														
030	01	Associated data section version: Value Meaning X'01' Version 1 format of associated data												
031	01	Reserved, binary zero.												
032	02	Length in bytes of all the associated data for the key token: 26 - 345.												
034	01	Length in bytes of the optional key label (<i>kl</i>): 0 or 64.												
035	01	Length in bytes of the optional IBM extended associated data (<i>iead</i>): 0.												
036	01	Length in bytes of the optional user-definable associated data (<i>uad</i>): 0 - 255.												
037	01	Reserved, binary zero.												
038	02	Length in bits of the clear or wrapped payload (<i>pl</i>): 0, 128, 192, 256, 512 - 4096. <ul style="list-style-type: none"> For no key-wrapping method (no key present or key is clear), <i>pl</i> is the length in bits of the key. For no key present, <i>pl</i> is 0. For key is clear, <i>pl</i> can be 128, 192, or 256. For PKOAE2 encoded payloads, <i>pl</i> is the length in bits of the modulus size of the RSA key used to wrap the payload. This can be 512 - 4096. For an AESKW formatted payload, <i>pl</i> is based on the key size of the algorithm type and the payload format version: AES algorithm (value at offset 41 is X'02') An AES key can have a length of 16, 24, or 32 bytes (128, 192, or 256 bits). The following table shows the payload length for a given AES key size and payload format: <table border="1" data-bbox="440 1312 1471 1524"> <thead> <tr> <th>payload AES key size X'01')</th> <th>Bit length of V0 payload (value at offset 28 is X'00')</th> <th>Bit length of V1 (value at offset 28 is</th> </tr> </thead> <tbody> <tr> <td>16 bytes (128 bits)</td> <td>512</td> <td>640</td> </tr> <tr> <td>24 bytes (192 bits)</td> <td>576</td> <td>640</td> </tr> <tr> <td>32 bytes (256 bits)</td> <td>640</td> <td>640</td> </tr> </tbody> </table>	payload AES key size X'01')	Bit length of V0 payload (value at offset 28 is X'00')	Bit length of V1 (value at offset 28 is	16 bytes (128 bits)	512	640	24 bytes (192 bits)	576	640	32 bytes (256 bits)	640	640
payload AES key size X'01')	Bit length of V0 payload (value at offset 28 is X'00')	Bit length of V1 (value at offset 28 is												
16 bytes (128 bits)	512	640												
24 bytes (192 bits)	576	640												
32 bytes (256 bits)	640	640												
040	01	Reserved, binary zero.												
041	01	Algorithm type (algorithm for which the key can be used): Value Meaning X'02' AES All unused values are reserved and undefined.												

Table 283. AES CIPHER variable-length symmetric key-token, version X'05' (continued)		
Offset (bytes)	Length (bytes)	Description
042	02	<p>Key type (general class of the key):</p> <p>Value Meaning</p> <p>X'0001' CIPHER</p> <p>All unused values are reserved and undefined.</p>
044	01	<p>Key usage fields count (<i>kuf</i>): 2. Key-usage field information defines restrictions on the use of the key.</p> <p>Each key-usage field is 2 bytes in length. The value in this field indicates how many 2-byte key usage fields follow.</p>
045	01	<p>Key-usage field 1, high-order byte (encryption and translation control):</p> <p>Value Meaning</p> <p>B'1xxx xxxx' Key can be used for encryption (ENCRYPT).</p> <p>B'0xxx xxxx' Key cannot be used for encryption.</p> <p>B'x1xx xxxx' Key can be used for decryption (DECRYPT).</p> <p>B'x0xx xxxx' Key cannot be used for decryption.</p> <p>B'xx1x xxxx' Key can be used for data translate (C-XLATE).</p> <p>B'xx0x xxxx' Key cannot be used for data translate.</p> <p>B'00xx xxxx' Undefined or not used.</p> <p>B'000x xxxx' Undefined or not used.</p> <p>All unused bits are reserved and must be zero.</p>
046	01	<p>Key-usage field 1, low-order byte (user-defined extension control). Refer to Table 282 on page 1006.</p>

Table 283. AES CIPHER variable-length symmetric key-token, version X'05' (continued)		
Offset (bytes)	Length (bytes)	Description
047	01	Key-usage field 2, high-order byte (encryption mode): Value Meaning X'00' Key can be used for Cipher Block Chaining (CBC). X'01' Key can be used for Electronic Code Book (ECB). X'02' Key can be used for Cipher Feedback (CFB). X'03' Key can be used for Output Feedback (OFB). X'04' Key can be used for Galois/Counter Mode (GCM). X'05' Key can be used for Xor-Encrypt-Xor-based Tweaked Stealing (XTS). X'FF' Key can be used for any encryption mode (ANY-MODE). All unused values are reserved and undefined.
048	01	Key-usage field 2, low-order byte (reserved). All bits are reserved and must be zero.
049	01	Key management fields count (<i>kmf</i>): 3. Key-management field information describes how the data is to be managed or helps with management of the key material. Each key-management field is 2 bytes in length. The value in this field indicates how many 2-byte key management fields follow.
050	01	Key-management field 1, high-order byte (symmetric-key export control). Refer to Table 282 on page 1006 .
051	01	Key-management field 1, low-order byte (export control by algorithm). Refer to Table 282 on page 1006 .
052	01	Key-management field 2, high-order byte (key completeness). Refer to Table 282 on page 1006 .
053	01	Key-management field 2, low-order byte (security history). Refer to Table 282 on page 1006 .
054	01	Key-management field 3, high-order byte (pedigree original). Refer to Table 282 on page 1006 .
055	01	Key-management field 3, low-order byte (pedigree current). Refer to Table 282 on page 1006 .
056	<i>kl</i>	Optional key label.
056 + <i>kl</i>	<i>iead</i>	Optional IBM extended associated data.
056 + <i>kl</i> + <i>iead</i>	<i>uad</i>	Optional user-defined associated data.
End of associated data section		

Table 283. AES CIPHER variable-length symmetric key-token, version X'05' (continued)				
Offset (bytes)	Length (bytes)	Description		
Optional clear key payload, wrapped AESKW formatted payload, or wrapped PKOAE2 encoded payload (no payload if no key present)				
056 + <i>kl</i> + <i>iead</i> + <i>uad</i>	$(pl + 7) / 8$	Contents of payload (<i>pl</i> is in <i>bits</i>) depending on the encrypted section key-wrapping method (value at offset 26):		
		Value at offset 26	Encrypted section key-wrapping method	Meaning
		X'00'	No key-wrapping method. Only applies when key is clear, that is, when key material state (value at offset 8) is X'01'.	Only the key material will be in the payload. The key token is external or internal.
		X'02'	AESKW	An encrypted payload which the Segment 2 code creates by wrapping the unencrypted AESKW formatted payload. The payload is made up of the integrity check value, pad length, length of hash options and hash, hash options, hash of the associated data, key material, and padding. The key token is internal.
X'03'	PKOAE2	An encrypted PKOAE2 encoded payload created using the RSAES-OAEP scheme of the PKCS #1 v2.1 standard. The message <i>M</i> is encoded for a given hash algorithm using the Bellare and Rogaway Optimal Asymmetric Encryption Padding (OAEP) method for encoding messages. For PKOAE2, <i>M</i> is defined as follows: $M = [32 \text{ bytes: } hAD] \parallel [2 \text{ bytes: bit length of the clear key}] \parallel [\text{clear key}]$ where <i>hAD</i> is the message digest of the associated data, and is calculated using the SHA-256 algorithm starting at offset 30 for the length in bytes of all the associated data for the key token (length value at offset 32). The encoded message is wrapped with an RSA public-key according to the standard. The key token is external.		
End of optional clear key payload, wrapped AESKW formatted payload, or wrapped PKOAE2 encoded payload				
End of clear key, AESKW, or PKOAE2 components				
Note: All numbers are in big endian format.				

AES MAC variable-length symmetric key token

View a table showing the format of an AES MAC variable-length symmetric key token.

<i>Table 284. AES MAC variable-length symmetric key-token, version X'05'</i>		
Offset (bytes)	Length (bytes)	Description
Header		
000	01	Token identifier: Value Meaning X'01' Internal key-token (encrypted key is wrapped with the master key or there is no payload). X'02' External key-token (encrypted payload is wrapped with a transport key or there is no payload). A transport key can be a key-encrypting key or an RSA public-key. All unused values are reserved and undefined.
001	01	Reserved, binary zero.

Table 284. AES MAC variable-length symmetric key-token, version X'05' (continued)		
Offset (bytes)	Length (bytes)	Description
002	02	<p>Length in bytes of the overall token structure: $46 + (2 * kuf) + (2 * kmf) + kl + iead + uad + ((pl + 7) / 8)$</p> <p>Key token Minimum token length without DK enabled</p> <p>Skeleton $46 + (2 * 2) + (2 * 3) + 0 + 0 + 0 + 0 = 56$</p> <p>Encrypted V1 payload $46 + (2 * 2) + (2 * 3) + 0 + 0 + 0 + ((640 + 7) / 8) = 136$</p> <p>Key token Minimum token length with DK enabled</p> <p>Skeleton $46 + (2 * 3) + (2 * 3) + 0 + 0 + 0 + 0 = 58$</p> <p>Encrypted V1 payload $46 + (2 * 3) + (2 * 3) + 0 + 0 + 0 + ((640 + 7) / 8) = 138$</p> <p>Key token Maximum token length without DK enabled</p> <p>External* $46 + (2 * 2) + (2 * 3) + 64 + 0 + 255 + ((4096 + 7) / 8) = 887$</p> <p>Internal $46 + (2 * 2) + (2 * 3) + 64 + 0 + 255 + ((640 + 7) / 8) = 455$</p> <p>Key token Maximum token length with DK enabled</p> <p>External* $46 + (2 * 3) + (2 * 3) + 64 + 0 + 255 + ((4096 + 7) / 8) = 889$</p> <p>Internal $46 + (2 * 3) + (2 * 3) + 64 + 0 + 255 + ((640 + 7) / 8) = 457$</p> <p>*This assumes a PKOAEP2 key-wrapping method using a 4096-bit RSA transport key.</p>
004	01	<p>Token version number (identifies the format of this key token):</p> <p>Value Meaning X'05' Version 5 format of the key token (variable-length symmetric key-token)</p>
005	03	Reserved, binary zero.
End of header		
Wrapping information section (all data related to wrapping the key)		

Table 284. AES MAC variable-length symmetric key-token, version X'05' (continued)

Offset (bytes)	Length (bytes)	Description
008	01	<p>Key material state:</p> <p>Value Meaning</p> <p>X'00' No key is present. This is called a skeleton key-token. The key token is external or internal.</p> <p>X'02' Key is wrapped with a transport key. When the encrypted section key-wrapping method is AESKW (value at offset 26 is X'02'), the transport key is an AES key-encrypting key. When it is PKOAE2 (value at offset 26 is X'03'), the transport key is an RSA public-key. The key token is external.</p> <p>X'03' Key is wrapped with the AES master-key. The encrypted section key-wrapping method is AESKW. The key token is internal.</p> <p>All unused values are reserved and undefined.</p>
009	01	<p>Key verification pattern (KVP) type:</p> <p>Value Meaning</p> <p>X'00' No KVP (no key present or key is wrapped with an RSA public-key). The key token is external or internal.</p> <p>X'01' AESMK (8 leftmost bytes of SHA-256 hash: X'01 clear AES MK). The key token is internal.</p> <p>X'02' KEK (8 leftmost bytes of SHA-256 hash: X'01 clear KEK). The key token is external.</p> <p>All unused values are reserved and undefined.</p>

Table 284. AES MAC variable-length symmetric key-token, version X'05' (continued)		
Offset (bytes)	Length (bytes)	Description
010	16	<p>KVP (value depends on value of key material state, that is, the value at offset 8):</p> <p>Value at offset 8 Value of KVP</p> <p>X'00' The key-material state is no key present. The field should be filled with binary zeros. The key token is external or internal.</p> <p>X'02' The key material state is the key is wrapped with a transport key. The value of the KVP depends on the value of the encrypted section key-wrapping method:</p> <ul style="list-style-type: none"> • When the key-wrapping method is AESKW (value at offset 26 is X'02'), the field contains the KVP of the key-encrypting key used to wrap the key. The 8-byte KEK KVP is left-aligned in the field and padded on the right low-order bytes with binary zeros. • When the key-wrapping method is PKOAEP2 (value at offset 26 is X'03'), the value should be filled with binary zeros. The encoded message, which contains the key, is wrapped with an RSA public-key. <p>The key token is external.</p> <p>X'03' The key-material state is the key is wrapped with the AES master-key. The field contains the MKVP of the AES master-key used to wrap the key. The 8-byte MKVP is left-aligned in the field and padded on the right low-order bytes with binary zeros. The key token is internal.</p> <p>All unused values are reserved and undefined.</p>

Table 284. AES MAC variable-length symmetric key-token, version X'05' (continued)		
Offset (bytes)	Length (bytes)	Description
026	01	<p>Encrypted section key-wrapping method (how data in the encrypted section is protected):</p> <p>Value Meaning</p> <p>X'00' No key-wrapping method (no key present). The key token is external or internal.</p> <p>X'02' AESKW (ANS X9.102). The key token is external with a key wrapped by an AES key-encrypting key, or the key token is internal with a key wrapped by the AES master-key.</p> <p>X'03' PKOAE2. Message <i>M</i>, which contains the key, is encoded using the RSAES-OAEP scheme of the RSA PKCS #1 v2.1 standard. The encoded message (<i>EM</i>) is produced using the given hash algorithm by encoding message <i>M</i> using the Bellare and Rogaway Optimal Asymmetric Encryption Padding (OAEP) method for encoding messages. For PKOAE2, <i>M</i> is defined as follows:</p> $M = [32 \text{ bytes: } hAD] \parallel [2 \text{ bytes: bit length of the clear key}] \parallel [\text{clear key}]$ <p>where <i>hAD</i> is the message digest of the associated data, and is calculated using the SHA-256 algorithm on the data starting at offset 30 for the length in bytes of all the associated data for the key token (length value at offset 32).</p> <p><i>EM</i> is wrapped with an RSA public-key. The key token is external.</p> <p>All unused values are reserved and undefined.</p>

Table 284. AES MAC variable-length symmetric key-token, version X'05' (continued)		
Offset (bytes)	Length (bytes)	Description
027	01	<p>Hash algorithm used for wrapping key or encoding message. Meaning depends on whether the encrypted section key-wrapping method (value at offset 26) is no key-wrapping method, AESKW, or PKOAE2:</p> <p>No key-wrapping method (value at offset 26 is X'00')</p> <p>Hash algorithm used for wrapping key when encrypted section key-wrapping method is no key-wrapping method:</p> <p>Value Meaning</p> <p>X'00' No hash (no key present)</p> <p>All unused values are reserved and undefined. The key token is external or internal.</p> <p>AESKW key-wrapping method (value at offset 26 is X'02')</p> <p>Hash algorithm used for wrapping key when encrypted section key-wrapping method is AESKW. The value indicates the algorithm used to calculate the message digest of the associated data. The message digest is included in the wrapped payload and is calculated starting at offset 30 for the length in bytes of all the associated data for the key token (length value at offset 32).</p> <p>Value Meaning</p> <p>X'02' SHA-256</p> <p>All unused values are reserved and undefined. The key token is external or internal.</p> <p>PKOAE2 key-wrapping method (value at offset 26 is X'03')</p> <p>Hash algorithm used for encoding message when encrypted section key-wrapping method is PKOAE2. The value indicates the given hash algorithm used for encoding message <i>M</i> using the RSAES-OAEP scheme of the RSA PKCS #1 v2.1 standard.</p> <p>Value Meaning</p> <p>X'01' SHA-1</p> <p>X'02' SHA-256</p> <p>X'04' SHA-384</p> <p>X'08' SHA-512</p> <p>All unused values are reserved and undefined. The key token is external.</p>

Table 284. AES MAC variable-length symmetric key-token, version X'05' (continued)		
Offset (bytes)	Length (bytes)	Description
028	01	<p>Payload format version (identifies format of the payload):</p> <p>Value Meaning</p> <p>X'01' V1 payload (V1PYLD). The payload format depends on the encrypted section key-wrapping method (value at offset 26):</p> <p>Value at offset 26 Meaning</p> <p>X'00' There is no key-wrapping method. When no key is present, there is no payload. The key token is external or internal.</p> <p>X'02' The key-wrapping method is AESKW and the payload is fixed length based on the maximum possible key size of the algorithm for the key. The key is padded with random data to the size of the largest key for that algorithm. This helps to deter attacks on keys known to be weaker. The key length cannot be inferred by the size of the payload. The key token is external or internal.</p> <p>X'03' The key-wrapping method is PKOAE2 and the payload length is equal to the modulus size in bits of the RSA transport key used to wrap the encoded message. The key token is external. When the external key is exported, the internal target key will have the same V1 payload format.</p> <p>All unused values are reserved and undefined.</p>
029	01	Reserved, binary zero.
End of wrapping information section		
AESKW or PKOAE2 components: (1) associated data section and (2) optional wrapped AESKW formatted payload or wrapped PKOAE2 encoded payload (no payload if no key present)		
Associated data section		
030	01	<p>Associated data section version:</p> <p>Value Meaning</p> <p>X'01' Version 1 format of associated data</p>
031	01	Reserved, binary zero.
032	02	Length in bytes of all the associated data for the key token: 26 - 347.
034	01	Length in bytes of the optional key label (<i>kl</i>): 0 or 64.
035	01	Length in bytes of the optional IBM extended associated data (<i>iead</i>): 0.

Offset (bytes)	Length (bytes)	Description												
036	01	Length in bytes of the optional user-definable associated data (<i>uad</i>): 0 - 255.												
037	01	Reserved, binary zero.												
038	02	<p>Length in <i>bits</i> of the wrapped payload (<i>pl</i>): 0, 512 - 4096.</p> <ul style="list-style-type: none"> For no key-wrapping method (no key present), <i>pl</i> is 0. For PKOAEP2 encoded payloads, <i>pl</i> is the length in bits of the modulus size of the RSA key used to wrap the payload. This can be 512 - 4096. For an AESKW formatted payload, <i>pl</i> is based on the key size of the algorithm type and the payload format version: <p>AES algorithm (value at offset 41 is X'02')</p> <p>An AES key can have a length of 16, 24, or 32 bytes (128, 192, or 256 bits). The following table shows the payload length for a given AES key size and payload format:</p> <table border="1" style="margin-left: auto; margin-right: auto;"> <thead> <tr> <th style="text-align: left;">at AES key size</th> <th style="text-align: left;">Bit length of V0 payload (value at offset 28 is X'00')</th> <th style="text-align: left;">Bit length of V1 payload (value offset 28 is X'01')</th> </tr> </thead> <tbody> <tr> <td>16 bytes (128 bits)</td> <td>Not applicable</td> <td>640</td> </tr> <tr> <td>24 bytes (192 bits)</td> <td>Not applicable</td> <td>640</td> </tr> <tr> <td>32 bytes (256 bits)</td> <td>Not applicable</td> <td>640</td> </tr> </tbody> </table>	at AES key size	Bit length of V0 payload (value at offset 28 is X'00')	Bit length of V1 payload (value offset 28 is X'01')	16 bytes (128 bits)	Not applicable	640	24 bytes (192 bits)	Not applicable	640	32 bytes (256 bits)	Not applicable	640
at AES key size	Bit length of V0 payload (value at offset 28 is X'00')	Bit length of V1 payload (value offset 28 is X'01')												
16 bytes (128 bits)	Not applicable	640												
24 bytes (192 bits)	Not applicable	640												
32 bytes (256 bits)	Not applicable	640												
040	01	Reserved, binary zero.												
041	01	<p>Algorithm type (algorithm for which the key can be used):</p> <table border="0"> <thead> <tr> <th style="text-align: left;">Value</th> <th style="text-align: left;">Meaning</th> </tr> </thead> <tbody> <tr> <td>X'02'</td> <td>AES</td> </tr> </tbody> </table> <p>All unused values are reserved and undefined.</p>	Value	Meaning	X'02'	AES								
Value	Meaning													
X'02'	AES													
042	02	<p>Key type (general class of the key):</p> <table border="0"> <thead> <tr> <th style="text-align: left;">Value</th> <th style="text-align: left;">Meaning</th> </tr> </thead> <tbody> <tr> <td>X'0002'</td> <td>MAC</td> </tr> </tbody> </table> <p>All unused values are reserved and undefined.</p>	Value	Meaning	X'0002'	MAC								
Value	Meaning													
X'0002'	MAC													

Table 284. AES MAC variable-length symmetric key-token, version X'05' (continued)		
Offset (bytes)	Length (bytes)	Description
044	01	<p>Key usage fields count (<i>kuf</i>): 2 - 3. Key-usage field information defines restrictions on the use of the key.</p> <p>Count is based on whether the key is DK enabled or not:</p> <p>DK enabled kuf No 2 Yes 3</p> <p>Each key-usage field is 2 bytes in length. The value in this field indicates how many 2-byte key usage fields follow. Key-usage field information defines restrictions on the use of the key.</p>
045	01	<p>Key-usage field 1, high-order byte (MAC operation).</p> <p>Value Meaning</p> <p>B'11xx xxxx' For <i>kuf</i> > 2, if DK enabled (value at offset 50 = X'01') then this value is undefined or not used. Otherwise, key can be used for generate; key can be used for verify (GENERATE).</p> <p>B'10xx xxxx' Key can be used for generate; key cannot be used for verify (GENONLY).</p> <p>B'01xx xxxx' Key cannot be used for generate; key can be used for verify (VERIFY).</p> <p>B'00xx xxxx' Undefined or not used.</p> <p>All unused bits are reserved and must be zero.</p>
046	01	Key-usage field 1, low-order byte (user-defined extension control).
047	01	<p>Key-usage field 2, high-order byte (MAC mode).</p> <p>Value Meaning</p> <p>X'01' CMAC mode (CMAC). NIST SP 800-38B.</p> <p>All unused values are reserved and undefined.</p>
048	01	<p>Key-usage field 2, low-order byte (reserved).</p> <p>All bits are reserved and must be zero.</p>

Table 284. AES MAC variable-length symmetric key-token, version X'05' (continued)		
Offset (bytes)	Length (bytes)	Description
049, for $kuf > 2$	01	<p>Key-usage field 3, high-order byte. The meaning is determined by the field format identifier (value at offset 50). Currently the only field format identifier is DK enabled:</p> <p>DK enabled (value at offset 50 is X'01')</p> <p>Common control:</p> <p>Value Meaning</p> <p>X'01' PIN_OP (DKPINOP)</p> <p>X'03' PIN_AD1 (DKPINAD1)</p> <p>X'04' PIN_AD2 (DKPINAD2)</p> <p>All unused values are reserved and undefined.</p>
050, for $kuf > 2$	01	<p>Key-usage field 3, low-order byte (field format identifier). Identifies the format of key-usage field 3, high-order byte (value at offset 49):</p> <p>Value Meaning</p> <p>X'01' DK enabled (set when DKPINOP, DKPINAD1, or DKPINAD2 keyword is used)</p> <p>All unused values are reserved and undefined.</p>
$045 + (2 * kuf)$	01	<p>Key management fields count (<i>kmf</i>): 3. Key-management field information describes how the data is to be managed or helps with management of the key material.</p> <p>Each key-management field is 2 bytes in length. The value in this field indicates how many 2-byte key management fields follow.</p>
$046 + (2 * kuf)$	01	Key-management field 1, high-order byte (symmetric-key export control).
$047 + (2 * kuf)$	01	Key-management field 1, low-order byte (export control by algorithm).
$048 + (2 * kuf)$	01	Key-management field 2, high-order byte (key completeness).
$049 + (2 * kuf)$	01	Key-management field 2, low-order byte (security history).
$050 + (2 * kuf)$	01	Key-management field 3, high-order byte (pedigree original).
$051 + (2 * kuf)$	01	Key-management field 3, low-order byte (pedigree current).
$052 + (2 * kuf)$	<i>kl</i>	Optional key label.
$052 + (2 * kuf) + kl$	<i>iead</i>	Optional IBM extended associated data (unused).

Key token formats

Table 284. AES MAC variable-length symmetric key-token, version X'05' (continued)				
Offset (bytes)	Length (bytes)	Description		
$052 + (2 * kuf) + kl + iead$	uad	Optional user-defined associated data.		
End of associated data section				
Optional wrapped AESKW formatted payload or wrapped PKOAE2 encoded payload (no payload if no key present)				
$052 + (2 * kuf) + kl + iead + uad$	$(pl + 7) / 8$	Contents of payload (pl is in <i>bits</i>) depending on the encrypted section key-wrapping method (value at offset 26):		
		Value at offset 26	Encrypted section key-wrapping method	Meaning
		X'02'	AESKW	An encrypted payload which the Segment 2 code creates by wrapping the unencrypted AESKW formatted payload. The payload is made up of the integrity check value, pad length, length of hash options and hash, hash options, hash of the associated data, key material, and padding. The key token is internal.
X'03'	PKOAE2	An encrypted PKOAE2 encoded payload created using the RSAES-OAEP scheme of the PKCS #1 v2.1 standard. The message M is encoded for a given hash algorithm using the Bellare and Rogaway Optimal Asymmetric Encryption Padding (OAEP) method for encoding messages. For PKOAE2, M is defined as follows: $M = [32 \text{ bytes: } hAD] \parallel [2 \text{ bytes: bit length of the clear key}] \parallel [\text{clear key}]$ where hAD is the message digest of the associated data, and is calculated using the SHA-256 algorithm starting at offset 30 for the length in bytes of all the associated data for the key token (length value at offset 32). The encoded message is wrapped with an RSA public-key according to the standard. The key token is external.		
End of optional wrapped AESKW formatted payload or wrapped PKOAE2 encoded payload				
End of AESKW or PKOAE2 components				
Note: All numbers are in big endian format.				

HMAC MAC variable-length symmetric key token

View a table showing the format of the HMAC variable-length symmetric key-token.

Table 285 on page 1045 shows the format of the HMAC MAC variable-length symmetric key-token. An HMAC token is used by the HMAC Generate(CSNBHMG) and HMAC Verify(CSNBHMV) verbs to generate and verify keyed hash Message Authentication Codes.

<i>Table 285. HMAC MAC variable-length symmetric key-token, version X'05' (CCA 4.1.0 or later)</i>		
Offset (bytes)	Length (bytes)	Description
Header		
000	01	Token identifier: Value Meaning X'01' Internal key-token (encrypted key is wrapped with the master key, the key is clear, or there is no payload). X'02' External key-token (encrypted payload is wrapped with a transport key, the payload is clear, or there is no payload). A transport key can be a key-encrypting key or an RSA public-key. All unused values are reserved and undefined.
001	01	Reserved, binary zero.

Key token formats

Table 285. HMAC MAC variable-length symmetric key-token, version X'05' (CCA 4.1.0 or later) (continued)		
Offset (bytes)	Length (bytes)	Description
002	02	<p>Length in bytes of the overall token structure: $46 + (2 * kuf) + (2 * kmf) + kl + iead + uad + ((pl + 7) / 8)$</p> <p>Key token Minimum token length (Release 4.1)</p> <p>Skeleton $46 + (2 * 2) + (2 * 2) + 0 + 0 + 0 + 0 = 54$</p> <p>Clear V0 payload $46 + (2 * 2) + (2 * 2) + 0 + 0 + 0 + ((80 + 7) / 8) = 64$</p> <p>Encrypted V0 payload $46 + (2 * 2) + (2 * 2) + 0 + 0 + 0 + ((448 + 7) / 8) = 110$</p> <p>Key token Minimum token length (Release 4.2 or later)</p> <p>Skeleton $46 + (2 * 2) + (2 * 3) + 0 + 0 + 0 + 0 = 56$</p> <p>Clear V0 payload $46 + (2 * 2) + (2 * 3) + 0 + 0 + 0 + ((80 + 7) / 8) = 66$</p> <p>Encrypted V0 payload $46 + (2 * 2) + (2 * 3) + 0 + 0 + 0 + ((448 + 7) / 8) = 112$</p> <p>Key token Maximum token length (Release 4.1)</p> <p>External* $46 + (2 * 2) + (2 * 2) + 64 + 0 + 255 + ((4096 + 7) / 8) = 885$</p> <p>Input $46 + (2 * 2) + (2 * 2) + 64 + 0 + 255 + ((2432 + 7) / 8) = 677$</p> <p>Key token Maximum token length (Release 4.2 or later)</p> <p>External* $46 + (2 * 2) + (2 * 3) + 64 + 0 + 255 + ((4096 + 7) / 8) = 887$</p> <p>Internal $46 + (2 * 2) + (2 * 3) + 64 + 0 + 255 + ((2432 + 7) / 8) = 679$</p> <p>*This assumes a PKOAE2 key-wrapping method using a 4096-bit RSA transport key.</p>
004	01	<p>Token version number (identifies the format of this key token):</p> <p>Value Meaning X'05' Version 5 format of the key token (variable-length symmetric key-token)</p>
005	03	Reserved, binary zero.
End of header		
Wrapping information section (all data related to wrapping the key)		

Table 285. HMAC MAC variable-length symmetric key-token, version X'05' (CCA 4.1.0 or later) (continued)		
Offset (bytes)	Length (bytes)	Description
008	01	<p>Key material state:</p> <p>Value Meaning</p> <p>X'00' No key is present. This is called a skeleton key-token. The key token is external or internal.</p> <p>X'01' Key is clear. The key token is external or internal.</p> <p>X'02' Key is wrapped with a transport key. When the encrypted section key-wrapping method is AESKW (value at offset 26 is X'02'), the transport key is an AES key-encrypting key. When it is PKOAEP2 (value at offset 26 is X'03'), the transport key is an RSA public-key. The key token is external.</p> <p>X'03' Key is wrapped with the AES master-key. The encrypted section key-wrapping method is AESKW. The key token is internal.</p> <p>All unused values are reserved and undefined.</p>
009	01	<p>Key verification pattern (KVP) type:</p> <p>Value Meaning</p> <p>X'00' No KVP (no key present, key is clear, or key is wrapped with an RSA public-key). The key token is external or internal.</p> <p>X'01' AESMK (8 leftmost bytes of SHA-256 hash: X'01 clear AES MK). The key token is internal.</p> <p>X'02' KEK (8 leftmost bytes of SHA-256 hash: X'01 clear KEK). The key token is external.</p> <p>All unused values are reserved and undefined.</p>

Table 285. HMAC MAC variable-length symmetric key-token, version X'05' (CCA 4.1.0 or later) (continued)		
Offset (bytes)	Length (bytes)	Description
010	16	<p>KVP (value depends on value of key material state, that is, the value at offset 8):</p> <p>Value at offset 8 Value of KVP</p> <p>X'00' The key-material state is no key present. The field should be filled with binary zeros. The key token is external or internal.</p> <p>X'01' The key-material state is key is clear. The field should be filled with binary zeros. The key token is external or internal.</p> <p>X'02' The key material state is the key is wrapped with a transport key. The value of the KVP depends on the value of the encrypted section key-wrapping method:</p> <ul style="list-style-type: none"> • When the key-wrapping method is AESKW (value at offset 26 is X'02'), the field contains the KVP of the key-encrypting key used to wrap the key. The 8-byte KEK KVP is left-aligned in the field and padded on the right low-order bytes with binary zeros. • When the key-wrapping method is PKOAEP2 (value at offset 26 is X'03'), the value should be filled with binary zeros. The encoded message, which contains the key, is wrapped with an RSA public-key. • The key token is external. <p>X'03' The key-material state is the key is wrapped with the AES master-key. The field contains the MKVP of the AES master-key used to wrap the key. The 8-byte MKVP is left-aligned in the field and padded on the right low-order bytes with binary zeros. The key token is internal.</p>

Table 285. HMAC MAC variable-length symmetric key-token, version X'05' (CCA 4.1.0 or later) (continued)

Offset (bytes)	Length (bytes)	Description
026	01	<p>Encrypted section key-wrapping method (how data in the encrypted section is protected):</p> <p>Value Meaning</p> <p>X'00' No key-wrapping method (no key present or key is clear). The key token is external or internal.</p> <p>X'02' AESKW (ANS X9.102). The key token is external with a key wrapped by an AES key-encrypting key, or the key token is internal with a key wrapped by the AES master-key.</p> <p>X'03' PKOAE2. Message M, which contains the key, is encoded using the RSAES-OAEP scheme of the RSA PKCS #1 v2.1 standard. The encoded message (EM) is produced using the given hash algorithm by encoding message M using the Bellare and Rogaway Optimal Asymmetric Encryption Padding (OAEP) method for encoding messages. For PKOAE2, M is defined as follows:</p> $M = [32 \text{ bytes: } hAD] \parallel [2 \text{ bytes: bit length of the clear key}] \parallel [\text{clear key}]$ <p>where hAD is the message digest of the associated data, and is calculated using the SHA-256 algorithm on the data starting at offset 30 for the length in bytes of all the associated data for the key token (length value at offset 32).</p> <p>EM is wrapped with an RSA public-key. The key token is external.</p> <p>All unused values are reserved and undefined.</p>

Table 285. HMAC MAC variable-length symmetric key-token, version X'05' (CCA 4.1.0 or later) (continued)		
Offset (bytes)	Length (bytes)	Description
027	01	<p>Hash algorithm used for wrapping key or encoding message. Meaning depends on whether the encrypted section key-wrapping method (value at offset 26) is no key-wrapping method, AESKW, or PKOAE2:</p> <p>No key-wrapping method (value at offset 26 is X'00')</p> <p>Hash algorithm used for wrapping key when encrypted section key-wrapping method is no key-wrapping method:</p> <p>Value Meaning X'00' No hash (no key present or key is clear).</p> <p>All unused values are reserved and undefined. The key token is external or internal.</p> <p>AESKW key-wrapping method (value at offset 26 is X'02')</p> <p>Hash algorithm used for wrapping key when encrypted section key-wrapping method is AESKW. The value indicates the algorithm used to calculate the message digest of the associated data. The message digest is included in the wrapped payload and is calculated starting at offset 30 for the length in bytes of all the associated data for the key token (length value at offset 32).</p> <p>Value Meaning X'02' SHA-256</p> <p>All unused values are reserved and undefined. The key token is external or internal.</p> <p>PKOAE2 key-wrapping method (value at offset 26 is X'03')</p> <p>Hash algorithm used for encoding message when encrypted section key-wrapping method is PKOAE2. The value indicates the given hash algorithm used for encoding message <i>M</i> using the RSAES-OAEP scheme of the RSA PKCS #1 v2.1 standard.</p> <p>Value Meaning X'01' SHA-1 X'02' SHA-256 X'04' SHA-384 X'08' SHA-512</p> <p>All unused values are reserved and undefined. The key token is external.</p>

Table 285. HMAC MAC variable-length symmetric key-token, version X'05' (CCA 4.1.0 or later) (continued)		
Offset (bytes)	Length (bytes)	Description
028	01	<p>Payload format version (identifies format of the payload). Release 4.4 or later, otherwise undefined.</p> <p>Value Meaning</p> <p>X'00' V0 payload (VOPYLD). The payload format depends on the encrypted section key-wrapping method (value at offset 26):</p> <p>Value at offset 26 Meaning</p> <p>X'00' There is no key-wrapping method. When no key is present, there is no payload. When the key is clear, the payload is unformatted. The key token is external or internal.</p> <p>X'02' The key-wrapping method is AESKW and the payload is variable length. The payload is formatted with the minimum size possible to contain the key material. The payload length varies for a given algorithm and key type. The key length can be inferred by the size of the payload. The key token is external or internal.</p> <p>X'03' The key-wrapping method is PKOAE2 and the payload length is equal to the modulus size in bits of the RSA transport key used to wrap the encoded message. The key token is external. When the external key is exported, the internal target key will have the same V0 payload format.</p> <p>All unused values are reserved and undefined.</p>
029	01	Reserved, binary zero.
End of wrapping information section		
Clear key, AESKW, or PKOAE2 components: (1) associated data section and (2) optional clear key payload, wrapped AESKW formatted payload, or wrapped PKOAE2 encoded payload (no payload if no key present)		
Associated data section		
030	01	<p>Associated data section version:</p> <p>Value Meaning</p> <p>X'01' Version 1 format of associated data</p>
031	01	Reserved, binary zero.
032	02	Length in bytes of all the associated data for the key token: 24 - 343 (Release 4.1); 26 - 345 (Release 4.2 or later).
034	01	Length in bytes of the optional key label (<i>kl</i>): 0 or 64.

Table 285. HMAC MAC variable-length symmetric key-token, version X'05' (CCA 4.1.0 or later) (continued)						
Offset (bytes)	Length (bytes)	Description				
035	01	Length in bytes of the optional IBM extended associated data (<i>iead</i>): 0.				
036	01	Length in bytes of the optional user-definable associated data (<i>uad</i>): 0 - 255.				
037	01	Reserved, binary zero.				
038	02	<p>Length in <i>bits</i> of the clear or wrapped payload (<i>pl</i>): 0, 80 - 4096.</p> <ul style="list-style-type: none"> For no key-wrapping method (no key present or key is clear), <i>pl</i> is the length in bits of the key. For no key present, <i>pl</i> is 0. For key is clear, <i>pl</i> can be 128, 192, or 256. For PKOAEP2 encoded payloads, <i>pl</i> is the length in bits of the modulus size of the RSA key used to wrap the payload. This can be 512 - 4096. For an AESKW formatted payload, <i>pl</i> is based on the key size of the algorithm type and the payload format version: <p>HMAC algorithm (value at offset 41 is X'03')</p> <p>An HMAC key can have a length of 80 - 2048 bits. An HMAC key in an AESKW formatted payload is always wrapped with a V0 payload.</p>				
040	01	Reserved, binary zero.				
041	01	<p>Algorithm type (algorithm for which the key can be used):</p> <table border="0"> <tr> <td>Value</td> <td>Meaning</td> </tr> <tr> <td>X'03'</td> <td>HMAC</td> </tr> </table> <p>All unused values are reserved and undefined.</p>	Value	Meaning	X'03'	HMAC
Value	Meaning					
X'03'	HMAC					
042	02	<p>Key type (general class of the key):</p> <table border="0"> <tr> <td>Value</td> <td>Meaning</td> </tr> <tr> <td>X'0002'</td> <td>MAC</td> </tr> </table> <p>All unused values are reserved and undefined.</p>	Value	Meaning	X'0002'	MAC
Value	Meaning					
X'0002'	MAC					
044	01	<p>Key usage fields count (<i>kuf</i>): 2. Key-usage field information defines restrictions on the use of the key. Refer to Figure 27 on page 327.</p> <p>Each key-usage field is 2 bytes in length. The value in this field indicates how many 2-byte key usage fields follow.</p>				

Table 285. HMAC MAC variable-length symmetric key-token, version X'05' (CCA 4.1.0 or later) (continued)		
Offset (bytes)	Length (bytes)	Description
045	01	<p>Key-usage field 1, high-order byte (MAC operation):</p> <p>Value Meaning</p> <p>B'11xx xxxx' Key can be used for generate; key can be used for verify (GENERATE).</p> <p>B'10xx xxxx' Undefined or not used.</p> <p>B'01xx xxxx' Key cannot be used for generate; key can be used for verify (VERIFY).</p> <p>B'00xx xxxx' Undefined or not used.</p> <p>All unused bits are reserved and must be zero.</p>
046	01	Key-usage field 1, low-order byte (user-defined extension control)
047	01	<p>Key-usage field 2, high-order byte (hash method):</p> <p>Value Meaning</p> <p>B'1xxx xxxx' SHA-1 hash method is allowed for the key (SHA-1).</p> <p>B'0xxx xxxx' SHA-1 hash method is not allowed for the key.</p> <p>B'x1xx xxxx' SHA-224 hash method is allowed for the key (SHA-224).</p> <p>B'x0xx xxxx' SHA-224 hash method is not allowed for the key.</p> <p>B'xx1x xxxx' SHA-256 hash method is allowed for the key (SHA-256).</p> <p>B'xx0x xxxx' SHA-256 hash method is not allowed for the key.</p> <p>B'xxx1 xxxx' SHA-384 hash method is allowed for the key (SHA-384).</p> <p>B'xxx0 xxxx' SHA-384 hash method is not allowed for the key.</p> <p>B'xxxx 1xxx' SHA-512 hash method is allowed for the key (SHA-512).</p> <p>B'xxxx 0xxx' SHA-512 hash method is not allowed for the key.</p> <p>All unused bits are reserved and must be zero.</p>
048	01	<p>Key-usage field 2, low-order byte (reserved).</p> <p>All bits are reserved and must be zero.</p>

Key token formats

Table 285. HMAC MAC variable-length symmetric key-token, version X'05' (CCA 4.1.0 or later) (continued)		
Offset (bytes)	Length (bytes)	Description
049	01	Key management fields count (<i>kmf</i>): 3. Key-management field information describes how the data is to be managed or helps with management of the key material. Each key-management field is 2 bytes in length. The value in this field indicates how many 2-byte key management fields follow.
050	01	Key-management field 1, high-order byte (symmetric-key export control).
051	01	Key-management field 1, low-order byte (export control by algorithm).
052	01	Key-management field 2, high-order byte (key completeness).
053	01	Key-management field 2, low-order byte (security history).
054, for <i>kuf</i> > 2	01	Key-management field 3, high-order byte (pedigree original). Release 4.2 or later.
055, for <i>kuf</i> > 2	01	Key-management field 3, low-order byte (pedigree current). Release 4.2 or later.
050 + (2 * <i>kmf</i>)	<i>kl</i>	Optional key label.
050 + (2 * <i>kmf</i>) + <i>kl</i>	<i>iead</i>	Optional IBM extended associated data (unused).
050 + (2 * <i>kmf</i>) + <i>kl</i> + <i>iead</i>	<i>uad</i>	Optional user-defined associated data.
End of associated data section		
Optional clear key payload, wrapped AESKW formatted payload, or wrapped PKOAE2 encoded payload (no payload if no key present)		

Table 285. HMAC MAC variable-length symmetric key-token, version X'05' (CCA 4.1.0 or later) (continued)				
Offset (bytes)	Length (bytes)	Description		
050+ (2 * kmf) + kl + iead + uad	(pl + 7) / 8	Contents of payload (<i>pl</i> is in <i>bits</i>) depending on the encrypted section key-wrapping method (value at offset 26):		
		Value at offset 26	Encrypted section key-wrapping method	Meaning
		X'00'	No key-wrapping method. Only applies when key is clear, that is, when key material state (value at offset 8) is X'01'.	Only the key material will be in the payload. The key token is external or internal.
		X'02'	AESKW	An encrypted payload which the Segment 2 code creates by wrapping the unencrypted AESKW formatted payload. The payload is made up of the integrity check value, pad length, length of hash options and hash, hash options, hash of the associated data, key material, and padding. The key token is internal.
X'03'	PKOAE2	An encrypted PKOAE2 encoded payload created using the RSAES-OAEP scheme of the PKCS #1 v2.1 standard. The message <i>M</i> is encoded for a given hash algorithm using the Bellare and Rogaway Optimal Asymmetric Encryption Padding (OAEP) method for encoding messages. For PKOAE2, <i>M</i> is defined as follows: $M = [32 \text{ bytes: } hAD] \parallel [2 \text{ bytes: bit length of the clear key}] \parallel [\text{clear key}]$ where <i>hAD</i> is the message digest of the associated data, and is calculated using the SHA-256 algorithm starting at offset 30 for the length in bytes of all the associated data for the key token (length value at offset 32). The encoded message is wrapped with an RSA public-key according to the standard. The key token is external.		
End of optional clear key payload, wrapped AESKW formatted payload, or wrapped PKOAE2 encoded payload				
End of clear key, AESKW, or PKOAE2 components				
Note: All numbers are in big endian format.				

AES EXPORTER and IMPORTER variable-length symmetric key token

View a table showing the format of the AES EXPORTER and IMPORTER variable-length symmetric key-token.

Table 286 on page 1056 shows the format of the EXPORTER and IMPORTER variable-length symmetric key tokens that can be used with the AES algorithm. An EXPORTER operational key-token is used by the Symmetric Key Export (CSNDSYX) verb to export an internal AES or HMAC variable-length symmetric key-token into an external variable-length symmetric key-token, either into an AESKW or PKOAE2 wrapped payload. An IMPORTER operational key-token is used by the Symmetric Key Import2 (CSNDSYI2) verb to import an external AES or HMAC variable-length symmetric key-token, containing either an AESKW or PKOAE2 wrapped payload, into an internal variable-length symmetric key-token.

Table 286. AES EXPORTER and IMPORTER variable-length symmetric key-token, version X'05'		
Offset (bytes)	Length (bytes)	Description
Header		
000	01	Token identifier: Value Meaning X'01' Internal key-token (encrypted key is wrapped with the master key or there is no payload). X'02' External key-token (encrypted payload is wrapped with a transport key or there is no payload). A transport key can be a key-encrypting key or an RSA public-key. All unused values are reserved and undefined.
001	01	Reserved, binary zero.
002	02	Length in bytes of the overall token structure: $46 + (2 * kuf) + (2 * kmf) + kl + iead + uad + ((pl + 7) / 8)$ Key token Minimum token length Skeleton $46 + (2 * 4) + (2 * 3) + 0 + 0 + 0 + 0 = 60$ Encrypted V0 payload $46 + (2 * 4) + (2 * 3) + 0 + 0 + 0 + ((512 + 7) / 8) = 124$ Encrypted V1 payload $46 + (2 * 4) + (2 * 3) + 0 + 0 + 0 + ((640 + 7) / 8) = 140$ Key token Maximum token length External* $46 + (2 * 4) + (2 * 3) + 64 + 0 + 255 + ((4096 + 7) / 8) = 891$ Internal $46 + (2 * 4) + (2 * 3) + 64 + 0 + 255 + ((640 + 7) / 8) = 459$ *This assumes a PKOAE2 key-wrapping method using a 4096-bit RSA transport key.

Table 286. AES EXPORTER and IMPORTER variable-length symmetric key-token, version X'05' (continued)		
Offset (bytes)	Length (bytes)	Description
004	01	Token version number (identifies the format of this key token): Value Meaning X'05' Version 5 format of the key token (variable-length symmetric key-token)
005	03	Reserved, binary zero.
End of header		
Wrapping information section (all data related to wrapping the key)		
008	01	Key material state: Value Meaning X'00' No key is present. This is called a skeleton key-token. The key token is external or internal. X'02' Key is wrapped with a transport key. When the encrypted section key-wrapping method is AESKW (value at offset 26 is X'02'), the transport key is an AES key-encrypting key. When it is PKOAEP2 (value at offset 26 is X'03'), the transport key is an RSA public-key. The key token is external. X'03' Key is wrapped with the AES master-key. The encrypted section key-wrapping method is AESKW. The key token is internal. All unused values are reserved and undefined.
009	01	Key verification pattern (KVP) type: Value Meaning X'00' No KVP (no key present or key is wrapped with an RSA public-key). The key token is external or internal. X'01' AESMK (8 leftmost bytes of SHA-256 hash: X'01 clear AES MK). The key token is internal. X'02' KEK (8 leftmost bytes of SHA-256 hash: X'01 clear KEK). The key token is external. All unused values are reserved and undefined.

Table 286. AES EXPORTER and IMPORTER variable-length symmetric key-token, version X'05' (continued)		
Offset (bytes)	Length (bytes)	Description
010	16	<p>KVP (value depends on value of key material state, that is, the value at offset 8):</p> <p>Value at offset 8 Value of KVP</p> <p>X'00' The key-material state is no key present. The field should be filled with binary zeros. The key token is external or internal.</p> <p>X'02' The key material state is the key is wrapped with a transport key. The value of the KVP depends on the value of the encrypted section key-wrapping method:</p> <ul style="list-style-type: none"> • When the key-wrapping method is AESKW (value at offset 26 is X'02'), the field contains the KVP of the key-encrypting key used to wrap the key. The 8-byte KEK KVP is left-aligned in the field and padded on the right low-order bytes with binary zeros. • When the key-wrapping method is PKOAE2 (value at offset 26 is X'03'), the value should be filled with binary zeros. The encoded message, which contains the key, is wrapped with an RSA public-key. <p>The key token is external.</p> <p>X'03' The key-material state is the key is wrapped with the AES master-key. The field contains the MKVP of the AES master-key used to wrap the key. The 8-byte MKVP is left-aligned in the field and padded on the right low-order bytes with binary zeros. The key token is internal.</p>
026	01	<p>Encrypted section key-wrapping method (how data in the encrypted section is protected):</p> <p>Value Meaning</p> <p>X'00' No key-wrapping method (no key present). The key token is external or internal.</p> <p>X'02' AESKW (ANS X9.102). The key token is external with a key wrapped by an AES key-encrypting key, or the key token is internal with a key wrapped by the AES master-key.</p> <p>X'03' PKOAE2. Message <i>M</i>, which contains the key, is encoded using the RSAES-OAEP scheme of the RSA PKCS #1 v2.1 standard. The encoded message (<i>EM</i>) is produced using the given hash algorithm by encoding message <i>M</i> using the Bellare and Rogaway Optimal Asymmetric Encryption Padding (OAEP) method for encoding messages. For PKOAE2, <i>M</i> is defined as follows:</p> $M = [32 \text{ bytes: } hAD] \parallel [2 \text{ bytes: bit length of the clear key}] \parallel [\text{clear key}]$ <p>where <i>hAD</i> is the message digest of the associated data, and is calculated using the SHA-256 algorithm on the data starting at offset 30 for the length in bytes of all the associated data for the key token (length value at offset 32).</p> <p><i>EM</i> is wrapped with an RSA public-key. The key token is external.</p> <p>All unused values are reserved and undefined.</p>

Table 286. AES EXPORTER and IMPORTER variable-length symmetric key-token, version X'05' (continued)

Offset (bytes)	Length (bytes)	Description
027	01	<p>Hash algorithm used for wrapping key or encoding message. Meaning depends on whether the encrypted section key-wrapping method (value at offset 26) is no key-wrapping method, AESKW, or PKOAE2:</p> <p>No key-wrapping method (value at offset 26 is X'00')</p> <p>Hash algorithm used for wrapping key when encrypted section key-wrapping method is no key-wrapping method:</p> <p>Value Meaning X'00' No hash (no key present)</p> <p>All unused values are reserved and undefined. The key token is external or internal.</p> <p>AESKW key-wrapping method (value at offset 26 is X'02')</p> <p>Hash algorithm used for wrapping key when encrypted section key-wrapping method is AESKW. The value indicates the algorithm used to calculate the message digest of the associated data. The message digest is included in the wrapped payload and is calculated starting at offset 30 for the length in bytes of all the associated data for the key token (length value at offset 32).</p> <p>Value Meaning X'02' SHA-256</p> <p>All unused values are reserved and undefined. The key token is external or internal.</p> <p>PKOAE2 key-wrapping method (value at offset 26 is X'03')</p> <p>Hash algorithm used for encoding message when encrypted section key-wrapping method is PKOAE2. The value indicates the given hash algorithm used for encoding message <i>M</i> using the RSAES-OAEP scheme of the RSA PKCS #1 v2.1 standard.</p> <p>Value Meaning X'01' SHA-1 X'02' SHA-256 X'04' SHA-384 X'08' SHA-512</p> <p>All unused values are reserved and undefined. The key token is external.</p>

Table 286. AES EXPORTER and IMPORTER variable-length symmetric key-token, version X'05' (continued)		
Offset (bytes)	Length (bytes)	Description
028	01	<p>Payload format version (identifies format of the payload). Release 4.4 or later, otherwise undefined.</p> <p>Value Meaning</p> <p>X'00' V0 payload (VOPYLD). The payload format depends on the encrypted section key-wrapping method (value at offset 26):</p> <p>Value at offset 26 Meaning</p> <p>X'00' There is no key-wrapping method. When no key is present, there is no payload. The key token is external or internal.</p> <p>X'02' The key-wrapping method is AESKW and the payload is variable length. The payload is formatted with the minimum size possible to contain the key material. The payload length varies for a given algorithm and key type. The key length can be inferred by the size of the payload. The key token is external or internal.</p> <p>X'03' The key-wrapping method is PKOAEP2 and the payload length is equal to the modulus size in bits of the RSA transport key used to wrap the encoded message. The key token is external. When the external key is exported, the internal target key will have the same V0 payload format.</p> <p>X'01' V1 payload (Release 4.4 or later). The payload format depends on the encrypted section key-wrapping method (value at offset 26):</p> <p>Value at offset 26 Meaning</p> <p>X'00' There is no key-wrapping method. When no key is present, there is no payload. The key token is external or internal.</p> <p>X'02' The key-wrapping method is AESKW and the payload is fixed length based on the maximum possible key size of the algorithm for the key. The key is padded with random data to the size of the largest key for that algorithm. This helps to deter attacks on keys known to be weaker. The key length cannot be inferred by the size of the payload. The key token is external or internal.</p> <p>X'03' The key-wrapping method is PKOAEP2 and the payload length is equal to the modulus size in bits of the RSA transport key used to wrap the encoded message. The key token is external. When the external key is exported, the internal target key will have the same V1 payload format.</p> <p>All unused values are reserved and undefined.</p>
029	01	Reserved, binary zero.
End of wrapping information section		

Table 286. AES EXPORTER and IMPORTER variable-length symmetric key-token, version X'05' (continued)														
Offset (bytes)	Length (bytes)	Description												
AESKW or PKOAEP2 components: (1) associated data section and (2) optional wrapped AESKW formatted payload or wrapped PKOAEP2 encoded payload (no payload if no key present)														
Associated data section														
030	01	Associated data section version: Value Meaning X'01' Version 1 format of associated data												
031	01	Reserved, binary zero.												
032	02	Length in bytes of all the associated data for the key token: 30 - 349.												
034	01	Length in bytes of the optional key label (<i>kl</i>): 0 or 64.												
035	01	Length in bytes of the optional IBM extended associated data (<i>iead</i>): 0.												
036	01	Length in bytes of the optional user-definable associated data (<i>uad</i>): 0 - 255.												
037	01	Reserved, binary zero.												
038	02	Length in <i>bits</i> of the wrapped payload (<i>pl</i>): 0, 512 - 4096. <ul style="list-style-type: none"> • For no key-wrapping method (no key present), <i>pl</i> is 0. • For PKOAEP2 encoded payloads, <i>pl</i> is the length in bits of the modulus size of the RSA key used to wrap the payload. This can be 512 - 4096. • For an AESKW formatted payload, <i>pl</i> is based on the key size of the algorithm type and the payload format version: • AES algorithm (value at offset 41 is X'02') • An AES key can have a length of 16, 24, or 32 bytes (128, 192, or 256 bits). The following table shows the payload length for a given AES key size and payload format: <table border="1" data-bbox="414 1423 1312 1585"> <thead> <tr> <th>AES key size</th> <th>Bit length of V0 payload (value at offset 28 is X'00')</th> <th>Bit length of V1 payload (value at offset 28 is X'01')</th> </tr> </thead> <tbody> <tr> <td>16 bytes (128 bits)</td> <td>512</td> <td>640</td> </tr> <tr> <td>24 bytes (192 bits)</td> <td>576</td> <td>640</td> </tr> <tr> <td>32 bytes (256 bits)</td> <td>640</td> <td>640</td> </tr> </tbody> </table>	AES key size	Bit length of V0 payload (value at offset 28 is X'00')	Bit length of V1 payload (value at offset 28 is X'01')	16 bytes (128 bits)	512	640	24 bytes (192 bits)	576	640	32 bytes (256 bits)	640	640
AES key size	Bit length of V0 payload (value at offset 28 is X'00')	Bit length of V1 payload (value at offset 28 is X'01')												
16 bytes (128 bits)	512	640												
24 bytes (192 bits)	576	640												
32 bytes (256 bits)	640	640												
040	01	Reserved, binary zero.												
041	01	Algorithm type (algorithm for which the key can be used): Value Meaning X'02' AES All unused values are reserved and undefined.												

Table 286. AES EXPORTER and IMPORTER variable-length symmetric key-token, version X'05' (continued)		
Offset (bytes)	Length (bytes)	Description
042	02	<p>Key type (general class of the key):</p> <p>Value Meaning</p> <p>X'0003' EXPORTER</p> <p>X'0004' IMPORTER</p> <p>All unused values are reserved and undefined.</p>
044	01	<p>Key usage fields count (<i>kuf</i>): 4. Key-usage field information defines restrictions on the use of the key.</p> <p>For key type EXPORTER, see AES EXPORTER Key Token Build2 keywords (Figure 24 on page 316).</p> <p>For key type IMPORTER, see AES IMPORTER Key Token Build2 keywords (Figure 25 on page 320).</p> <p>Each key-usage field is 2 bytes in length. The value in this field indicates how many 2-byte key usage fields follow.</p>

Table 286. AES EXPORTER and IMPORTER variable-length symmetric key-token, version X'05' (continued)

Offset (bytes)	Length (bytes)	Description
045 (1 of 2)	01	<p>Key-usage field 1, high-order byte (KEK control). The meaning is determined by the key type (value at offset 42). The key type can be EXPORTER or IMPORTER.</p> <p>EXPORTER (value at offset 42 is X'0003')</p> <p>Value</p> <p>Meaning</p> <p>B'1xxx xxxx' Key can be used to export a key (EXPORT).</p> <p>B'0xxx xxxx' Key cannot be used to export a key.</p> <p>B'x1xx xxxx' Key can be used to translate a key (TRANSLAT).</p> <p>B'x0xx xxxx' Key cannot be used to translate a key.</p> <p>B'xx1x xxxx' Key can be used by KGN2 for generating an OPEX key pair (GEN-OPEX).</p> <p>B'xx0x xxxx' Key cannot be used by KGN2 for generating an OPEX key pair.</p> <p>B'xxx1 xxxx' Key can be used by KGN2 for generating an IMEX key pair (GEN-IMEX).</p> <p>B'xxx0 xxxx' Key cannot be used by KGN2 for generating an IMEX key pair.</p> <p>B'xxxx 1xxx' Key can be used by KGN2 for generating an EXEX key pair (GEN-EXEX).</p> <p>B'xxxx 0xxx' Key cannot be used by KGN2 for generating an EXEX key pair.</p> <p>B'xxxx x1xx' Key can be used by PKG for generating an ECC public-private key pair (GEN-PUB).</p> <p>B'xxxx x0xx' Key cannot be used by PKG for generating an ECC public-private key pair (GEN-PUB).</p> <p>Note: At least one defined bit must be B'1'.</p> <p>All unused bits are reserved and must be zero.</p>

Table 286. AES EXPORTER and IMPORTER variable-length symmetric key-token, version X'05' (continued)		
Offset (bytes)	Length (bytes)	Description
045 (2 of 2)	01	<p>IMPORTER (value at offset 42 is X'0004')</p> <p>Value Meaning</p> <p>B'1xxx xxxx' Key can be used to import a key (IMPORT).</p> <p>B'0xxx xxxx' Key cannot be used to import a key.</p> <p>B'x1xx xxxx' Key can be used to translate a key (TRANSLAT).</p> <p>B'x0xx xxxx' Key cannot be used to translate a key.</p> <p>B'xx1x xxxx' Key can be used by KGN2 for generating an OPIM key pair (GEN-OPIM).</p> <p>B'xx0x xxxx' Key cannot be used by KGN2 for generating an OPIM key pair.</p> <p>B'xxx1 xxxx' Key can be used by KGN2 for generating an IMEX key pair (GEN-IMEX).</p> <p>B'xxx0 xxxx' Key cannot be used by KGN2 for generating an IMEX key pair.</p> <p>B'xxxx 1xxx' Key can be used by KGN2 for generating an IMIM key pair (GEN-IMIM).</p> <p>B'xxxx 0xxx' Key cannot be used by KGN2 for generating an IMIM key pair.</p> <p>B'xxxx x1xx' Key can be used by PKG for generating an ECC public-private key pair (GEN-PUB).</p> <p>B'xxxx x0xx' Key cannot be used by PKG for generating an ECC public-private key pair (GEN-PUB).</p> <p>Note: At least one defined bit must be B'1'. All unused bits are reserved and must be zero.</p>
046	01	Key-usage field 1, low-order byte (user-defined extension control).
047	01	<p>Key-usage field 2, high-order byte (TR-31 wrap control):</p> <p>Value Meaning</p> <p>B'1xxx xxxx' Key can wrap or unwrap a TR-31 key (WR-TR31). Defined for future use.</p> <p>B'0xxx xxxx' Key cannot wrap or unwrap a TR-31 key. Defined for future use.</p> <p>All unused bits are reserved and must be zero.</p>

Table 286. AES EXPORTER and IMPORTER variable-length symmetric key-token, version X'05' (continued)		
Offset (bytes)	Length (bytes)	Description
048	01	<p>Key-usage field 2, low-order byte (raw key wrap control):</p> <p>Value Meaning</p> <p>B'xxxx xxx1' Key can wrap or unwrap a raw key (KEK-RAW). Defined for future use.</p> <p>B'0xxx xxxx' Key cannot wrap or unwrap a raw key. Defined for future use.</p> <p>All unused bits are reserved and must be zero.</p>
049	01	<p>Key-usage field 3, high-order byte (algorithm wrap control):</p> <p>Value Meaning</p> <p>B'1xxx xxxx' Key can wrap or unwrap DES keys (WR-DES).</p> <p>B'0xxx xxxx' Key cannot wrap or unwrap DES keys.</p> <p>B'x1xx xxxx' Key can wrap or unwrap AES keys (WR-AES).</p> <p>B'x0xx xxxx' Key cannot wrap or unwrap AES keys.</p> <p>B'xx1x xxxx' Key can wrap or unwrap HMAC keys (WR-HMAC).</p> <p>B'xx0x xxxx' Key cannot wrap or unwrap HMAC keys.</p> <p>B'xxx1 xxxx' Key can wrap or unwrap RSA keys (WR-RSA).</p> <p>B'xxx0 xxxx' Key cannot wrap or unwrap RSA keys.</p> <p>B'xxxx 1xxx' Key can wrap or unwrap ECC keys (WR-ECC).</p> <p>B'xxxx 0xxx' Key cannot wrap or unwrap ECC keys.</p> <p>Note: At least one defined bit must be B'1'.</p> <p>All unused bits are reserved and must be zero.</p>
050	01	<p>Key-usage field 3, low-order byte (reserved).</p> <p>All bits are reserved and must be zero.</p>

Table 286. AES EXPORTER and IMPORTER variable-length symmetric key-token, version X'05' (continued)		
Offset (bytes)	Length (bytes)	Description
051	01	<p>Key-usage field 4, high-order byte (class wrap control).</p> <p>Value</p> <p>Meaning</p> <p>B'1xxx xxxx' Key can wrap or unwrap data class keys (WR-DATA).</p> <p>B'0xxx xxxx' Key cannot wrap or unwrap data class keys.</p> <p>B'x1xx xxxx' Key can wrap or unwrap KEK class keys (WR-KEK).</p> <p>B'x0xx xxxx' Key cannot wrap or unwrap KEK class keys.</p> <p>B'xx1x xxxx' Key can wrap or unwrap PIN class keys (WR-PIN).</p> <p>B'xx0x xxxx' Key cannot wrap or unwrap PIN class keys.</p> <p>B'xxx1 xxxx' Key can wrap or unwrap derivation class keys (WRDERIVE).</p> <p>B'xxx0 xxxx' Key cannot wrap or unwrap derivation class keys.</p> <p>B'xxxx 1xxx' Key can wrap or unwrap card class keys (WR-CARD).</p> <p>B'xxxx 0xxx' Key cannot wrap or unwrap card class keys.</p> <p>B'xxxx x1xx' Key can wrap or unwrap cryptovisible class keys (WR-CVAR). Undefined in releases before Release 4.4.</p> <p>B'xxxx x0xx' Key cannot wrap or unwrap cryptovisible class keys. Undefined in releases before Release 4.4.</p> <p>Note: At least one defined bit must be B'1'. All unused values are reserved and undefined.</p>
052	01	<p>Key-usage field 4, low-order byte (reserved).</p> <p>All bits are reserved and must be zero.</p>
053	01	<p>Key management fields count (<i>kmf</i>): 3. Key-management field information describes how the data is to be managed or helps with management of the key material.</p> <p>For key type EXPORTER, see AES EXPORTER Key Token Build2 keywords (Figure 24 on page 316).</p> <p>For key type IMPORTER, see AES IMPORTER Key Token Build2 keywords (Figure 25 on page 320).</p> <p>Each key-management field is 2 bytes in length. The value in this field indicates how many 2-byte key management fields follow.</p>
054	01	Key-management field 1, high-order byte (symmetric-key export control).

Table 286. AES EXPORTER and IMPORTER variable-length symmetric key-token, version X'05' (continued)		
Offset (bytes)	Length (bytes)	Description
055	01	Key-management field 1, low-order byte (export control by algorithm).
056	01	Key-management field 2, high-order byte (key completeness).
057	01	Key-management field 2, low-order byte (security history).
058	01	Key-management field 3, high-order byte (pedigree original).
059	01	Key-management field 3, low-order byte (pedigree current).
060	<i>kl</i>	Optional key label.
060 + <i>kl</i>	<i>iead</i>	Optional IBM extended associated data (unused).
060 + <i>kl</i> + <i>iead</i>	<i>uad</i>	Optional user-defined associated data.
End of associated data section		
Optional wrapped AESKW formatted payload or wrapped PKOAE2 encoded payload (no payload if no key present)		

Table 286. AES EXPORTER and IMPORTER variable-length symmetric key-token, version X'05' (continued)				
Offset (bytes)	Length (bytes)	Description		
060 + kl + iead + uad	(pl + 7) / 8	Contents of payload (<i>pl</i> is in <i>bits</i>) depending on the encrypted section key-wrapping method (value at offset 26):		
		Value at offset 26	Encrypted section key-wrapping method	Meaning
		X'02'	AESKW	An encrypted payload which the Segment 2 code creates by wrapping the unencrypted AESKW formatted payload. The payload is made up of the integrity check value, pad length, length of hash options and hash, hash options, hash of the associated data, key material, and padding. The key token is internal.
X'03'	PKOAE2	An encrypted PKOAE2 encoded payload created using the RSAES-OAEP scheme of the PKCS #1 v2.1 standard. The message <i>M</i> is encoded for a given hash algorithm using the Bellare and Rogaway Optimal Asymmetric Encryption Padding (OAEP) method for encoding messages. For PKOAE2, <i>M</i> is defined as follows: $M = [32 \text{ bytes: } hAD] \parallel [2 \text{ bytes: bit length of the clear key}] \parallel [\text{clear key}]$ where <i>hAD</i> is the message digest of the associated data, and is calculated using the SHA-256 algorithm starting at offset 30 for the length in bytes of all the associated data for the key token (length value at offset 32). The encoded message is wrapped with an RSA public-key according to the standard. The key token is external.		
End of optional wrapped AESKW formatted payload or wrapped PKOAE2 encoded payload				
End of AESKW or PKOAE2 components				
Note: All numbers are in big endian format.				

AES PINPROT, PINCALC, and PINPRW variable-length symmetric key token

View a table showing the format of the PINPROT, PINCALC, and PINPRW variable-length symmetric key-tokens.

Table 287. AES PINPROT, PINCALC, and PINPRW variable-length symmetric key token, version X'05'		
Offset (bytes)	Length (bytes)	Description
Header		

Table 287. AES PINPROT, PINCALC, and PINPRW variable-length symmetric key token, version X'05' (continued)		
Offset (bytes)	Length (bytes)	Description
000	01	<p>Token identifier:</p> <p>Value Meaning</p> <p>X'01' Internal key-token (encrypted key is wrapped with the master key or there is no payload).</p> <p>X'02' External key-token (encrypted payload is wrapped with a transport key or there is no payload). A transport key can be a key-encrypting key or an RSA public-key.</p> <p>All unused values are reserved and undefined.</p>
001	01	Reserved, binary zero.
002	02	<p>Length in bytes of the overall token structure: $46 + (2 * kuf) + (2 * kmf) + kl + iead + uad + ((pl + 7) / 8)$</p> <p>Key token Minimum token length</p> <p>Skeleton $46 + (2 * 3) + (2 * 3) + 0 + 0 + 0 + 0 = 58$</p> <p>Encrypted V1 payload $46 + (2 * 3) + (2 * 3) + 0 + 0 + 0 + ((640 + 7) / 8) = 138$</p> <p>Key token Maximum token length</p> <p>External* $46 + (2 * 3) + (2 * 3) + 64 + 0 + 255 + ((4096 + 7) / 8) = 889$</p> <p>Internal $46 + (2 * 3) + (2 * 3) + 64 + 0 + 255 + ((640 + 7) / 8) = 457$</p> <p>*This assumes a PKOAEP2 key-wrapping method using a 4096-bit RSA transport key.</p>
004	01	<p>Token version number (identifies the format of this key token):</p> <p>Value Meaning</p> <p>X'05' Version 5 format of the key token (variable-length symmetric key-token)</p>
005	03	Reserved, binary zero.
End of header		
Wrapping information section (all data related to wrapping the key)		

Table 287. AES PINPROT, PINCALC, and PINPRW variable-length symmetric key token, version X'05' (continued)		
Offset (bytes)	Length (bytes)	Description
008	01	<p>Key material state:</p> <p>Value Meaning</p> <p>X'00' No key is present. This is called a skeleton key-token. The key token is external or internal.</p> <p>X'02' Key is wrapped with a transport key. When the encrypted section key-wrapping method is AESKW (value at offset 26 is X'02'), the transport key is an AES key-encrypting key. When it is PKOAEP2 (value at offset 26 is X'03'), the transport key is an RSA public-key. The key token is external.</p> <p>X'03' Key is wrapped with the AES master-key. The encrypted section key-wrapping method is AESKW. The key token is internal.</p> <p>All unused values are reserved and undefined.</p>
009	01	<p>Key verification pattern (KVP) type:</p> <p>Value Meaning</p> <p>X'00' No KVP (no key present or key is wrapped with an RSA public-key). The key token is external or internal.</p> <p>X'01' AESMK (8 leftmost bytes of SHA-256 hash: X'01 clear AES MK). The key token is internal.</p> <p>X'02' KEK (8 leftmost bytes of SHA-256 hash: X'01 clear KEK). The key token is external.</p> <p>All unused values are reserved and undefined.</p>

Table 287. AES PINPROT, PINCALC, and PINPRW variable-length symmetric key token, version X'05' (continued)		
Offset (bytes)	Length (bytes)	Description
010	16	<p>KVP (value depends on value of key material state, that is, the value at offset 8):</p> <p>Value at offset 8 Value of KVP</p> <p>X'00' The key-material state is no key present. The field should be filled with binary zeros. The key token is external or internal.</p> <p>X'02' The key material state is the key is wrapped with a transport key. The value of the KVP depends on the value of the encrypted section key-wrapping method:</p> <ul style="list-style-type: none"> • When the key-wrapping method is AESKW (value at offset 26 is X'02'), the field contains the KVP of the key-encrypting key used to wrap the key. The 8-byte KEK KVP is left-aligned in the field and padded on the right low-order bytes with binary zeros. • When the key-wrapping method is PKOAE2 (value at offset 26 is X'03'), the value should be filled with binary zeros. The encoded message, which contains the key, is wrapped with an RSA public-key. <p>The key token is external.</p> <p>X'03' The key-material state is the key is wrapped with the AES master-key. The field contains the MKVP of the AES master-key used to wrap the key. The 8-byte MKVP is left-aligned in the field and padded on the right low-order bytes with binary zeros. The key token is internal.</p>
026	01	<p>Encrypted section key-wrapping method (how data in the encrypted section is protected):</p> <p>Value Meaning</p> <p>X'00' No key-wrapping method (no key present). The key token is external or internal.</p> <p>X'02' AESKW (ANS X9.102). The key token is external with a key wrapped by an AES key-encrypting key, or the key token is internal with a key wrapped by the AES master-key.</p> <p>X'03' PKOAE2. Message <i>M</i>, which contains the key, is encoded using the RSAES-OAEP scheme of the RSA PKCS #1 v2.1 standard. The encoded message (<i>EM</i>) is produced using the given hash algorithm by encoding message <i>M</i> using the Bellare and Rogaway Optimal Asymmetric Encryption Padding (OAEP) method for encoding messages. For PKOAE2, <i>M</i> is defined as follows:</p> $M = [32 \text{ bytes: } hAD] \parallel [2 \text{ bytes: bit length of the clear key}] \parallel [\text{clear key}]$ <p>where <i>hAD</i> is the message digest of the associated data, and is calculated using the SHA-256 algorithm on the data starting at offset 30 for the length in bytes of all the associated data for the key token (length value at offset 32).</p> <p><i>EM</i> is wrapped with an RSA public-key. The key token is external.</p> <p>All unused values are reserved and undefined.</p>

Table 287. AES PINPROT, PINCALC, and PINPRW variable-length symmetric key token, version X'05' (continued)		
Offset (bytes)	Length (bytes)	Description
027	01	<p>Hash algorithm used for wrapping key or encoding message. Meaning depends on whether the encrypted section key-wrapping method (value at offset 26) is no key-wrapping method, AESKW, or PKOAEP2:</p> <p>No key-wrapping method (value at offset 26 is X'00')</p> <p>Hash algorithm used for wrapping key when encrypted section key-wrapping method is no key-wrapping method:</p> <p>Value Meaning X'00' No hash (no key present)</p> <p>All unused values are reserved and undefined. The key token is external or internal.</p> <p>AESKW key-wrapping method (value at offset 26 is X'02')</p> <p>Hash algorithm used for wrapping key when encrypted section key-wrapping method is AESKW. The value indicates the algorithm used to calculate the message digest of the associated data. The message digest is included in the wrapped payload and is calculated starting at offset 30 for the length in bytes of all the associated data for the key token (length value at offset 32).</p> <p>Value Meaning X'02' SHA-256</p> <p>All unused values are reserved and undefined. The key token is external or internal.</p> <p>PKOAEP2 key-wrapping method (value at offset 26 is X'03')</p> <p>Hash algorithm used for encoding message when encrypted section key-wrapping method is PKOAEP2. The value indicates the given hash algorithm used for encoding message <i>M</i> using the RSAES-OAEP scheme of the RSA PKCS #1 v2.1 standard.</p> <p>Value Meaning X'01' SHA-1 X'02' SHA-256 X'04' SHA-384 X'08' SHA-512</p> <p>All unused values are reserved and undefined. The key token is external.</p>

Table 287. AES PINPROT, PINCALC, and PINPRW variable-length symmetric key token, version X'05' (continued)		
Offset (bytes)	Length (bytes)	Description
028	01	<p>Payload format version (identifies format of the payload):</p> <p>Value Meaning</p> <p>X'01' V1 payload (VOPYLD). The payload format depends on the encrypted section key-wrapping method (value at offset 26):</p> <p>Value at offset 26 Meaning</p> <p>X'00' There is no key-wrapping method. When no key is present, there is no payload. The key token is external or internal.</p> <p>X'02' The key-wrapping method is AESKW and the payload is fixed length based on the maximum possible key size of the algorithm for the key. The key is padded with random data to the size of the largest key for that algorithm. This helps to deter attacks on keys known to be weaker. The key length cannot be inferred by the size of the payload. The key token is external or internal.</p> <p>X'03' The key-wrapping method is PKOAE2 and the payload length is equal to the modulus size in bits of the RSA transport key used to wrap the encoded message. The key token is external. When the external key is exported, the internal target key will have the same V1 payload format.</p> <p>All unused values are reserved and undefined.</p>
029	01	Reserved, binary zero.
End of wrapping information section		
AESKW or PKOAE2 components: (1) associated data section and (2) optional wrapped AESKW formatted payload or wrapped PKOAE2 encoded payload (no payload if no key present)		
Associated data section		
030	01	<p>Associated data section version:</p> <p>Value Meaning</p> <p>X'01' Version 1 format of associated data</p>
031	01	Reserved, binary zero.
032	02	Length in bytes of all the associated data for the key token: 16 - 347.
034	01	Length in bytes of the optional key label (<i>kl</i>): 0 or 64.
035	01	Length in bytes of the optional IBM extended associated data (<i>iead</i>): 0.
036	01	Length in bytes of the optional user-definable associated data (<i>uad</i>): 0 - 255.

Offset (bytes)	Length (bytes)	Description												
037	01	Reserved, binary zero.												
038	02	<p>Length in <i>bits</i> of the wrapped payload (<i>pl</i>): 0, 512 - 4096.</p> <ul style="list-style-type: none"> For no key-wrapping method (no key present), <i>pl</i> is 0. For PKOAEP2 encoded payloads, <i>pl</i> is the length in bits of the modulus size of the RSA key used to wrap the payload. This can be 512 - 4096. For an AESKW formatted payload, <i>pl</i> is based on the key size of the algorithm type and the payload format version: <p>AES algorithm (value at offset 41 is X'02')</p> <ul style="list-style-type: none"> An AES key can have a length of 16, 24, or 32 bytes (128, 192, or 256 bits). The following table shows the payload length for a given AES key size and payload format: <table border="1" data-bbox="418 716 1474 884"> <thead> <tr> <th>AES key size</th> <th>Bit length of V0 payload (value at offset 28 is X'00')</th> <th>Bit length of V1 payload (value at offset 28 is X'01')</th> </tr> </thead> <tbody> <tr> <td>16 bytes (128 bits)</td> <td>Not applicable</td> <td>640</td> </tr> <tr> <td>24 bytes (192 bits)</td> <td>Not applicable</td> <td>640</td> </tr> <tr> <td>32 bytes (256 bits)</td> <td>Not applicable</td> <td>640</td> </tr> </tbody> </table>	AES key size	Bit length of V0 payload (value at offset 28 is X'00')	Bit length of V1 payload (value at offset 28 is X'01')	16 bytes (128 bits)	Not applicable	640	24 bytes (192 bits)	Not applicable	640	32 bytes (256 bits)	Not applicable	640
AES key size	Bit length of V0 payload (value at offset 28 is X'00')	Bit length of V1 payload (value at offset 28 is X'01')												
16 bytes (128 bits)	Not applicable	640												
24 bytes (192 bits)	Not applicable	640												
32 bytes (256 bits)	Not applicable	640												
040	01	Reserved, binary zero.												
041	01	<p>Algorithm type (algorithm for which the key can be used):</p> <table border="1"> <thead> <tr> <th>Value</th> <th>Meaning</th> </tr> </thead> <tbody> <tr> <td>X'02'</td> <td>AES</td> </tr> </tbody> </table> <p>All unused values are reserved and undefined.</p>	Value	Meaning	X'02'	AES								
Value	Meaning													
X'02'	AES													
042	02	<p>Key type (general class of the key):</p> <table border="1"> <thead> <tr> <th>Value</th> <th>Meaning</th> </tr> </thead> <tbody> <tr> <td>X'0005'</td> <td>PINPROT</td> </tr> <tr> <td>X'0006'</td> <td>PINCALC</td> </tr> <tr> <td>X'0007'</td> <td>PINPRW</td> </tr> </tbody> </table> <p>All unused values are reserved and undefined.</p>	Value	Meaning	X'0005'	PINPROT	X'0006'	PINCALC	X'0007'	PINPRW				
Value	Meaning													
X'0005'	PINPROT													
X'0006'	PINCALC													
X'0007'	PINPRW													

Table 287. AES PINPROT, PINCALC, and PINPRW variable-length symmetric key token, version X'05' (continued)		
Offset (bytes)	Length (bytes)	Description
044	01	<p>Key usage fields count (<i>kuf</i>): 3. Key-usage field information defines restrictions on the use of the key.</p> <p>For key type PINPROT, see AES PINPROT Key Token Build2 keywords (Figure 29 on page 332).</p> <p>For key type PINCALC, see AES PINCALC Key Token Build2 keywords (Figure 28 on page 330).</p> <p>For key type PINPRW, see AES PINPRW Key Token Build2 keywords (Figure 30 on page 337).</p> <p>Each key-usage field is 2 bytes in length. The value in this field indicates how many 2-byte key usage fields follow.</p>

Table 287. AES PINPROT, PINCALC, and PINPRW variable-length symmetric key token, version X'05' (continued)		
Offset (bytes)	Length (bytes)	Description
045	01	<p>Key-usage field 1, high-order byte. The meaning is determined by the key type (value at offset 42). The key type can be PINPROT, PINCALC, or PINPRW:</p> <p>PINPROT (value at offset 42 is X'0005')</p> <p>Encryption operation:</p> <p>Value Meaning</p> <p>B'11xx xxxx' Undefined or not used.</p> <p>B'10xx xxxx' Key can be used for encryption; key cannot be used for decryption (ENCRYPT).</p> <p>B'01xx xxxx' Key cannot be used for encryption; key can be used for decryption (DECRYPT).</p> <p>B'00xx xxxx' Undefined or not used.</p> <p>All unused bits are reserved and must be zero.</p> <p>PINCALC (value at offset 42 is X'0006')</p> <p>MAC operation:</p> <p>Value Meaning</p> <p>B'1xxx xxxx' Key can only be used for generate (GENONLY).</p> <p>B'0xxx xxxx' Undefined or not used.</p> <p>All unused bits are reserved and must be zero.</p> <p>PINPRW (value at offset 42 is X'0007')</p> <p>MAC operation:</p> <p>Value Meaning</p> <p>B'11xx xxxx' Undefined or not used.</p> <p>B'10xx xxxx' Key can be used for generate; key cannot be used for verify (GENONLY).</p> <p>B'01xx xxxx' Key cannot be used for generate; key can be used for verify (VERIFY).</p> <p>B'00xx xxxx' Undefined or not used.</p> <p>All unused bits are reserved and must be zero.</p>
046	01	Key-usage field 1, low-order byte (user-defined extension control).

Offset (bytes)	Length (bytes)	Description																							
047	01	<p>Key-usage field 2, high-order byte. The meaning is determined by the key type (value at offset 42). The key type can be PINPROT, PINCALC, or PINPRW:</p> <p>PINPROT (value at offset 42 is X'0005')</p> <p>Encryption mode:</p> <table border="0"> <tr> <td>Value</td> <td>Meaning</td> </tr> <tr> <td>X'00'</td> <td>Key can be used for Cipher Block Chaining (CBC).</td> </tr> </table> <p>All unused values are reserved and undefined.</p> <p>PINCALC (value at offset 42 is X'0006')</p> <p>Encryption mode:</p> <table border="0"> <tr> <td>Value</td> <td>Meaning</td> </tr> <tr> <td>X'00'</td> <td>Key can be used for Cipher Block Chaining (CBC).</td> </tr> </table> <p>All unused values are reserved and undefined.</p> <p>PINPRW (value at offset 42 is X'0007')</p> <p>MAC mode:</p> <table border="0"> <tr> <td>Value</td> <td>Meaning</td> </tr> <tr> <td>X'01'</td> <td>CMAC mode (NIST SP 800-38B)</td> </tr> </table> <p>All unused values are reserved and undefined.</p>	Value	Meaning	X'00'	Key can be used for Cipher Block Chaining (CBC).	Value	Meaning	X'00'	Key can be used for Cipher Block Chaining (CBC).	Value	Meaning	X'01'	CMAC mode (NIST SP 800-38B)											
Value	Meaning																								
X'00'	Key can be used for Cipher Block Chaining (CBC).																								
Value	Meaning																								
X'00'	Key can be used for Cipher Block Chaining (CBC).																								
Value	Meaning																								
X'01'	CMAC mode (NIST SP 800-38B)																								
048	01	<p>Key-usage field 2, low-order byte:</p> <p>Reserved, binary zero.</p>																							
049	01	<p>Key-usage field 3, high-order byte. The meaning is determined by the field format identifier (value at offset 50). Currently the only field format identifier is DK enabled:</p> <p>DK enabled (value at offset 50 is X'01')</p> <p>Common control by key type, based on key type PINPROT, PINCALC, or PINPRW:</p> <table border="1"> <thead> <tr> <th rowspan="2">Value</th> <th rowspan="2">Meaning</th> <th colspan="3">Key type (value at offset 42)</th> </tr> <tr> <th>PINPROT</th> <th>PINCALC</th> <th>PINPRW</th> </tr> </thead> <tbody> <tr> <td>X'01'</td> <td>PIN OP (DKPINOP)</td> <td>Valid</td> <td>Valid</td> <td>Valid</td> </tr> <tr> <td>X'02'</td> <td>PIN OPP (DKPINOPP)</td> <td>Valid</td> <td>Undefined</td> <td>Undefined</td> </tr> <tr> <td>X'03'</td> <td>PIN AD1 (DKPINAD1)</td> <td>Valid</td> <td>Undefined</td> <td>Undefined</td> </tr> </tbody> </table> <p>All unused values are reserved and undefined.</p>	Value	Meaning	Key type (value at offset 42)			PINPROT	PINCALC	PINPRW	X'01'	PIN OP (DKPINOP)	Valid	Valid	Valid	X'02'	PIN OPP (DKPINOPP)	Valid	Undefined	Undefined	X'03'	PIN AD1 (DKPINAD1)	Valid	Undefined	Undefined
Value	Meaning	Key type (value at offset 42)																							
		PINPROT	PINCALC	PINPRW																					
X'01'	PIN OP (DKPINOP)	Valid	Valid	Valid																					
X'02'	PIN OPP (DKPINOPP)	Valid	Undefined	Undefined																					
X'03'	PIN AD1 (DKPINAD1)	Valid	Undefined	Undefined																					

Key token formats

Table 287. AES PINPROT, PINCALC, and PINPRW variable-length symmetric key token, version X'05' (continued)		
Offset (bytes)	Length (bytes)	Description
050	01	Key-usage field 3, low-order byte (field format identifier). Identifies the format of key-usage field 3, high-order byte (value at offset 49): Value Meaning X'01' DK enabled (set when DKPINOP , DKPINOPP , or DKPINAD1 keyword is used) All unused values are reserved and undefined.
051	01	Key management fields count (<i>kmf</i>): 3. Key-management field information describes how the data is to be managed or helps with management of the key material. For key type PINPROT, see AES PINPROT Key Token Build2 keywords (Figure 29 on page 332). For key type PINCALC, see AES PINCALC Key Token Build2 keywords (Figure 28 on page 330). For key type PINPRW, see AES PINPRW Key Token Build2 keywords (Figure 30 on page 337). Each key-management field is 2 bytes in length. The value in this field indicates how many 2-byte key management fields follow.
052	01	Key-management field 1, high-order byte (symmetric-key export control).
053	01	Key-management field 1, low-order byte (export control by algorithm).
054	01	Key-management field 2, high-order byte (key completeness).
055	01	Key-management field 2, low-order byte (security history).
056	01	Key-management field 3, high-order byte (pedigree original).
057	01	Key-management field 3, low-order byte (pedigree current).
058	<i>kl</i>	Optional key label.
058 + <i>kl</i>	<i>iead</i>	Optional IBM extended associated data (unused).
058 + <i>kl</i> + <i>iead</i>	<i>uad</i>	Optional user-defined associated data.
End of associated data section		
Optional wrapped AESKW formatted payload or wrapped PKOAE2 encoded payload (no payload if no key present)		

Table 287. AES PINPROT, PINCALC, and PINPRW variable-length symmetric key token, version X'05' (continued)											
Offset (bytes)	Length (bytes)	Description									
058 + kl + lead + uad	(pl + 7) / 8	Contents of payload (pl is in bits) depending on the encrypted section key-wrapping method (value at offset 26):									
		<table border="1"> <thead> <tr> <th>Value at offset 26</th> <th>Encrypted section key-wrapping method</th> <th>Meaning</th> </tr> </thead> <tbody> <tr> <td>X'02'</td> <td>AESKW</td> <td>An encrypted payload which the Segment 2 code creates by wrapping the unencrypted AESKW formatted payload. The payload is made up of the integrity check value, pad length, length of hash options and hash, hash options, hash of the associated data, key material, and padding. The key token is internal.</td> </tr> <tr> <td>X'03'</td> <td>PKOEP2</td> <td>An encrypted PKOEP2 encoded payload created using the RSAES-OAEP scheme of the PKCS #1 v2.1 standard. The message <i>M</i> is encoded for a given hash algorithm using the Bellare and Rogaway Optimal Asymmetric Encryption Padding (OAEP) method for encoding messages. For PKOEP2, <i>M</i> is defined as follows: $M = [32 \text{ bytes: } hAD] \parallel [2 \text{ bytes: bit length of the clear key}] \parallel [\text{clear key}]$ where <i>hAD</i> is the message digest of the associated data, and is calculated using the SHA-256 algorithm starting at offset 30 for the length in bytes of all the associated data for the key token (length value at offset 32). The encoded message is wrapped with an RSA public-key according to the standard. The key token is external.</td> </tr> </tbody> </table>	Value at offset 26	Encrypted section key-wrapping method	Meaning	X'02'	AESKW	An encrypted payload which the Segment 2 code creates by wrapping the unencrypted AESKW formatted payload. The payload is made up of the integrity check value, pad length, length of hash options and hash, hash options, hash of the associated data, key material, and padding. The key token is internal.	X'03'	PKOEP2	An encrypted PKOEP2 encoded payload created using the RSAES-OAEP scheme of the PKCS #1 v2.1 standard. The message <i>M</i> is encoded for a given hash algorithm using the Bellare and Rogaway Optimal Asymmetric Encryption Padding (OAEP) method for encoding messages. For PKOEP2, <i>M</i> is defined as follows: $M = [32 \text{ bytes: } hAD] \parallel [2 \text{ bytes: bit length of the clear key}] \parallel [\text{clear key}]$ where <i>hAD</i> is the message digest of the associated data, and is calculated using the SHA-256 algorithm starting at offset 30 for the length in bytes of all the associated data for the key token (length value at offset 32). The encoded message is wrapped with an RSA public-key according to the standard. The key token is external.
		Value at offset 26	Encrypted section key-wrapping method	Meaning							
X'02'	AESKW	An encrypted payload which the Segment 2 code creates by wrapping the unencrypted AESKW formatted payload. The payload is made up of the integrity check value, pad length, length of hash options and hash, hash options, hash of the associated data, key material, and padding. The key token is internal.									
X'03'	PKOEP2	An encrypted PKOEP2 encoded payload created using the RSAES-OAEP scheme of the PKCS #1 v2.1 standard. The message <i>M</i> is encoded for a given hash algorithm using the Bellare and Rogaway Optimal Asymmetric Encryption Padding (OAEP) method for encoding messages. For PKOEP2, <i>M</i> is defined as follows: $M = [32 \text{ bytes: } hAD] \parallel [2 \text{ bytes: bit length of the clear key}] \parallel [\text{clear key}]$ where <i>hAD</i> is the message digest of the associated data, and is calculated using the SHA-256 algorithm starting at offset 30 for the length in bytes of all the associated data for the key token (length value at offset 32). The encoded message is wrapped with an RSA public-key according to the standard. The key token is external.									
End of optional wrapped AESKW formatted payload or wrapped PKOEP2 encoded payload											
End of AESKW or PKOEP2 components											
Note: All numbers are in big endian format.											

AES DESUSECV variable-length symmetric key token

View a table showing the format of the DESUSECV variable-length symmetric key-token.

Table 288. AES DESUSECV variable-length symmetric key-token, version X'05'		
Offset (bytes)	Length (bytes)	Description
Header		

Key token formats

Table 288. AES DESUSECV variable-length symmetric key-token, version X'05' (continued)		
Offset (bytes)	Length (bytes)	Description
000	01	Token identifier: Value Meaning X'02' External key-token (encrypted payload is wrapped with a transport key or there is no payload). A transport key can be a key-encrypting key or an RSA public-key. All unused values are reserved and undefined.
001	01	Reserved, binary zero.
002	02	Length in bytes of the overall token structure: $46 + (2 * kuf) + (2 * kmf) + kl + iead + uad + ((pl + 7) / 8)$ Key token Minimum and maximum token length External $46 + (2 * 1) + (2 * 1) + 0 + 11 + 0 + ((576 + 7) / 8) = 133$
004	01	Token version number (identifies the format of this key token): Value Meaning X'05' Version 5 format of the key token (variable-length symmetric key-token)
005	03	Reserved, binary zero.
End of header		
Wrapping information section (all data related to wrapping the key)		
008	01	Key material state: Value Meaning X'02' Key is wrapped with a transport key. The transport key is an AES key-encrypting key. The key token is external. All unused values are reserved and undefined.
009	01	Key verification pattern (KVP) type: Value Meaning X'02' KEK (8 leftmost bytes of SHA-256 hash: X'01 clear KEK). The key token is external. All unused values are reserved and undefined.
010	16	KVP: The field contains the KVP of the key-encrypting key used to wrap the key. The 8-byte KEK KVP is left-aligned in the field and padded on the right low-order bytes with binary zeros. The key token is external.

Table 288. AES DESUSECV variable-length symmetric key-token, version X'05' (continued)		
Offset (bytes)	Length (bytes)	Description
026	01	<p>Encrypted section key-wrapping method (how data in the encrypted section is protected):</p> <p>Value Meaning X'02' AESKW (ANS X9.102). The key token is external with a key wrapped by an AES key-encrypting key.</p> <p>All unused values are reserved and undefined.</p>
027	01	<p>Hash algorithm used for wrapping key. The value indicates the algorithm used to calculate the message digest of the associated data. The message digest is included in the wrapped payload and is calculated starting at offset 30 for the length in bytes of all the associated data for the key token (length value at offset 32).</p> <p>Value Meaning X'02' SHA-256</p> <p>All unused values are reserved and undefined. The key token is external.</p>
028	01	<p>Payload format version (identifies format of the payload):</p> <p>Value Meaning X'01' V1 payload (V1PYLD). The payload is fixed length based on the maximum possible key size of the algorithm for the key. The key is padded with random data to the size of the largest key for that algorithm. This helps to deter attacks on keys known to be weaker. The key length cannot be inferred by the size of the payload. The key token is external or internal.</p> <p>All unused values are reserved and undefined.</p>
029	01	Reserved, binary zero.
End of wrapping information section		
AESKW components: (1) associated data section and (2) optional wrapped AESKW payload		
Associated data section		
030	01	<p>Associated data section version:</p> <p>Value Meaning X'01' Version 1 format of associated data</p>
031	01	Reserved, binary zero.
032	02	Length in bytes of all the associated data for the key token: 31.
034	01	Length in bytes of the optional key label (<i>kl</i>): 0.
035	01	Length in bytes of the optional IBM extended associated data (<i>iead</i>): 11.

Table 288. AES DESUSECV variable-length symmetric key-token, version X'05' (continued)		
Offset (bytes)	Length (bytes)	Description
036	01	Length in bytes of the optional user-definable associated data (<i>uad</i>): 0.
037	01	Reserved, binary zero.
038	02	Length in bits of the wrapped payload (<i>pl</i>): 576. For an AESKW formatted payload, <i>pl</i> is based on the key size of the algorithm type and the payload format version: DES algorithm (value at offset 41 is X'01') A DES key can have a length of 8, 16, or 24 bytes (64, 128, 192 bits). A DES key in an AESKW formatted payload is always wrapped with a V1 payload and has a fixed length payload of 576 bits.
040	01	Reserved, binary zero.
041	01	Algorithm type (algorithm for which the key can be used): Value Meaning X'01' DES All unused values are reserved and undefined.
042	02	Key type (general class of the key): Value Meaning X'0008' DESUSECV All unused values are reserved and undefined.
044	01	Key usage fields count (<i>kuf</i>): 1. Key-usage field information defines restrictions on the use of the key. Each key-usage field is 2 bytes in length. The value in this field indicates how many 2-byte key usage fields follow.
045	01	Key-usage field 1, high-order byte (reserved). All bits are reserved and must be zero.
046	01	Key-usage field 1, low-order byte (reserved). All bits are reserved and must be zero.
047	01	Key management fields count (<i>kmf</i>): 1. Key-management field information describes how the data is to be managed or helps with management of the key material. Each key-management field is 2 bytes in length. The value in this field indicates how many 2-byte key management fields follow.
048	01	Key-management field 1, high-order byte (reserved). All bits are reserved and must be zero.

Table 288. AES DESUSECV variable-length symmetric key-token, version X'05' (continued)																														
Offset (bytes)	Length (bytes)	Description																												
049	01	Key-management field 1, low-order byte (reserved). All bits are reserved and must be zero.																												
050	<i>lead</i>	<p>IBM extended associated data:</p> <table border="1"> <thead> <tr> <th>Offset (bytes)</th> <th>Length (bytes)</th> <th>Item</th> <th>Contents</th> </tr> </thead> <tbody> <tr> <td>0</td> <td>1</td> <td>Structure version identifier</td> <td>X'00'</td> </tr> <tr> <td>1</td> <td>1</td> <td>Flag byte 1</td> <td>Copy of flag byte 1 taken from offset 6 of the internal fixed-length DES source key token exported by the CSNDSYX verb into this external enciphered key.</td> </tr> <tr> <td>2 offset 7</td> <td>1</td> <td>Flag byte 2</td> <td>Copy of flag byte 2 taken from offset 7 of the internal fixed-length DES source key token exported by the CSNDSYX verb into this external enciphered key.</td> </tr> <tr> <td>3 taken</td> <td>0</td> <td>Masked control vector</td> <td>Copy of 8 bytes of control vector from offset 32 of the internal fixed-length DES source key token exported by the CSNDSYX verb into this external enciphered key. The key form bits (CV bits 40 - 42) are copied into the wrapped payload before being masked here to zero to conceal the length of the DES key.</td> </tr> </tbody> </table>	Offset (bytes)	Length (bytes)	Item	Contents	0	1	Structure version identifier	X'00'	1	1	Flag byte 1	Copy of flag byte 1 taken from offset 6 of the internal fixed-length DES source key token exported by the CSNDSYX verb into this external enciphered key.	2 offset 7	1	Flag byte 2	Copy of flag byte 2 taken from offset 7 of the internal fixed-length DES source key token exported by the CSNDSYX verb into this external enciphered key.	3 taken	0	Masked control vector	Copy of 8 bytes of control vector from offset 32 of the internal fixed-length DES source key token exported by the CSNDSYX verb into this external enciphered key. The key form bits (CV bits 40 - 42) are copied into the wrapped payload before being masked here to zero to conceal the length of the DES key.								
Offset (bytes)	Length (bytes)	Item	Contents																											
0	1	Structure version identifier	X'00'																											
1	1	Flag byte 1	Copy of flag byte 1 taken from offset 6 of the internal fixed-length DES source key token exported by the CSNDSYX verb into this external enciphered key.																											
2 offset 7	1	Flag byte 2	Copy of flag byte 2 taken from offset 7 of the internal fixed-length DES source key token exported by the CSNDSYX verb into this external enciphered key.																											
3 taken	0	Masked control vector	Copy of 8 bytes of control vector from offset 32 of the internal fixed-length DES source key token exported by the CSNDSYX verb into this external enciphered key. The key form bits (CV bits 40 - 42) are copied into the wrapped payload before being masked here to zero to conceal the length of the DES key.																											
End of associated data section																														
Optional wrapped AESKW formatted payload																														
061	72	<p>Contents of payload: An encrypted payload which the Segment 2 code creates by wrapping the unencrypted AESKW formatted payload. The payload is made up of the integrity check value, pad length, length of hash options and hash, hash options, hash of the associated data, key material, and padding. The key token is internal.</p> <p>A DES DESUSECV payload contains key material that is formatted. The key material is formatted as follows:</p> <table border="1"> <thead> <tr> <th>Offset bytes)</th> <th>Length (bytes)</th> <th>Item</th> <th>Contents</th> </tr> </thead> <tbody> <tr> <td>0</td> <td>1</td> <td>Key length (kl)</td> <td>Value Meaning X'08' Single-length key X'10' Double-length key X'18' Triple-length key (IBM Z only)</td> </tr> <tr> <td>1</td> <td>1</td> <td>Flag byte 1</td> <td>Reserved, binary zero.</td> </tr> <tr> <td>2</td> <td>1</td> <td>Flag byte 2</td> <td>Value Meaning B'xxxx xxx1' The key has guaranteed unique halves B'xxxx xxx0' The key does not have guaranteed unique halves. All unused bits are reserved and must be zero.</td> </tr> <tr> <td>3</td> <td>8</td> <td>Left part of key</td> <td>Left part of single-length, double-length, or (System z only) triple-length DES key.</td> </tr> <tr> <td>11</td> <td>8</td> <td>Middle part of key, or random data</td> <td>Middle part of double-length or (IBM Z) triple-length DES key, otherwise random data.</td> </tr> <tr> <td>19</td> <td>8</td> <td>Right part of key.</td> <td>Right part of triple-length key (IBM Z only), otherwise random data.</td> </tr> </tbody> </table>	Offset bytes)	Length (bytes)	Item	Contents	0	1	Key length (kl)	Value Meaning X'08' Single-length key X'10' Double-length key X'18' Triple-length key (IBM Z only)	1	1	Flag byte 1	Reserved, binary zero.	2	1	Flag byte 2	Value Meaning B'xxxx xxx1' The key has guaranteed unique halves B'xxxx xxx0' The key does not have guaranteed unique halves. All unused bits are reserved and must be zero.	3	8	Left part of key	Left part of single-length, double-length, or (System z only) triple-length DES key.	11	8	Middle part of key, or random data	Middle part of double-length or (IBM Z) triple-length DES key, otherwise random data.	19	8	Right part of key.	Right part of triple-length key (IBM Z only), otherwise random data.
Offset bytes)	Length (bytes)	Item	Contents																											
0	1	Key length (kl)	Value Meaning X'08' Single-length key X'10' Double-length key X'18' Triple-length key (IBM Z only)																											
1	1	Flag byte 1	Reserved, binary zero.																											
2	1	Flag byte 2	Value Meaning B'xxxx xxx1' The key has guaranteed unique halves B'xxxx xxx0' The key does not have guaranteed unique halves. All unused bits are reserved and must be zero.																											
3	8	Left part of key	Left part of single-length, double-length, or (System z only) triple-length DES key.																											
11	8	Middle part of key, or random data	Middle part of double-length or (IBM Z) triple-length DES key, otherwise random data.																											
19	8	Right part of key.	Right part of triple-length key (IBM Z only), otherwise random data.																											
End of optional wrapped AESKW formatted payload																														

Table 288. AES DESUSECV variable-length symmetric key-token, version X'05' (continued)		
Offset (bytes)	Length (bytes)	Description
End of AESKW components		
Note: All numbers are in big endian format.		

AES DKYGENKY variable-length symmetric key token

View a table showing the format of the DKYGENKY variable-length symmetric key-token.

Table 289. AES DKYGENKY variable-length symmetric key-token, version X'05'		
Offset (bytes)	Length (bytes)	Description
Header		
000	01	Token identifier: Value Meaning X'01' Internal key-token (encrypted key is wrapped with the master key or there is no payload). X'02' External key-token (encrypted payload is wrapped with a transport key or there is no payload). A transport key can be a key-encrypting key or an RSA public-key. All unused values are reserved and undefined.
001	01	Reserved, binary zero.
002	02	Length in bytes of the overall token structure: $46 + (2 * kuf) + (2 * kmf) + kl + iead + uad + ((pl + 7) / 8)$ Key token Minimum token length Skeleton $46 + (2 * 2) + (2 * 3) + 0 + 0 + 0 + 0 = 56$ Encrypted V1 payload $46 + (2 * 2) + (2 * 3) + 0 + 0 + 0 + ((640 + 7) / 8) = 136$ Key token Maximum token length External* $46 + (2 * 6) + (2 * 3) + 64 + 0 + 255 + ((4096 + 7) / 8) = 895$ Internal $46 + (2 * 6) + (2 * 3) + 64 + 0 + 255 + ((640 + 7) / 8) = 463$ *This assumes a PKOAEP2 key-wrapping method using a 4096-bit RSA transport key.

Table 289. AES DKYGENKY variable-length symmetric key-token, version X'05' (continued)		
Offset (bytes)	Length (bytes)	Description
004	01	Token version number (identifies the format of this key token): Value Meaning X'05' Version 5 format of the key token (variable-length symmetric key-token)
005	03	Reserved, binary zero.
End of header		
Wrapping information section (all data related to wrapping the key)		
008	01	Key material state: Value Meaning X'00' No key is present. This is called a skeleton key-token. The key token is external or internal. X'02' Key is wrapped with a transport key. When the encrypted section key-wrapping method is AESKW (value at offset 26 is X'02'), the transport key is an AES key-encrypting key. When it is PKOAE2 (value at offset 26 is X'03'), the transport key is an RSA public-key. The key token is external. X'03' Key is wrapped with the AES master-key. The encrypted section key-wrapping method is AESKW. The key token is internal. All unused values are reserved and undefined.
009	01	Key verification pattern (KVP) type: Value Meaning X'00' No KVP (no key present or key is wrapped with an RSA public-key). The key token is external or internal. X'01' AESMK (8 leftmost bytes of SHA-256 hash: X'01 ~^¥ clear AES MK). The key token is internal. X'02' KEK (8 leftmost bytes of SHA-256 hash: X'01 ~^¥ clear KEK). The key token is external. All unused values are reserved and undefined.

Table 289. AES DKYGENKY variable-length symmetric key-token, version X'05' (continued)

Offset (bytes)	Length (bytes)	Description
010	16	<p>KVP (value depends on value of key material state, that is, the value at offset 8):</p> <p>Value at offset 8 Value of KVP</p> <p>X'00' The key-material state is no key present. The field should be filled with binary zeros. The key token is external or internal.</p> <p>X'02' The key material state is the key is wrapped with a transport key. The value of the KVP depends on the value of the encrypted section key-wrapping method:</p> <ul style="list-style-type: none"> • When the key-wrapping method is AESKW (value at offset 26 is X'02'), the field contains the KVP of the key-encrypting key used to wrap the key. The 8-byte KEK KVP is left-aligned in the field and padded on the right low-order bytes with binary zeros. • When the key-wrapping method is PKOAE2 (value at offset 26 is X'03'), the value should be filled with binary zeros. The encoded message, which contains the key, is wrapped with an RSA public-key. <p>The key token is external.</p> <p>X'03' The key-material state is the key is wrapped with the AES master-key. The field contains the MKVP of the AES master-key used to wrap the key. The 8-byte MKVP is left-aligned in the field and padded on the right low-order bytes with binary zeros. The key token is internal.</p>
026	01	<p>Encrypted section key-wrapping method (how data in the encrypted section is protected):</p> <p>Value Meaning</p> <p>X'00' No key-wrapping method (no key present or key is clear). The key token is external or internal.</p> <p>X'02' AESKW (ANS X9.102). The key token is external with a key wrapped by an AES key-encrypting key, or the key token is internal with a key wrapped by the AES master-key.</p> <p>X'03' PKOAE2. Message M, which contains the key, is encoded using the RSAES-OAEP scheme of the RSA PKCS #1 v2.1 standard. The encoded message (EM) is produced using the given hash algorithm by encoding message M using the Bellare and Rogaway Optimal Asymmetric Encryption Padding (OAEP) method for encoding messages. For PKOAE2, M is defined as follows:</p> $M = [32 \text{ bytes: } hAD] \parallel [2 \text{ bytes: bit length of the clear key}] \parallel [\text{clear key}]$ <p>where hAD is the message digest of the associated data, and is calculated using the SHA-256 algorithm on the data starting at offset 30 for the length in bytes of all the associated data for the key token (length value at offset 32).</p> <p>EM is wrapped with an RSA public-key. The key token is external.</p> <p>All unused values are reserved and undefined.</p>

Table 289. AES DKYGENKY variable-length symmetric key-token, version X'05' (continued)

Offset (bytes)	Length (bytes)	Description
027	01	<p>Hash algorithm used for wrapping key or encoding message. Meaning depends on whether the encrypted section key-wrapping method (value at offset 26) is no key-wrapping method, AESKW, or PKOAE2:</p> <p>No key-wrapping method (value at offset 26 is X'00')</p> <p>Hash algorithm used for wrapping key when encrypted section key-wrapping method is no key-wrapping method:</p> <p>Value Meaning</p> <p>X'00' No hash (no key present)</p> <p>All unused values are reserved and undefined. The key token is external or internal.</p> <p>AESKW key-wrapping method (value at offset 26 is X'02')</p> <p>Hash algorithm used for wrapping key when encrypted section key-wrapping method is AESKW. The value indicates the algorithm used to calculate the message digest of the associated data. The message digest is included in the wrapped payload and is calculated starting at offset 30 for the length in bytes of all the associated data for the key token (length value at offset 32).</p> <p>Value Meaning</p> <p>X'02' SHA-256</p> <p>All unused values are reserved and undefined. The key token is external or internal.</p> <p>PKOAE2 key-wrapping method (value at offset 26 is X'03')</p> <p>Hash algorithm used for encoding message when encrypted section key-wrapping method is PKOAE2. The value indicates the given hash algorithm used for encoding message <i>M</i> using the RSAES-OAEP scheme of the RSA PKCS #1 v2.1 standard.</p> <p>Value Meaning</p> <p>X'01' SHA-1</p> <p>X'02' SHA-256</p> <p>X'04' SHA-384</p> <p>X'08' SHA-512</p> <p>All unused values are reserved and undefined. The key token is external.</p>

Table 289. AES DKYGENKY variable-length symmetric key-token, version X'05' (continued)		
Offset (bytes)	Length (bytes)	Description
028	01	<p>Payload format version (identifies format of the payload):</p> <p>Value Meaning</p> <p>X'01' V1 payload (V1PYLD). The payload format depends on the encrypted section key-wrapping method (value at offset 26):</p> <p>Value at offset 26 Meaning</p> <p>X'00' There is no key-wrapping method. When no key is present, there is no payload. The key token is external or internal.</p> <p>X'02' The key-wrapping method is AESKW and the payload is fixed length based on the maximum possible key size of the algorithm for the key. The key is padded with random data to the size of the largest key for that algorithm. This helps to deter attacks on keys known to be weaker. The key length cannot be inferred by the size of the payload. The key token is external or internal.</p> <p>X'03' The key-wrapping method is PKOAEP2 and the payload length is equal to the modulus size in bits of the RSA transport key used to wrap the encoded message. The key token is external. When the external key is exported, the internal target key will have the same V1 payload format.</p> <p>All unused values are reserved and undefined.</p>
029	01	Reserved, binary zero.
End of wrapping information section		
AESKW or PKOAEP2 components: (1) associated data section and (2) optional wrapped AESKW payload or wrapped PKOAEP2 payload (no payload if no key present)		
Associated data section		
030	01	<p>Associated data section version:</p> <p>Value Meaning</p> <p>X'01' Version 1 format of associated data</p>
031	01	Reserved, binary zero.
032	02	Length in bytes of all the associated data for the key token: 26 - 353.
034	01	Length in bytes of the optional key label (<i>kl</i>): 0 or 64.
035	01	Length in bytes of the optional IBM extended associated data (<i>iead</i>): 0.

Offset (bytes)	Length (bytes)	Description												
036	01	Length in bytes of the optional user-definable associated data (<i>uad</i>): 0 - 255.												
037	01	Reserved, binary zero.												
038	02	<p>Length in <i>bits</i> of the wrapped payload (<i>pl</i>): 0, 512 - 4096.</p> <ul style="list-style-type: none"> For no key-wrapping method (no key present), <i>pl</i> is 0. For PKOAE2 encoded payloads, <i>pl</i> is the length in bits of the modulus size of the RSA key used to wrap the payload. This can be 512 - 4096. For an AESKW formatted payload, <i>pl</i> is based on the key size of the algorithm type and the payload format version: AES algorithm (value at offset 41 is X'02') <p>An AES key can have a length of 16, 24, or 32 bytes (128, 192, or 256 bits). The following table shows the payload length for a given AES key size and payload format:</p> <table border="1" data-bbox="516 810 1474 978"> <thead> <tr> <th>AES key size</th> <th>Bit length of V0 payload (value at offset 28 is X'00')</th> <th>Bit length of V1 payload (value at offset 28 is X'01')</th> </tr> </thead> <tbody> <tr> <td>16 bytes (128 bits)</td> <td>Not applicable</td> <td>640</td> </tr> <tr> <td>24 bytes (192 bits)</td> <td>Not applicable</td> <td>640</td> </tr> <tr> <td>32 bytes (256 bits)</td> <td>Not applicable</td> <td>640</td> </tr> </tbody> </table>	AES key size	Bit length of V0 payload (value at offset 28 is X'00')	Bit length of V1 payload (value at offset 28 is X'01')	16 bytes (128 bits)	Not applicable	640	24 bytes (192 bits)	Not applicable	640	32 bytes (256 bits)	Not applicable	640
AES key size	Bit length of V0 payload (value at offset 28 is X'00')	Bit length of V1 payload (value at offset 28 is X'01')												
16 bytes (128 bits)	Not applicable	640												
24 bytes (192 bits)	Not applicable	640												
32 bytes (256 bits)	Not applicable	640												
040	01	Reserved, binary zero.												
041	01	<p>Algorithm type (algorithm for which the key can be used):</p> <table border="1"> <thead> <tr> <th>Value</th> <th>Meaning</th> </tr> </thead> <tbody> <tr> <td>X'02'</td> <td>AES</td> </tr> </tbody> </table> <p>All unused values are reserved and undefined.</p>	Value	Meaning	X'02'	AES								
Value	Meaning													
X'02'	AES													
042	02	<p>Key type (general class of the key):</p> <table border="1"> <thead> <tr> <th>Value</th> <th>Meaning</th> </tr> </thead> <tbody> <tr> <td>X'0009'</td> <td>DKYGENKY</td> </tr> </tbody> </table> <p>All unused values are reserved and undefined.</p>	Value	Meaning	X'0009'	DKYGENKY								
Value	Meaning													
X'0009'	DKYGENKY													

Table 289. AES DKYGENKY variable-length symmetric key-token, version X'05' (continued)

Offset (bytes)	Length (bytes)	Description																																	
044	01	<p>Key usage fields count (<i>kuf</i>): 2, 4 - 6. Key-usage field information defines restrictions on the use of the key.</p> <p>Count is based on type of key to diversify (value at offset 45):</p> <table border="1"> <thead> <tr> <th>Value at offset 45</th> <th>Type of key to diversify</th> <th>kuf count</th> </tr> </thead> <tbody> <tr> <td>X'00'</td> <td>D-ALL</td> <td>2</td> </tr> <tr> <td>X'01'</td> <td>D-CIPHER</td> <td>4</td> </tr> <tr> <td>X'02'</td> <td>D-MAC</td> <td>4 (not DK enabled) 5 (DK enabled)</td> </tr> <tr> <td>X'03'</td> <td>D-EXP</td> <td>6</td> </tr> <tr> <td>X'04'</td> <td>D-IMP</td> <td>6</td> </tr> <tr> <td>X'05'</td> <td>D-PPROT</td> <td>5</td> </tr> <tr> <td>X'06'</td> <td>D-PCALC</td> <td>5</td> </tr> <tr> <td>X'07'</td> <td>D-PPRW</td> <td>5</td> </tr> <tr> <td>X'08'</td> <td>D-SECMSG</td> <td>4</td> </tr> <tr> <td>X'09'</td> <td>D-KDKGKY</td> <td>15, 27, 39, or 51 (Release 5.4 or later)</td> </tr> </tbody> </table> <p>Each key-usage field is 2 bytes in length. The value in this field indicates how many 2-byte key usage fields follow.</p>	Value at offset 45	Type of key to diversify	kuf count	X'00'	D-ALL	2	X'01'	D-CIPHER	4	X'02'	D-MAC	4 (not DK enabled) 5 (DK enabled)	X'03'	D-EXP	6	X'04'	D-IMP	6	X'05'	D-PPROT	5	X'06'	D-PCALC	5	X'07'	D-PPRW	5	X'08'	D-SECMSG	4	X'09'	D-KDKGKY	15, 27, 39, or 51 (Release 5.4 or later)
Value at offset 45	Type of key to diversify	kuf count																																	
X'00'	D-ALL	2																																	
X'01'	D-CIPHER	4																																	
X'02'	D-MAC	4 (not DK enabled) 5 (DK enabled)																																	
X'03'	D-EXP	6																																	
X'04'	D-IMP	6																																	
X'05'	D-PPROT	5																																	
X'06'	D-PCALC	5																																	
X'07'	D-PPRW	5																																	
X'08'	D-SECMSG	4																																	
X'09'	D-KDKGKY	15, 27, 39, or 51 (Release 5.4 or later)																																	
045	01	<p>Key-usage field 1, high-order byte (type of key to diversify). Defines the type of diversified key that this diversifying key can generate.</p> <p>Value Meaning</p> <p>X'00' Any key type listed below (D-ALL)</p> <p>X'01' CIPHER (D-CIPHER)</p> <p>X'02' MAC (D-MAC)</p> <p>X'03' EXPORTER (D-EXP)</p> <p>X'04' IMPORTER (D-IMP)</p> <p>X'05' PINPROT (D-PPROT)</p> <p>X'06' PINCALC (D-PCALC)</p> <p>X'07' PINPRW (D-PPRW)</p> <p>X'08' SECMSG (D-SECMSG)</p> <p>X'09' KDKGENKY (D-KDKGKY) (Release 5.4 or later)</p> <p>All unused values are reserved and undefined.</p>																																	
046	01	Key-usage field 1, low-order byte (user-defined extension control).																																	

Table 289. AES DKYGENKY variable-length symmetric key-token, version X'05' (continued)		
Offset (bytes)	Length (bytes)	Description
047	01	<p>Key-usage field 2, high-order byte (related generated key-usage field level of control):</p> <p>Value Meaning</p> <p>B'1xxx xxxx' The key usage fields of the key to be generated must be equal (KUF-MBE) to the related generated key usage fields that start with key usage field 3 below.</p> <p>B'0xxx xxxx' The key usage fields of the key to be generated must be permissible (KUF-MBP) based on the related generated key usage fields that start with key usage field 3 below. A key to be diversified is not permitted to have a higher level of usage than the related key usage fields permit. The key to be diversified is only permitted to have key usage that is less than or equal to the related key usage fields. One exception is the UDX-ONLY setting in the generated key usage fields. The UDX-ONLY setting must <i>always</i> be equal to the UDX-ONLY setting in the related key usage fields.</p> <p>Undefined when the value at offset 45 = X'00' (D-ALL). All unused bits are reserved and must be zero.</p>
048	01	<p>Key-usage field 2, low-order byte (key-derivation sequence level):</p> <p>Value Meaning</p> <p>X'00' Use this diversifying key to generate a Level 0 diversified key (DKYL0). The type of key to diversify (value at offset 45) determines the key type of the generated key. Level 0 is a completed key.</p> <p>X'01' Use this diversifying key to generate a Level 1 diversified key (DKYL1).</p> <p>X'02' Use this diversifying key to generate a Level 2 diversified key (DKYL2).</p> <p>All unused values are reserved and undefined.</p>

Table 289. AES DKYGENKY variable-length symmetric key-token, version X'05' (continued)		
Offset (bytes)	Length (bytes)	Description
049, for <i>kuf</i> > 3	02	<p>Optional key-usage field 3 (related generated key usage fields). Controls the key usage field 1 values of the diversified key. Meaning depends on type of key to diversify (value at offset 45):</p> <p>Value at offset 45 Meaning</p> <p>X'01' Same as key-usage field 1 of AES CIPHER key.</p> <p>X'02' Same as key-usage field 1 of AES MAC key.</p> <p>X'03' Same as key-usage field 1 of AES EXPORTER key.</p> <p>X'04' Same as key-usage field 1 of AES IMPORTER key.</p> <p>X'05' Same as key-usage field 1 of AES PINPROT key .</p> <p>X'06' Same as key-usage field 1 of AES PINCALC key.</p> <p>X'07' Same as key-usage field 1 of AES PINPRW key.</p> <p>All unused bits are reserved and must be zero.</p>
051, for <i>kuf</i> > 3	02	<p>Optional key-usage field 4 (related generated key usage fields). Controls the key usage field 2 values of the diversified key. Meaning depends on type of key to diversify (value at offset 45):</p> <p>Value at offset 45 Meaning</p> <p>X'01' Same as key-usage field 2 of AES CIPHER key.</p> <p>X'02' Same as key-usage field 2 of AES MAC key.</p> <p>X'03' Same as key-usage field 2 of AES EXPORTER key.</p> <p>X'04' Same as key-usage field 2 of AES IMPORTER key.</p> <p>X'05' Same as key-usage field 2 of AES PINPROT key.</p> <p>X'06' Same as key-usage field 2 of AES PINCALC key.</p> <p>X'07' Same as key-usage field 2 of AES PINPRW key.</p> <p>All unused bits are reserved and must be zero.</p>

Table 289. AES DKYGENKY variable-length symmetric key-token, version X'05' (continued)		
Offset (bytes)	Length (bytes)	Description
053, for $kuf > 4$	02	<p>Optional key-usage field 5 (related generated key usage fields). Controls the key usage field 3 values of the diversified key. Meaning depends on type of key to diversify (value at offset 45):</p> <p>Value at offset 45 Meaning</p> <p>X'02' Same as key-usage field 3 of AES MAC key.</p> <p>X'03' Same as key-usage field 3 of AES EXPORTER key.</p> <p>X'04' Same as key-usage field 3 of AES IMPORTER key.</p> <p>X'05' Same as key-usage field 3 of AES PINPROT key.</p> <p>X'06' Same as key-usage field 3 of AES PINCALC key.</p> <p>X'07' Same as key-usage field 3 of AES PINPRW key.</p> <p>All unused bits are reserved and must be zero.</p>
055, for $kuf > 5$	02	<p>Optional key-usage field 6 (related generated key usage fields). Controls the key usage field 4 values of the diversified key. Meaning depends on type of key to diversify (value at offset 45):</p> <p>Value at offset 45 Meaning</p> <p>X'03' Same as key-usage field 4 of AES EXPORTER key.</p> <p>X'04' Same as key-usage field 4 of AES IMPORTER key.</p> <p>All unused bits are reserved and must be zero.</p>
$045 + (2 * kuf)$	01	<p>Key management fields count (kmf): 3. Key-management field information describes how the data is to be managed or helps with management of the key material.</p> <p>Each key-management field is 2 bytes in length. The value in this field indicates how many 2-byte key management fields follow.</p>
$046 + (2 * kuf)$	01	Key-management field 1, high-order byte (symmetric-key export control).
$047 + (2 * kuf)$	01	Key-management field 1, low-order byte (export control by algorithm).
$048 + (2 * kuf)$	01	Key-management field 2, high-order byte (key completeness).
$049 + (2 * kuf)$	01	Key-management field 2, low-order byte (security history).
$050 + (2 * kuf)$	01	Key-management field 3, high-order byte (pedigree original).

Table 289. AES DKYGENKY variable-length symmetric key-token, version X'05' (continued)				
Offset (bytes)	Length (bytes)	Description		
051 + (2 * kuf)	01	Key-management field 3, low-order byte (pedigree current).		
052 + (2 * kuf)	kl	Optional key label.		
052 + (2 * kuf) + kl	iead	Optional IBM extended associated data (not used).		
052 + (2 * kuf) + kl + iead	uad	Optional user-defined associated data.		
End of associated data section				
Optional wrapped AESKW formatted payload or wrapped PKOAE2 encoded payload (no payload if no key present)				
052 + (2 * kuf) + kl + iead + uad	(pl + 7) / 8	Contents of payload (pl is in bits) depending on the encrypted section key-wrapping method (value at offset 26):		
		Value at offset 26	Encrypted section key-wrapping method	Meaning
		X'02'	AESKW	An encrypted payload which the Segment 2 code creates by wrapping the unencrypted AESKW formatted payload. The payload is made up of the integrity check value, pad length, length of hash options and hash, hash options, hash of the associated data, key material, and padding. The key token is internal.
X'03'	PKOAE2	An encrypted PKOAE2 encoded payload created using the RSAES-OAEP scheme of the PKCS #1 v2.1 standard. The message <i>M</i> is encoded for a given hash algorithm using the Bellare and Rogaway Optimal Asymmetric Encryption Padding (OAEP) method for encoding messages. For PKOAE2, <i>M</i> is defined as follows: $M = [32 \text{ bytes: } hAD] \parallel [2 \text{ bytes: bit length of the clear key}] \parallel [\text{clear key}]$ where <i>hAD</i> is the message digest of the associated data, and is calculated using the SHA-256 algorithm starting at offset 30 for the length in bytes of all the associated data for the key token (length value at offset 32). The encoded message is wrapped with an RSA public-key according to the standard. The key token is external.		
End of optional wrapped AESKW formatted payload or wrapped PKOAE2 encoded payload				

Table 289. AES DKYGENKY variable-length symmetric key-token, version X'05' (continued)		
Offset (bytes)	Length (bytes)	Description
End of AESKW or PKOAE2 components		
Note: All numbers are in big endian format.		

AES SECMSG variable-length symmetric key token

View a table showing the format of the SECMSG variable-length symmetric key-token.

Table 290. AES SECMSG variable-length symmetric key-token, version X'05'		
Offset (bytes)	Length (bytes)	Description
Header		
000	01	Token identifier (note that it is intentional that an external key-token is not defined): Value Meaning X'01' Internal key-token (encrypted key is wrapped with the master key, or there is no payload). All unused values are reserved and undefined.
001	01	Reserved, binary zero.
002	02	Length in bytes of the overall token structure: Key token Minimum token length Skeleton $46 + (2 * 2) + (2 * 3) + 0 + 0 + 0 + 0 = 56$ Encrypted V1 payload $46 + (2 * 2) + (2 * 3) + 0 + 0 + 0 + ((640 + 7) / 8) = 136$ Key token Maximum token length Internal $46 + (2 * 2) + (2 * 3) + 64 + 0 + 255 + ((640 + 7) / 8) = 455$
004	01	Token version number (identifies the format of this key token): Value Meaning X'05' Version 5 format of the key token (variable-length symmetric key-token)
005	03	Reserved, binary zero.
End of header		
Wrapping information section (all data related to wrapping the key)		

Table 290. AES SECMMSG variable-length symmetric key-token, version X'05' (continued)		
Offset (bytes)	Length (bytes)	Description
008	01	<p>Key material state:</p> <p>Value Meaning</p> <p>X'00' No key is present. This is called a skeleton key-token. The key token is internal.</p> <p>X'03' Key is wrapped with the AES master-key. The encrypted section key-wrapping method is AESKW. The key token is internal.</p> <p>All unused values are reserved and undefined.</p>
009	01	<p>Key verification pattern (KVP) type:</p> <p>Value Meaning</p> <p>X'00' No KVP (no key present or key is wrapped with an RSA public-key). The key token is external or internal.</p> <p>X'01' AESMK (8 leftmost bytes of SHA-256 hash: X'01 clear AES MK). The key token is internal.</p> <p>All unused values are reserved and undefined.</p>
010	16	<p>KVP (value depends on value of key material state, that is, the value at offset 8):</p> <p>Value at offset 8 Value of KVP</p> <p>X'00' The key-material state is no key present. The field should be filled with binary zeros. The key token is internal.</p> <p>X'03' The key-material state is the key is wrapped with the AES master-key. The field contains the MKVP of the AES master-key used to wrap the key. The 8-byte MKVP is left-aligned in the field and padded on the right low-order bytes with binary zeros. The key token is internal.</p> <p>All unused values are reserved and undefined.</p>
026	01	<p>Encrypted section key-wrapping method (how data in the encrypted section is protected):</p> <p>Value Meaning</p> <p>X'00' No key-wrapping method (no key present). The key token is external or internal.</p> <p>X'02' AESKW (ANS X9.102). The key token is internal with a key wrapped by the AES master-key.</p> <p>All unused values are reserved and undefined.</p>

Table 290. AES SECMMSG variable-length symmetric key-token, version X'05' (continued)		
Offset (bytes)	Length (bytes)	Description
027	01	<p>Hash algorithm used for wrapping key or encoding message. Meaning depends on whether the encrypted section key-wrapping method (value at offset 26) is no key-wrapping method or AESKW:</p> <p>No key-wrapping method (value at offset 26 is X'00')</p> <p>Hash algorithm used for wrapping key when encrypted section key-wrapping method is no key-wrapping method:</p> <p>Value Meaning</p> <p>X'00' No hash (no key present).</p> <p>All unused values are reserved and undefined. The key token is internal.</p> <p>AESKW key-wrapping method (value at offset 26 is X'02')</p> <p>Hash algorithm used for wrapping key when encrypted section key-wrapping method is AESKW. The value indicates the algorithm used to calculate the hash digest of the associated data. The hash digest is included in the wrapped payload and is calculated starting at offset 30 for the length in bytes of all the associated data for the key token (length value at offset 32).</p> <p>Value Meaning</p> <p>X'02' SHA-256</p> <p>All unused values are reserved and undefined. The key token is internal.</p>
028	01	<p>Payload format version (identifies format of the payload).</p> <p>Value Meaning</p> <p>X'01' V1 payload. The payload format depends on the encrypted section key-wrapping method (value at offset 26):</p> <p>Value Meaning</p> <p>X'00' There is no key-wrapping method. When no key is present, there is no payload. The key token is internal.</p> <p>X'02' The key-wrapping method is AESKW and the payload is fixed length based on the maximum possible key size of the algorithm for the key. The key is padded with random data to the size of the largest key for that algorithm. This helps to deter attacks on keys known to be weaker. The key length cannot be inferred by the size of the payload. The key token is internal.</p> <p>All unused values are reserved and undefined.</p>
029	01	Reserved, binary zero.
End of wrapping information section		

Key token formats

Table 290. AES SECMMSG variable-length symmetric key-token, version X'05'														
Offset (bytes)	Length (bytes)	Description												
AESKW components: (1) associated data section and (2) optional wrapped AESKW formatted payload (no payload if no key present)														
Associated data section														
030	01	Associated data section version: Value Meaning X'01' Version 1 format of associated data.												
031	01	Reserved, binary zero.												
032	02	Length in bytes of all the associated data for the key token: 26 - 345.												
034	01	Length in bytes of the optional key label (<i>kl</i>): 0 or 64 .												
035	01	Length in bytes of the optional IBM extended associated data (<i>iead</i>): 0 .												
036	01	Length in bytes of the optional user-definable associated data: 0 - 255 (<i>uad</i>).												
037	01	Reserved, binary zero.												
038	02	Length in <i>bits</i> of the wrapped payload (<i>pl</i>): 0, 640. For no key-wrapping method (no key present), <i>pl</i> is 0. For an AESKW formatted payload, <i>pl</i> is based on the key size of the algorithm type and the payload format version: <ul style="list-style-type: none"> • AES algorithm (value at offset 41 is X'02') • An AES key can have a length of 16, 24, or 32 bytes (128, 192, or 256 bits). The payload length for a given AES key size and payload format are as follows: <table border="1" style="margin-left: 20px;"> <thead> <tr> <th>AES key size</th> <th>Bit length of V0 payload (value at offset 28 is X'00')</th> <th>Bit length of V1 payload (value at offset 28 is X'01')</th> </tr> </thead> <tbody> <tr> <td>16 bytes (128 bits)</td> <td>Not applicable</td> <td>640</td> </tr> <tr> <td>24 bytes (192 bits)</td> <td>Not applicable</td> <td>640</td> </tr> <tr> <td>32 bytes (256 bits)</td> <td>Not applicable</td> <td>640</td> </tr> </tbody> </table>	AES key size	Bit length of V0 payload (value at offset 28 is X'00')	Bit length of V1 payload (value at offset 28 is X'01')	16 bytes (128 bits)	Not applicable	640	24 bytes (192 bits)	Not applicable	640	32 bytes (256 bits)	Not applicable	640
AES key size	Bit length of V0 payload (value at offset 28 is X'00')	Bit length of V1 payload (value at offset 28 is X'01')												
16 bytes (128 bits)	Not applicable	640												
24 bytes (192 bits)	Not applicable	640												
32 bytes (256 bits)	Not applicable	640												
040	01	Reserved, binary zero.												
041	01	Algorithm type (algorithm for which the key can be used): Value Meaning X'02' AES All unused values are reserved and undefined.												

Table 290. AES SECMSG variable-length symmetric key-token, version X'05' (continued)		
Offset (bytes)	Length (bytes)	Description
042	02	<p>Key type (general class of the key):</p> <p>Value Meaning</p> <p>X'000A' SECMSG</p> <p>All unused values are reserved and undefined.</p>
044	01	<p>Key usage fields count (<i>kuf</i>): 2. Key-usage field information defines restrictions on the use of the key.</p> <p>Each key-usage field is 2 bytes in length. The value in this field indicates how many 2-byte key usage fields follow.</p>
045	01	<p>Key-usage field 1, high-order byte (secure message encryption enablement):</p> <p>Value Meaning</p> <p>X'00' Enable the encryption of PINs in an EMV secure message (SMPIN).</p> <p>All unused values are reserved and undefined.</p>
046	01	Key-usage field 1, low-order byte (user-defined extension control).
047	01	<p>Key-usage field 2, high-order byte (verb restriction):</p> <p>Value Meaning</p> <p>X'00' Any verb can use this key (ANY-USE).</p> <p>X'01' Only CSNBDPC can use this key (DPC-ONLY).</p> <p>All unused values are reserved and undefined.</p>
048	01	<p>Key-usage field 2, low-order byte (reserved).</p> <p>All bits are reserved and must be zero.</p>
049	01	<p>Key management fields count (<i>kmf</i>): 3. Key-management field information describes how the data is to be managed or helps with management of the key material.</p> <p>Each key-management field is 2 bytes in length. The value in this field indicates how many 2-byte key management fields follow.</p>

Table 290. AES SECMMSG variable-length symmetric key-token, version X'05' (continued)

Offset (bytes)	Length (bytes)	Description
050	01	<p>Key-management field 1, high-order byte (symmetric-key export control). Note that an AES SECMMSG key cannot be exported because it has no external key-token defined.</p> <p>Symmetric-key export control:</p> <p>Value Meaning</p> <p>B'1xxx xxxx' Undefined.</p> <p>B'0xxx xxxx' Prohibit export using symmetric key (NOEX-SYM).</p> <p>Unauthenticated asymmetric-key export control:</p> <p>Value Meaning</p> <p>B'x1xx xxxx' Undefined.</p> <p>B'x0xx xxxx' Prohibit export using unauthenticated asymmetric key (NOEXUASY).</p> <p>Authenticated asymmetric-key export control:</p> <p>Value Meaning</p> <p>B'xx1x xxxx' Undefined.</p> <p>B'xx0x xxxx' Prohibit export using authenticated asymmetric key (NOEXAASY).</p> <p>Raw-key export control:</p> <p>Value Meaning</p> <p>B'xxx1 xxxx' Undefined.</p> <p>B'xxx0 xxxx' Prohibit export using raw key (NOEX-RAW). Defined for future use. Currently ignored.</p> <p>All unused bits are reserved and must be zero.</p>

Table 290. AES SECMMSG variable-length symmetric key-token, version X'05' (continued)		
Offset (bytes)	Length (bytes)	Description
051	01	<p>Key-management field 1, low-order byte (export control by algorithm). Note that an AES SECMMSG key can only be internal; it cannot be external.</p> <p>DES-key export control:</p> <p>Value Meaning</p> <p>B'1xxx xxxx' Prohibit export using DES key (NOEX-DES).</p> <p>B'0xxx xxxx' Undefined.</p> <p>AES-key export control:</p> <p>Value Meaning</p> <p>B'x1xx xxxx' Prohibit export using AES key (NOEX-AES).</p> <p>B'x0xx xxxx' Undefined.</p> <p>RSA-key export control:</p> <p>Value Meaning</p> <p>B'xxxx 1xxx' Prohibit export using RSA key (NOEX-RSA).</p> <p>B'xxxx 0xxx' Undefined.</p> <p>All unused bits are reserved and must be zero.</p>
052	01	Key-management field 2, high-order byte (key completeness).
053	01	Key-management field 2, low-order byte (security history).
054	01	Key-management field 3, high-order byte (pedigree original).
055	01	Key-management field 3, low-order byte (pedigree current).
056	01	Optional key label.
056 + <i>kl</i>	<i>iead</i>	Optional IBM extended associated data (unused).
056 + <i>kl</i> + <i>iead</i>	<i>uad</i>	Optional user-defined associated data.
End of associated data section		
Optional wrapped AESKW formatted payload, or wrapped PKOAE2 encoded payload (no payload if no key present)		

Table 290. AES SECMMSG variable-length symmetric key-token, version X'05' (continued)														
Offset (bytes)	Length (bytes)	Description												
056 + kl + iead + uad	(pl + 7) / 8	Contents of payload (<i>pl</i> is in <i>bits</i>) depending on the encrypted section key-wrapping method (value at offset 26):												
		<table border="1"> <thead> <tr> <th>Value at offset 26</th> <th>Encrypted section key-wrapping method</th> <th>Meaning</th> </tr> </thead> <tbody> <tr> <td>X'00'</td> <td>No key-wrapping method. Only applies when key is clear, that is, when the value at offset 8 = X'01'.</td> <td>Only the key material will be in the payload. The key token is external or internal.</td> </tr> <tr> <td>X'02'</td> <td>AESKW</td> <td>An encrypted payload which the Segment 2 code creates by wrapping the unencrypted AESKW formatted payload. The payload is made up of the integrity check value, pad length, length of hash options and hash, hash options, hash of the associated data, key material, and padding. The key token is internal.</td> </tr> <tr> <td>X'03'</td> <td>PKOAE2</td> <td>An encrypted PKOAE2 payload which the Segment 2 code creates using the RSAES-OAEP scheme of the PKCS #1 v2.1 standard. The message <i>M</i> is encoded for a given hash algorithm using the Bellare and Rogaway Optimal Asymmetric Encryption Padding (OAEP) method for encoding messages. For PKOAE2, <i>M</i> is defined as follows: $M = [32 \text{ bytes: } hAD] \parallel [2 \text{ bytes: bit length of the clear key}] \parallel [\text{clear key}]$ where <i>hAD</i> is the message digest of the associated data, and is calculated using the SHA-256 algorithm starting at offset 30 for the length in bytes of all the associated data for the key token (length value at offset 32). The encoded message is wrapped with an RSA public-key according to the standard. The key token is external.</td> </tr> </tbody> </table>	Value at offset 26	Encrypted section key-wrapping method	Meaning	X'00'	No key-wrapping method. Only applies when key is clear, that is, when the value at offset 8 = X'01'.	Only the key material will be in the payload. The key token is external or internal.	X'02'	AESKW	An encrypted payload which the Segment 2 code creates by wrapping the unencrypted AESKW formatted payload. The payload is made up of the integrity check value, pad length, length of hash options and hash, hash options, hash of the associated data, key material, and padding. The key token is internal.	X'03'	PKOAE2	An encrypted PKOAE2 payload which the Segment 2 code creates using the RSAES-OAEP scheme of the PKCS #1 v2.1 standard. The message <i>M</i> is encoded for a given hash algorithm using the Bellare and Rogaway Optimal Asymmetric Encryption Padding (OAEP) method for encoding messages. For PKOAE2, <i>M</i> is defined as follows: $M = [32 \text{ bytes: } hAD] \parallel [2 \text{ bytes: bit length of the clear key}] \parallel [\text{clear key}]$ where <i>hAD</i> is the message digest of the associated data, and is calculated using the SHA-256 algorithm starting at offset 30 for the length in bytes of all the associated data for the key token (length value at offset 32). The encoded message is wrapped with an RSA public-key according to the standard. The key token is external.
		Value at offset 26	Encrypted section key-wrapping method	Meaning										
		X'00'	No key-wrapping method. Only applies when key is clear, that is, when the value at offset 8 = X'01'.	Only the key material will be in the payload. The key token is external or internal.										
X'02'	AESKW	An encrypted payload which the Segment 2 code creates by wrapping the unencrypted AESKW formatted payload. The payload is made up of the integrity check value, pad length, length of hash options and hash, hash options, hash of the associated data, key material, and padding. The key token is internal.												
X'03'	PKOAE2	An encrypted PKOAE2 payload which the Segment 2 code creates using the RSAES-OAEP scheme of the PKCS #1 v2.1 standard. The message <i>M</i> is encoded for a given hash algorithm using the Bellare and Rogaway Optimal Asymmetric Encryption Padding (OAEP) method for encoding messages. For PKOAE2, <i>M</i> is defined as follows: $M = [32 \text{ bytes: } hAD] \parallel [2 \text{ bytes: bit length of the clear key}] \parallel [\text{clear key}]$ where <i>hAD</i> is the message digest of the associated data, and is calculated using the SHA-256 algorithm starting at offset 30 for the length in bytes of all the associated data for the key token (length value at offset 32). The encoded message is wrapped with an RSA public-key according to the standard. The key token is external.												
End of optional wrapped AESKW formatted payload														
End of AESKW components														
Note: All numbers are in big endian format.														

PKA key tokens

PKA key tokens contain RSA or ECC private or public keys.

PKA tokens are variable length because they contain either RSA or ECC key values, which are variable in length. Consequently, length parameters precede all PKA token parameters. The maximum allowed size is 3500 bytes. PKA key tokens consist of a token header, any required sections, and any optional sections. Optional sections depend on the token type. PKA key tokens can be public or private, and private key

tokens can be internal or external. Therefore, there are three basic types of tokens, each of which can contain either RSA or ECC information:

- A public key token
- A private external key token
- A private internal key token

Public key tokens contain only the public key. Private key tokens contain the public and private key pair. Table 291 on page 1103 summarizes the sections in each type of token.

Section	Public external key token	Private external key token	Private internal key token
Header	X	X	X
RSA or ECC private key information		X	X
RSA or ECC public key information	X	X	X
Key name (optional)		X	X
Internal information			X

As with DES key tokens, the first byte of a PKA key token contains the token identifier which indicates the type of token.

A first byte of X'1E' indicates an external token with a cleartext public key and optionally a private key that is either in cleartext or enciphered by a transport key-encrypting key. An external key token is in importable key form. It can be sent on the link.

A first byte of X'1F' indicates an internal token with a cleartext public key and a private key that is enciphered by the PKA master key and ready for internal use. An internal key token is in operational key form. A PKA private key token must be in operational form for the coprocessor to use it. (PKA public key tokens are used directly in the external form.)

Formats for public and private external and internal RSA and ECC key tokens begin in “[RSA public key token](#)” on page 1112.

PKA null key token

The format for a PKA null key token.

Table 292 on page 1103 shows the format for a PKA null key token.

Bytes	Description
0	X'00' Token identifier (indicates that this is a null key token).
1	Version, X'00'.
2 - 3	X'0008' Length of the key token structure.
4 - 7	Ignored (should be zero).

PKA key token sections

A PKA key token is either for an ECC key or an RSA key. In either case, it is the concatenation of an ordered set of sections.

PKA key tokens can be built with the PKA Key Token Build verb. Either RSA or ECC key tokens can be built.

An RSA key-token is a concatenation of these ordered sections:

Key token formats

- A token header:
 - An external header (first byte X'1E')
 - An internal header (first byte X'1F')
- An optional RSA private-key section in one of the token types shown in [Table 293 on page 1104](#):

<i>Table 293. Optional RSA private key sections</i>				
Private key section identifier (token type)	Modulus bit length and key format	RSA key not protected by an object protection key (OPK)	RSA key protected by OPK that is wrapped by DES KEK or PKA MK	RSA key protected by OPK that is wrapped by an AES key
External RSA key tokens (first byte of PKA key-token header X'1E')				
X'02' (RSA-PRIV)	512 - 1024 M-E (Modulus-Exponent)	Private key in the clear or wrapped by DES KEK	N/A	N/A
X'05' (input only, replaced by X'08')	512 - 2048 CRT (Chinese-Remainder Theorem)	Private key in the clear	N/A	N/A
X'08' (RSA-CRT)	512 - 4096 CRT	N/A	Private key in the clear or wrapped by OPK, with OPK data wrapped by DES KEK	N/A
X'09' (RSAMEVAR)	512 - 4096 M-E	Private key in the clear or wrapped by DES KEK	N/A	N/A
X'30' (RSA-AESM)	512 - 4096 M-E	N/A	N/A	Private key in the clear or wrapped by OPK, with OPK data wrapped by AES KEK
X'31' (RSA-AESC)	512 - 4096 CRT	N/A	N/A	Private key in the clear or wrapped by OPK, with OPK data wrapped by AES KEK
Internal RSA key tokens (first byte of PKA key-token header X'1F')				
X'05' (input only, replaced by X'08')	512 - 2048 CRT	Private key wrapped by PKA MK	N/A	N/A
X'06' (old RSA-PRIV)	512 - 1024 M-E	N/A	Private key wrapped by OPK, with OPK data wrapped by PKA MK	N/A

Table 293. Optional RSA private key sections (continued)

Private key section identifier (token type)	Modulus bit length and key format	RSA key not protected by an object protection key (OPK)	RSA key protected by OPK that is wrapped by DES KEK or PKA MK	RSA key protected by OPK that is wrapped by an AES key
X'08' (RSA-CRT)	512 - 4096 CRT	N/A	Private key wrapped by OPK, with OPK data wrapped by PKA MK	N/A
X'30' (RSA-AESM)	512 - 4096 M-E	N/A	N/A	Private key in the clear or wrapped by OPK, with OPK data wrapped by APKA MK
X'31' (RSA-AESC)	512 - 4096 CRT	N/A	N/A	Private key in the clear or wrapped by OPK, with OPK data wrapped by APKA MK

- a required RSA public-key section (section identifier X'04')
- an optional PKA private-key name section (section identifier X'10')
- for internal key-tokens with private keys in X'02' or X'05' sections, a required RSA private-key blinding section (section identifier X'FF'), otherwise not allowed

Table 294. RSA private-key blinding information

Offset (bytes)	Length (bytes)	Description
000	001	Section identifier: X'FF' RSA private-key blinding information Used with internal key tokens created by the CCA Support Program, Version 1 (having section identifiers X'02' or X'05').
001	001	Section version number (X'00').
002	002	Section length in bytes ($34+rrr+iii+xxx$).
004	020	SHA-1 hash value of the internal information subsection cleartext, offset 28 to the section end. This hash value is checked after an enciphered private key is deciphered for use.
024	002	Length in bytes of the encrypted secure subsection.
026	002	Reserved, binary zero.
Start of the encrypted secure information subsection. An internal token with section identifiers X'02' or X'05' uses the asymmetric master key and the EDE3 algorithm. See “Triple-DES ciphering algorithms” on page 1242.		
028	002	Length of the random number r , in bytes: rrr .
030	002	Length of the random number multiplicative inverse r^{-1} , in bytes: iii .

Table 294. RSA private-key blinding information (continued)

Offset (bytes)	Length (bytes)	Description
032	002	Length of the padding field, in bytes xxx.
034	rrr	Random number r (used in blinding).
034 + rrr	iii	Random number r^{-1} (used in blinding).
034 + rrr + iii	xxx	X'00' padding of length xxx bytes such that the length from the start of the encrypted subsection to the end of the padding field is a multiple of 8 bytes.
End of the encrypted secure information subsection.		

- an optional PKA public-key certificate section (section identifier X'40' with subsidiary sections).

An ECC key-token is a concatenation of these ordered sections:

- a required PKA key-token header:
 - an external header (first byte X'1E')
 - an internal header (first byte X'1F')
 - an optional ECC private-key section in the token type shown in [Table 295 on page 1106](#).

Table 295. Optional ECC private key sections

Private key section identifier (token type)	ECC curve type: length of prime p in bits	ECC key protected by OPK that is wrapped by an AES key
External ECC key tokens (first byte of PKA key-token header X'1E')		
X'20' (ECC-PAIR)	Brainpool: 160, 192, 224, 256, 320, 384, or 512 Prime: 192, 224, 256, 384, or 521	Private key in the clear or wrapped by OPK, with OPK and its data wrapped by AES KEK
Internal ECC key tokens (first byte of PKA key-token header X'1F')		
X'20' (ECC-PAIR)	Brainpool: 160, 192, 224, 256, 320, 384, or 512 Prime: 192, 224, 256, 384, or 521	Private key wrapped by OPK, with OPK and its data wrapped by APKA MK

- a required ECC public-key section (section identifier X'21')
- an optional PKA private-key name section (section identifier X'10')
- an optional PKA public-key certificate section (section identifier X'40')
- an optional ECC key-derivation information section (section identifier X'23').

Integrity of PKA private key sections containing an encrypted RSA key

With the exception of RSA key tokens containing an AES encrypted OPK (sections X'30' and X'31'), if an RSA key-token contains information for an encrypted private-key, then the integrity of the information

within the token can be verified by computing and comparing the SHA-1 message digest values that are found at offsets 4 and 30 within the private-key section.

The SHA-1 message digest at offset 4 requires access to the cleartext values of the private-key components. The cryptographic engine verifies this hash quantity whenever it retrieves the secret key for productive use.

A second SHA-1 message digest, located at offset 30 (excluding sections X'30' and X'31'), is computed on optional, designated key-token information following the public-key section. The value of this SHA-1 message digest is included in the computation of the message digest at offset 4. As with the offset 4 value, the message digest at offset 30 is validated whenever a private key is recovered from the token for productive use.

CCA provides PKA private key sections X'30' and X'31'. These sections can contain an AESKW-wrapped (ANS X9.102) RSA private key (wrapped by the OPK) and an AES encrypted OPK. When the RSA key with an AES encrypted OPK is wrapped, a message digest is calculated over the associated data section contained in the private-key section. The calculated message digest becomes part of the payload before it is wrapped. There is no way for a user to retrieve this value to validate it. The same is true for ECC private keys, which are AESKW-wrapped.

In addition to the hash checks, various token-format and content checks are performed to validate the key values.

The optional PKA private-key name section can be used by access-monitor systems to ensure that the application program is entitled to employ the particular private key.

Number representation in PKA key tokens

View tables that present information about number representations in the available formats of PKA key tokens.

- All length fields are in binary.
- All binary fields (exponents, lengths, and so forth) are stored with the high-order byte first. Thus the least significant bits are to the right and preceded with zero-bits to the width of a field.
- In variable-length binary fields that have an associated field-length value, leading bytes that would otherwise contain X'00' can be dropped and the field shortened to contain only the significant bits.

Offset (bytes)	Length (bytes)	Description
000	001	Token identifier (a flag that indicates token type) X'00' PKA null key-token X'1E' PKA external key-token; the optional private-key is either in cleartext or enciphered by a transport key-encrypting key X'1F' PKA internal key-token; the private key is enciphered by a master key
001	001	Token version number (X'00').
002	002	Length in bytes of the token structure (big endian).
004	004	Reserved, binary zero.

PKA public-key certificate section

A PKA public-key certificate section can be optionally included in a PKA key token. The section is composed of a series of subsections and optional tag-length-value (TLV) objects to form a self-defining

Key token formats

data structure. One or more TLV objects can be included in the variable portion of a higher-level TLV object. The section and subsections must occur in the following order:

- A required PKA public-key certificate (section identifier X'40')
- A required public-key subsection:
 - For an ECC key, an ECC public-key subsection (subsection identifier X'22')
 - For an RSA key, an RSA public-key subsection (subsection identifier X'41')
- An optional PKA certificate information subsection (subsection identifier X'42') which includes one, two, or three TLV objects:
 1. PKA user-data TLV object (tag identifier X'50')
 2. PKA private key ID object (tag identifier X'51')
 3. PKA serial number TLV object (tag identifier X'52')
- A required PKA signature subsection (subsection identifier X'45'), followed by any number of optional PKA signature subsections

The PKA public-key certification section is described followed by descriptions of the related subsections and TLV objects that can be concatenated to the section.

Offset (bytes)	Length (bytes)	Description
000	001	Section identifier: X'40' PKA public-key certificate
001	001	Section version number (X'00').
002	002	Section length in bytes. Includes: <ul style="list-style-type: none">• Section header• Public key subsection• Information subsection (optional)• Signature subsections

Offset (bytes)	Length (bytes)	Description
000	001	Subsection identifier: X'22' ECC public-key
001	001	Subsection version number (X'00')
002	002	Subsection length in bytes (14 + xxx)
004	004	Reserved, binary zero.

Offset (bytes)	Length (bytes)	Description
008	001	Curve type: Value Meaning X'00' Prime X'01' Brainpool
009	001	Reserved, binary zero.
010	002	Length of prime p in bits. Refer to Table 317 on page 1140 , and Table 318 on page 1140 . Value Length (bits) X'00A0' 160 (Brainpool) X'00C0' 192 (Brainpool, Prime) X'00E0' 224 (Brainpool, Prime) X'0100' 256 (Brainpool, Prime) X'0140' 320 (Brainpool) X'0180' 384 (Brainpool, Prime) X'0200' 512 (Brainpool) X'0209' 521 (Prime)
012	002	Length of public key q in bytes. Value includes length key material plus one (to include a one-byte flag that indicates if the key material is compressed).
014	xxx	Public key q .

Offset (bytes)	Length (bytes)	Description
000	001	Subsection identifier: X'41' RSA public-key
001	001	Subsection version number (X'00').
002	002	Subsection length in bytes (12 + xxx + yyy).
004	002	Reserved, binary zero.

Key token formats

Offset (bytes)	Length (bytes)	Description
006	002	RSA public-key exponent field length in bytes, xxx.
008	002	Public-key modulus length in bits.
010	002	RSA public-key modulus field length in bytes, yyy.
012	xxx	Public-key exponent, e (this field length is typically 1, 3, or 64 - 512 bytes). e must be odd, and $1 \leq e < n$.
012+xxx	yyy	Modulus, n. $n = pq$, where p and q are prime and $2^{512} \leq n < 2^{4096}$. This field is absent when the modulus is contained in the private-key section. If present, the field length is 64 - 512 bytes.

Offset (bytes)	Length (bytes)	Description
000	001	Subsection identifier: X'42' PKA certificate information
001	001	Subsection version number (X'00').
002	002	Subsection length in bytes (4+iii), where iii is: length of TLV object X'50' + length of TLV object X'51' + length of TLV object X'52'.
004	iii	The information field that contains any of the optional TLV objects: Tag Description X'50' User data X'51' Private key EID X'52' Serial number

Offset (bytes)	Length (bytes)	Description
000	001	Tag identifier: X'50' PKA user-data TLV object
001	001	TLV object version number (X'00').
002	002	TLV object length in bytes (4+uuu; $0 \leq uuu \leq 64$).
004	uuu	User-provided data.

Offset (bytes)	Length (bytes)	Description
000	001	Tag identifier: X'51' PKA private-key EID TLV object
001	001	TLV object version number (X'00').
002	002	TLV object length in bytes (X'0014').
004	016	EID string of the CCA node that generated the public and private key. This TLV must be provided in a skeleton key-token with usage of the PKA Key Generate verb. The verb fills in the EID string prior to certifying the public key. The EID value is encoded using the ASCII character set.

Offset (bytes)	Length (bytes)	Description
000	001	Tag identifier: X'52' PKA serial number TLV object
001	001	TLV object version number (X'00').
002	002	TLV object length in bytes (X'000C').
004	008	Serial number of the coprocessor that generated the public and private key. This TLV must be provided in a skeleton key-token with usage of the PKA Key Generate verb. The verb fills in the serial number prior to certifying the public key.

Offset (bytes)	Length (bytes)	Description
000	001	Subsection identifier: X'45' PKA signature
001	001	Subsection version number (X'00').
002	002	Subsection length in bytes (70+sss).

Offset (bytes)	Length (bytes)	Description
004	001	Hash algorithm identifier: For RSA public-key (X'04') with PKA public-key certificate (X'40'): Value Meaning X'01' SHA-1 For ECC public-key (X'21') with PKA public-key certificate (X'40'): X'03' SHA-256 X'04' SHA-512
005	001	Signature formatting identifier: For RSA public-key (X'04') with PKA public-key certificate (X'40'): Value Meaning X'01' ISO/IEC 9796-1 process For ECC public-key (X'21') with PKA public-key certificate (X'40'): Value Meaning X'05' ANS X9.62 ECDSA
006	064	Signature-key identifier; the key label of the key used to generate the signature.
070	sss	The signature field: The signature is calculated on data that begins with the signature section identifier (X'40') through the byte immediately preceding this signature field.
Note: More than one signature subsection can be included in a signature section. This accommodates the possibility of a self-signature as well as a device-key signature.		

RSA public key token

The sections of an RSA public key token.

An RSA public key token contains the following sections.

- A required token header, starting with the token identifier X'1E'
- A required RSA public key section, starting with the section identifier X'04'

Table 305 on page 1113 presents the format of an RSA public key token. All length fields are in binary. All binary fields (exponents, lengths, and so on) are stored with the high-order byte first (left, low-address, S/390[®] format).

Table 305. RSA Public Key Token format		
Offset (decimal)	Length (bytes)	Description
Token Header (Required)		
000	001	Token identifier. X'1E' indicates an external token.
001	001	Version, X'00'.
002	002	Length of the key token structure.
004	004	Ignored. Should be 0.
RSA Public Key Section (Required)		
000	001	X'04', section identifier, RSA public key.
001	001	X'00', version.
002	002	Section length, 12 + xxx + yyy
004	002	Reserved field.
006	002	RSA public key exponent field length in bytes, "xxx".
008	002	Public key modulus length in bits.
010	002	RSA public modulus field length in bytes, yyy. Note: If the token contains an RSA private key section, this field length, yyy, should be 0. The RSA private key section contains the modulus.
012	xxx	Public exponent, e . (This field length is typically 1, 3, or 64 - 512 bytes). e must be odd and $1 \leq e < n$ (e is frequently valued to 3, 5, 17, 257, or 65537. Otherwise e is of the same order of magnitude as the modulus).
12 + xxx	yyy	Modulus, n . $n = pq$, where p and q are prime and $2^{512} \leq n < 2^{4096}$. This field is absent when the modulus is contained in the private-key section. If present, the field length range is 64 - 512 bytes.

RSA private key token

The contained subtopics describe the RSA private key tokens for both the external and internal format combined into one table for each token type.

First, the topics “RSA private external key token” on page 1113 and “RSA private internal key token” on page 1115 describe the general structure of private external and internal key tokens. The subsequent information units then present the detailed formats of the available key token types.

RSA private external key token

Read the contained information about the basic structure of RSA private external key tokens.

An RSA private external key token contains the following sections:

- a required PKA token header starting with the token identifier X'1E'
- a required RSA private key section, one of those shown in [Table 306 on page 1114](#), each starting with a certain section identifiers
- a required RSA public key section, starting with the section identifier X'04'
- an optional private key name section, starting with the section identifier X'10'.

Table 306 on page 1114 presents the basic record format of an RSA private external key token. All length fields are in binary. All binary fields (exponents, lengths, and so on) are stored with the high-order byte

Key token formats

first (big-endian format). All binary fields (exponents, modulus, and so on) in the private sections of tokens are right-aligned and padded with zeros to the left.

<i>Table 306. RSA private external key token basic record format</i>		
Offset (decimal)	Length (bytes)	Description
Token Header (Required)		
000	001	Token identifier. X'1E' indicates an external token. The private key is either in cleartext or enciphered with a transport key-encrypting key.
001	001	Version, X'00'.
002	002	Length of the key token structure.
004	004	Ignored. Should be zero.
RSA Private Key Section (Required)		
See the following sections:		
<ul style="list-style-type: none"> • “RSA private key token, 1024-bit Modulus-Exponent” on page 1117 • “RSA private key token, 1024-bit Modulus-Exponent format with OPK section” on page 1119 • “RSA private key token, 4096-bit Modulus-Exponent” on page 1122 • “RSA private key, 4096-bit Modulus-Exponent format with AES encrypted OPK section” on page 1124 • “RSA private key, 4096-bit Chinese Remainder Theorem with OPK” on page 1135 • “RSA private key, 4096-bit Chinese Remainder Theorem format with AES encrypted OPK section” on page 1128 		
RSA Public Key Section (Required)		
000	001	X'04', section identifier, RSA public key.
001	001	X'00', version.
002	002	Section length, 12 + xxx.
004	002	Reserved field.
006	002	RSA public key exponent field length in bytes, "xxx".
008	002	Public key modulus length in bits.
010	002	RSA public key modulus field length in bytes, which is zero for a private token. Note: In an RSA private key token, this field should be zero. The RSA private key section contains the modulus.
012	xxx	Public key exponent, e (this is generally a 1, 3, or 64 - 256-byte quantity). e must be odd and $1 < e < n$. (Frequently, the value of e is $2^{16} + 1$ (= 65,537). Note: You can import an RSA public key having an exponent valued to two (2). Such a public key can correctly validate an ISO 9796-1 digital signature. However, the current product implementation does not generate an RSA key with a public exponent valued to two (a Rabin key).
Private Key Name (Optional)		
000	001	X'10', section identifier, private key name.
001	001	X'00', version.
002	002	Section length, X'0044' (68 decimal).

Offset (decimal)	Length (bytes)	Description
004	064	Private key name (in ASCII), left-aligned, padded with space characters (X'20'). An access control system can use the private key name to verify the calling application is entitled to use the key. When generating an RSA <i>retained private key</i> , the name supplied in this part of the skeleton key-token is subsequently used in the coprocessor to locate the retained key.

RSA private internal key token

Read the contained information about the basic structure of RSA private internal key tokens.

An RSA private internal key token contains the following sections:

- A required PKA token header, starting with the token identifier X'1F'
- Basic record format of an RSA private internal key token. All length fields are in binary. All binary fields (exponents, lengths, and so on) are stored with the high-order byte first (left, low-address, big-endian format). All binary fields (exponents, modulus, and so on) in the private sections of tokens are right-aligned and padded with zeros to the left.

Table 307 on page 1115 shows the format.

Offset (decimal)	Length (bytes)	Description
Token Header (Required)		
000	001	Token identifier. X'1F' indicates an internal token. The private key is enciphered with a PKA master key.
001	001	Version, X'00'.
002	002	Length of the key token structure excluding the internal information section.
004	004	Ignored; should be zero.
RSA Private Key Section and Secured Subsection (Required)		
See the following sections:		
<ul style="list-style-type: none"> • “RSA private key token, 1024-bit Modulus-Exponent” on page 1117. • “RSA private key token, 1024-bit Modulus-Exponent format with OPK section” on page 1119 • “RSA private key token, 4096-bit Modulus-Exponent” on page 1122. • “RSA private key, 4096-bit Modulus-Exponent format with AES encrypted OPK section” on page 1124 • “RSA private key, 4096-bit Chinese Remainder Theorem with OPK” on page 1135 • “RSA private key, 4096-bit Chinese Remainder Theorem format with AES encrypted OPK section” on page 1128 • “RSA private key token, 1024-bit Modulus-Exponent internal format for cryptographic coprocessor feature” on page 1137. 		
RSA Public Key Section (Required)		
000	001	X'04', section identifier, RSA public key.
001	001	X'00', version.
002	002	Section length, 12 + xxx.

Key token formats

<i>Table 307. RSA private internal key token basic record format (continued)</i>		
Offset (decimal)	Length (bytes)	Description
004	002	Reserved field.
006	002	RSA public key exponent field length in bytes, xxx.
008	002	Public key modulus length in bits.
010	002	RSA public key modulus field length in bytes, which is zero for a private token.
012	xxx	Public key exponent (this is generally a 1, 3, or 64 - 256-byte quantity), e. e must be odd and $1 < e < n$. (Frequently, the value of e is $2^{16} + 1$ (= 65,537). Note: You can import an RSA public key having an exponent valued to two (2). Such a public key can correctly validate an ISO 9796-1 digital signature. However, the current product implementation does not generate an RSA key with a public exponent valued to two (a Rabin key).
Private Key Name (Optional)		
000	001	X'10', section identifier, private key name.
001	001	X'00', version.
002	002	Section length, X'0044' (68 decimal).
004	064	Private key name (in ASCII), left-aligned, padded with space characters (X'20'). An access control system can use the private key name to verify the calling application is entitled to use the key.
Internal Information Section (Required)		
000	004	Eye catcher 'PKTN'.
004	004	PKA token type. Bit Meaning When Set On 0 RSA key. 2 Private key. 3 Public key. 4 Private key name section exists. 5 Private key unenciphered. 6 Blinding information present. 7 Retained private key.
008	004	Address of token header.
012	002	Total length of total structure including this information section.
014	002	Count of number of sections.
016	016	PKA master key hash pattern.

Table 307. RSA private internal key token basic record format (continued)		
Offset (decimal)	Length (bytes)	Description
032	001	Domain of retained key.
033	008	Serial number of processor holding retained key.
041	007	Reserved.

RSA private key token, 1024-bit Modulus-Exponent

This RSA private key token is supported starting with CEX3C. It is supported as the external X'02' and the internal X'06' token format.

Table 308 on page 1117 shows the external and internal format.

Table 308. RSA private key, 1024-bit Modulus-Exponent format section (X'02')		
Offset (decimal)	Length (bytes)	Description
000	001	X'02', section identifier, RSA private key, Modulus-Exponent format (RSA-PRIV) for the external format
001	001	X'00', version.
002	002	External format: Length of the RSA private key section X'016C' (364 decimal). Internal format: Length of the RSA private key section X'0198' (408 decimal) + rrr + iii + xxx.
004	020	External format: SHA-1 hash value of the private key subsection cleartext, offset 28 to the section end. This hash value is checked after an enciphered private key is deciphered for use. Internal format: SHA-1 hash value of the private key subsection cleartext, offset 28 to and including the modulus at offset 236.
024	004	Reserved; set to binary zero.
028	001	Key format and security: External format: X'00' Unencrypted RSA private key subsection identifier. X'82' Encrypted RSA private key subsection identifier. Internal format: X'02' RSA private key

Key token formats

Table 308. RSA private key, 1024-bit Modulus-Exponent format section (X'02') (continued)		
Offset (decimal)	Length (bytes)	Description
029	001	External format: Reserved, binary zero. Internal format: Format of external key from which this token was derived: X'21' External private key was specified in the clear. X'22' External private key was encrypted. X'23' Private key was generated using regeneration data. X'24' Private key was randomly generated.
030	020	SHA-1 hash of the optional key-name section and any following optional sections. If there are no optional sections, this field is set to binary zeros.
050	001	Key use flag bits. B'11xx xxxx' Only key unwrapping (KM-ONLY) B'10xx xxxx' Both signature generation and key unwrapping (KEY-MGMT) B'01xx xxxx' Undefined B'00xx xxxx' Only signature generation (SIG-ONLY) Translation control flag bits: B'xxxx xx1x' Private key translation is allowed (XLATE-OK) B'xxxx xx0x' Private key translation is not allowed (NO-XLATE) All other bits reserved, set to binary zero.
051	009	Reserved; set to binary zero.
External format: 060 - 235		
060	024	Reserved; set to binary zero.
084	Start of the optionally-encrypted secure subsection.	
084	024	Random number, confounder.
108	128	Private-key exponent, d . $d = e^{-1} \text{ mod}((p-1)(q-1))$, and $1 < d < n$ where e is the public exponent.
End of the optionally-encrypted subsection; the confounder field and the private-key exponent field are enciphered for key confidentiality when the key format and security flags (offset 28) indicate the private key is enciphered. They are enciphered under a double-length transport key using the ede2 algorithm.		
236	128	Modulus, n . $n = pq$ where p and q are prime and $1 < n < 2^{1024}$.

Table 308. RSA private key, 1024-bit Modulus-Exponent format section (X'02') (continued)		
Offset (decimal)	Length (bytes)	Description
External format ends here.		
Internal format: 060 - 235		
060	048	Object Protection Key (OPK) encrypted under the Asymmetric Keys Master Key using the ede3 algorithm.
108	128	Private key exponent d , encrypted under the OPK using the ede5 algorithm. $d = e^{-1} \text{mod}((p-1)(q-1))$, and $1 < d < n$ where e is the public exponent.
236	128	Modulus, n . $n = pq$ where p and q are prime and $1 < n < 2^{1024}$.
Internal format only, until end of table		
364	016	Asymmetric-Keys Master Key hash pattern.
380	020	SHA-1 hash value of the blinding information subsection cleartext, offset 400 to the end of the section.
400	002	Length of the random number r , in bytes: rrr
402	002	Length of the random number r^{-1} , in bytes: iii
404	002	Length of the padding field, in bytes: xxx
406	002	Reserved; set to binary zeros.
408	Start of the encrypted blinding subsection	
408	rrr	Random number r (used in blinding).
$408 + rrr$	iii	Random number r^{-1} (used in blinding).
$408 + rrr + iii$	xxx	X'00' padding of length xxx bytes such that the length from the start of the encrypted blinding subsection to the end of the padding field is a multiple of eight bytes.
End of the encrypted blinding subsection; all of the fields starting with the random number r and ending with the variable length pad field are encrypted under the OPK using TDES (CBC outer chaining) algorithm.		

RSA private key token, 1024-bit Modulus-Exponent format with OPK section

View a table describing the RSA private key token format with section identifier X'06'. For this key token, there is only an internal format available.

Table 309. RSA private key, 1024-bit Modulus-Exponent format with OPK section (X'06')		
Offset (bytes)	Length (bytes)	Description
000	001	Section identifier: X'06' RSA private key, 1024-bit maximum Modulus-Exponent format This section type is created by the IBM Version 2 and later CCA Support Program. This section type provides compatibility and interchangeability with the CCF hardware in z/OS processors.
001	001	Section version number (X'00').
002	002	Section length in bytes (X'0198').

Key token formats

<i>Table 309. RSA private key, 1024-bit Modulus-Exponent format with OPK section (X'06') (continued)</i>		
Offset (bytes)	Length (bytes)	Description
004	020	SHA-1 hash value of the private-key subsection cleartext, offset 28 up to and including the modulus that ends at offset 363.
024	004	Reserved, binary zero.
028	001	Key format and security flag byte. Internal key-token: X'02' Encrypted RSA private key with OPK subsection identifier All other values are reserved and undefined.
029	001	Private key source flag byte: X'21' Imported from cleartext X'22' Imported from ciphertext X'23' Generated using regeneration data X'24' Randomly generated
030	020	SHA-1 hash of all optional sections that follow the public-key section, if any, else 20 bytes of X'00'.
050	001	Key-usage and translation control flag byte. Key usage: B'11xx xxxx' Only key unwrapping (KM-ONLY) B'10xx xxxx' Both signature generation and key unwrapping (KEY-MGMT) B'01xx xxxx' Undefined B'00xx xxxx' Only signature generation (SIG-ONLY) Translation control: B'xxxx xx1x' Private key translation is allowed (XLATE-OK) B'xxxx xx0x' Private key translation is not allowed (NO-XLATE) All other bits are reserved and must be zero.

Table 309. RSA private key, 1024-bit Modulus-Exponent format with OPK section (X'06') (continued)		
Offset (bytes)	Length (bytes)	Description
051	001	<p>Format restriction for digital-signature hash-formatting method:</p> <p>Value Meaning</p> <p>B'0000 0000' No format restriction</p> <p>B'0000 0001' ISO-9796 only</p> <p>B'0000 0010' PKCS-1.0 only</p> <p>B'0000 0011' PKCS-1.1 only</p> <p>B'0000 0100' PKCS-PSS only</p> <p>B'0000 0101' X9.31 only</p> <p>B'0000 0110' ZERO-PAD only</p> <p>All other values are reserved and undefined.</p>
052	002	Reserved, binary zero.
054	006	Reserved, binary zero.
060	048	<p>Object Protection Key (OPK) data. 8-byte confounder, three 8-byte DES keys, and two 8-byte initialization vector values.</p> <p>External key-token: Reserved, binary zero.</p> <p>Internal key-token: The asymmetric master key encrypts the OPK data using the EDE3 algorithm. See “Triple-DES ciphering algorithms” on page 1242.</p>
108	128	<p>Private-key exponent, d. $d = e^{-1} \bmod ((p-1)(q-1))$, $1 < d < n$, and where e is the public exponent.</p> <p>The OPK encrypts the private key exponent using the EDE5 algorithm. See “Triple-DES ciphering algorithms” on page 1242.</p>
236	128	Modulus, n . $n = pq$, where p and q are prime and $2^{512} \leq n < 2^{1024}$.
364	016	Asymmetric-keys master-key verification pattern.
380	020	SHA-1 hash value of the subsection cleartext, offset 400 to the section end. This hash value is checked after an enciphered private key is deciphered for use.
400	002	Reserved, binary zero.
402	002	Reserved, binary zero.
404	002	Reserved, binary zero.
406	002	Reserved, binary zero.

RSA private key token, 4096-bit Modulus-Exponent

This RSA private key token is supported on a CCA Crypto Express coprocessor (external and internal X'09' token).

Table 310. RSA Private Key Token, 4096-bit Modulus-Exponent

Offset (decimal)	Number of bytes	Description
000	001	X'09', section identifier, RSA private key, modulus-exponent format (RSAMEVAR). This format is used for a clear or an encrypted RSA private-key in an external key-token up to a modulus size of 4096 bits.
001	001	Section version number (X'00').
002	002	Length of the RSA private key section: 132+ddd+nnn+xxx.
004	020	SHA-1 hash value of the private key subsection cleartext, offset 28 to the section end. This hash value is checked after an enciphered private key is deciphered for use.
024	002	External format: Length of the encrypted private key section 8+ddd+xxx. Internal format: Length in bytes of the optionally encrypted secure subsection, or X'0000' if the subsection is not encrypted.
026	002	Reserved; set to binary zero.
028	001	Key format and security flags: External token: X'00' Unencrypted RSA private-key subsection identifier X'82' Encrypted RSA private-key subsection identifier All other values are reserved and undefined.
029	001	External format: Reserved, set to binary zero. Internal format: Private key source flag: X'00' Generation method unknown
030	020	SHA-1 hash of the optional key-name section. If there is no key-name section, then 20 bytes of X'00'.

Table 310. RSA Private Key Token, 4096-bit Modulus-Exponent (continued)		
Offset (decimal)	Number of bytes	Description
050	001	Key-usage and translation control flag byte. Key usage: B'11xx xxxx' Only key unwrapping (KM-ONLY) B'10xx xxxx' Both signature generation and key unwrapping (KEY-MGMT) B'01xx xxxx' Undefined B'00xx xxxx' Undefined Translation control: B'xxxx xx1x' Private key translation is allowed (XLATE-OK) B'xxxx xx0x' Private key translation is not allowed (NO-XLATE) All other bits are reserved and must be zero.
051	065	Reserved; set to binary zero.
116	002	Private-key exponent field length, in bytes: <i>ddd</i> .
118	002	Private-key modulus field length, in bytes: <i>nnn</i> .
120	002	Length of padding field, in bytes: <i>xxx</i> . Padding of X'00' bytes for a length of <i>xxx</i> bytes such that the length from the start of the confounder at offset 124 to the end of the padding field is a multiple of 8 bytes.
122	002	Reserved; set to binary zero.
Start of the (optionally) encrypted subsection; all of the fields starting with the confounder field and ending with the variable-length pad field are enciphered for key confidentiality when the key format and security flags (offset 28) indicate that the private key is enciphered.		
124	008	Confounder. This is an eight-byte random number. Data encrypted with two-part key-encrypting key.
132	<i>ddd</i>	Private-key exponent, <i>d</i> : $d = e^{-1} \text{ mod } ((p - 1)(q - 1))$ where $1 < d < n$, and <i>e</i> is the public exponent. The transport key encrypts the private key exponent using the EDE2 algorithm.
132 + <i>ddd</i>	<i>xxx</i>	Pad of X'00' bytes.
End of the optionally encrypted subsection.		
132 + <i>ddd</i> + <i>xxx</i>	<i>nnn</i>	Private-key modulus.

RSA private key, 4096-bit Modulus-Exponent format with AES encrypted OPK section

View the RSA private key token, 4096-bit Modulus-Exponent format with AES encrypted OPK section in external and internal format (X'30').

Table 311. RSA private key, 4096-bit Modulus-Exponent format with AES encrypted OPK section (X'30') external and internal form

Offset (bytes)	Length (bytes)	Description
000	001	Section identifier: X'30' RSA private key, 4096-bit Modulus-Exponent format (RSA-AESM) with AES encrypted OPK.
001	001	Section version number (X'00').
002	002	Section length: 122 + nnn + ppp
004	002	Length of Associated Data section: 46
006	002	Length of payload data: ppp
008	002	Reserved, binary zero.
		Start of Associated Data
010	001	Associated Data Version: X'02' Version 2 X'04' Version 4
011	001	Key format and security flag: External format: X'00' Unencrypted ME RSA private-key subsection identifier X'82' Encrypted ME RSA private-key subsection identifier Internal format: X'02' Encrypted ME RSA private-key subsection identifier All other values are reserved and undefined.
012	001	Key source flag: External key-token: Reserved, binary zero. Internal key-token: X'21' External private key was specified in the clear. X'22' External private key was encrypted. X'23' Private key was generated using regeneration data X'24' Private key was randomly generated All other values are reserved and undefined.

Table 311. RSA private key, 4096-bit Modulus-Exponent format with AES encrypted OPK section (X'30') external and internal form (continued)

Offset (bytes)	Length (bytes)	Description
013	001	<p>When associated data section version is X'02': Reserved, binary zero.</p> <p>When associated data section version is X'04': Compliance and export control byte.</p> <p>Bit Meaning</p> <p>B'1xxx xxxx' Compliant-tagged key.</p> <p>B'0xxx xxxx' Non-compliant-tagged key.</p> <p>B'xxxx xx1x' Private key translation is allowed (XLATE-OK).</p> <p>B'xxxx xx0x' Private key translation is not allowed (NO-XLATE).</p> <p>All other bits are reserved and must be zero.</p>
014	001	<p>Hash type:</p> <p>X'00' Clear key</p> <p>X'02' SHA-256</p>
015	032	<p>When associated data section version is X'02': SHA-256 hash of all optional sections that follow the public key section, if any. Otherwise, 32 bytes of binary zero.</p> <p>When associated data section version is X'04': Hash value of:</p> <ol style="list-style-type: none"> 1. The public key section (section identifier X'04') 2. All optional sections that follow the public key section, if any. <p>If there are no optional sections, the hash covers only the public keys section.</p>
047	001	Reserved, binary zero.

Key token formats

Table 311. RSA private key, 4096-bit Modulus-Exponent format with AES encrypted OPK section (X'30') external and internal form (continued)

Offset (bytes)	Length (bytes)	Description																										
048	002	<p>When associated data section version is X'02': Reserved, binary zero.</p> <p>When associated data section version is X'04':</p> <p>Usage bytes:</p> <ul style="list-style-type: none"> Offset 48: <table border="0"> <tr> <td style="padding-right: 10px;">Bit</td> <td></td> </tr> <tr> <td style="padding-right: 10px;">Meaning</td> <td></td> </tr> <tr> <td style="padding-right: 10px;">B'1xxx xxxx'</td> <td>Digital Signature usage is allowed (U-DIGSIG). Services: CSNDDSG, CSNDDSV, CSNDT34B, CSNDT34D.</td> </tr> <tr> <td style="padding-right: 10px;">B'x1xx xxxx'</td> <td>Non-Repudiation usage is allowed (U-NONRPD). Services: CSNDDSG, CSNDDSV.</td> </tr> <tr> <td style="padding-right: 10px;">B'xx1x xxxx'</td> <td>Key Encipherment usage is allowed (U-KEYENC). Services: CSNDSYG, CSNDSYX, CSNDSYI, CSNDSYI2, CSNDT34R, CSNDPKE, CSNDPKD.</td> </tr> <tr> <td style="padding-right: 10px;">B'xxx1 xxxx'</td> <td>Data Encipherment usage is allowed (U-DATENC). Services: CSNDPKE, CSNDPKD.</td> </tr> <tr> <td style="padding-right: 10px;">B'xxxx 1xxx'</td> <td>Key agreement usage is allowed (U-KEYAGR).</td> </tr> <tr> <td style="padding-right: 10px;">B'xxxx x1xx'</td> <td>keyCertSign usage is allowed (U-KCRTSN). Services: CSNDDSG, CSNDDSV.</td> </tr> <tr> <td style="padding-right: 10px;">B'xxxx xx1x'</td> <td>Certificate Revocation List Sign usage is allowed (U-CRLSN). Services: CSNDDSG, CSNDDSV.</td> </tr> <tr> <td style="padding-right: 10px;">B'xxxx xxx1'</td> <td>Only encipher operations are allowed during key agreement (U-ENCONL).</td> </tr> </table> Offset 49: <table border="0"> <tr> <td style="padding-right: 10px;">Bit</td> <td></td> </tr> <tr> <td style="padding-right: 10px;">Meaning</td> <td></td> </tr> <tr> <td style="padding-right: 10px;">B'1xxx xxxx'</td> <td>Only decipher operations are allowed during key agreement (U-DECONL).</td> </tr> </table> 	Bit		Meaning		B'1xxx xxxx'	Digital Signature usage is allowed (U-DIGSIG). Services: CSNDDSG, CSNDDSV, CSNDT34B, CSNDT34D.	B'x1xx xxxx'	Non-Repudiation usage is allowed (U-NONRPD). Services: CSNDDSG, CSNDDSV.	B'xx1x xxxx'	Key Encipherment usage is allowed (U-KEYENC). Services: CSNDSYG, CSNDSYX, CSNDSYI, CSNDSYI2, CSNDT34R, CSNDPKE, CSNDPKD.	B'xxx1 xxxx'	Data Encipherment usage is allowed (U-DATENC). Services: CSNDPKE, CSNDPKD.	B'xxxx 1xxx'	Key agreement usage is allowed (U-KEYAGR).	B'xxxx x1xx'	keyCertSign usage is allowed (U-KCRTSN). Services: CSNDDSG, CSNDDSV.	B'xxxx xx1x'	Certificate Revocation List Sign usage is allowed (U-CRLSN). Services: CSNDDSG, CSNDDSV.	B'xxxx xxx1'	Only encipher operations are allowed during key agreement (U-ENCONL).	Bit		Meaning		B'1xxx xxxx'	Only decipher operations are allowed during key agreement (U-DECONL).
Bit																												
Meaning																												
B'1xxx xxxx'	Digital Signature usage is allowed (U-DIGSIG). Services: CSNDDSG, CSNDDSV, CSNDT34B, CSNDT34D.																											
B'x1xx xxxx'	Non-Repudiation usage is allowed (U-NONRPD). Services: CSNDDSG, CSNDDSV.																											
B'xx1x xxxx'	Key Encipherment usage is allowed (U-KEYENC). Services: CSNDSYG, CSNDSYX, CSNDSYI, CSNDSYI2, CSNDT34R, CSNDPKE, CSNDPKD.																											
B'xxx1 xxxx'	Data Encipherment usage is allowed (U-DATENC). Services: CSNDPKE, CSNDPKD.																											
B'xxxx 1xxx'	Key agreement usage is allowed (U-KEYAGR).																											
B'xxxx x1xx'	keyCertSign usage is allowed (U-KCRTSN). Services: CSNDDSG, CSNDDSV.																											
B'xxxx xx1x'	Certificate Revocation List Sign usage is allowed (U-CRLSN). Services: CSNDDSG, CSNDDSV.																											
B'xxxx xxx1'	Only encipher operations are allowed during key agreement (U-ENCONL).																											
Bit																												
Meaning																												
B'1xxx xxxx'	Only decipher operations are allowed during key agreement (U-DECONL).																											

Table 311. RSA private key, 4096-bit Modulus-Exponent format with AES encrypted OPK section (X'30') external and internal form (continued)

Offset (bytes)	Length (bytes)	Description																
050	001	<p>When associated data section version is X'02': Key-usage and translation control flag:</p> <p>Key-usage flag:</p> <p>B'11xx xxxx' Only key unwrapping (KM-ONLY)</p> <p>B'10xx xxxx' Both signature generation and key unwrapping (KEY-MGMT)</p> <p>B'01xx xxxx' Undefined</p> <p>B'00xx xxxx' Only signature generation (SIG-ONLY)</p> <p>All other values are undefined.</p> <p>Translation control:</p> <p>B'xxxx xx1x' Private key translation is allowed (XLATE-OK)</p> <p>B'xxxx xx0x' Private key translation is not allowed (NO-XLATE)</p> <p>All other bits are reserved and must be zero.</p> <p>When associated data section version is X'04': Reserved, binary zero.</p>																
051	001	<p>Format restriction for digital-signature hash-formatting method:</p> <table border="1"> <thead> <tr> <th>Value</th> <th>Meaning</th> </tr> </thead> <tbody> <tr> <td>B'0000 0000'</td> <td>No format restriction</td> </tr> <tr> <td>B'0000 0001'</td> <td>ISO-9796 only</td> </tr> <tr> <td>B'0000 0010'</td> <td>PKCS-1.0 only</td> </tr> <tr> <td>B'0000 0011'</td> <td>PKCS-1.1 only</td> </tr> <tr> <td>B'0000 0100'</td> <td>PKCS-PSS only</td> </tr> <tr> <td>B'0000 0101'</td> <td>X9.31 only</td> </tr> <tr> <td>B'0000 0110'</td> <td>ZERO-PAD only</td> </tr> </tbody> </table> <p>All other values are reserved and undefined.</p>	Value	Meaning	B'0000 0000'	No format restriction	B'0000 0001'	ISO-9796 only	B'0000 0010'	PKCS-1.0 only	B'0000 0011'	PKCS-1.1 only	B'0000 0100'	PKCS-PSS only	B'0000 0101'	X9.31 only	B'0000 0110'	ZERO-PAD only
Value	Meaning																	
B'0000 0000'	No format restriction																	
B'0000 0001'	ISO-9796 only																	
B'0000 0010'	PKCS-1.0 only																	
B'0000 0011'	PKCS-1.1 only																	
B'0000 0100'	PKCS-PSS only																	
B'0000 0101'	X9.31 only																	
B'0000 0110'	ZERO-PAD only																	
052	002	Length of modulus: nnn bytes																
054	002	Length of private exponent: ddd bytes																
		End of Associated Data																
056	048	<p>Object Protection Key (OPK) Data: The OPK consists of a 16 byte confounder and a 256-bit AES key.</p> <p>External token: The OPK data is wrapped with an AES key-encrypting key using the AESKW (ANS X9.102) algorithm.</p> <p>Internal token: The OPK data is wrapped with an ECC master key using the AESKW algorithm.</p>																

Key token formats

Table 311. RSA private key, 4096-bit Modulus-Exponent format with AES encrypted OPK section (X'30') external and internal form (continued)

Offset (bytes)	Length (bytes)	Description
104	016	Key verification pattern External key-token: For an encrypted private key Key-encrypting key verification pattern (KVP) For a clear private key Binary zero For a skeleton Binary zero Internal key-token: For an encrypted private key <ul style="list-style-type: none"> When a non-compliant-tagged token (bit 0 at offset 13 is not set), the ECC master-key verification pattern (MKVP). When a compliant-tagged token (bit 0 at offset 13 is set), 5 bytes of the ECC MKVP followed by 3 bytes of internal compliance information. For a skeleton Binary zero
120	002	Reserved, binary zeros.
122	nnn	Modulus n. $n=pq$ where p and q are prime and $2^{512} < n < 2^{4096}$.
122+nnn	ppp	Payload starts here and includes: When this section is unencrypted: <ul style="list-style-type: none"> When this section is unencrypted: Clear private exponent d, length ppp. When this section is encrypted: Private exponent d in the payload wrapped by the OPK using the AESKW algorithm.

RSA private key, 4096-bit Chinese Remainder Theorem format with AES encrypted OPK section

View the format of an RSA private key token, 4096-bit Chinese Remainder Theorem, with AES encrypted OPK section (X'31'), in internal and external format.

Table 312. RSA private key, 4096-bit Chinese Remainder Theorem format with AES encrypted OPK section (X'31')

Offset (bytes)	Length (bytes)	Description
000	001	Section identifier: X'31' RSA private key, 4096-bit Chinese-Remainder Theorem format with AES encrypted OPK (RSA-AESC)
001	001	Section version number (X'00').
002	002	Section length: 134 + nnn + xxx
004	002	Length in bytes of Associated Data section
006	002	Length in bytes of payload data: xxx
008	002	Reserved, binary zero.
Start of Associated Data section		

Table 312. RSA private key, 4096-bit Chinese Remainder Theorem format with AES encrypted OPK section (X'31') (continued)

Offset (bytes)	Length (bytes)	Description
010	001	Associated Data version: X'03' Version 3 X'05' Version 5
011	001	Key format and security flag: External key-token: X'40' Unencrypted RSA private-key subsection identifier X'42' Encrypted RSA private-key subsection identifier Internal key-token: X'08' Encrypted RSA private-key subsection identifier All other values are reserved and undefined.
012	001	Key source flag: External key-token: Reserved, binary zero. Internal key-token: X'21' External private key was specified in the clear. X'22' External private key was encrypted. X'23' Private key was generated using regeneration data. X'24' Private key was randomly generated. All other values are reserved and undefined.
013	001	When associated data section version is X'03': Reserved, binary zero. When associated data section version is X'05': Compliance and export control byte. Bit Meaning B'1xxx xxxx' Compliant-tagged key. B'0xxx xxxx' Non-compliant-tagged key. B'xxxx xx1x' Private key translation is allowed (XLATE-OK). B'xxxx xx0x' Private key translation is not allowed (NO-XLATE). All other bits are reserved and must be zero.
014	001	Hash type: X'00' Clear key X'02' SHA-256

Key token formats

Table 312. RSA private key, 4096-bit Chinese Remainder Theorem format with AES encrypted OPK section (X'31') (continued)

Offset (bytes)	Length (bytes)	Description
015	032	<p>When associated data section version is X'03': SHA-256 hash of all optional sections that follow the public key section, if any. Otherwise, 32 bytes of binary zero.</p> <p>When associated data section version is X'04': Hash value of:</p> <ol style="list-style-type: none"> 1. The public key section (section identifier X'04') 2. All optional sections that follow the public key section, if any. <p>If there are no optional sections, the hash covers only the public keys section.</p>
047	001	Reserved, binary zero.
048	002	<p>When associated data section version is X'03': Reserved, binary zero.</p> <p>When associated data section version is X'05':</p> <p>Usage bytes:</p> <ul style="list-style-type: none"> • Offset 48: <ul style="list-style-type: none"> Bit Meaning B'1xxx xxxx' Digital Signature usage is allowed (U-DIGSIG). Services: CSNDDSG, CSNDDSV, CSNDT34B, CSNDT34D. B'x1xx xxxx' Non-Repudiation usage is allowed (U-NONRPD). Services: CSNDDSG, CSNDDSV. B'xx1x xxxx' Key Encipherment usage is allowed (U-KEYENC). Services: CSNDSYG, CSNDSYX, CSNDSYI, CSNDSYI2, CSNDT34R, CSNDPKE, CSNDPKD. B'xxx1 xxxx' Data Encipherment usage is allowed (U-DATENC). Services: CSNDPKE, CSNDPKD. B'xxxx 1xxx' Key agreement usage is allowed (U-KEYAGR). B'xxxx x1xx' keyCertSign usage is allowed (U-KCRTSN). Services: CSNDDSG, CSNDDSV. B'xxxx xx1x' Certificate Revocation List Sign usage is allowed (U-CRLSN). Services: CSNDDSG, CSNDDSV. B'xxxx xxx1' Only encipher operations are allowed during key agreement (U-ENCONL). • Offset 49: <ul style="list-style-type: none"> Bit Meaning B'1xxx xxxx' Only decipher operations are allowed during key agreement (U-DECONL).

Table 312. RSA private key, 4096-bit Chinese Remainder Theorem format with AES encrypted OPK section (X'31') (continued)

Offset (bytes)	Length (bytes)	Description
050	001	<p>Key-usage flag:</p> <p>B'11xx xxxx' Only key unwrapping (KM-ONLY)</p> <p>B'10xx xxxx' Both signature generation and key unwrapping (KEY-MGMT)</p> <p>B'01xx xxxx' Undefined</p> <p>B'00xx xxxx' Only signature generation (SIG-ONLY)</p> <p>Translation control flag:</p> <p>B'xxxx xx1x' Private key translation is allowed (XLATE-OK)</p> <p>B'xxxx xx0x' Private key translation is not allowed (NO-XLATE)</p> <p>All other bits are reserved and must be zero.</p> <p>When associated data section version is X'05': Reserved, binary zero.</p>
051	001	<p>Format restriction for digital-signature hash-formatting method:</p> <p>Value Meaning</p> <p>B'0000 0000' No format restriction</p> <p>B'0000 0001' ISO-9796 only</p> <p>B'0000 0010' PKCS-1.0 only</p> <p>B'0000 0011' PKCS-1.1 only</p> <p>B'0000 0100' PKCS-PSS only</p> <p>B'0000 0101' X9.31 only</p> <p>B'0000 0110' ZERO-PAD only</p> <p>All other values are reserved and undefined.</p>
052	002	Length of the prime number, p, in bytes: ppp.
054	002	Length of the prime number, q, in bytes: qqg
056	002	Length of d_p : rrr.
058	002	Length of d_q : sss.
060	002	Length of U: uuu.
062	002	Length of modulus n: nnn.
064	004	Reserved, binary zero.
End of Associated Data		

Key token formats

Offset (bytes)	Length (bytes)	Description
068	048	Object Protection Key (OPK) data: 16-byte confounder followed by 32-byte AES key. External key-token: Encrypted with an AES key-encrypting key (AES KEK) Internal key-token: Encrypted with the ECC master key.
116	016	Key verification pattern External key-token: For an encrypted private key Key-encrypting key verification pattern (KVP) For a clear private key Binary zero For a skeleton Binary zero Internal key-token: For an encrypted private key <ul style="list-style-type: none"> When a non-compliant-tagged token (bit 0 at offset 13 is not set), the ECC master-key verification pattern (MKVP). When a compliant-tagged token (bit 0 at offset 13 is set), 5 bytes of the ECC MKVP followed by 3 bytes of internal compliance information. For a skeleton Binary zero
132	002	Reserved, binary zeros
134	nnn	Modulus n. $n=pq$ where p and q are prime and $2^{512} < n < 2^{4096}$.
134+nnn	xxx	Payload starts here and includes: When this section is unencrypted: <ul style="list-style-type: none"> Clear prime number p Clear prime number q Clear d_p Clear d_q Clear U Length xxx bytes: ppp + qqg + rrr + sss + uuu + 0 When this section is encrypted: Private key values in the payload are wrapped by the OPK using the AESKW algorithm.

RSA private key, 2048-bit Chinese Remainder Theorem

View the RSA private key token, 2048-bit Chinese Remainder Theorem (X'05'). This is an asymmetric key token.

Offset (decimal)	Number of bytes	Description
000	001	X'05' , section identifier, RSA private key, 2048-bit maximum CRT (replaced by RSA-CRT) format This section type is no longer created by CCA.

Table 313. RSA private key, 2048-bit Chinese Remainder Theorem format section (X'05') (continued)		
Offset (decimal)	Number of bytes	Description
001	001	Section version number (X'00').
002	002	Section length in bytes (76 + ppp + qqq + rrr + sss + ttt + uuu + xxx + nnn).
004	020	SHA-1 hash value of the private-key subsection cleartext, offset 28 to the end of the modulus.
024	002	Length in bytes of the optionally encrypted secure subsection, or X'0000' if the subsection is not encrypted.
026	002	Master-key verification pattern in an internal key-token, else X'0000'.
028	001	Key format and security flag byte. External key-token: X'40' Unencrypted RSA private-key subsection identifier, Chinese-Remainder Theorem format Internal key-token: X'42' Encrypted RSA private-key subsection identifier, Chinese-Remainder Theorem format All other values are reserved and undefined.
029	001	Reserved, binary zero.
030	020	SHA-1 hash of the optional key-name section; if there is no name section, then 20 bytes of X'00'.
050	001	Key-usage flag byte. Key usage: B'11xx xxxx' Only key unwrapping (KM-ONLY) B'10xx xxxx' Both signature generation and key unwrapping (KEY-MGMT) B'01xx xxxx' Undefined B'00xx xxxx' Undefined All other bits are reserved and must be zero.
051	001	Reserved, binary zero.
052		Start of the optionally encrypted subsection. Private key encryption: <ul style="list-style-type: none"> • External token: EDE2 process using the double-length transport key • Internal token: EDE3 process using the asymmetric master key. See “Triple-DES ciphering algorithms” on page 1242.
052	008	Random number, confounder.

Key token formats

Table 313. RSA private key, 2048-bit Chinese Remainder Theorem format section (X'05') (continued)		
Offset (decimal)	Number of bytes	Description
060	002	Length of prime number, p , in bytes: ppp .
062	002	Length of prime number, q , in bytes: qqq .
064	002	Length of d_p , in bytes: rrr .
066	002	Length of d_q , in bytes: sss .
068	002	Length of A_p , in bytes: ttt .
070	002	Length of A_q , in bytes: uuu .
072	002	Length of modulus, n , in bytes: nnn .
074	002	Length of padding field, in bytes: xxx .
076	ppp	Prime number, p .
076+ ppp	qqq	Prime number, q .
076+ ppp + qqq	rrr	$d_p = d \text{ mod}(p - 1)$.
076+ ppp + qqq + rrr	sss	$d_q = d \text{ mod}(q - 1)$.
076+ ppp + qqq + + rrr + sss	ttt	$A_p = q^{p-1} \text{ mod}(n)$.
076+ ppp + qqq + rrr + + sss + ttt	uuu	$A_q (n + 1 - A_p)$.
076+ ppp + qqq + rrr + + sss + ttt + uuu	xxx	X'00' padding of length xxx bytes such that the length from the start of the random number above to the end of the padding field is a multiple of 8 bytes.
End of the optionally encrypted subsection; all of the fields starting with the confounder field and ending with the variable-length pad field are enciphered for key confidentiality when the key-format-and-security flag byte (offset 28) indicates that the private key is enciphered.		
076+ ppp + qqq + + rrr + sss + ttt + + uuu + xxx	nnn	Modulus, n . $n = pq$, where p and q are prime and $2^{512} \leq n < 2^{2048}$.

RSA private key, 4096-bit Chinese Remainder Theorem with OPK

This RSA private key token with up to 4096-bit modulus is supported on the z9,z10, or later machines with the Nov. 2007 or later version of the licensed internal code installed on the CCA Crypto Express coprocessor.

Table 314. RSA private key token, 4096-bit Chinese Remainder Theorem with OPK section (X'08')

Offset (decimal)	Number of bytes	Description
000	001	X'08', section identifier, RSA private key, CRT format (RSA-CRT) with OPK
001	001	X'00', version.
002	002	Length of the RSA private-key section, 132 + ppp + qqg + rrr + sss + uuu + xxx + nnn.
004	020	SHA-1 hash value of the private-key subsection cleartext, offset 28 to the end of the modulus.
024	004	Reserved; set to binary zero.
028	001	Key format and security flag: External key token: X'40' Unencrypted RSA private-key subsection identifier X'42' Encrypted RSA private-key subsection identifier Internal key token: X'08' Encrypted RSA private-key subsection identifier, Chinese Remainder form. All other values are reserved and undefined.
029	001	Key source flag byte: External key tokens: Reserved, binary zero. Internal key tokens: X'21' External private key was specified in the clear. X'22' External private key was encrypted. X'23' Private key was generated using regeneration data. X'24' Private key was randomly generated.
030	020	SHA-1 hash of the optional key-name section and any following sections. If there are no optional sections, then 20 bytes of X'00'.

Table 314. RSA private key token, 4096-bit Chinese Remainder Theorem with OPK section (X'08') (continued)		
Offset (decimal)	Number of bytes	Description
050	001	<p>Key use and translation control flag byte.</p> <p>Key usage:</p> <p>B'11xx xxxx' Only key unwrapping (KM-ONLY)</p> <p>B'10xx xxxx' Both signature generation and key unwrapping (KEY-MGMT)</p> <p>B'01xx xxxx' Undefined</p> <p>B'00x xxxx' Undefined</p> <p>Translation control:</p> <p>B'xxxx xx1x' Private key translation is allowed (XLATE-OK)</p> <p>B'xxxx xx0x' Private key translation is not allowed (NO-XLATE)</p> <p>All other bits reserved, set to binary zero.</p>
051	003	Reserved, binary zero.
054	002	Length of prime number p in bytes: ppp.
056	002	Length of prime number q in bytes: qqg.
058	002	Length of d_p in bytes: rrr.
060	002	Length of d_q in bytes: sss.
062	002	Length of U in bytes: uuu.
064	002	Length of modulus n in bytes: nnn.
066	002	Reserved, binary zero.
068	002	Reserved, binary zero.
070	002	Length of padding field in bytes: xxx.
072	004	Reserved, set to binary zero.
076	016	<p>External key token: Reserved, binary zero.</p> <p>Internal key token: Asymmetric master-key verification pattern.</p>
092	032	<p>External key token: Reserved, binary zero.</p> <p>Internal key token: Object Protection Key (OPK) data, 8-byte confounder and three 8-byte DES keys used in the Triple-DES CBC process to encrypt the private key and blinding information. These 32 bytes are Triple-DES CBC encrypted by the asymmetric master key.</p>

Table 314. RSA private key token, 4096-bit Chinese Remainder Theorem with OPK section (X'08') (continued)

Offset (decimal)	Number of bytes	Description
124		Start of the (optionally) encrypted subsection. External key token: <ul style="list-style-type: none"> When offset 028 is X'40', the subsection is not encrypted. When offset 028 is X'42', the subsection is encrypted by the double-length transport key using the Triple-DES CBC process. Internal key token: <ul style="list-style-type: none"> When offset 028 is X'08', the subsection is encrypted by the triple-length OPK using the Triple-DES CBC process.
124	008	Random number confounder.
132	ppp	Prime number p.
132 + ppp	qqq	Prime number q
132 + ppp + qqq	rrr	$d_p = d \text{ mod}(p - 1)$
132 + ppp + qqq + rrr	sss	$d_q = d \text{ mod}(q - 1)$
132 + ppp + qqq + rrr + sss	uuu	$U = q^{**}-1 \text{ mod}(p)$.
132 + ppp + qqq + rrr + sss + uuu	xxx	X'00' padding of length xxx bytes such that the length from the start of the confounder at offset 124 to the end of the padding field is a multiple of eight bytes.
		End of the encrypted secure subsection; all of the fields starting with the confounder field and ending with the variable length pad field are encrypted under the OPK using TDES (CBC outer chaining) for key confidentiality.
132 + ppp + qqq + rrr + sss + uuu + xxx	nnn	Modulus n. $n = pq$ where p and q are prime and $2^{512} \leq n < 2^{4096}$.

RSA private key token, 1024-bit Modulus-Exponent internal format for cryptographic coprocessor feature

The format of the RSA private key token, 1024-bit Modulus-Exponent internal format for cryptographic coprocessor feature.

Table 315 on page 1137 shows the format of the RSA private key token, 1024-bit Modulus-Exponent internal format for cryptographic coprocessor feature.

Table 315. RSA private internal key token, 1024-bit Modulus-Exponent format for cryptographic coprocessor feature

Offset (decimal)	Length (bytes)	Description
000	001	X'02', section identifier, RSA private key.
001	001	X'00', version.
002	002	Length of the RSA private key section X'016C' (364 decimal).
004	020	SHA-1 hash value of the private key subsection cleartext, offset 28 to the section end. This hash value is checked after an enciphered private key is deciphered for use.
024	004	Reserved; set to binary zero.

Key token formats

Table 315. RSA private internal key token, 1024-bit Modulus-Exponent format for cryptographic coprocessor feature (continued)		
Offset (decimal)	Length (bytes)	Description
028	001	Key format and security: X'02' RSA private key.
029	001	Format of external key from which this token was derived: Value Description X'21' External private key was specified in the clear. X'22' External private key was encrypted.
030	020	SHA-1 hash of the key token structure contents that follow the public key section. If no sections follow, this field is set to binary zeros.
050	001	Key use flag bits. B'11xx xxxx' Only key unwrapping (KM-ONLY) B'10xx xxxx' Both signature generation and key unwrapping (KEY-MGMT) B'01xx xxxx' Undefined B'00xx xxxx' Only signature generation (SIG-ONLY) All other bits reserved, set to binary zero.
051	009	Reserved; set to binary zero.
060	048	Object Protection Key (OPK) encrypted under a PKA master key—can be under the Signature Master Key (SMK) or Key Management Master Key (KMMK) depending on key use.
108	128	Secret key exponent d , encrypted under the OPK. $d = e^{-1} \text{ mod } ((p-1)(q-1))$
236	128	Modulus, n . $n = pq$ where p and q are prime and $1 < n < 2^{1024}$.

RSA variable Modulus-Exponent token

A description of the fields in the new variable length Modulus-Exponent token. RSA variable Modulus-Exponent token.

Table 316 on page 1138 describes the fields in the new variable length Modulus-Exponent token. Currently, only the external form of the token will be used. There are no blinding values for the token. The latest level hardware makes this unnecessary.

Table 316. RSA variable Modulus-Exponent token format				
Number	If External Key	New version '09' field	If Internal Key	Length in bytes
1	'09'	sectionId	'09'	1

Table 316. RSA variable Modulus-Exponent token format (continued)

Number	If External Key	New version '09' field	If Internal Key	Length in bytes
2	'00'	version	'00'	1
3	132 + dLength + nLength + padLength	sectionLength	132 + dLength + nLength + padLength	2
4	Hash over fields 7 - end of section (clear values)	sha1Hash	Hash over fields 7 - end of section	20
5	8 + dLength + padLength	encrypted sectionLength	8 + dLength + padLength	2
6	This is actually a reserved field, not a pad '0000'	pad	'0000'	2
7	'82' encrypted external key or '00' clear external key	keyFormat	'02' encrypted operational key	1
8	'00'	pedigree	'21', '22', '23', or '24' as '06' token	1
9	Hash over sections which follow the public key section, or '00'	sha1Key NameHash	Hash over sections which follow the public key section, or '00'	20
10	'02' indicates that the key is translatable	keyUsageFlag	same as in '06'	1
11	'00'	reserved1	'00'	1
12	Binary zeroes	OPK	8 byte confounder + 40-byte (5-part) DES key, encrypted with the PKA master key	48
13	Binary zeroes	mkHash Pattern	16 byte MKVP	16
14	Length of private exponent	dLength	Length of private exponent	2
15	Length of modulus	nLength	Length of modulus	2
16	Length required to pad dLength to a multiple of 8	padLength	Length required to pad dLength to a multiple of 8	2
17	'0000'	reserved2	'0000'	2
18	Random value - encrypted data (with PKA MK) begins here	confounder	encrypted data (with 5-part OPK) begins here	8
19		<d follows, then pad, then n>		1

ECC key token

The format of ECC public and private key tokens.

Table 320 on page 1140 and Table 322 on page 1146 show the format of ECC public and private key tokens.

CCA allows a choice between three types of elliptic curves when generating an ECC key: Brainpool, Prime, and Edwards elliptic curves. Table 317 on page 1140 and Table 318 on page 1140 show the size and name of each supported elliptic curve, along with its object identifier (OID) in dot notation.

Key token formats

Table 317. Supported Brainpool elliptic curves by size, name, and object identifier

Size of prime p in bits (key length)	OID in dot notation	Brainpool elliptic curve ID
160	1.3.36.3.3.2.8.1.1.1	brainpoolP160r1
192	1.3.36.3.3.2.8.1.1.3	brainpoolP192r1
224	1.3.36.3.3.2.8.1.1.5	brainpoolP224r1
256	1.3.36.3.3.2.8.1.1.7	brainpoolP256r1
320	1.3.36.3.3.2.8.1.1.9	brainpoolP320r1
384	1.3.36.3.3.2.8.1.1.11	brainpoolP384r1
512	1.3.36.3.3.2.8.1.1.13	brainpoolP512r1

Table 318. Supported Prime elliptic curves by size, name, and object identifier

Size of prime p in bits (key length)	OID in dot notation	ANSI X9.62 ECDSA prime curve ID	NIST-recommended elliptic curve ID	SEC 2 recommended elliptic curve domain parameter
192	1.2.840.10045.3.1.1	prime192v1	P-192	secp192r1
224	1.3.132.0.33	N/A	P-224	secp224r1
256	1.2.840.10045.3.1.7	prime256v1	P-256	secp256r1
384	1.3.132.0.34	N/A	P-384	secp384r1
521	1.3.132.0.35	N/A	P-521	secp521r1

Table 319. Supported Edwards elliptic curves

Size of prime p in bits (key length)	OID in dot notation	Edwards-coordinate signature system	Elliptic curve
255	1.3.101.112	id-Ed25519	Curve25519
224	1.3.101.113	id-Ed448	Curve448

Table 320. ECC private key section (X'20')

Offset (bytes)	Length (bytes)	Description
000	001	Section identifier: X'20' ECC private key (ECC-PAIR)

Table 320. ECC private key section (X'20') (continued)		
Offset (bytes)	Length (bytes)	Description
001	001	<p>Section version number:</p> <p>Value Meaning</p> <p>X'00' Legacy section version, no pedigree field, no IBM Extended Associated Data (IEAD), no support for ECC key-derivation information section (X'23').</p> <p>Note: Use of this section version is provided for backward compatibility. Version 1 has additional security features and should be used instead.</p> <p>X'01' Latest section version. Includes pedigree field, IEAD, SHA-256 hash of all optional sections to IEAD, supports ECC key-derivation information section (X'23').</p>
002	002	Length of section in bytes.
004	001	<p>Wrapping method:</p> <p>X'00' Section is unencrypted (clear)</p> <p>X'01' AESKW (ANS X9.102)</p>
005	001	<p>Algorithm used to hash associated data section:</p> <p>X'00' None (no key present or key is clear key)</p> <p>X'02' SHA-256</p> <p>Note: The message digest is calculated on the associated data section, offset 76 to offset $92 + kl + lead + uad$. The message digest becomes part of the payload prior to its encryption.</p>
006	002	Reserved, binary zero.
008	001	<p>Key-usage and translation control flag.</p> <p>Management of symmetric keys and generation of digital signatures:</p> <p>B'11xx xxxx' Only key establishment (KM-ONLY)</p> <p>B'10xx xxxx' Both signature generation and key establishment (KEY-MGMT)</p> <p>B'01xx xxxx' Undefined</p> <p>B'00xx xxxx' Only signature generation (SIG-ONLY)</p> <p>Translation control:</p> <p>B'xxxx xx1x' Private key translation is allowed (XLATE-OK)</p> <p>B'xxxx xx0x' Private key translation is not allowed (NO-XLATE)</p>

<i>Table 320. ECC private key section (X'20') (continued)</i>		
Offset (bytes)	Length (bytes)	Description
009	001	Curve type: X'00' Prime curve X'01' Brainpool curve X'02' Edwards curve
010	001	Key format and security flag: X'08' Encrypted internal ECC private key X'40' Unencrypted external ECC private key X'42' Encrypted external ECC private key
011	001	Section version X'00' (see offset 001): Reserved, binary zero Section version X'01' (see offset 001): Pedigree/Key source flag byte External key-token: Value Meaning X'00' None/Clear X'24' Randomly generated Internal key-token: Value Meaning X'00' None/Clear X'21' Imported from cleartext X'22' Imported from ciphertext X'24' Randomly generated

Table 320. ECC private key section (X'20') (continued)		
Offset (bytes)	Length (bytes)	Description
012	002	<p>Length of prime p in bits. See Table 318 on page 1140 and Table 317 on page 1140.</p> <p>X'00A0' 160 (Brainpool)</p> <p>X'00C0' 192 (Brainpool, Prime)</p> <p>X'00E0' 224 (Brainpool, Prime)</p> <p>X'00FF' Edwards 25519</p> <p>X'0100' 256 (Brainpool, Prime)</p> <p>X'0140' 320 (Brainpool)</p> <p>X'0180' 384 (Brainpool, Prime)</p> <p>X'01C0' Edwards 448</p> <p>X'0200' 512 (Brainpool)</p> <p>X'0209' 521 (Prime)</p>
014	002	Length in bytes of IBM associated data.
016	008	<p>Key verification pattern.</p> <p>External key-token</p> <ul style="list-style-type: none"> • For an encrypted private key, KEK verification pattern (KVP) • For a clear private key, binary zeros • For a skeleton, binary zeros <p>Internal key-token</p> <ul style="list-style-type: none"> • For encrypted private key, master-key verification pattern (MKVP) • For a skeleton, binary zeros
024	048	<p>Object Protection Key (OPK).</p> <p>External key-token: Reserved, binary zero.</p> <p>Internal key token:</p> <p>OPK data consists of an 8-byte integrity check value (ICV) and length indicators, an 8-byte confounder, and a 256-bit AES key used with the AESKW algorithm to encrypt the ECC private key contained in an AESKW formatted section.</p> <p>Note: The OPK is encrypted by the APKA master key using AESKW (ANS X9.102). The OPK has no associated data.</p>
072	002	Length in bytes of associated data.
074	002	Length in bytes of formatted section, <i>bb</i> .

Table 320. ECC private key section (X'20') (continued)		
Offset (bytes)	Length (bytes)	Description
Associated data section		
Start of IBM associated data		
076	001	<p>Associated data section version number.</p> <p>Includes IBM associated data and user-definable associated data.</p> <p>Value Meaning</p> <p>X'00' Legacy associated data section version. Only defined for section version number X'00' (see offset 001).</p> <p>X'01' Latest associated data section version. Only defined for section version number X'01' (see offset 001).</p>
077	001	Length in bytes of the key label: <i>kl</i> (0 - 64).
078	002	<p>Length in bytes of the IBM associated data (AD), including key label and IBM extended associated data.</p> <p>AD data section version number (see offset 076)</p> <p>Length of AD</p> <p>X'00' ≥ 16</p> <p>X'01' ≥ 52</p>
080	002	<p>Length in bytes of the IBM extended associated data: <i>iead</i>.</p> <p>AD data section version number (see offset 076)</p> <p>Length of AD</p> <p>X'00' <i>iead</i> = 0</p> <p>X'01' <i>iead</i> = 36</p>
082	001	Length in bytes of the user-definable associated data: <i>uad</i> (0 - 100).
083	001	Curve type (see offset 009).
084	002	Length of <i>p</i> in bits (see offset 012).
086	001	Key-usage flag (see offset 008).
087	001	Key format and security flag (see offset 010).

Table 320. ECC private key section (X'20') (continued)		
Offset (bytes)	Length (bytes)	Description
088	001	AD section version number X'00' (see offset 001): Reserved, binary zero AD section version number X'01' (see offset 001): Pedigree/Key source flag byte (see offset 011)
089	003	Reserved, binary zero.
092	<i>kl</i>	Optional key label.
092 + <i>kl</i>	<i>iead</i>	Optional IBM extended associated data. For AD section version number X'01' (see offset 076): Consists of a single section hash tag-length-value (TLV) object with TLV tag identifier X'60'. Refer to Table 321 on page 1145. Note: A section hash TLV object cannot be present in section version number X'00', and will always be present in section version number of X'01'. When present, it contains the SHA-256 hash digest of all the optional sections that follow the public key section, if any. Otherwise, it contains binary zeros.
End of IBM associated data		
092 + <i>kl</i> + <i>iead</i>	<i>uad</i>	Optional user-definable associated data.
End of associated data section		
092 + <i>kl</i> + <i>iead</i> + <i>uad</i>	<i>bb</i>	Formatted section (payload), which includes private key <i>d</i> : <ul style="list-style-type: none"> • Clear-key section contains <i>d</i>. • Encrypted-key section contains <i>d</i> within the AESKW-wrapped payload.

Table 321. ECC section hash TLV object (X'60') of Version 1 ECC private-key section (X'20')		
Offset (bytes)	Length (bytes)	Description
000	001	Tag identifier: X'60' ECC section hash TLV object
001	001	TLV object version number (X'00').
002	002	TLV object length in bytes (X'0024').
004	032	SHA-256 hash of all the optional sections that follow the public-key section, if any. Otherwise binary zeros. Note: A section hash TLV object will always be present in a PKA key token that has an ECC private key section (X'20') with a section version number of X'01'.

Table 322. ECC public key section (X'21')		
Offset (bytes)	Length (bytes)	Description
000	001	Section identifier: X'21' ECC public key (ECC-PUBL)
001	001	Section version number (X'00').
002	002	Section length in bytes.
004	004	Reserved, binary zero.
008	001	Curve type: X'00' Prime curve X'01' Brainpool curve X'02' Edwards curve
009	001	Reserved, binary zero
010	002	Length of prime p in bits. See Table 318 on page 1140 and Table 317 on page 1140 . X'00A0' 160 (Brainpool) X'00C0' 192 (Brainpool, Prime) X'00E0' 224 (Brainpool, Prime) X'00FF' Edwards 25519 X'0100' 256 (Brainpool, Prime) X'0140' 320 (Brainpool) X'0180' 384 (Brainpool, Prime) X'01C0' Edwards 448 X'0200' 512 (Brainpool) X'0209' 521 (Prime)
012	002	Length of public key q in bytes. Value includes key material length plus a one-byte flag to indicate if the key material is compressed. For Prime and Brainpool curves, the value includes the key material length plus a one byte flag to indicate if the key material is compressed or uncompressed. For Edwards curves, the value is in little endian format.
014	cc	Public key q .

<i>Table 323. ECC key-derivation information section (X'23')</i>		
Offset (bytes)	Length (bytes)	Description
000	001	Section identifier: X'23' ECC key-derivation information
001	001	Section version number (X'00')
002	002	Section length in bytes (8)
004	001	Algorithm of key to be derived: Value Algorithm X'01' DES X'02' AES
005	001	Type of key to be derived: Value Meaning X'01' DATA X'02' EXPORTER X'03' IMPORTER X'04' CIPHER X'05' DECIPHER X'06' ENCIPHER X'07' CIPHERXI X'08' CIPHERXL X'09' CIPHERXO

Offset (bytes)	Length (bytes)	Description
006	002	Key-bit length: Value Meaning X'0040' (64) DES X'000' (128) AES, DES X'00C0' (192) AES X'0100' (256) AES Note: Bit length of DES keys includes parity bits.

QSA key token

The format of QSA public and private key tokens.

Table 325 on page 1148 and Table 325 on page 1148 show the format of QSA public and private key tokens. CCA allows the QSA algorithms and key sizes shown in Table 324 on page 1148 with the OID for each.

Size of matrix (n x n)	Size of t1 in bits	OID in dot notation
(6 x 5)	13824	1.3.6.1.4.1.2.267.1.6.5

A QSA key token is the concatenation of these sections:

- A token header:
 - An external header (first byte X'1E').
 - An internal header (first byte X'1F').
- An optional private key section (section identifier X'50').
- A public key section (section identifier X'51').
- An optional private key name section (section identifier X'10').

Offset (bytes)	Length (bytes)	Description
000	001	Section Identifier: X'50' QSA Private Key.
001	001	Section version number: X'00' .

Table 325. QSA Private Key section with OPK (X'50') (continued)		
Offset (bytes)	Length (bytes)	Description
002	002	<p>Section length in bytes: 128 + <i>ppp</i>.</p> <p>When 'Key format' (offset 12) is:</p> <p>X'00' (Clear key) For CRYSTALS-Dilithium (6,5):</p> <p><i>ppp</i> 3824 bytes.</p> <p>section length 3952 bytes.</p> <p>X'01' (Encrypted key) For CRYSTALS-Dilithium (6,5):</p> <p><i>ppp</i> 3872 bytes.</p> <p>section length 4000 bytes.</p>
004	002	Length of associated data section in bytes: 54.
006	002	Reserved, binary zero.
008	001	Associated data section version number: X'01'.
009	001	<p>Algorithm identifier:</p> <p>X'00' No algorithm.</p> <p>X'01' CRYSTALS-Dilithium.</p>
010	002	<p>Algorithm parameters:</p> <p>When 'Algorithm identifier' is X'01', allowed values are:</p> <p>X'0605' CRYSTALS-Dilithium (6,5).</p>
012	001	<p>Key format:</p> <p>External token:</p> <p>X'00' Unencrypted QSA private key subsection identifier.</p> <p>X'01' Encrypted QSA private key subsection identifier.</p> <p>Internal token:</p> <p>X'01' Encrypted QSA private key subsection identifier.</p> <p>All other values are reserved and undefined.</p>

Table 325. QSA Private Key section with OPK (X'50') (continued)

Offset (bytes)	Length (bytes)	Description
013	001	Key source flag byte: External token: X'00' No Key. X'24' Randomly generated. Internal token: X'00' No Key. X'21' Imported from cleartext. X'22' Imported from ciphertext. X'24' Randomly generated. All other values are reserved and undefined.
014	001	Compliance and export control byte: Bit Meaning B'xxxx xx1x' Private key translation is allowed (XLATE-OK). B'xxxx xx0x' Private key translation is not allowed (NO-XLATE). All other values are reserved and undefined.
015	001	Hash type: X'00' Clear key. X'02' SHA-256.
016	002	Usage bytes: Byte 16: Bit Meaning B'1xxx xxxx' Digital Signature usage is allowed (U-DIGSIG). Services: CSNDDSG, CSNDDSV. All other values are reserved and undefined. Byte 17: All values are reserved and undefined.

Offset (bytes)	Length (bytes)	Description
018	032	SHA-256 hash value of: <ol style="list-style-type: none"> The public key section (section identifier X'51') and All optional sections that follow the public key section, if any. If there are no optional sections, the hash will cover only the public key section.
050	002	'aaa' = QSA payload component 1 length. When 'Algorithm identifier' is X'01' (CRYSTALS-Dilithium): Length of key D, also called 'seed' 32 B for CRYSTALS-Dilithium (6,5).
052	002	'bbb' = QSA payload component 2 length. When 'Algorithm identifier' is X'01' (CRYSTALS-Dilithium): Length of tr T, prf output 48 B for CRYSTALS-Dilithium (6,5).
054	002	'ccc' = QSA payload component 3 length. When 'Algorithm identifier' is X'01' (CRYSTALS-Dilithium): Length of vector 's1', of L elements 480 B for CRYSTALS-Dilithium (6,5).
056	002	'ddd' = QSA payload component 4 length. When 'Algorithm identifier' is X'01' (CRYSTALS-Dilithium): Length of vector 's2', of K elements 576 B for CRYSTALS-Dilithium (6,5).
058	002	'eee' = QSA payload component 5 length. When 'Algorithm identifier' is X'01' (CRYSTALS-Dilithium): Length of vector 't0', of K * high bits (vector) 2688 B for CRYSTALS-Dilithium (6,5).
060	002	Reserved, binary zero.
062	056	Object Protection key (OPK) data: The OPK consists of a 16-byte confounder and a 256-bit AES key, followed by 8 bytes of AESKW overhead. External token: <ul style="list-style-type: none"> Encrypted: Encrypted by AES KEK. Clear: All bytes binary zero. Internal token <ul style="list-style-type: none"> Encrypted: Encrypted with the ECC master key.

Table 325. QSA Private Key section with OPK (X'50') (continued)

Offset (bytes)	Length (bytes)	Description
118	008	Key verification pattern (KVP): When 'Key format' (offset 12) is: X'00' (Clear key) Binary zero. X'01' (Encrypted key) Bytes 0 – 7: KVP <ul style="list-style-type: none"> • When internal, this is the ECC master key verification pattern (MKVP). • When external, this is the KVP for the KEK.
126	002	Reserved, binary zero
128	<i>ppp</i>	Payload starts here and includes: When this section is encrypted: Private exponent <i>d</i> in the payload wrapped by the OPK using the AESKW algorithm.

Table 326. QSA Public Key section (X'51')

Offset (bytes)	Length (bytes)	Description
000	001	Section Identifier: X'51' QSA Public Key.
001	001	Section version number: X'00' .
002	002	Section length: 24 + <i>aaa</i> + <i>bbb</i> .
004	001	Key format: X'00' No MAC over public key subsection.
005	001	Algorithm identifier: X'00' No algorithm. X'01' CRYSTALS-Dilithium.
006	002	Algorithm parameters: When 'Algorithm identifier' is X'01', allowed values are: X'0605' CRYSTALS-Dilithium (6,5).

Offset (bytes)	Length (bytes)	Description
008	002	Usage bytes: Byte 8: Bit Meaning B'1xxx xxxx' Digital Signature usage is allowed (U-DIGSIG). Services: CSNDDSG, CSNDDSV. All other values are reserved and undefined. Byte 9: All values are reserved and undefined.
010	002	'aaa' = QSA public component 1 length. When 'Algorithm identifier' is X'01' (CRYSTALS-Dilithium): Length of 'rho', also called 'nonce' 32 B for CRYSTALS-Dilithium (6,5).
012	002	'bbb' = QSA public component 2 length. When 'Algorithm identifier' is X'01' (CRYSTALS-Dilithium): Length of 't1' : K * low bits (vector) 1728 B for CRYSTALS-Dilithium (6,5).
014	010	Reserved, binary zero.
024	aaa	QSA public component 1 When 'Algorithm identifier' is X'01' (CRYSTALS-Dilithium): • 'rho', also called 'nonce'.
024 + aaa	bbb	QSA public component 2 When 'Algorithm identifier' is X'01' (CRYSTALS-Dilithium): • 't1' : K * low bits (vector).

HMAC key token

The two formats of the HMAC key token.

HMAC key tokens have two formats, “HMAC MAC variable-length symmetric key token” on page 1045 and “HMAC symmetric null key token” on page 1153.

HMAC symmetric null key token

Table 327 on page 1153 shows the format of the HMAC symmetric null key token.

Offset (bytes)	Length (bytes)	Description
Header		
0	1	X'00' Token identifier, which indicates that this is a null key token.
1	1	X'00' Version

Table 327. HMAC symmetric null key token format (continued)

Offset (bytes)	Length (bytes)	Description
2 - 3	2	X'0008' Length of the key token structure.
4 - 7	4	Ignored (zero).

AESKW key format for external keys

View the structure used to export an ECC private key when the ECC-AES1 keyword is used with CSNDPKT. This key token is an external-only format and cannot be imported to CCA.

Table 328. AESKW key format structure

Offset (decimal)	Number of bytes	Field
Start of Associated Data section		
Sub-section: Header		
0	1	Primary Identifier: Value: X'53' (ASCII 'S')
1	1	Version: Value: X'00' Version X'00' indicates AESKW wrapping method
2	2	SL = structLen Value: dynamic, Length in bytes of the total structure (big endian).
Sub-section: Key data		
4	1	Algorithm type (algorithm for which the key can be used): Value Meaning X'81' ECC key (private)

Table 328. AESKW key format structure (continued)

Offset (decimal)	Number of bytes	Field
5	2	<p>Key type (general class of the key):</p> <p>Notes:</p> <p>Values in this field depend on the input token, the value at offset '0x4', key algorithm.</p> <p>1. ECC private key source token:</p> <p>A.</p> <p>encoding:</p> <ol style="list-style-type: none"> Upper nibble gives curve type Lower 3 nibbles give length of private key 'p' in bits <p>B.</p> <p>Values</p> <ol style="list-style-type: none"> X'0209' ECC_PRIME_521
7	1	<p>kuf_count : Key usage fields count: 0 - 4. Key-usage field information defines restrictions on the use of the key.</p> <p>Notes:</p> <ol style="list-style-type: none"> Values in this field depend on the input token, the value at offset '0x4', key algorithm, and the value at offset '0x5', key type. <p>A.</p> <p>ECC private key source token: kuf_count=2</p> <ol style="list-style-type: none"> Each key-usage field is 2 bytes in length. The value in this field indicates how many 2-byte key usage fields follow. There are 8 bytes of Associated Data after this field. Each of these remaining 8 bytes of Associated Data is either 0x00 or a KUF byte, as indicated by this kuf_count field. <p>This section is not variable size: unused bytes are 0x00 value.</p> <p>Examples:</p> <p>kuf_count = 1</p> <p>two bytes of key usage information follow, this is one kuf field. The remaining 6 bytes of Associated Data are 0x00 bytes</p> <p>kuf_count = 2</p> <p>four bytes of key usage information follow, this is two kuf fields. The remaining 4 bytes of Associated Data are 0x00 bytes</p>

Table 328. AESKW key format structure (continued)

Offset (decimal)	Number of bytes	Field
8	1	Bit value meanings: 1. Algorithm at offset 4; ECC (X'81'), A B'1xxx xxxx' digitalSignature B B'x1xx xxxx' nonrepudiation or contentCommitment C B'xx1x xxxx' keyEncipherment D B'xxx1 xxxx' dataEncipherment E B'xxxx 1xxx' keyAgreement F B'xxxx x1xx' keyCertSign G B'xxxx xx1x' cRLSign H B'xxxx xxx1' encipherOnly (requires keyAgreement)
9	1	Bit value meanings: 1. Algorithm at offset 4; ECC (X'81'), A B'1xxx xxxx' decipherOnly - Requires keyAgreement bit at offset 8. Cannot be combined with encipherOnly B B'x111 1111' reserved
10	1	This field is reserved and must be X'00' byte.
11	1	This field is reserved and must be X'00' byte.
12	1	This field is reserved and must be X'00' byte.
13	1	This field is reserved and must be X'00' byte.
14	1	This field is reserved and must be X'00' byte.
15	1	This field is reserved and must be X'00' byte.
End of Associated Data section		
Start of AESKW wrapped payload		
16	6	Integrity Constant : byte array Value: X'A6A6A6A6A6A6'

Table 328. AESKW key format structure (continued)

Offset (decimal)	Number of bytes	Field
22	1	PbL: Zero Padding bit length, this padding is AFTER the key, at the end of the payload Value: dynamic, depends on KL and ADLen, see examples below
22	1	PbL: Zero Padding bit length, this padding is AFTER the key, at the end of the payload Value: dynamic, depends on KL and ADLen, see examples below
23	1	ADLen: Associated Data byte length, in hex Value: X'10'
24	16	Copy of Associated Data. The Associated Data is copied here after decryption. It must exactly match clear data as shown in the above Associated Data section of the aeskw_key_format structure.
40	KL	keydata. Note: The size of the private key 'p' across all components is determined by the key algorithm at offset 0x04 and the type field at offset 0x05. Format of keydata 1. Algorithm: ECC (X'81'), A Note that the maximum size key, P521, will have KL=66 bytes.
KL+40	PbL / 8	Padding data: PbL count of 0b0 bits.
End of AESKW wrapped payload		
KL+40+ (PbL/8)		Final size (FS) = structLen Size of Keydata = KL = structLen - ((2 * 16) + 8 + (PbL / 8)) PbL (bits) = 64 - ((ADLen*8 + KL*8)mod64) = 64-((16*8 +KL*8)mod64) = 0 when (KL)mod8=0 FS = KL+40+(PbL/8) ECC: Actual KL values, Pbl values: 521 bit P521 : KL = 66 Bytes; PbL = 48 bits; FS = 112 bytes (this is the maximum for the largest exportable ECC key size).

TR-31 key block header and optional block data

Available CCA services for TR-31 symmetric-key management and the use of TR-31 key blocks are described in Chapter 5, "TR-31 symmetric key management," on page 95. This section describes the format of the TR-31 key block header and the header values supported by CCA. It also describes the

TR-31 optional blocks that can be used by CCA. See *ASC X9 TR 31-2018: Interoperable Secure Key Exchange Block Specification* for the definition of a TR-31 key block.

TR-31 key block header

A TR-31 key block always begins with a key block header consisting of a required 16-byte fixed-length portion followed by from 0 – 99 variable-length optional blocks. Table 329 on page 1158 shows the format of the required fixed-length portion of the header and shows only those values supported by CCA:

Offset (bytes)	Length (bytes)	TR-31 key block header field name
0	1	<p>Key block version ID. Identifies the version of the key block, which defines the method by which it is cryptographically protected and the content and layout of the block.</p> <p>The following key block version ID values defined by TR-31 are the only ones supported by CCA:</p> <p>ASCII Value Meaning</p> <p>"A" Key block protected by the Key Variant Binding Method 2005 Edition (maps to Key Export to TR31 rule-array keyword VARXOR-A). This method is deprecated and should not be used for any new development.</p> <p>"B" Key block protected by the Key Derivation Binding Method 2010 Edition (maps to Key Export to TR31 rule-array keyword VARDRV-B).</p> <p>"C" Key block protected by the Key Variant Binding Method 2010 Edition (maps to Key Export to TR31 rule-array keyword VARXOR-C).</p> <p>"D" Key block protected by the Key Derivation Binding Method 2017 Edition (maps to Key Export to TR31 rule-array keyword VARDRV-D, Release 5.4 or later).</p>
1	4	<p>Key block length. Provides the key-block length after encoding. Length includes the entire block (header + encrypted confidential data + MAC).</p>
5 (1 of 12)	2	<p>Key usage. Provides information about the intended function of the protected key/sensitive data.</p> <p>The following key usage values defined by TR-31 are the only ones supported by CCA:</p> <ul style="list-style-type: none"> • "B0" • "C0" • "D0" • "E0", "E1", "E2", "E3", "E4", "E5" • "K0", "K1", "K4" • "M0", "M1", "M3", "M6", "M7" • "P0" • "V0", "V1", and "V2" <p>In addition, CCA supports the following proprietary key usage values: "10", "11", and "12".</p>
5 (2 of 12)	2	<p>ASCII Value Meaning</p> <p>"B0" BDK base derivation key (maps to Key Export to TR31 rule-array keyword BDK). This key is used to derive the initial PIN encryption key (IPEK) in the derived unique key per transaction (DUKPT) process defined in X9.24-1. An initial key is derived for individual devices such as PIN pads.</p>

Table 329. Format and CCA supported values of the required header for a TR-31 key block (continued)

Offset (bytes)	Length (bytes)	TR-31 key block header field name
5 (3 of 12)	2	<p>ASCII Value Meaning</p> <p>"C0"</p> <p>CVK card verification key (maps to Key Export to TR31 rule-array keyword CVK). These are the keys used for computing or verifying (against a supplied value) a card verification code with the CVV, CVC, CVC2, and CVV2 algorithms. In CCA, this corresponds to keys used with two algorithms:</p> <ol style="list-style-type: none"> 1. Visa CVV and MasterCard CVC codes are generated and verified using the CVV Generate and CVV Verify verbs. These verbs require a key type of DATA or MAC/MACVER with a subtype extension (CV bits 0 – 3) of ANY-MAC, single-length CVVKEY-A and single-length CVVKEY-B, and a double-length CVVKEY-A (see the CVV Key Combine verb). The MAC generate and MAC verify (CV bits 20 – 21) key usage values must be set appropriately. 2. American Express CSC codes are generated and verified using the Transaction Validation verb. This verb requires a key type of MAC or MACVER with a subtype extension of ANY-MAC or AMEX-CSC. <p>Note:</p> <ol style="list-style-type: none"> 1. CCA and TR-31 represent CVV keys differently. This makes representations between the two incompatible. CCA represents the key-A and key-B keys as two 8-byte (single length) keys, while TR-31 represents these keys as one 16-byte (double length) key. Current Visa standards now require one 16-byte key. The CVV Generate and CVV Verify verbs accept one 16-byte CVV key, using left and right key parts as key-A and key-B. See “CVV Key Combine (CSNBCKC)” on page 584. This verb provides a way to combine two single-length MAC-capable keys into one double-length CVV key. 2. Import and export of 8-byte CVVKEY-A and CVVKEY-B MAC/MACVER keys are only allowed using the IBM proprietary TR-31 key usage and mode of use values (ASCII "10" and "1", respectively) to indicate encapsulation of the IBM control vector in a TR-31 optional block since the 8-byte CVVKEY-A is meaningless and useless as a TR-31 "C0" key usage key of any mode of use. <p>Security consideration:</p> <ol style="list-style-type: none"> 1. There is asymmetry in the translation from a CCA DATA key to a TR-31 key when using the Export_to_TR31 verb. The asymmetry results from CCA DATA keys having attributes of both data encryption and MAC keys, while TR-31 separates data encryption keys from MAC keys. A CCA DATA key can be exported to a TR-31 "C0" key, provided that one or both applicable MAC generate and MAC verify control vector bits are on. However, a TR-31 "C0" key cannot be imported to the lower-security CCA DATA key. It can only be imported to a CCA key type of MAC or MACVER. This restriction eliminates the ability to export a MAC or MACVER key to a TR-31 key and re-importing it back as a DATA key with the capability to encipher, decipher, or both. 2. Since the translation from key usage "C0" is controlled by rule array keywords when using the TR31 Key Import verb, it is possible to convert an exported CCA CVVKEY-A or CVVKEY-B key into an AMEX-CSC key or the other way around. This can be restricted by not enabling offsets X'015A' (T31I Permit C0:G/C/V to TDES MAC/MACVER: CVVKEY-A) and X'015B' (T31I Permit C0:G/C/V to DES/TDES MAC/MACVER: AMEX-CSC) at the same time. However, if both CVVKEY-A and AMEX-CSC translation types are required, then offsets X'015A' and X'015B' must both be enabled in the active role. In this case, control is up to the development, deployment, and execution of the applications themselves.

Offset (bytes)	Length (bytes)	TR-31 key block header field name
5 (4 of 12)	2	<p>ASCII Value Meaning</p> <p>"D0" Data encryption key using ECB, CBC, CFB, OFB, CCM, or CTR (maps to Key Export to TR31 rule-array keyword ENC). These keys are used for the encryption and decryption of data.</p> <p>Security consideration: There is asymmetry in the translation from a CCA DATA key to a TR-31 key. The asymmetry results from DATA keys having attributes of both data encryption and MAC keys, while TR-31 separates data encryption keys from MAC keys. A CCA DATA key can be exported to a TR-31 "D0" key, provided that one or both applicable Encipher or Decipher control vector bits are on. However, a TR-31 "D0" key cannot be imported to the lower-security CCA DATA key. It can only be imported to a CCA key type of ENCIPHER, DECIPHER, or CIPHER. This restriction eliminates the ability to export a CCA DATA key to a TR-31 key and re-importing it back as a CCA DATA key with the capability to MAC generate and MAC verify.</p>
5 (5 of 12)	2	<p>ASCII Value Meaning</p> <p>"E0" EMV/chip issuer master key: application cryptograms (maps to Key Export to TR31 rule-array keyword EMVACMK).</p> <p>Note (also applies to key usage values "E1", "E2", "E3", "E4", and "E5"): EMV/chip issuer master keys are used by the chip cards (also called integrated circuit cards, IC cards, or smart cards) to perform cryptographic operations or, in some cases, to derive keys used to perform operations. In CCA, these are (1) diversified key-generating keys (DES key type DKYGENKY), allowing derivation of operational keys, or (2) operational keys. Note that in this context, "master key" has a different meaning than a CCA master key. The master keys used in this context, also called KMCs, are described by EMV as DES master keys for personalization session keys. They are used to derive the corresponding chip card master keys and are not typically used directly for cryptographic operations other than key derivation. In CCA, these are usually key generating keys with derivation level DKYL1 (CV bits 12 – 14 = B'001') used to derive other key generating keys (the chip card master keys). In some cases or for older EMV key derivation methods, the issuer master keys could be level DKYL0 (CV bits 12 – 14 = B'000').</p> <p>"E1" EMV/chip issuer master key: secure messaging for confidentiality (maps to Key Export to TR31 rule-array keyword EMVSCMK). The note for key usage "E0" also applies to this key usage.</p> <p>"E2" EMV/chip issuer master key: secure messaging for integrity (maps to Key Export to TR31 rule-array keyword EMVSIMK). The note for key usage "E0" also applies to this key usage.</p> <p>"E3" EMV/chip issuer master key: data authentication code (maps to Key Export to TR31 rule-array keyword EMVDAMK). The note for key usage "E0" also applies to this key usage.</p> <p>"E4" EMV/chip issuer master key: dynamic numbers (maps to Key Export to TR31 rule-array keyword EMVDNMK). The note for key usage "E0" also applies to this key usage.</p> <p>"E5" EMV/chip issuer master key: card personalization (maps to Key Export to TR31 rule-array keyword EMVCPMK). The note for key usage "E0" also applies to this key usage.</p>

Table 329. Format and CCA supported values of the required header for a TR-31 key block (continued)

Offset (bytes)	Length (bytes)	TR-31 key block header field name
5 (6 of 12)	2	<p>ASCII Value Meaning</p> <p>"K0" Key encryption or wrapping key (maps to Key Export to TR31 rule-array keyword KEK).</p> <p>Note (also applies to key usage values "K1" and "K4"): CCA mode support is the same for key block version IDs "B" and "C" due to the lack of distinction between TR-31 "K0" and "K1" in CCA keys. CCA does not distinguish between targeted protocols, so there is no good way to represent the difference. Also, most wrapping mechanisms now involve derivation or key variation steps.</p> <p>Security consideration (also applies to key usage values "K1" and "K4"): The CCA OKEYXLAT, EXPORTER, IKEYXLAT, or IMPORTER KEK translation to a TR-31 "K0" key usage with mode of use "B" (both wrap and unwrap) is not allowed for security reasons. Even with access-control point control, this capability would give an immediate path to turn a CCA EXPORTER key into a CCA IMPORTER key and the other way around.</p> <p>"K1" TR-31 key block protection key (maps to Key Export to TR31 rule-array keyword KEK-WRAP). The note for key usage "K0" also applies to this key usage.</p> <p>"K4" ISO 20038 key block protection key (maps to Key Export to TR31 rule-array keyword KEK-WRK4, Release 5.4 or later). The note for key usage "K0" also applies to this key usage.</p>

Table 329. Format and CCA supported values of the required header for a TR-31 key block (continued)

Offset (bytes)	Length (bytes)	TR-31 key block header field name
5 (7 of 12)	2	<p>ASCII Value Meaning</p> <p>"M0" ISO 16609 MAC algorithm 1 (using TDEA) key (maps to Key Export to TR31 rule-array keyword ISOMACO).</p> <p>Note (also applies to key usage "M1" and "M3"):</p> <ol style="list-style-type: none"> "M0" and "M1" are identical except that "M0" does not support single-length (8-byte) DES keys while "M1" does. A CCA control vector has no bits defined to limit key usage by algorithm, such as CBC MAC (TR-31 usage "M0" and "M1") or X9.19 (TR-31 usage "M3"). When importing a TR-31 key block, the resulting CCA key-token deviates from the restrictions of usages "M0", "M1", and "M3". Importing a TR-31 key block which allows MAC generation ("G" or "C") results in a control vector with the ANY-MAC attribute rather than for the restricted algorithm that is set in the TR-31 key block. The ANY-MAC attribute provides the same restrictions as what CCA currently uses for generating and verifying MACs. <p>Security consideration (also applies to key usage values "M1" and "M3"): There is asymmetry in the translation from a CCA DATA key to a TR-31 key. The asymmetry results from CCA DATA keys having attributes of both data encryption keys and MAC keys, while TR-31 separates data encryption keys from MAC keys. A CCA DATA key can be exported to key usage "M0", "M1", "M3" or, beginning with Release 5.4, "M6", provided that one or both applicable MAC generate and MAC verify control vector bits are on. However, a key with key usage "M0", "M1", "M3", or "M6" cannot be imported to the lower-security CCA DATA key. It can only be imported to a CCA key type of MAC or MACVER. This restriction eliminates the ability to export a CCA MAC or MACVER key to a TR-31 key and re-importing it back as a CCA DATA key with the capability to Encipher, Decipher, or both.</p> <p>"M1" ISO 9797-1 MAC algorithm 1 (maps to Key Export to TR31 rule-array keyword ISOMAC1). The note for key usage "M0" also applies to this key usage.</p> <p>"M3" ISO 9797-1 MAC algorithm 3 (maps to Key Export to TR31 rule-array keyword ISOMAC3). The note for key usage "M0" also applies to this key usage.</p> <p>"M6" ISO 9797-1:2011 MAC algorithm 5/CMAC (maps to Key Export to TR31 rule-array keyword ISOMAC6, Release 5.4 or later). These keys are used to compute or verify a code for message authentication.</p> <p>"M7" HMAC (maps to Key Export to TR31 rule-array keyword HMAC, Release 5.6 or later). These keys are used to compute or verify a code for message authentication.</p>

Table 329. Format and CCA supported values of the required header for a TR-31 key block (continued)

Offset (bytes)	Length (bytes)	TR-31 key block header field name
5 (8 of 12)	2	<p data-bbox="480 264 623 319">ASCII Value Meaning</p> <p data-bbox="480 331 537 359">"P0"</p> <p data-bbox="526 363 1435 417">PIN encryption key (maps to Key Export to TR31 rule-array keyword PINENC). These keys are used to protect PIN blocks.</p> <p data-bbox="526 434 591 459">Note:</p> <ol data-bbox="537 476 1451 657" style="list-style-type: none"> 1. Mode of use "E" (Key Export to TR31 rule-array keyword ENC-ONLY) restricts PIN encryption keys to encrypting a PIN block and may be used to create or reencipher an encrypted PIN block (for key-to-key translation). 2. Mode of use "D" (Key Export to TR31 rule-array keyword DEC-ONLY) restricts PIN encryption keys to decrypting a PIN block and is generally used in a PIN translation to decrypt the incoming PIN block. <p data-bbox="526 674 1442 783">Security consideration: It is highly recommended that Key Export to TR31 rule-array keyword INCL-CV be used when exporting a DES key with key type IPINENC or OPINENC. This ensures the original CCA attributes are restored when importing the TR-31 key block back into CCA.</p>

Table 329. Format and CCA supported values of the required header for a TR-31 key block (continued)

Offset (bytes)	Length (bytes)	TR-31 key block header field name
5 (9 of 12)	2	<p>ASCII Value Meaning</p> <p>"V0"</p> <p>PIN verification, KPV, other algorithm key (maps to Key Export to TR31 rule-array keyword PINVO). These keys are used to generate or verify a PIN using a PIN-calculation method for that key type. Key usage "V0" is intended to be a PIN-calculation method "other" than those defined for "V1" (Key Export to TR31 rule-array keyword PINV3624) or "V2" (Key Export to TR31 rule-array keyword VISAPVV). Because CCA does not have a PIN-calculation method of "other" defined, it maps key usage "V0" with the subtype extension of NO-SPEC (CV bits 0 – 3 = B'0000'). Be aware that NO-SPEC allows any method, including "V1" and "V2", and this mapping is suboptimal.</p> <p>Note (also applies to key usage "V1" and "V2"):</p> <ol style="list-style-type: none"> 1. Mode of use "N" (Key Export to TR31 rule-array keyword ANY) has no special restrictions other than restrictions implied by the key usage. This is used by several vendors for a PIN generation or PIN verification key when the key block version ID is "A". 2. Mode of use "G" (Key Export to TR31 rule-array keyword GEN-ONLY) is used for a PINGEN key that may not perform a PIN verification. This is the only mode available when the control vector in the CCA key-token, which is applicable with IBM-proprietary mode of use "10" (Key Export to TR31 rule-array keyword INCL-CV), does NOT have the EPINVER control vector bit on. 3. Key usage "C" (Key Export to TR31 rule-array keyword GENVER) is the only output mode available for TR-31 when any of the CCA key-token PIN generating bits are on in the control vector (CPINGENA, EPINGENA, EPINGEN, or CPINGENA) in addition to the EPINVER bit. <p>Security consideration:</p> <ol style="list-style-type: none"> 1. It is highly recommended that Key Export to TR31 rule-array keyword INCL-CV be used when exporting a DES key with key type PINGEN or PINVER. This ensures the original CCA attributes are restored when importing the TR-31 key block back into CCA. 2. TR-31 key blocks that are protected under legacy key block version ID "A" (Key Export to TR31 rule-array keyword VARXOR-A) use the same mode of use "N" (keyword ANY) for PINGEN and PINVER keys. For version ID "A" keys only, enabling both the PINGEN and PINVER access-control points at the same time in the active role while enabling offset X'01B0' (for mode "N") is NOT recommended. In other words, for this key usage, enabling the following four commands in the active role at the same time allows changing PINGEN keys into PINVER, and PINVER keys into PINGEN: <p>Offset Command</p> <p>X'014D' T31X Permit Version A TR-31 Key Blocks</p> <p>X'01B0' T31X Permit DES/TDES PINGEN and DES/TDES PINVER to V0/V1/V2:N</p> <p>X'0194' T31X Permit DES/TDES PINGEN: NO-SPEC to V0:N/C</p> <p>X'0193' T31X Permit DES/TDES PINVER: NO-SPEC to V0:N/V</p>

Table 329. Format and CCA supported values of the required header for a TR-31 key block (continued)

Offset (bytes)	Length (bytes)	TR-31 key block header field name
5 (10 of 12)	2	<p>ASCII Value Meaning</p> <p>"V1" PIN verification, IBM 3624 key (maps to Key Export to TR31 rule-array keyword PINV3624). The note for key usage "V0" also applies to this key usage.</p> <p>Security consideration:</p> <ol style="list-style-type: none"> 1. It is highly recommended that CSBNT31X rule-array keyword INCL-CV be used when exporting a DES key with key type PINGEN or PINVER. This ensures the original CCA attributes are restored when importing the TR-31 key block back into CCA. 2. TR-31 key blocks that are protected under legacy key block version ID "A" (Key Export to TR31 rule-array keyword VARXOR-A) use the same mode of use "N" (keyword ANY) for PINGEN and PINVER keys. For version ID "A" keys only, enabling both the PINGEN and PINVER access-control points at the same time in the active role while enabling offset X'01B0' (for mode "N") is NOT recommended. In other words, for this key usage, enabling the following four commands in the active role at the same time allows changing PINGEN keys into PINVER, and PINVER keys into PINGEN: <p>Offset Command</p> <p>X'014D' T31X Permit Version A TR-31 Key Blocks</p> <p>X'01B0' T31X Permit DES/TDES PINGEN and DES/TDES PINVER to V0/V1/V2:N</p> <p>X'0196' T31X Permit DES/TDES PINGEN: NO-SPEC/IBM-PIN/IBM-PINO to V1:N/V</p> <p>X'0195' T31X Permit DES/TDES PINVER: NO-SPEC/IBM-PIN/IBM-PINO to V1:N/V</p> <p>As defined by TR-31, numeric key block version IDs are reserved for proprietary key block definitions.</p> <p>Note: DK is an abbreviation for <i>Die Deutsch Kreditwirtschaft</i>, which is the German Banking Industry Committee (GBIC). A supported DK proprietary block always includes a 16-byte optional block that is valued to the following ASCII characters:</p> <p>"KS10DE#GBIC#OPT1"</p>

Table 329. Format and CCA supported values of the required header for a TR-31 key block (continued)

Offset (bytes)	Length (bytes)	TR-31 key block header field name
5 (11 of 12)	2	<p>ASCII Value Meaning</p> <p>"V2" PIN verification, Visa PVV key (maps to Key Export to TR31 rule-array keyword VISAPVV). The note for key usage "V0" also applies to this key usage.</p> <p>Security consideration:</p> <ol style="list-style-type: none"> 1. It is highly recommended that Key Export to TR31 rule-array keyword INCL-CV be used when exporting a DES key with key type PINGEN or PINVER. This ensures the original CCA attributes are restored when importing the TR-31 key block back into CCA. 2. TR-31 key blocks that are protected under legacy key block version ID "A" (Key Export to TR31 rule-array keyword VARXOR-A) use the same mode of use "N" (keyword ANY) for PINGEN and PINVER keys. For version ID "A" keys only, enabling both the PINGEN and PINVER access-control points at the same time in the active role while enabling offset X'01B0' (for mode "N") is NOT recommended. In other words, for this key usage, enabling the following four commands in the active role at the same time allows changing PINGEN keys into PINVER, and PINVER keys into PINGEN: <p>Offset Command</p> <p>X'014D' T31X Permit Version A TR-31 Key Blocks</p> <p>X'01B0' T31X Permit DES/TDES PINGEN and DES/TDES PINVER to V0/V1/V2:N</p> <p>X'0198' T31X Permit DES/TDES PINGEN: NO-SPEC/VISA-PVV to V2:N/C</p> <p>X'0197' T31X Permit DES/TDES PINVER: NO-SPEC/VISA-PVV to V2:N/V</p> <p>As defined by TR-31, numeric key block version IDs are reserved for proprietary key block definitions.</p> <p>Note: DK is an abbreviation for <i>Die Deutsch Kreditwirtschaft</i>, which is the German Banking Industry Committee (GBIC). A supported DK proprietary block always includes a 16-byte optional block that is valued to the following ASCII characters:</p> <p>"KS10DE#GBIC#OPT1"</p>

Table 329. Format and CCA supported values of the required header for a TR-31 key block (continued)

Offset (bytes)	Length (bytes)	TR-31 key block header field name
5 (12 of 12)		<p>The following proprietary key usage values are the only ones supported by CCA:</p> <p>ASCII Value Meaning</p> <p>"10" IBM proprietary key usage that indicates usage is based on the DES control vector contained in an IBM proprietary optional block with the format defined in Table 330 on page 1169 (maps to Key Export to TR31 rule-array keyword ATTR-CV).</p> <p>"10" DK proprietary key usage for key diversification key generating key (AES KDKGENKY), KDKTYPEB to "10" (Release 5.4 or later) (maps to Key Export to TR31 rule-array keyword TYPBTO10).</p> <p>"11" DK proprietary key usage for key diversification key generating key (AES KDKGENKY), KDKTYPEA to "11" (Release 5.4 or later) (maps to Key Export to TR31 rule-array keyword TYPATO11).</p> <p>"12" DK proprietary key usage for key diversified key generating key (DES DKYGENKY), DKYLO, and DMPIN (Release 5.4 or later) (maps to Key Export to TR31 rule-array keyword DMPOTO12).</p>
7	1	<p>Algorithm. The approved algorithm for which the protected key may be used.</p> <p>The following algorithm values defined by TR-31 are the only ones supported by CCA:</p> <p>ASCII Value Meaning</p> <p>"A" Advanced Encryption Standard (AES) (Release 5.4 or later) (maps to Key Export to TR31 AES key in the source key-token).</p> <p>"D" Data Encryption Algorithm (DEA) (maps to Key Export to TR31 single-length DES key in the source key-token).</p> <p>"H" (ASC X9 TR 31-2018) Hash-based message authentication code (HMAC) (specify the underlying hash algorithm in optional field with a block ID of "HM") (Release 5.6 or later) (maps to Key Export to TR31 HMAC key in the source key-token).</p> <p>"H" (ISO 20038) HMAC-SHA-1 (Release 5.6 or later) (maps to Key Export to TR31 HMAC key in the source key-token).</p> <p>"I" (ISO 20038) HMAC-SHA-2 (Release 5.6 or later) (maps to Key Export to TR31 HMAC key in the source key-token).</p> <p>"T" Triple Data Encryption Algorithm (TDEA) (maps to Key Export to TR31 double-length or, beginning with Release 5.4, triple-length Triple-DES key in the source key-token).</p>

Offset (bytes)	Length (bytes)	TR-31 key block header field name
8	1	<p>Mode of use. Defines the operation the protected key can perform.</p> <p>The following mode of use values defined by TR-31 are the only ones supported by CCA:</p> <p>ASCII Value Meaning</p> <p>"B" Both encrypt and decrypt data, wrap and unwrap keys (maps to Key Export to TR31 rule-array keyword ENCDEC).</p> <p>"C" Both generate and verify of check/PIN values (maps to Key Export to TR31 rule-array keyword GENVER).</p> <p>"D" Decrypt data, unwrap keys only (maps to Key Export to TR31 rule-array keyword DEC-ONLY).</p> <p>"E" Encrypt data, wrap keys only (maps to Key Export to TR31 rule-array keyword ENC-ONLY).</p> <p>"G" Generate of check/PIN values only (maps to Key Export to TR31 rule-array keyword GEN-ONLY).</p> <p>"N" No special restrictions (other than restrictions implied by the key usage) (maps to Key Export to TR31 rule-array keyword ANY).</p> <p>"V" Verify of check/PIN values only (maps to Key Export to TR31 rule-array keyword VER-ONLY).</p> <p>"X" Key used to derive other key(s) (maps to Key Export to TR31 rule-array keyword DERIVE).</p> <p>"1" IBM proprietary mode for keys (maps to Key Export to TR31 rule-array keyword ATTR-CV).</p>
9	2	<p>Key version number. Version number used to indicate that contents of the key block is a component, or to prevent reinjection of old keys.</p>
11	1	<p>Exportability. Defines whether the protected key may be transferred outside the cryptographic domain in which the key is found.</p> <p>The following exportability values defined by TR-31 are the only ones supported by CCA:</p> <p>ASCII Value Meaning</p> <p>"E" Extra sensitive: key exportable under a key-encrypting key meeting the requirements of X9.24 Parts 1 or 2; no ECB mode KEK allowed (maps to Key Export to TR31 rule-array keyword EXP-TRST).</p> <p>"N" Non-exportable (maps to Key Export to TR31 rule-array keyword EXP-NONE).</p> <p>"S" Sensitive: key exportable under any key-encrypting key not necessarily meeting the requirements of X9.24 Parts 1 or 2 (maps to Key Export to TR31 rule-array keyword EXP-ANY).</p>
12	2	<p>Number of optional blocks. Defines the number of optional blocks included in the key block. The minimum value is zero and the maximum is 99.</p>

Table 329. Format and CCA supported values of the required header for a TR-31 key block (continued)

Offset (bytes)	Length (bytes)	TR-31 key block header field name
14	2	Reserved for future use. Filled with ASCII zero characters.

Note: Information specific to TR-31 is taken from ASC X9 TR 31-2018: *Interoperable Secure Key Exchange Key Block Specification*.

TR-31 optional block data

A TR-31 key block can contain an optional block with IBM-defined data.

See *X9 TR-31 2010: Interoperable Secure Key Exchange Block Specification for Symmetric Algorithms* for the definition of a TR-31 key block. As defined by X9 TR-31, a TR-31 key block can contain one or more optional blocks. A TR-31 key block contains at least one optional block when byte number 12 - 13 is a value other than ASCII string "00".

The data of an IBM-defined optional block contains ASCII string *10* (X'3130') in the first two bytes, and contains ASCII string *IBMC* (X'49424D43') beginning at offset 4 of the data. CCA treats an optional block with these characteristics as a proprietary container for a CCA control vector. See [Table 330 on page 1169](#). An optional block with different characteristics is ignored by CCA.

If a TR-31 key block contains an optional block as defined by [Table 330 on page 1169](#), the data contains a copy of the 8-byte or 16-byte DES control vector that was in the CCA key-token of the key being exported. The copied control vector is in hex-ASCII format.

The control vector is only copied from the CCA key-token when the user of the Key Export to TR31 verb specifies a control vector transport control keyword (INCL - CV or ATTR - CV):

1. If the optional block contains a control vector as the result of specifying the INCL - CV keyword during export, the key usage and mode of use fields indicate the key attributes, and these attributes are verified during export to be compatible with the ones in the included control vector.
2. If the optional block contains a control vector as the result of specifying the ATTR - CV keyword during export, the key usage field (byte number 5 - 6 of the TR-31 key block) is set to the proprietary value *10* (X'3130'), and the mode of use field (byte number 8) is set to the proprietary value *1* (X'31'). These proprietary values indicate that the key attributes are specified in the included control vector.

See [Chapter 5, "TR-31 symmetric key management," on page 95](#) for additional information on how CCA uses an IBM-defined optional block in a TR-31 key block.

Table 330. IBM optional block data in a TR-31 key block

Offset (bytes)	Length (bytes)	Description
00	02	Proprietary ID of TR-31 optional block (alphanumeric-ASCII): X'3130' IBM proprietary optional block (ASCII string <i>10</i>)
02	02	Length of optional block (hex-ASCII): For TLV valued to <i>01</i> : X'3143' "1C" for 8-byte (single-length) control vector X'3243' "2C" for 16-byte (double-length) control vector
Beginning of optional block data		

Offset (bytes)	Length (bytes)	Description
04	04	Magic value (alphanumeric-ASCII): X'49424D43' A constant value ("IBMC") used to reduce ambiguity and the chance for false interpretation of the proprietary optional blocks of non-IBM vendors. An optional block that uses the same proprietary ID but does not include this magic value will be ignored.
08	02	Tag-length-value (TLV) ID (numeric-ASCII): X'3031' IBM CCA control vector (01)
10	02	Length of TLV (hex-ASCII) For TLV valued to 01: X'3134' "14" (decimal 20) TLV of 8-byte control vector X'3234' 24 (decimal 36) TLV of 16-byte control vector
12	16 or 32	Control vector (hex-ASCII)

Trusted blocks

A *key token* is a data structure that contains information about a key and usually contains a key or keys.

A trusted block is an extension of CCA key tokens using new section identifiers. Trusted blocks are an integral part of a remote key-loading process. See [“Remote key loading”](#) on page 69.

In general, a key that is available to an application program or held in key storage is multiply-enciphered by some other key. When a key is enciphered by the CCA node's master key, the key is designated an internal key and is held in an internal key-token structure. Therefore, an *internal key token* or *internal trusted block* is used to hold a key and its related information for use at a specific CCA node.

An *external key token* or *external trusted block* is used to communicate a key between nodes, or to hold a key in a form not enciphered by a CCA master key. DES keys and PKA private-keys contained in an external key-token or external trusted block are multiply-enciphered by a *transport key*. In a CCA node, a transport key is a double-length DES key encrypting key (KEK).

Trusted blocks contain various items, some of which are optional, and some of which can be present in different forms. Tokens are composed of concatenated sections that, unlike CCA PKA key tokens, occur in no prescribed order.

As with other CCA key-tokens, both internal and external forms are defined:

- An external trusted block contains a randomly generated confounder and a triple-length MAC key enciphered under a DES IMP-PKA transport key. The MAC key is used to calculate an ISO 16609 CBC mode TDES MAC of the trusted block contents. An external trusted block is created by the Trusted Block Create verb. This verb can:
 1. Create an inactive external trusted block
 2. Change an external trusted block from inactive to active
- An internal trusted block contains a confounder and triple-length MAC key enciphered under a variant of the PKA master key. The MAC key is used to calculate a TDES MAC of the trusted block contents. A PKA master-key verification pattern is also included to enable determination that the proper master key is

available to process the key. The Remote Key Export verb only operates on trusted blocks that are internal. An internal trusted block must be imported from an external trusted block that is active using the PKA Key Import verb.

Note: Trusted blocks do not contain a private key section.

Trusted block organization

A trusted block is a concatenation of a header followed by an unordered set of sections.

Some elements are required, while others are optional. The data structures of these sections are summarized in [Table 331 on page 1171](#).

Table 331. Trusted block sections and their use

Section	Reference	Usage
Header	Table 332 on page 1173	Trusted block token header
X'11'	Table 333 on page 1173	Trusted block public key
X'12'	Table 334 on page 1174	Trusted block rule
X'13'	Table 341 on page 1182	Trusted block name (key label)
X'14'	Table 342 on page 1183	Trusted block information
X'15'	Table 346 on page 1185	Trusted block application-defined data

Every trusted block starts with a token header. The first byte of the token header determines the key form:

- An external header (first byte X'1E'), created by the Trusted Block Create verb
- An internal header (first byte X'1F'), imported from an active external trusted block by the PKA Key Import verb

Following the token header of a trusted block is an unordered set of sections. A trusted block is formed by concatenating these sections to a trusted block header:

- An optional public-key section (trusted block section identifier X'11')

The trusted block trusted RSA public key section includes the key itself in addition to a key-usage flag. No multiple sections are allowed.

- An optional rule section (trusted block section identifier X'12')

A trusted block can have zero or more rule sections.

1. A trusted block with no rule sections can be used by the PKA Key Token Change and PKA Key Import verbs. A trusted block with no rule sections can also be used by the Digital Signature Verify verb, provided there is an RSA public key section that has its key-usage flag bits set to allow digital signature operations.
 2. At least one rule section is required when the Remote Key Export verb is used to:
 - Generate an RKX key-token
 - Export an RKX key-token
 - Export a CCA DES key-token
 - Encrypt the clear generated or exported key using the provided vendor certificate
 3. If a trusted block has multiple rule sections, each rule section must have a unique 8-character Rule ID.
- An optional name (key label) section (trusted block section identifier X'13')

The trusted block name section provides a 64-byte variable to identify the trusted block, just as key labels are used to identify other CCA keys. This name, or label, enables a host access-control system

Key token formats

such as RACF® to use the name to verify that the application has authority to use the trusted block. No multiple sections are allowed.

- A required information section (trusted block section identifier X'14')

The trusted block information section contains control and security information related to the trusted block. The information section is required while the others are optional. This section contains the cryptographic information that guarantees its integrity and binds it to the local system. No multiple sections are allowed.

- An optional application-defined data section (trusted block section identifier X'15')

The trusted block application-defined data section can be used to include application-defined data in the trusted block. The purpose of the data in this section is defined by the application. CCA does not examine or use this data in any way. No multiple sections are allowed.

Trusted block integrity

An enciphered confounder and triple-length MAC key contained within the required information section of the trusted block is used to protect the integrity of the trusted block.

The randomly generated MAC key is used to calculate an ISO 16609 CBC mode TDES MAC of the trusted block contents. Together, the MAC key and MAC value provide a way to verify that the trusted block originated from an authorized source, and binds it to the local system.

An external trusted block has its MAC key enciphered under an IMP-PKA key-encrypting key. An internal trusted block has its MAC key enciphered under a variant of the PKA master key, and the master-key verification pattern is stored in the information section.

Number representation in trusted blocks

The number format in trusted blocks.

- All length fields are in binary.
- All binary fields (exponents, lengths, and so forth) are stored with the high-order byte first (big-endian format). Thus the least significant bits are to the right and preceded with zero-bits to the width of a field.
- In variable-length binary fields, that have an associated field-length value, leading bytes that would otherwise contain X'00' can be dropped. Thus, these fields can be shortened to contain only the significant bits.

Trusted block sections

At the beginning of every trusted block is a trusted block header.

The header contains the following information:

- A token identifier, which specifies if the token contains an external or internal key-token
- A token version number to allow for future changes
- A length in bytes of the trusted block, including the length of the header

The trusted block header is defined in [Table 332 on page 1173](#).

Offset (bytes)	Length (bytes)	Description
000	001	Token identifier (a flag that indicates token type) Value Description X'1E' External trusted block token X'1F' Internal trusted block token
001	001	Token version number (X'00').
002	002	Length of the key-token structure in bytes.
004	004	Reserved, binary zero.

Following the header, in no particular order, are trusted block sections. There are five different sections defined, each identified by a one-byte section identifier (X'11' - X'15'). Two of the five sections have subsections defined. A subsection is a tag-length-value (TLV) object, identified by a two-byte subsection tag.

Only sections X'12' and X'14' have subsections defined; the other sections do not. A section and its subsections, if any, are one contiguous unit of data. The subsections are concatenated to the related section, but are otherwise in no particular order.

Section X'12' has five subsections defined (X'0001' - X'0005'). Section X'14' has two subsections, (X'0001' and X'0002'). Of all the subsections, only subsection X'0001' of section X'14' is required. Section X'14' is also required.

The trusted block sections and subsections are described in detail in the following topics.

Trusted block section X'11'

Trusted block section X'11' contains the trusted RSA public key in addition to a key-usage flag indicating whether the public key is usable in key-management operations, digital signature operations, or both.

Section X'11' is optional. No multiple sections are allowed. It has no subsections defined.

Offset (bytes)	Length (bytes)	Description
000	001	Section identifier: X'11' Trusted block trusted RSA public key
001	001	Section version number (X'00').
002	002	Section length (16 + xxx + yyy).
004	002	Reserved, must be binary zero.
006	002	RSA public key exponent field length in bytes, xxx.
008	002	RSA public key modulus length in bits.
010	002	RSA publickey modulus field length in bytes, yyy.

Offset (bytes)	Length (bytes)	Description
012	xxx	Public key exponent, e (this field length is typically 1, 3, or 64 - 512 bytes). e must be odd and $1 \leq e < n$. (e is frequently valued to 3 or $2^{16}+1$ (=65537), otherwise e is of the same order of magnitude as the modulus).
012 + xxx	yyy	RSA public key modulus, n . $n=pq$, where p and q are prime and $2^{512} \leq n < 2^{4096}$. The field length is 64 - 512 bytes.
012 + xxx + yyy	004	Flags: Value Description X'00000000' Trusted block public key can be used in digital signature operations only X'80000000' Trusted block public key can be used in both digital signature and key management operations X'C0000000' Trusted block public key can be used in key management operations only

Trusted block section X'12'

Trusted block section X'12' contains information that defines a rule.

TA trusted block can have zero or more rule sections.

1. A trusted block with no rule sections can be used by the PKA Key Token Change and PKA Key Import verbs. A trusted block with no rule sections can be used by the Digital Signature Verify verb, provided there is an RSA public key section that has its key-usage flag set to allow digital signature operations.
2. At least one rule section is required when the Remote Key Export verb is used to:
 - Generate an RKX key-token
 - Export an RKX key-token
 - Export a CCA DES key-token
 - Generate or export a key encrypted by a public key. The public key is contained in a vendor certificate and is the root certification key for the ATM vendor. It is used to verify the digital signature on public-key certificates for specific individual ATMs.
3. If a trusted block has multiple rule sections, each rule section must have a unique 8-character Rule ID.

Section X'12' is the only section that can have multiple sections. Section X'12' is optional.

Note: The overall length of the trusted block cannot exceed its maximum size of 3500 bytes.

Five subsections (TLV objects) are defined.

Offset (bytes)	Length (bytes)	Description
000	001	Section identifier: X'12' Trusted block rule
001	001	Section version number (X'00').
002	002	Section length in bytes (20 + yyy).

Table 334. Trusted block rule section (X'12') (continued)		
Offset (bytes)	Length (bytes)	Description
004	008	<p>Rule ID (in ASCII).</p> <p>An 8-byte character string that uniquely identifies the rule within the trusted block.</p> <p>Valid ASCII characters are: A - Z, a - z, 0 - 9, - (hyphen), and _ (underscore), left-aligned and padded on the right with space characters.</p>
012	004	<p>Flags (undefined flag bits are reserved and must be zero).</p> <p>Value</p> <p>Description</p> <p>X'00000000' Generate new key</p> <p>X'00000001' Export existing key</p>
016	001	<p>Generated key length.</p> <p>Length in bytes of key to be generated when flags value (offset 012) is set to generate a new key; otherwise ignore this value. Valid values are 8, 16, or 24; return an error if not valid.</p>
017	001	<p>Key-check algorithm identifier (all others are reserved and must not be used):</p> <p>Value</p> <p>Description</p> <p>X'00' Do not compute key-check value. Set the <code>key_check_value_length</code> variable to zero.</p> <p>X'01' Encrypt an 8-byte block of binary zeros with the key. See “Encrypt zeros DES-key verification algorithm” on page 1235.</p> <p>X'02' Compute the MDC-2 hash of the key. See “Modification Detection Code calculation” on page 1236.</p>
018	001	<p>Symmetric encrypted output key format flag (all other values are reserved and must not be used).</p> <p>Return the indicated symmetric key-token using the <code>sym_encrypted_key_identifier</code> parameter.</p> <p>Value</p> <p>Description</p> <p>X'00' Return an RKX key-token encrypted under a variant of the MAC key.</p> <p>Note: This key format is permitted when the flags value (offset 012) is set to either:</p> <ol style="list-style-type: none"> 1. Generate a new key 2. Export an existing key <p>X'01' Return a CCA DES key-token encrypted under a transport key.</p> <p>Note: This key format is not permitted if the flags value (offset 012) is set to generate a new key; it is only permitted when exporting an existing key.</p>

Offset (bytes)	Length (bytes)	Description
019	001	<p>Asymmetric encrypted output key format flag (all other values are reserved and must not be used).</p> <p>Return the indicated asymmetric key-token in the <i>asym_encrypted_key</i> variable.</p> <p>Value Description</p> <p>X'00' Do not return an asymmetric key. Set the <i>asym_encrypted_key_length</i> variable to zero.</p> <p>X'01' Output in PKCS-1.2 format.</p> <p>X'02' Output in RSA-OAEP format.</p> <p>X'04' Output in RSA-OAEP format (RSA PKCS #1 v2.0) using SHA-256.</p>
020	yyy	Rule section subsections (tag-length-value objects). A series of zero - five objects in TLV format.

Trusted block section X'12' subsections

Section X'12' has five rule subsections (tag-length-value objects) defined.

These subsections are summarized in [Table 335 on page 1176](#).

Rule subsection tag	TLV object	Optional or required	Comments
X'0001'	Transport key variant	Optional	Contains variant to be XORed into the cleartext transport key.
X'0002'	Transport key rule reference	Optional; required to use an RKX key-token as a transport key	Contains the rule ID for the rule that must have been used to create the transport key.
X'0003'	Common export key parameters	Optional for key generation; required for key export of an existing key	Contains the export key and source key minimum and maximum lengths, an output key variant length and variant, a CV length, and a CV to be XORed with the cleartext transport key to control usage of the key.
X'0004'	Source key reference	Optional; required if the source key is an RKX key-token	<p>Contains the rule ID for the rule used to create the source key.</p> <p>Note: Include all rules that will ever be needed when a trusted block is created. A rule cannot be added to a trusted block after it has been created.</p>

Rule subsection tag	TLV object	Optional or required	Comments
X'0005'	Export key CCA token parameters	Optional; used for export of CCA DES key tokens only	Contains mask length, mask, and CV template to limit the usage of the exported key. Also contains the template length and template that defines which source key labels are allowed. The key type of a source key input parameter can be "filtered" by using the export key CV limit mask (offset 005) and limit template (offset 005 + yyy) in this subsection.

Note: See “Number representation in trusted blocks” on page 1172.

Trusted block section X'12' subsection X'0001'

Subsection X'0001' of the trusted block rule section (X'12') is the transport key variant TLV object. This subsection is optional. It contains a variant to be XORed into the cleartext transport key.

This subsection is defined in [Table 336 on page 1177](#).

Offset (bytes)	Length (bytes)	Description
000	002	Subsection tag: X'0001' Transport key variant TLV object
002	002	Subsection length in bytes (8 + <i>nnn</i>).
004	001	Subsection version number (X'00').
005	002	Reserved, must be binary zero.
007	001	Length of variant field in bytes (<i>nnn</i>). This length must be greater than or equal to the length of the transport key that is identified by the <i>transport_key_identifier</i> parameter. If the variant is longer than the key, truncate it on the right to the length of the key prior to use.
008	<i>nnn</i>	Transport key variant. XOR this variant into the cleartext transport key, provided: (1) the length of the variant field value (offset 007) is not zero, and (2) the symmetric encrypted output key format flag (offset 018 in section X'12') is X'01'. Note: A transport key is not used when the symmetric encrypted output key is in RKX key-token format.

Note: See “Number representation in trusted blocks” on page 1172.

Trusted block section X'12' subsection X'0002'

Subsection X'0002' of the trusted block rule section (X'12') is the transport key rule reference TLV object. This subsection is optional. It contains the rule ID for the rule that must have been used to create the transport key. This subsection must be present to use an RKX key-token as a transport key.

This subsection is defined in [Table 337 on page 1178](#).

Offset (bytes)	Length (bytes)	Description
000	002	Subsection tag: X'0002' Transport key rule reference TLV object
002	002	Subsection length in bytes (14).
004	001	Subsection version number (X'00').
005	001	Reserved, must be binary zero.
006	008	Rule ID. Contains the rule identifier for the rule that must have been used to create the RKX key-token used as the transport key. The Rule ID is an 8-byte string of ASCII characters, left-aligned and padded on the right with space characters. Acceptable characters are A - Z, a - z, 0 - 9, - (X'2D'), and _ (X'5F'). All other characters are reserved for future use.

Note: See “Number representation in trusted blocks” on page 1172.

Trusted block section X'12' subsection X'0003'

Subsection X'0003' of the trusted block rule section X'12' is the common export key parameters TLV object. This subsection is optional, but is required for the key export of an existing source key (identified by the *source_key_identifier* parameter) in either RKX key-token format or CCA DES key-token format. For new key generation, this subsection applies the output key variant to the cleartext generated key, if such an option is desired. It contains the input source key and output export key minimum and maximum lengths, an output key variant length and variant, a CV length, and a CV to be XORed with the cleartext transport key.

This subsection is defined in [Table 338 on page 1178](#).

Offset (bytes)	Length (bytes)	Description
000	002	Subsection tag: X'0003' Common export key parameters TLV object
002	002	Subsection length in bytes (12 + xxx + yyy).
004	001	Subsection version number (X'00').
005	002	Reserved, must be binary zero.
007	001	Flags (must be set to binary zero).
008	001	Export key minimum length in bytes. Length must be 0, 8, 16, or 24. Also applies to the source key. Not applicable for key generation.
009	001	Export key maximum length in bytes (yyy). Length must be 0, 8, 16, or 24. Also applies to the source key. Not applicable for key generation.

Table 338. Common export key parameters subsection (X'0003') of trusted block rule section (X'12') (continued)		
Offset (bytes)	Length (bytes)	Description
010	001	<p>Output key variant length in bytes (xxx).</p> <p>Valid values are 0 or 8 - 255. If greater than 0, the length must be at least as long as the longest key ever to be exported using this rule. If the variant is longer than the key, truncate it on the right to the length of the key prior to use.</p> <p>Note: The output key variant (offset 011) is not used if this length is zero.</p>
011	xxx	<p>Output key variant.</p> <p>The variant can be any value. XOR this variant into the cleartext value of the output key.</p>
011 + xxx	001	<p>CV length in bytes (yyy).</p> <ul style="list-style-type: none"> • If the length is not 0, 8, or 16, return an error. • If the length is 0, and if the source key is a CCA DES key-token, preserve the CV in the symmetric encrypted output if the output is to be in the form of a CCA DES key-token. • If a nonzero length is less than the length of the key identified by the <i>source_key_identifier</i> parameter, return an error. • If the length is 16, and if the CV (offset 012 + xxx) is valued to 16 bytes of X'00' (ignoring the key-part bit), then: <ol style="list-style-type: none"> 1. Ignore all CV bit definitions 2. If CCA DES key-token format, set the flag byte of the symmetric encrypted output key to indicate a CV value is present. 3. If the source key is eight bytes in length, do not replicate the key to 16 bytes
012 + xxx	yyy	<p>CV. (See “Control vector table” on page 1191.)</p> <p>Place this CV into the output exported key-token, provided that the symmetric encrypted output key format selected (offset 018 in rule section) is CCA DES key-token.</p> <ul style="list-style-type: none"> • If the symmetric encrypted output key format flag (offset 018 in section X'12') indicates return an RKX key-token (X'00'), then ignore this CV. Otherwise, XOR this CV into the cleartext transport key. • XOR the CV of the source key into the cleartext transport key if the CV length (offset 011 + xxx) is set to 0. If a transport key to encrypt a source key has equal left and right key halves, return an error. Replicate the key halves of the key identified by the <i>source_key_identifier</i> parameter whenever all of these conditions are met: <ol style="list-style-type: none"> 1. The Key Generate - SINGLE-R command (offset X'00DB') is enabled in the active role 2. The CV length (offset 011 + xxx) is 16, and both CV halves are nonzero 3. The <i>source_key_identifier</i> parameter (contained in either a CCA DES key-token or RKX key-token) identifies an 8-byte key 4. The key-form bits (40 - 42) of this CV do not indicate a single-length key (are not set to zero) 5. Key-form bit 40 of this CV does not indicate the key is to have guaranteed unique halves (is not set to B'1'). See “Key form bits, 'fff' and 'FFF'” on page 1200. <p>Note: A transport key is not used when the symmetric encrypted output key is in RKX key-token format.</p>

Note: See “Number representation in trusted blocks” on page 1172.

Trusted block section X'12' subsection X'0004'

Subsection X'0004' of the trusted block rule section (X'12') is the source key rule reference TLV object. This subsection is optional, but is required if using an RKX key-token as a source key (identified by *source_key_identifier* parameter). It contains the rule ID for the rule used to create the export key. If this subsection is not present, an RKX key-token format source key will not be accepted for use.

This subsection is defined in [Table 339 on page 1180](#).

<i>Table 339. Source key rule reference subsection (X'0004') of trusted block rule section (X'12')</i>		
Offset (bytes)	Length (bytes)	Description
000	002	Subsection tag: X'0004' Source key rule reference TLV object
002	002	Subsection length in bytes (14).
004	001	Subsection version number (X'00').
005	001	Reserved, must be binary zero.
006	008	Rule ID. Rule identifier for the rule that must have been used to create the source key. The Rule ID is an 8-byte string of ASCII characters, left-aligned and padded on the right with space characters. Acceptable characters are A - Z, a - z, 0 - 9, - (X'2D'), and _ (X'5F'). All other characters are reserved for future use.

Note: See “Number representation in trusted blocks” on page 1172.

Trusted block section X'12' subsection X'0005'

Subsection X'0005' of the trusted block rule section (X'12') is the export key CCA token parameters TLV object. This subsection is optional. It contains a mask length, mask, and template for the export key CV limit. It also contains the template length and template for the source key label. When using a CCA DES key-token as a source key input parameter, its key type can be "filtered" by using the export key CV limit mask (offset 005) and limit template (offset 005+yyy) in this subsection.

This subsection is defined in [Table 340 on page 1180](#).

<i>Table 340. Export key CCA token parameters subsection (X'0005') of trusted block rule section (X'12')</i>		
Offset (bytes)	Length (bytes)	Description
000	002	Subsection tag: X'0005' Export key CCA token parameters TLV object
002	002	Subsection length in bytes (8 + yyy + yyy + zzz).
004	001	Subsection version number (X'00').
005	002	Reserved, must be binary zero.
007	001	Flags (must be set to binary zero).

Table 340. Export key CCA token parameters subsection (X'0005') of trusted block rule section (X'12') (continued)		
Offset (bytes)	Length (bytes)	Description
008	001	<p>Export key CV limit mask length in bytes (yyy).</p> <p>Do not use CV limits if this CV limit mask length (yyy) is zero. Use CV limits if yyy is nonzero, in which case yyy:</p> <ul style="list-style-type: none"> • Must be 8 or 16 • Must not be less than the export key minimum length (offset 008 in subsection X'0003') • Must be equal in length to the actual source key length of the key <p>Example: An export key minimum length of 16 and an export key CV limit mask length of 8 returns an error.</p>
009	yyy	<p>Export key CV limit mask (does not exist if yyy=0).</p> <p>See “DES control-vector-base bit maps” on page 1194</p> <p>Indicates which CV bits to check against the source key CV limit template (offset 009 + yyy).</p> <p>Examples: A mask of X'FF' means check all bits in a byte. A mask of X'FE' ignores the parity bit in a byte.</p>
009 + yyy	yyy	<p>Export key CV limit template (does not exist if yyy = 0).</p> <p>Specifies the required values for those CV bits that are checked based on the export key CV limit mask (offset 009). (See “DES control-vector-base bit maps” on page 1194.)</p> <p>The export key CV limit mask and template have the same length, yyy. This is because these two variables work together to restrict the acceptable CVs for CCA DES key tokens to be exported. The checks work as follows:</p> <ol style="list-style-type: none"> 1. If the length of the key to be exported is less than yyy, return an error 2. Logical AND the CV for the key to be exported with the export key CV limit mask 3. Compare the result to the export key CV limit template 4. Return an error if the comparison is not equal <p>Examples: An export key CV limit mask of X'FF' for CV byte 1 (key type) along with an export key CV limit template of X'3F' (key type CVARENC) for byte 1 filters out all key types except CVARENC keys.</p> <p>Note: Using the mask and template to permit multiple key types is possible, but cannot consistently be achieved with one rule section. For example, setting bit 10 to B'1' in the mask and the template permits PIN processing keys and cryptographic variable encrypting keys, and only those keys. However, a mask to permit PIN-processing keys and key-encrypting keys, and only those keys, is not possible. In this case, multiple rule sections are required, one to permit PIN-processing keys and the other to permit key-encrypting keys.</p>
009 + yyy + yyy	001	<p>Source key label template length in bytes (zzz).</p> <p>Valid values are 0 and 64. Return an error if the length is 64 and a source key label is not provided.</p>

Table 340. Export key CCA token parameters subsection (X'0005') of trusted block rule section (X'12') (continued)		
Offset (bytes)	Length (bytes)	Description
010 + yyy + yyy	zzz	<p>Source key label template (does not exist if zzz = 0).</p> <p>If a key label is identified by the <i>source_key_identifier</i> parameter, verify that the key label name matches this template. If the comparison fails, return an error. The source key label template must conform to the following rules:</p> <ul style="list-style-type: none"> • The key label template must be 64 bytes in length • The first character cannot be in the range X'00' - X'1F', nor can it be X'FF' • The first character cannot be numeric (X'30' - X'39') • A key label name is terminated by a space character (X'20') on the right and must be padded on the right with space characters • The only special characters permitted are #, \$, @, and * (X'23', X'24', X'40', and X'2A') • The wildcard X'2A' (*) is permitted only as the first character, the last character, or the only character in the template • Only alphanumeric characters (a - z, A - Z, 0 - 9), the four special characters (X'23', X'24', X'40', and X'2A'), and the space character (X'20') are allowed

Note: See “Number representation in trusted blocks” on page 1172.

Trusted block section X'13'

Trusted block section X'13' contains the name (key label).

The trusted block name section provides a 64-byte variable to identify the trusted block, just as key labels are used to identify other CCA keys. This name, or label, enables a host access-control system such as RACF to use the name to verify that the application has authority to use the trusted block.

Section X'13' is optional. No multiple sections are allowed. It has no subsections defined.

Table 341. Trusted block key label (name) section X'13'		
Offset (bytes)	Length (bytes)	Description
000	001	Section identifier: X'13' Trusted block name (key label)
001	001	Section version number (X'00').
002	002	Section length in bytes (68).
004	064	Name (key label).

Trusted block section X'14'

Trusted block section X'14' contains control and security information related to the trusted block.

This information section is separate from the public key and other sections because this section is required while the others are optional. This section contains the cryptographic information that guarantees its integrity and binds it to the local system.

Section X'14' is required. No multiple sections are allowed. Two subsections are defined.

Offset (bytes)	Length (bytes)	Description
000	001	Section identifier: X'14' Trusted block information
001	001	Section version number (X'00').
002	002	Section length in bytes (10+xxx).
004	002	Reserved, binary zero.
006	004	Flags: Value Description X'00000000' Trusted block is in the inactive state X'00000001' Trusted block is in the active state
010	xxx	Information section subsections (tag-length-value objects). One or two objects in TLV format.

Trusted block section X'14' subsections

Section X'14' has two information subsections (tag-length-value objects) defined.

These subsections are summarized in [Table 343 on page 1183](#). See also “Number representation in trusted blocks” on page 1172.

Rule subsection tag	TLV object	Optional or required	Comments
X'0001'	Protection information	Required	Contains the encrypted 8-byte confounder and triple-length (24-byte) MAC key, the ISO-16609 TDES CBC MAC value, and the MKVP of the PKA master key (computed using MDC4).
X'0002'	Activation and expiration dates	Optional	Contains flags indicating whether or not the coprocessor is to validate dates, and contains the activation and expiration dates that are considered valid for the trusted block.

Trusted block section X'14' subsection X'0001'

Subsection X'0001' of the trusted block information section (X'14') is the protection information TLV object. This subsection is required. It contains the encrypted 8-byte confounder and triple-length (24-byte) MAC key, the ISO-16609 TDES CBC MAC value, and the MKVP of the PKA master key (computed using MDC4).

This subsection is defined in [Table 344 on page 1184](#).

Offset (bytes)	Length (bytes)	Description
000	002	Subsection tag: X'0001' Trusted block information TLV object
002	002	Subsection length in bytes (62).
004	001	Subsection version number (X'00').
005	001	Reserved, must be binary zero.
006	032	Encrypted MAC key. Contains the encrypted 8-byte confounder and triple-length (24-byte) MAC key in the following format: Offset Description 00 - 07 Confounder 08 - 15 Left key 16 - 23 Middle key 24 - 31 Right key
038	008	MAC. Contains the ISO-16609 TDES CBC Message Authentication Code value.
046	016	MKVP. Contains the PKA master-key verification pattern, computed using MDC4, when the trusted block is in internal form, otherwise contains binary zero.

Trusted block section X'14' subsection X'0002'

Subsection X'0002' of the trusted block information section (X'14') is the activation and expiration dates TLV object. This subsection is optional. It contains flags indicating whether or not the coprocessor is to validate dates, and contains the activation and expiration dates that are considered valid for the trusted block.

This subsection is defined in [Table 345 on page 1184](#).

Offset (bytes)	Length (bytes)	Description
000	002	Subsection tag: X'0002' Activation and expiration dates TLV object
002	002	Subsection length in bytes (16).
004	001	Subsection version number (X'00').

Table 345. Activation and expiration dates subsection (X'0002') of trusted block information section (X'14') (continued)

Offset (bytes)	Length (bytes)	Description
005	001	Reserved, must be binary zero.
006	002	Flags: Value Description X'0000' The coprocessor does not check dates. X'0001' The coprocessor checks dates. Compare the activation date (offset 008) and the expiration date (offset 012) to the coprocessor's internal real-time clock. Return an error if the coprocessor date is before the activation date or after the expiration date.
008	004	Activation date. Contains the first date that the trusted block can be used for generating or exporting keys. Format of the date is YYMMDD, where: YY Big-endian year (return an error if greater than 9999) MM Month (return an error if any value other than X'01' - X'0C') DD Day of month (return an error if any value other than X'01' - X'1F'. Day must be valid for given month and year, including leap years). Return an error if the activation date is after the expiration date or is not valid.
012	004	Expiration date. Contains the last date that the trusted block can be used. Same format as activation date (offset 008). Return an error if date is not valid.

Trusted block section X'15'

Trusted block section X'15' contains application-defined data.

The trusted block application-defined data section can be used to include application-defined data in the trusted block. The purpose of the data in this section is defined by the application; it is neither examined nor used by CCA in any way.

Section X'15' is optional. No multiple sections are allowed. It has no subsections defined.

Table 346. Trusted block application-defined data section (X'15')

Offset (bytes)	Length (bytes)	Description
000	001	Section identifier: X'15' Application-defined data
001	001	Section version number (X'00').

Table 346. Trusted block application-defined data section (X'15') (continued)

Offset (bytes)	Length (bytes)	Description
002	002	Section length (6 + xxx)
004	002	Application data length The value of xxx must be between 0 and N, where N does not cause the overall length of the trusted block to exceed its maximum size of 3500 bytes.
006	xxx	Application-defined data Could be used to hold a public-key certificate for the trusted public key.

Chapter 21. Key forms and types used in the Key Generate verb

The Key Generate verb is the most complex of all the CCA verbs. You can generate different key forms and key types with the Key Generate verb.

Generating an operational key

There are different methods that you can use to generate an operational key.

Choose one of the following methods:

- For **operational keys**, call the Key Generate (CSNBKGN) verb. [Table 65 on page 256](#) and [Table 66 on page 256](#) show the key type and key form combinations for a single key and for a key pair.
- For **data-encrypting keys**, call the Random Number Generate (CSNBRNG) verb and specify the *form* parameter as ODD. Then pass the generated value to the Clear Key Import (CSNBCKI) verb or the Multiple Clear Key Import (CSNBCKM) verb. The DATA key type is now in operational form.

You cannot generate a PIN verification (PINVER) key in operational form because the originator of the PIN generation (PINGEN) key generates the PINVER key in exportable form, which is sent to you to be imported.

Generating an importable key

To generate an importable key form, call the Key Generate (CSNBKGN) verb.

If you want a DATA, MAC, PINGEN, DATAM, or DATAC key type in importable form, obtain it directly by generating a single key. If you want any other key type in importable form, request a key pair where either the first or second key type is importable (IM). Discard the generated key form that you do not need.

Generating an exportable key

To generate an exportable key form, call the Key Generate (CSNBKGN) verb.

If you want a DATA, MAC, PINGEN, DATAM, or DATAC key type in exportable form, obtain it directly by generating a single key. If you want any other key type in exportable form, request a key pair where either the first or second key type is exportable (EX). Discard the generated key form that you do not need.

Examples of single-length keys in one form only

An example of single-length keys.

Key Form	Key 1	
OP	DATA	Encipher or Decipher data. Use Data Key Export or Key Export to send encrypted key to another cryptographic partner. Then communicate the ciphertext.
OP	MAC	MAC Generate. Because no MACVER key exists, there is no secure communication of the MAC with another cryptographic partner.
IM	DATA	Key Import, and then Encipher or Decipher. Then Key Export to communicate ciphertext and key with another cryptographic partner.
EX	DATA	You can send this key to a cryptographic partner, but you can do nothing with it directly. Use it for the key distribution service. The partner could then use Key Import to get it in operational form, and use it as in OP DATA above.

Examples of OPIM single-length, double-length, and triple-length keys in two forms

The first two letters of the key form indicate the form that key type 1 parameter is in, and the second two letters indicate the form that key type 2 parameter is in.

Key Form	Type 1	Type 2	
OPIM	DATA	DATA	Use the OP form in Encipher. Use Key Export with the OP form to communicate ciphertext and key with another cryptographic partner. Use Key Import at a later time to use Encipher or Decipher with the same key again.
OPIM	MAC	MAC	Single-length MAC Generate key. Use the OP form in MAC Generate. You have no corresponding verb MACVER key, but you can call the MAC Verify verb with the MAC key directly. Use the Key Import verb and then compute the MAC again using the MAC Verify verb, which compares the MAC it generates with the MAC supplied with the message and issues a return code indicating whether they compare.

Examples of OPEX single-length, double-length, and triple-length keys in two forms

Examples of OPEX single-length, double-length, and triple-length keys in two forms.

Key Form	Type 1	Type 2	
OPEX	DATA	DATA	Use the OP form in Encipher. Send the EX form and the ciphertext to another cryptographic partner.
OPEX	MAC	MAC	Single-length MAC generation key. Use the OP form in both MAC Generate and MAC Verify. Send the EX form to a cryptographic partner to be used in the MAC Generate or MAC Verify verbs.
OPEX	MAC	MACVER	Single-length MAC generation and MAC verification keys. Use the OP form in MAC Generate. Send the EX form to a cryptographic partner where it will be put into Key Import, and then MAC Verify, with the message and MAC that you have also transmitted.
OPEX	PINGEN	PINVER	Use the OP form in Clear PIN Generate. Send the EX form to a cryptographic partner where it is put into Key Import, and then Encrypted PIN Verify, along with an IPINENC key.
OPEX	IMPORTER	EXPORTER	Use the OP form in Key Import or Key Generate. Send the EX form to a cryptographic partner where it is used in Key Export, Data Key Export, or Key Generate, or put in the CCA key storage file.
OPEX	EXPORTER	IMPORTER	Use the OP form in Key Export, Data Key Export, or Key Generate. Send the EX form to a cryptographic partner where it is put into the CCA Key storage file or used in Key Import or Key Generate.

When you and your partner have the OPEX IMPORTER EXPORTER, OPEX EXPORTER IMPORTER pairs of keys in [“Examples of OPEX single-length, double-length, and triple-length keys in two forms”](#) on page 1188 installed, you can start key and data exchange.

Examples of IMEX single-length and double-length keys in two forms

Examples of IMEX single-length and double-length keys in two forms.

Key	Type	Type
-----	------	------

Form	1	2	
IMEX	DATA	DATA	Use the Key Import verb to import IM form and use the OP form in Encipher. Send the EX form to a cryptographic partner.
IMEX	MAC	MACVER	Use the Key Import verb to import the IM form and use the OP form in MAC Generate. Send the EX form to a cryptographic partner who can verify the MAC.
IMEX	IMPORTER	EXPORTER	Use the Key Import verb to import the IM form and send the EX form to a cryptographic partner. This establishes a new IMPORTER/EXPORTER key between you and your partner.
IMEX	PINGEN	PINVER	Use the Key Import verb to import the IM form and send the EX form to a cryptographic partner. This establishes a new PINGEN/PINVER key between you and your partner.

Examples of EXEX single-length and double-length keys in two forms

Examples of IMEX single-length and double-length keys in two forms.

For the keys shown in the following list, you are providing key distribution services for other nodes in your network, or other cryptographic partners. Neither key type can be used in your installation.

Key Form	Type 1	Type 2	
EXEX	DATA	DATA	Send the first EX form to a cryptographic partner with the corresponding IMPORTER and send the second EX form to another cryptographic partner with the corresponding IMPORTER. This exchange establishes a key between two partners.
EXEX	MAC	MACVER	
EXEX	IMPORTER	EXPORTER	
EXEC	OPINENC	IPINENC	

Chapter 22. Control vectors and changing control vectors with the Control Vector Translate verb

A control vector table shows the default value of the control vector associated with each type of key.

This information unit also describes how to change control vectors with the Control Vector Translate verb.

Control vector table

The control vector values that CCA uses to XOR key halves depend on the type of key.

The master key enciphers all keys operational on your system. A transport key enciphers keys distributed off your system. Before a master key or transport key enciphers a key, CCA XORs both halves of the master key or transport key with a control vector. The same control vector is XORed to the left and right half of a master key or transport key.

Also, if you are entering a key part, CCA XORs each half of the key part with a control vector before placing the key part into the key storage file.

Each type of CCA key (except the master key) has either one or two unique control vectors associated with it. The master key or transport key CCA XORs with the control vector depending on the type of key the master key or transport key is enciphering. For double-length keys, a unique control vector exists for each half of a specific key type. For example, there is a control vector for the left half of an input PIN-encrypting key, and a control vector for the right half of an input PIN-encrypting key.

If you are entering a cleartext key part, CC XORs the key part with the unique control vector(s) associated with the key type. CCA also enciphers the key part with two master key variants for a key part. One master key variant enciphers the left half of the key part and another master key variant enciphers the right half of the key part. CCA creates the master key variants for a key part by XORing the master key with the control vectors for key parts. These procedures protect key separation.

Table 347 on page 1191 displays the default value of the control vector associated with each type of key. Some key types do not have a default control vector. For keys that are double-length, CCA enciphers using a unique control vector on each half.

Key Type	Control Vector Value (Hex) Value for Single-length Key or Left Half of Double-length Key	Control Vector Value (Hex) Value for Right Half of Double- length Key
AES	00 00 00 00 00 00 00 00	00 00 00 00 00 00 00 00
AESTOKEN	00 00 00 00 00 00 00 00	00 00 00 00 00 00 00 00
CIPHERXI	00 0C 50 00 03 C0 00 00	00 0C 50 00 03 A0 00 00
CIPHERXO	00 0C 60 00 03 C0 00 00	00 0C 60 00 03 A0 00 00
CIPHERXL	00 0C 71 00 03 C0 00 00	00 0C 71 00 03 A0 00 00
CIPHER	00 03 71 00 03 00 00 00	
CIPHER (double length)	00 03 71 00 03 41 00 00	00 03 71 00 03 21 00 00
CVARDEC	00 3F 42 00 03 00 00 00	
CVARENC	00 3F 48 00 03 00 00 00	
CVARPINE	00 3F 41 00 03 00 00 00	
CVARXCVL	00 3F 44 00 03 00 00 00	

Table 347. Default control vector values (continued)

Key Type	Control Vector Value (Hex) Value for Single-length Key or Left Half of Double-length Key	Control Vector Value (Hex) Value for Right Half of Double- length Key
CVARXCVR	00 3F 47 00 03 00 00 00	
DATA (external)	00 00 00 00 00 00 00 00	00 00 00 00 00 00 00 00
DATA (internal)	00 00 7D 00 03 41 00 00	00 00 7D 00 03 21 00 00
DATA	00 00 00 00 00 00 00 00	
DATA C	00 00 71 00 03 41 00 00	00 00 71 00 03 21 00 00
DATAM generation key (external)	00 00 4D 00 03 41 00 00	00 00 4D 00 03 21 00 00
DATAM key (internal)	00 05 4D 00 03 00 00 00	00 05 4D 00 03 00 00 00
DATAMV MAC verification key (external)	00 00 44 00 03 41 00 00	00 00 44 00 03 21 00 00
DATAMV MAC verification key (internal)	00 05 44 00 03 00 00 00	00 05 44 00 03 00 00 00
DATA XLAT	00 06 71 00 03 00 00 00	
DECIPHER	00 03 50 00 03 00 00 00	
DECIPHER (double-length)	00 03 50 00 03 41 00 00	00 03 50 00 03 21 00 00
DKYGENKY	00 71 44 00 00 03 41 00	00 71 44 00 03 21 00 00
DKYL0	This control vector has the DKYL0 set by default.	
DKYL1	00 72 44 00 00 03 41 00	00 71 44 00 03 21 00 00
DKYL2	00 74 44 00 00 03 41 00	00 71 44 00 03 21 00 00
DKYL3	00 77 44 00 00 03 41 00	00 71 44 00 03 21 00 00
DKYL4	00 78 44 00 00 03 41 00	00 71 44 00 03 21 00 00
DKYL5	00 7B 44 00 00 03 41 00	00 71 44 00 03 21 00 00
DKYL6	00 7D 44 00 00 03 41 00	00 71 44 00 03 21 00 00
DKYL7	00 7E 44 00 00 03 41 00	00 71 44 00 03 21 00 00
ENCIPHER	00 03 60 00 03 00 00 00	
ENCIPHER (double-length)	00 03 60 00 03 41 00 00	00 03 60 00 03 21 00 00
EXPORTER	00 41 7D 00 03 41 00 00	00 41 7D 00 03 21 00 00
IKEY XLAT	00 42 42 00 03 41 00 00	00 42 42 00 03 21 00 00
IMP-PKA	00 42 05 00 03 41 00 00	00 42 05 00 03 21 00 00
IMPORTER	00 42 7D 00 03 41 00 00	00 42 7D 00 03 21 00 00
IPINENC	00 21 5F 00 03 41 00 00	00 21 5F 00 03 21 00 00
MAC	00 05 4D 00 03 00 00 00	
MAC (double-length)	00 05 4D 00 03 41 00 00	00 05 4D 00 03 21 00 00
MACVER	00 05 44 00 03 00 00 00	
MACVER (double-length)	00 05 44 00 03 41 00 00	00 05 44 00 03 21 00 00

Table 347. Default control vector values (continued)

Key Type	Control Vector Value (Hex) Value for Single-length Key or Left Half of Double-length Key	Control Vector Value (Hex) Value for Right Half of Double- length Key
OKEYXLAT	00 41 42 00 03 41 00 00	00 41 42 00 03 21 00 00
OPINENC	00 24 77 00 03 41 00 00	00 24 77 00 03 21 00 00
PINGEN	00 22 7E 00 03 41 00 00	00 22 7E 00 03 21 00 00
PINVER	00 22 42 00 03 41 00 00	00 22 42 00 03 21 00 00
SECMSG with SMPIN set	00 0A 50 00 03 41 00 00	00 0A 50 00 03 21 00 00
SECMSG with SMKEY set	00 0A 60 00 03 41 00 00	00 0A 60 00 03 21 00 00

Note: The external control vectors for DATAC, DATAM MAC generation, and DATAMV MAC verification keys are also referred to as data compatibility control vectors.

For the default control vector values for triple-length DES keys, see Table 348 on page 1193. For key generation, use key length keyword TRIPLE-O to indicate the key parts ARE guaranteed to be unique (ignoring parity bits). Use TRIPLE to indicate that the key parts are NOT guaranteed to be unique.

Table 348. Default control vectors for triple-length DES keys

Key type (see Note 1)	Key length	Default control vector in hexadecimal (see Note 2)	
		CV base of left part of triple- length key	CV extension of middle part of triple-length key
Key encrypting keys			
EXPORTER	TRIPLE	00 41 7D 00 03 60 00 81	Same as CV base.
	TRIPLE-O	00 41 7D 00 03 E1 00 81	
IMPORTER	TRIPLE	00 42 7D 00 03 60 00 81	Same as CV base.
	TRIPLE-O	00 42 7D 00 03 E1 00 81	
Data operation keys			
DATA	TRIPLE	00 00 7D 00 03 60 00 81	Same as CV base.
	TRIPLE-O	00 00 7D 00 03 E1 00 81	
	ZEROCV24 External Version X'01' key token, token marks = B'0010 0000'	00 00 00 00 00 00 00 00	
	ZEROCV24 Internal Version X'00' key token. Only applies to internal key of an external/internal key pair (CSNBKGN OPEX or OPIM).	Same as TRIPLE.	
CIPHER	TRIPLE	00 03 71 00 03 60 00 81	Same as CV base.
	TRIPLE-O	00 03 71 00 03 E1 00 81	
DECIPHER	TRIPLE	00 03 50 00 03 60 00 81	Same as CV base.
	TRIPLE-O	00 03 50 00 03 E1 00 81	

Table 348. Default control vectors for triple-length DES keys (continued)

Key type (see Note 1)	Key length	Default control vector in hexadecimal (see Note 2)	
		CV base of left part of triple-length key	CV extension of middle part of triple-length key
ENCIPHER	TRIPLE	00 03 60 00 03 60 00 81	Same as CV base.
	TRIPLE-O	00 03 60 00 03 E1 00 81	
MAC	TRIPLE	00 05 4D 00 03 60 00 81	Same as CV base.
	TRIPLE-O	00 05 4D 00 03 E1 00 81	
MACVER	TRIPLE	00 05 44 00 03 60 00 81	Same as CV base.
	TRIPLE-O	00 05 44 00 03 E1 00 81	
PIN processing keys			
IPINENC	TRIPLE	00 21 5F 00 03 60 00 81	Same as CV base.
	TRIPLE-O	00 21 5F 00 03 E1 00 81	
OPINENC	TRIPLE	00 24 77 00 03 60 00 81	Same as CV base.
	TRIPLE-O	00 24 77 00 03 E1 00 81	
PINGEN	TRIPLE	00 22 7E 00 03 60 00 81	Same as CV base.
	TRIPLE-O	00 22 7E 00 03 E1 00 81	
PINVER	TRIPLE	00 22 42 00 03 60 00 81	Same as CV base.
	TRIPLE-O	00 22 42 00 03 E1 00 81	
Note:			
1. Only the key types shown in this table are allowed to be triple length in Release 5.4. and Release 6.2			
2. A triple-length key in a Version X'00' fixed-length DES key-token is required to have CV bit 56 = B'1' (ENH-ONLY).			

DES control-vector-base bit maps

Details of the control vector base bit maps.

Four figures below provide a bit map summary of valid control vectors by DES key type:

1. [Figure 37 on page 1196](#) shows the CV bits common to all DES control vectors.
2. [Figure 38 on page 1197](#) provides CV bit maps for key types that are used for encipher and decipher data operations.
3. [Figure 39 on page 1198](#) provides CV bit maps for key types that are used for the remaining data operations (such as MAC generate and MAC verify), and PIN processing.
4. [Figure 40 on page 1199](#) provides CV bit maps for key types that are used for cryptographic variable encrypting, key encrypting, and key generating.

At the top of each figure is this header, which deserves additional explanation:




Figure 36. DES control vector header

A control vector (either the base or, for a double-length key, the extension) has 8 bytes. Observe that the header shown above has eight columns, one for each byte of a control vector.

A control vector has 64 bits, numbered from left to right starting with bit 00 (the most significant CV bit) to bit 63 (the least significant CV bit). The first byte has bits 0 – 7 (indicated in the header as <00..07>, while the last byte has bits 56 – 63 (indicated in the header as <56..63>.

Each of the eight columns in the header has eight dots (periods), one for each control vector bit of the byte. Over each even-numbered control vector bit is a two-digit number (00, 02, 04, and 06 for the first byte and 56, 58, 60, and 62 for the last byte), the first digit stacked over the second. This provides an easy way to identify each bit by number.

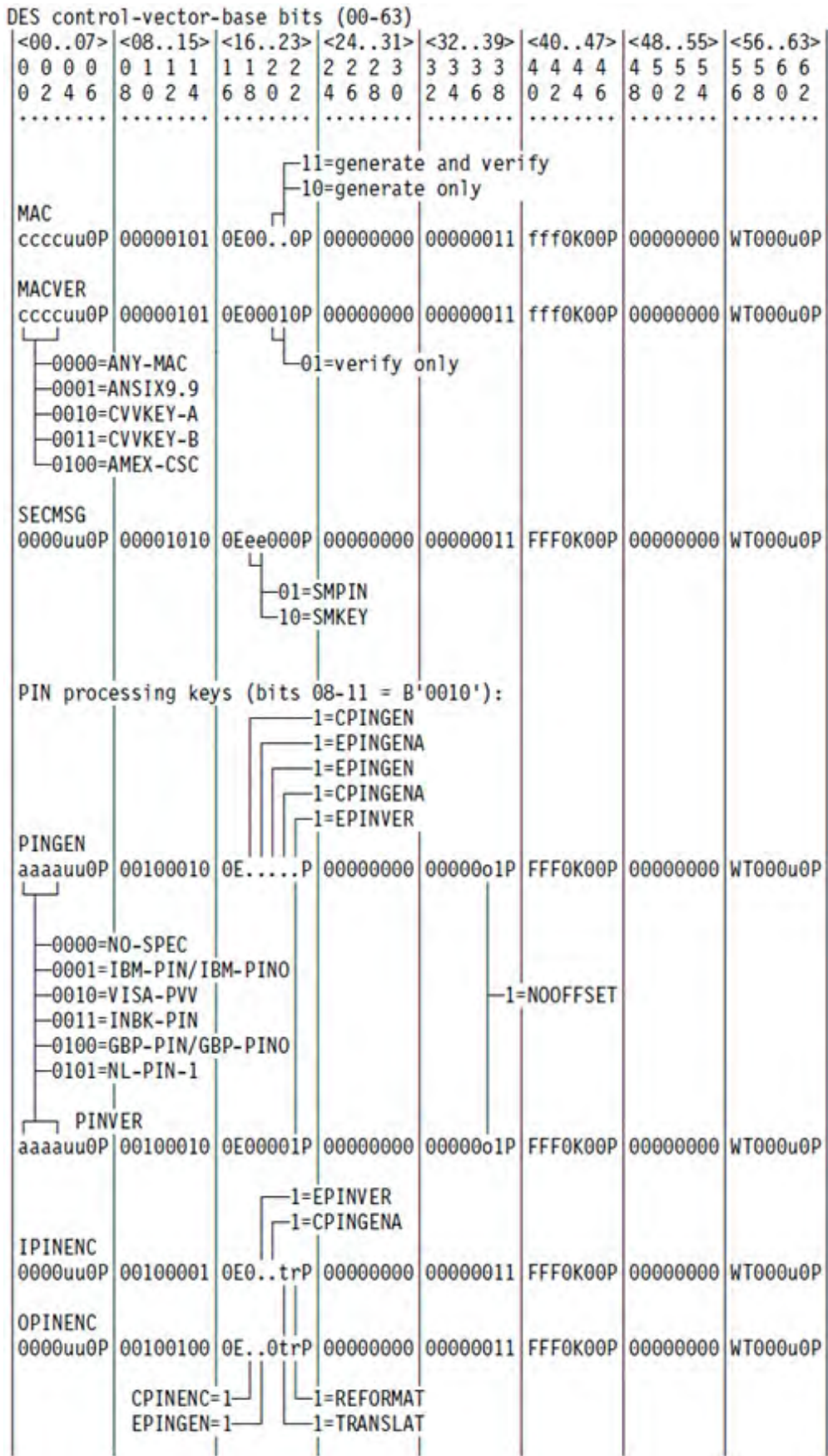


Figure 39. Bit map of DES control vector base and extension (Part 3 of 4)

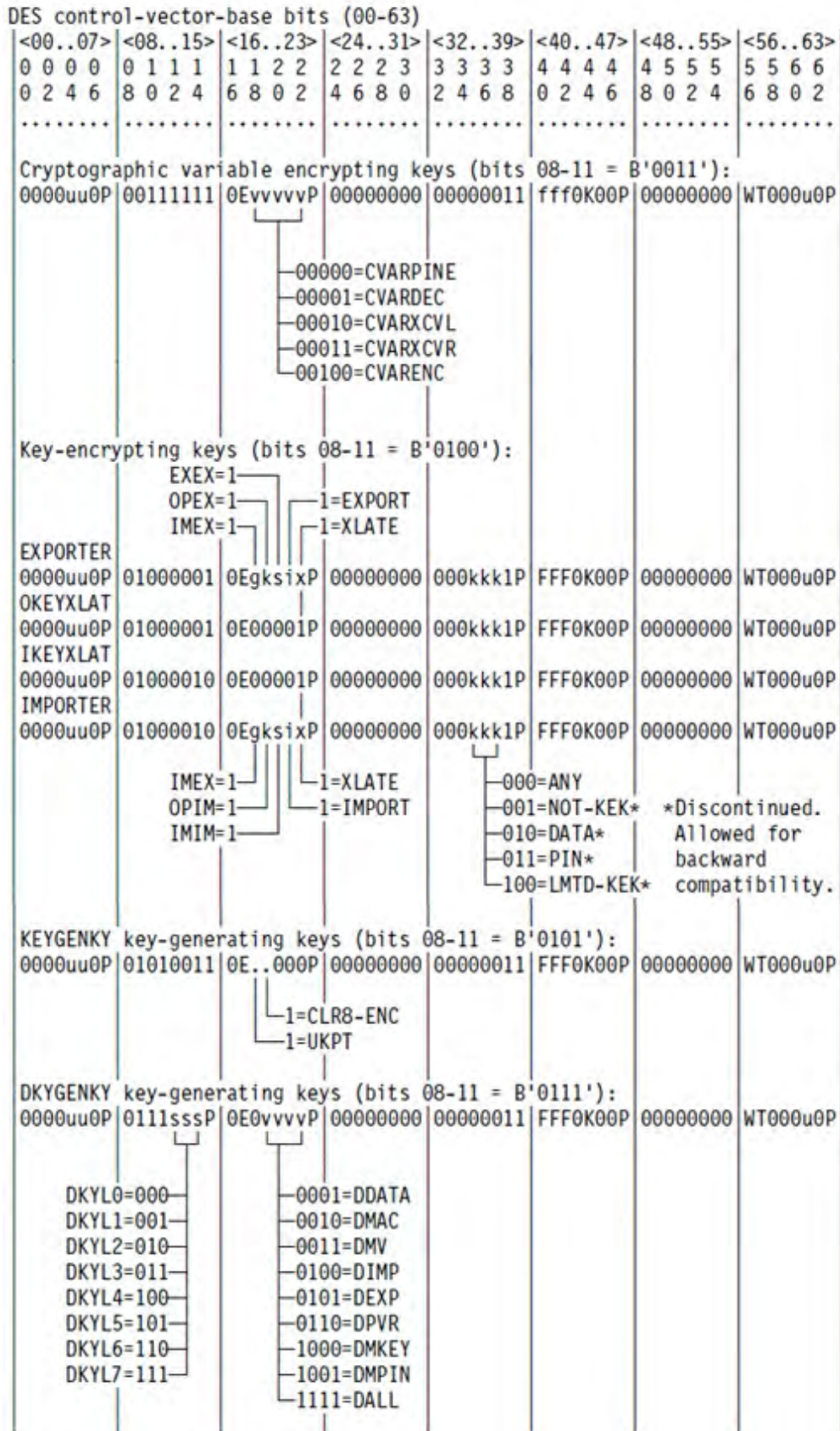


Figure 40. Bit map of DES control vector base and extension (Part 4 of 4)

Note: When CV bit 40 = B'1', the left and right keys are guaranteed to have unique key values (ignoring parity bits). In other words, these key types are not allowed to have replicated key halves. A double-length Triple-DES key with replicated key halves has an effective key length of single.

Key form bits, 'fff' and 'FFF'

The key form bits of a DES control vector define the length of the key, either single ('fff'), double ('FFF') or triple (also 'FFF'). Bits 40 – 42 in the base (first 64 bits) of a control vector are for a key length of single, double, or triple, while bits 104 – 106 in the extension (second 64 bits) of a control vector are for a key length of double or triple. Note that the bits in the extension of a single-length control vector should all be zeros.

The key form bits of a DES control vector ('fff' and 'FFF') are shown in the figures provided in “DES control-vector-base bit maps” on page 1194.

Table 349 on page 1200 defines the meaning of the key form bits, along with the rule array keywords associated with these values when using the Control Vector Generate, Key Token Build, and Key Token Parse services.

CV bits 40 – 42 (key form bits)	CSNBKTB, CSNBKTP, CSNBCVG keyword	Meaning
B'000'	SINGLE, KEYLN8	Single-length key (only 'fff', not 'FFF')
	DOUBLE, KEYLN16, MIXED (DATA key only)	Double-length DATA key. Left and right key halves not guaranteed unique, ignoring parity bits. Requires a Version X'01' fixed-length DES key-token format which contains a CV valued to binary zeros, with key length flag (token marks) at offset 59 = X'10'.
	ZEROCV24 (DATA key only). Note: ZEROCV24 is equivalent to IBM Z KEYLN24 .	Triple-length DATA key. Left, middle, and right key parts not guaranteed unique, ignoring parity bits. Requires a Version X'01' fixed-length DES key-token format which contains a CV valued to binary zeros, with key length flag (token marks) at offset 59 = B'xx20 xxxx'.
B'001'	DOUBLE, KEYLN16, MIXED	Double-length key, right half of CV. Left and right key halves not guaranteed unique, ignoring parity bits.
B'010'	DOUBLE, KEYLN16, MIXED	Double-length key, left half of CV. Left and right key halves not guaranteed unique, ignoring parity bits.
B'011'	TRIPLE (Release 5.4 or later)	Triple-length key, left and right halves of CV must be equal. Left, middle, and right key parts not guaranteed unique, ignoring parity bits.
B'100'	N/A	Undefined. This is a control vector violation.
B'101'	DOUBLE-O	Double-length key, right half of CV. Left and right key halves guaranteed unique, ignoring parity bits.
B'110'	DOUBLE-O	Double-length key, left half of CV. Left and right key halves guaranteed unique, ignoring parity bits.
B'111'	TRIPLE-O (Release 5.4 or later)	Triple-length key, left and right halves of CV must be equal. Left, middle, and right key parts guaranteed unique, ignoring parity bits.

Specifying a control-vector-base value

You can determine the value of a control vector by working through a series of questions.

Procedure

Work through this series of questions:

1. Begin with a field of 64 bits (eight bytes) set to B'0'. The most significant bit is referred to as bit 0. Define the key type and subtype (bits 8 - 14) as follows:
 - The main key type bits (bits 8 - 11). Set bits 8 - 11 to one of the following values:

<i>Table 350. Main key type bits</i>	
Bits 8 - 11	Main Key Type
0000	Data operation keys
0010	PIN keys
0011	Cryptographic variable-encrypting keys
0100	Key-encrypting keys
0101	Key-generating keys
0111	Diversified key-generating keys

- The key subtype bits (bits 12 - 14). Set bits 12 - 14 to one of the following values:

Note: For Diversified Key Generating Keys, the subtype field specifies the hierarchical level of the DKYGENKY. If the subtype is nonzero, the DKYGENKY can generate only another DKYGENKY key with the hierarchy level decremented by one. If the subtype is zero, the DKYGENKY can generate only the final diversified key (a non-DKYGENKY key) with the key type specified by the usage bits.

<i>Table 351. Key subtype bits</i>	
Bits 12 - 14	Key Subtype
<i>Data Operation Keys</i>	
000	Compatibility key (DATA)
001	Confidentiality key (CIPHER, DECIPHER, or ENCIPHER)
010	MAC key (MAC or MACVER)
101	Secure messaging keys
<i>Key-Encrypting Keys</i>	
000	Transport-sending keys (EXPORTER and OKEYXLAT)
001	Transport-receiving keys (IMPORTER and IKEYXLAT)
<i>PIN Keys</i>	
001	PIN-generating key (PINGEN, PINVER)
000	Inbound PIN-block decrypting key (IPINENC)
010	Outbound PIN-block encrypting key (OPINENC)
<i>Cryptographic Variable-Encrypting Keys</i>	
111	Cryptographic variable-encrypting key (CVAR....)
<i>Diversified Key Generating Keys</i>	

<i>Table 351. Key subtype bits (continued)</i>	
Bits 12 - 14	Key Subtype
000	DKY Subtype 0
001	DKY Subtype 1
010	DKY Subtype 2
011	DKY Subtype 3
100	DKY Subtype 4
101	DKY Subtype 5
110	DKY Subtype 6
111	DKY Subtype 7

2. For key-encrypting keys, set the following bits:

- The key-generating usage bits (gks, bits 18 - 20). Set the gks bits to B'111' to indicate the Key Generate verb can use the associated key-encrypting key to encipher generated keys when the Key Generate verb is generating various key-pair key-form combinations (see the Key-Encrypting Keys section of Figure 37 on page 1196). Without any of the gks bits set to B'1', the Key Generate verb cannot use the associated key-encrypting key. The Key Token Build verb can set the gks bits to B'1' when you supply the OPIM, IMEX, IMIM, OPEX, and EXEX keywords.
- The IMPORT and EXPORT bit and the XLATE bit (ix, bits 21 and 22). If the 'i' bit is set to B'1', the associated key-encrypting key can be used in the Data Key Import, Key Import, Data Key Export, and Key Export verbs. If the 'x' bit is set to B'1', the associated key-encrypting key can be used in the Key Translate and Key Translate2 verbs.
- The key-form bits (fff, bits 40 - 42). The key-form bits indicate how the key was generated and how the control vector participates in multiple-enciphering. To indicate the parts can be the same value, set these bits to B'010'. For information about the value of the key-form bits in the right half of a control vector, see Step "8" on page 1204.

3. For MAC and MACVER keys, set the following bits:

- The MAC control bits (bits 20 and 21). For a MAC-generate key, set bits 20 and 21 to B'11'. For a MAC-verify key, set bits 20 and 21 to B'01'.
- The key-form bits (fff, bits 40 - 42). For a single-length key, set the bits to B'000'. For a double-length key, set the bits to B'010'.

4. For PINGEN and PINVER keys, set the following bits:

- The PIN calculation method bits (aaaa, bits 0 - 3). Set these bits to one of the following values:

<i>Table 352. Calculation method keyword bits</i>		
Bits 0 - 3	Calculation Method Keyword	Description
0000	NO-SPEC	A key with this control vector can be used with any PIN calculation method.
0001	IBM-PIN or IBM-PINO	A key with this control vector can be used only with the IBM PIN or PIN Offset calculation method.
0010	VISA-PVV	A key with this control vector can be used only with the VISA-PVV calculation method.

<i>Table 352. Calculation method keyword bits (continued)</i>		
Bits 0 - 3	Calculation Method Keyword	Description
0100	GBP-PIN or GBP-PINO	A key with this control vector can be used only with the German Banking Pool PIN or PIN Offset calculation method.
0011	INBK-PIN	A key with this control vector can be used only with the Interbank PIN calculation method.

- The prohibit-offset bit (o, bit 37) to restrict operations to the PIN value. If set to B'1', this bit prevents operation with the IBM 3624 PIN Offset calculation method and the IBM German Bank Pool PIN Offset calculation method.
5. For PINGEN, IPINENC, and OPINENC keys, set bits 18 - 22 to indicate whether the key can be used with the following verbs:

<i>Table 353. INGEN, IPINENC, and OPINENC key bits</i>		
Service Allowed	Bit Name	Bit
Clear PIN Generate	CPINGEN	18
Encrypted PIN Generate Alternate	EPINGENA**	19
Encrypted PIN Generate	EPINGEN	20 for PINGEN 19 for OPINENC
Clear PIN Generate Alternate	CPINGENA	21 for PINGEN 20 for IPINENC
Encrypted PIN Verify	EPINVER	19
Clear PIN Encrypt	CPINENC	18
** EPINGENA is no longer supported, although the bit retains this definition for compatibility There is no Encrypted Pin Generate Alternate verb.		

6. For the IPINENC (inbound) and OPINENC (outbound) PIN-block ciphering keys, do the following:
- Set the TRANSLAT bit (t, bit 21) to B'1' to permit the key to be used in the PIN Translate verb. The Control Vector Generate verb can set the TRANSLAT bit to B'1' when you supply the TRANSLAT keyword.
 - Set the REFORMAT bit (r, bit 22) to B'1' to permit the key to be used in the PIN Translate verb. The Control Vector Generate verb can set the REFORMAT bit and the TRANSLAT bit to B'1' when you supply the REFORMAT keyword.
7. For the cryptographic variable-encrypting keys (bits 18 - 22), set the variable-type bits (bits 18 - 22) to one of the following values:

<i>Table 354. Generic key type bits</i>		
Bits 18 - 22	Generic Key Type	Description
00000	CVARPINE	Used in the Encrypted PIN Generate Alternate verb to encrypt a clear PIN.
00010	CVARXCVL	Used in the Control Vector Translate verb to decrypt the left mask array.

Bits 18 - 22	Generic Key Type	Description
00011	CVARXCVR	Used in the Control Vector Translate verb to decrypt the right mask array.

8. For key-generating keys, set the following bits:

- For KEYGENKY, set bit 18 for UKPT usage and bit 19 for CLR8-ENC usage.
- For DKYGENKY, bits 12–14 will specify the hierarchical level of the DKYGENKY key. If the subtype CV bits are nonzero, the DKYGENKY can generate only another DKYGENKY key with the hierarchical level decremented by one. If the subtype CV bits are zero, the DKYGENKY can generate only the final diversified key (a non-DKYGENKY key) with the key type specified by usage bits.

To specify the subtype values of the DKYGENKY, keywords DKYL0, DKYL1, DKYL2, DKYL3, DKYL4, DKYL5, DKYL6, and DKYL7 will be used.

- For DKYGENKY, bit 18 is reserved and must be zero.
- Usage bits 18-22 for the DKYGENKY key type are defined as follows. They will be encoded as the final key type that the DKYGENKY key generates.

Bits 19 - 22	Keyword	Usage
0001	DDATA	DATA, DATAC, single or double length
0010	DMAC	MAC, DATAM
0011	DMV	MACVER, DATAMV
0100	DIMP	IMPORTER, IKEYXLAT
0101	DEXP	EXPORTER, OKEYXLAT
0110	DPVR	PINVER
1000	DMKEY	Secure message key for encrypting keys
1001	DMPIN	Secure message key for encrypting PINs
1111	DALL	All key types can be generated except DKYGENKY and KEYGENKY keys. Usage of the DALL keyword is controlled by a separate access control point.

9. For secure messaging keys, set the following bits:

- Set bit 18 to B'1' if the key will be used in the secure messaging for PINs service. Set bit 19 to B'1' if the key will be used in the secure messaging for keys service.

10. For CIPHER keys, set the CPACF exportable bit (XPRTCPAC, F – bit 59) to 1 to allow the key token to be exportable to the CPACF protected key format.

11. For all keys, set the following bits:

- The export bit (E, bit 17). If set to B'0', the export bit prevents a key from being exported. By setting this bit to B'0', you can prevent the receiver of a key from exporting or translating the key for use in another cryptographic subsystem. After this bit is set to B'0', it cannot be set to B'1' by any service other than Control Vector Translate. The Prohibit Export verb can reset the export bit.
- The key-part bit (K, bit 44). Set the key-part bit to B'1' in a control vector associated with a key part. When the final key part is combined with previously accumulated key parts, the key-part bit in the

control vector for the final key part is set to B'0'. The Control Vector Generate verb can set the key-part bit to B'1' when you supply the KEY-PART keyword.

- The anti-variant bits (bit 30 and bit 38). Set bit 30 to B'0' and bit 38 to B'1'. Many cryptographic systems have implemented a system of variants where a 7-bit value is XORed with each 7-bit group of a key-encrypting key before enciphering the target key. By setting bits 30 and 38 to opposite values, control vectors do not produce patterns that can occur in variant-based systems.
- Control vector bits 64 - 127. If bits 40 - 42 are B'000' (single-length key), set bits 64 - 127 to B'0'. Otherwise, copy bits 0 - 63 into bits 64 - 127 and set bits 105 and 106 to B'01'.
- Set the parity bits (low-order bit of each byte, bits 7, 15, ..., 127). These bits contain the parity bits (P) of the control vector. Set the parity bit of each byte so the number of zero-value bits in the byte is an even number.
- For secure messaging keys, usage bit 18 on will enable the encryption of keys in a secure message and usage bit 19 on will enable the encryption of PINs in a secure message.
- The ENH-ONLY bit (H, bit 56). Set the ENH-ONLY bit to 1 in a control vector to require the key value be encrypted with the enhanced wrapping method. The Control Vector Generate callable service can set the ENH-ONLY bit to 1 when you supply the ENH-ONLY keyword.
- The NOT31XPT bit (T, bit 57). Set T31XPOK bit to 1 to prevent the key from being exported by the TR-31 Export service. Once this bit is set to 1, it cannot be set to 0 by any service. The Restrict Key Attribute service can set the bit to 1.
- The compliance-tagged bit (COMP-TAG, C - bit 58). Set the COMP-TAG bit to 1 to prevent the token from being used in a non-compliant manner. Once this bit has been set to 1, it cannot be reset to 0. Key tokens may be created with the COMP-TAG bit set or the Key Translate2 (CSNBKTR2) service can be used to set the bit in an existing key token.

Changing control vectors with the Control Vector Translate verb

What you need to do when you use the Control Vector Translate verb.

About this task

Do the following when using the verb:

- Provide the control information for testing the control vectors of the source, target, and key-encrypting keys to ensure that only sanctioned changes can be performed
- Select the key-half processing mode.

Note: This verb is not available for compliance-tagged key tokens.

Providing the control information for testing the control vectors

To minimize your security exposure, the Control Vector Translate verb requires control information (*mask array* information) to limit the range of allowable control vector changes.

To ensure that this verb is used only for authorized purposes, the source-key control vector, target-key control vector, and key-encrypting key (KEK) control vector must pass specific tests. The tests on the control vectors are performed within the secured cryptographic engine.

The tests consist of evaluating four logic expressions, the results of which must be a string of binary zeros. The expressions operate bitwise on information that is contained in the mask arrays and in the portions of the control vectors associated with the key or key-half that is being processed. If any of the expression evaluations do not result in all zero bits, the verb is ended with a *control vector violation* return and reason code (8/39). See [Figure 41 on page 1207](#). Only the 56-bit positions that are associated with a key value are evaluated. The low-order bit that is associated with key parity in each key byte is not evaluated.

Mask array preparation

A mask array consists of seven 8-byte elements: A_1 , B_1 , A_2 , B_2 , A_3 , B_3 , and B_4 .

You choose the values of the array elements such that each of the following four expressions evaluates to a string of binary zeros. (See [Figure 41 on page 1207](#).) Set the **A** bits to the value you require for the corresponding control vector bits. In expressions “1” on page 1206 through “3” on page 1206, set the **B** bits to select the control vector bits to be evaluated. In expression “4” on page 1206, set the **B** bits to select the source and target control vector bits to be evaluated. Also, use the following control vector information:

C₁ is the control vector associated with the left half of the KEK.

C₂ is the control vector associated with the source key or selected source-key half/halves.

C₃ is the control vector associated with the target key or selected target-key half/halves.

1. $(C_1 \text{ XOR } A_1)$ logical-AND B_1

This expression tests whether the KEK used to encipher the key meets your criteria for the desired translation.

2. $(C_2 \text{ XOR } A_2)$ logical-AND B_2

This expression tests whether the control vector associated with the source key meets your criteria for the desired translation.

3. $(C_3 \text{ XOR } A_3)$ logical-AND B_3

This expression tests whether the control vector associated with the target key meets your criteria for the desired translation.

4. $(C_2 \text{ XOR } C_3)$ logical-AND B_4

This expression tests whether the control vectors associated with the source key and the target key meet your criteria for the desired translation.

Encipher two copies of the mask array, each under a different cryptographic-variable key (key type CVARENC). Use two different keys so the enciphered-array copies are unique values. When using the Control Vector Translate verb, the *mask_array_left* parameter and the *mask_array_right* parameter identify the enciphered mask arrays. The *array_key_left* parameter and the *array_key_right* parameter identify the internal keys for deciphering the mask arrays. The *array_key_left* parameter must have a key type of CVARXCVL and the *array_key_right* parameter must have a key type of CVARXCVR. The cryptographic process deciphers the arrays and compares the results; for the service to continue, the deciphered arrays must be equal. If the results are not equal, the service returns the return and reason code for data that is not valid (8/385).

Use the Key Generate verb to create the key pairs CVARENC-CVARXCVL and CVARENC-CVARXCVR. Each key in the key pair must be generated for a different node. The CVARENC keys are generated for, or imported into, the node where the mask array will be enciphered. After enciphering the mask array, you should destroy the enciphering key. The CVARXCVL and CVARXCVR keys are generated for, or imported into, the node where the Control Vector Translate verb will be performed.

If using the BOTH keyword to process both halves of a double-length key, remember that bits 41, 42, 104, and 105 are different in the left and right halves of the CCA control vector and must be ignored in your mask-array tests (that is, make the corresponding **B₂** and/or **B₃** bits equal to zero).

When the control vectors pass the masking tests, the verb does the following:

- Deciphers the source key. In the decipher process, the service uses a key that is formed by the XOR of the KEK and the control vector in the key token variable the *source_key_token* parameter identifies.
- Enciphers the deciphered source key. In the encipher process, the verb uses a key that is formed by the XOR of the KEK and the control vector in the key token variable the *target_key_token* parameter identifies.
- Places the enciphered key in the key field in the key token variable the *target_key_token* parameter identifies.




Figure 41. Control Vector Translate verb mask_array processing

Selecting the key-half processing mode

Use the Control Vector Translate verb to change a control vector associated with a key.

rule_array keywords determine which key halves are processed in the call, as shown in [Figure 42 on page 1207](#).

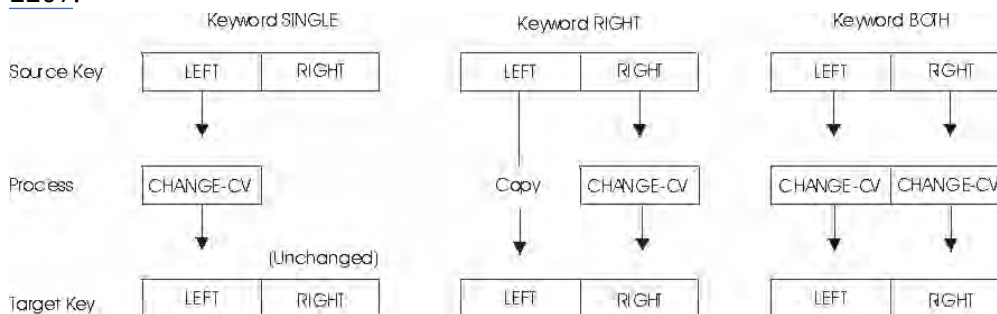


Figure 42. Control Vector Translate verb

Keyword Description

SINGLE

This keyword causes the control vector of the left half of the source key to be changed. The updated key half is placed into the left half of the target key in the target key token. The right half of the target key is unchanged.

The SINGLE keyword is useful when processing a single-length key or when first processing the left half of a double-length key (to be followed by processing the right half).

RIGHT

This keyword causes the control vector of the right half of the source key to be changed. The updated key half is placed into the right half of the target key of the target key token. The left half of the source key is copied unchanged into the left half of the target key in the target key token.

BOTH

This keyword causes the control vector of both halves of the source key to be changed. The updated key is placed into the target key in the target key token.

A single set of control information must permit the control vector changes applied to each key half. Normally, control vector bit positions 41, 42, 105, and 106 are different for each key half. Therefore, set bits 41 and 42 to B'00' in mask array elements B₁, B₂, and B₃.

You can verify that the source and target key tokens have control vectors with matching bits in bit positions 40-42 and 104-106, the "form field" bits. Ensure bits 40-42 of mask array B₄ are set to B'111'.

LEFT

This keyword enables you to supply a single-length key and obtain a double-length key. The source key token must contain:

- The KEK-enciphered single-length key
- The control vector for the single-length key (often this is a null value)
- A control vector, stored in the source token where the right-half control vector is normally stored, used in decrypting the single-length source key when the key is being processed for the target right half of the key.

The verb first processes the source and target tokens as with the SINGLE keyword. Then the source token is processed using the single-length enciphered key and the source token right-half control vector to obtain the actual key value. The key value is then enciphered using the KEK and the control vector in the target token for the right-half of the key.

This approach is frequently of use when you must obtain a double-length CCA key from a system that supports only a single-length key, for example when processing PIN keys or key-encrypting keys received from non-CCA systems.

To prevent the verb from ensuring each key byte has odd parity, you can specify the NOADJUST keyword. If you do not specify the NOADJUST keyword, or if you specify the ADJUST keyword, the verb ensures each byte of the target key has odd parity.

When the target key-token CV is null

When you use any of the LEFT, BOTH, or RIGHT keywords, and when the control vector in the target key token is null (all B'0'), bit 3 in byte 59 will be set to B'1' to indicate this is a double-length DATA key.

Control vector translate example

As an example, consider the case of receiving a single-length PIN-block encrypting key from a non-CCA system.

Often such a key will be encrypted by an unmodified transport key (no control vector or variant is used). In a CCA system, an inbound PIN encrypting key is double-length.

First use the Key Token Build verb to insert the single-length key value into the left-half key-space in a key token. Specify USE-CV as a key type and a control vector value set to 16 bytes of X'00'. Also specify EXTERNAL, KEY, and CV keywords in the *rule_array*. This key token will be the source key key-token.

Second, the target key token can also be created using the Key Token Build verb. Specify a key type of IPINENC and the NO-EXPORT *rule_array* keyword.

Then call the Control Vector Translate verb and specify a *rule_array* keyword of LEFT. The mask arrays can be constructed as follows:

- A_1 is set to the value of the KEK's control vector, most likely the value of an IMPORTER key, perhaps with the NO-EXPORT bit set. B_1 is set to eight bytes of X'FF' so all bits of the KEK's control vector will be tested.
- A_2 is set to eight bytes of X'00', the (null) value of the source key control vector. B_2 is set to eight bytes of X'FF' so all bits of the source-key "control vector" will be tested.
- A_3 is set to the value of the target key's left-half control vector. B_3 is set to X'FFFF FFFF FF9F FFFF'. This will cause all bits of the control vector to be tested except for the two ("fff") bits used to distinguish between the left-half and right-half target-key control vector.
- B_4 is set to eight bytes of X'00' so no comparison is made between the source and target control vectors.

Chapter 23. Key type vectors

The values of the keys that are calculated while diversification depend on their intended key usage. Therefore, a DK *key type vector* (KTV) is being introduced to define how to generate or derive (Diversify Directed Key) the intended AES variable-length symmetric key. The KTV is a parameter that defines the rules for the key to be generated or derived. It also contains information that is needed by the HSM to restrict the usage of the key to be generated or derived.

Table 356 on page 1211 defines the layout of the KTV.

<i>Table 356. Key type vector format</i>		
Offset (bytes)	Length (bytes)	Description
0	2	Structure version number: Value Meaning X'0000' Version 0 structure format
2	2	Key type of the key to be derived or generated: Value Meaning X'0000' MAC X'0001' Data encryption (cipher) X'0003' PIN encryption X'0004' Key wrapping All other values are reserved and undefined.
4	2	Underlying algorithm: Value Meaning X'0002' AES X'0003' HMAC (only valid with key type indicator MAC, that is, value at offset 2 = X'0000') – currently not supported. All other values are reserved and undefined.

Table 356. Key type vector format (continued)

Offset (bytes)	Length (bytes)	Description
6	2	Length of key in bits to be derived or generated: Value Meaning X'0080' 128 (for example, AES-128) – currently not supported. X'00C0' 192 (for example, AES-192) – currently not supported. X'0100' 256 (for example, AES-256) All other values are reserved and undefined.

Table 356. Key type vector format (continued)

Offset (bytes)	Length (bytes)	Description
8	2	<p>Key usage restriction 1 of the key to be derived or generated, based on the key type field (value at offset 2).</p> <p>For MAC key type (value at offset 2 = X'0000'):</p> <p>Value Meaning</p> <p>X'0001' Key can derive or generate a CMAC mode key only.</p> <p>X'0002' Key can derive or generate an HMAC mode key only – currently not supported.</p> <p>All other values are reserved and undefined.</p> <p>For data encryption (cipher) key type (value at offset 2 = X'0001'):</p> <p>Value Meaning</p> <p>X'0000' Key can derive or generate any mode key – currently not supported.</p> <p>X'0001' Key can derive or generate an ECB mode key only – currently not supported.</p> <p>X'0002' Key can derive or generate a CBC mode key only.</p> <p>X'0003' Key can derive or generate a CTR mode key only – currently not supported.</p> <p>All other values are reserved and undefined.</p> <p>For PIN encryption key type (value at offset 2 = X'0003'):</p> <p>Value Meaning</p> <p>X'0002' Key can derive or generate an ISO-4 format PIN block.</p> <p>All other values are reserved and undefined.</p> <p>For key wrap key type (value at offset 2 = X'0004'):</p> <p>Value Meaning</p> <p>X'0001' Key can derive or generate a VARDRV-D key only, where "D" stands for DK Key Block Protection according to ISO TC 68/SC 2 Nxxxx, 2016-08-17, ISO DIS 20038 to wrap AES and TDES keys in CBC mode.</p> <p>For all other key types not listed above:</p> <p>Value Meaning</p> <p>X'0000' No key usage restriction 1.</p> <p>All other values are reserved and undefined.</p>

Table 356. Key type vector format (continued)

Offset (bytes)	Length (bytes)	Description
10	2	<p>Key usage restriction 2 of the key to be derived or generated, depending on the key type (offset 2) and key usage restriction 1 (offset 8):</p> <p>For MAC key type and HMAC mode (value at offset 2 = X'0000' and offset 8 = X'0001'):</p> <p>Value Meaning</p> <p>X'0002' SHA-256</p> <p>X'0003' SHA-384</p> <p>X'0004' SHA-512</p> <p>All other values are reserved and undefined.</p> <p>Key-wrap key type and VARDRV-D mode (value at offset 2 = X'0004' and offset 8 = X'0001'):</p> <p>Value Meaning</p> <p>X'0080' Maximum key length of the protected keys is 128 bits – currently not supported.</p> <p>X'00C0' Maximum key length of the protected keys is 192 bits – currently not supported.</p> <p>X'0100' Maximum key length of the protected keys is 256 bits.</p> <p>All other values are reserved and undefined.</p> <p>For all other values at offset 2 and offset 8:</p> <p>Value Meaning</p> <p>X'0000' Undefined.</p> <p>All other values are reserved and undefined.</p> <p>For all other key types and key usage restriction 1 combinations that are not listed above:</p> <p>Value Meaning</p> <p>X'0000' No key usage restriction 2.</p> <p>All other values are reserved and undefined.</p>
12	3	Reserved, must be binary zeros.

Table 356. Key type vector format (continued)

Offset (bytes)	Length (bytes)	Description
15	1	<p>Key direction variant indicator.</p> <p>Diversifies the key to be derived or generated depending on the permitted use of direction.</p> <p>The HSM has to restrict the usage of the key depending on this value and the type of entity (A or B) which is an additional parameter in the process of deriving or generating the key.</p> <p>Thus this value affects a key usage attribute of the key to be derived or generated.</p> <p>Value Meaning</p> <p>X'00' A↔B (undirected use of key). This is defined but unsupported.</p> <p>X'01' A→B (A active, B passive use of key).</p> <p>X'10' A←B or equivalent (A passive, B active use of key).</p> <p>All other values are reserved and undefined.</p>
<p>Note:</p> <ol style="list-style-type: none"> 1. All numbers are in big endian format. 2. In addition to a key type that can be requested, there is also the option to return the key wrapped using the key wrapping method specified in ISO 20038. ISO 20038 defines a key-wrapping method for banking and related financial services. 		

For each of the four key types that are defined at KTV offset 2 (MAC, data encryption, PIN encryption, and key wrapping), two KTVs are defined. The only difference between them is the key direction variant indicator (KTV offset 15). Either entity Type A is active and Type B is passive (A→B), or Type B is active and Type A is passive (A←B). See Chapter 23, “Key type vectors,” on page 1211.

Table 357. Summary of KTV tables

Key type of key to be derived	A→B (A active)		A←B (B active)	
	KTV _{M1}	See Table 358 on page 1216 .	KTV _{M2}	See Table 359 on page 1216 .
MAC (generate/verify)	KTV _{M1}	See Table 358 on page 1216 .	KTV _{M2}	See Table 359 on page 1216 .
Data encryption (encipher/decipher)	KTV _{C1}	See Table 360 on page 1216 .	KTV _{C2}	See Table 361 on page 1216 .
PIN encryption (encipher/decipher)	KTV _{P1}	See Table 362 on page 1216 .	KTV _{P2}	See Table 363 on page 1217 .
Key wrapping (wrap/unwrap)	KTV _{W1}	See Table 364 on page 1217 .	KTV _{W2}	See Table 365 on page 1217 .

Table 358. KTV for MAC generate/verify, Type A active and Type B passive

Version (offset 0)	Key type indicator (offset 2)	Algorithm indicator (offset 4)	Key length (offset 6)	Key usage indicator 1 (offset 8)	Key usage restriction 2 (offset 10)	RFU (offset 12)	Key direction variant indicator (offset 15)
0	MAC	AES	AES-256	CMAC	'else'	-	A→B
00 00	00 00	00 02	01 00	00 01	00 00	00 00 00	01
KTV _{M1} = X'00 00 00 00 00 02 01 00 00 01 00 00 00 00 00 01'							

Table 359. KTV for MAC generate/verify, Type B active and Type A passive

Version (offset 0)	Key type indicator (offset 2)	Algorithm indicator (offset 4)	Key length (offset 6)	Key usage indicator 1 (offset 8)	Key usage restriction 2 (offset 10)	RFU (offset 12)	Key direction variant indicator (offset 15)
0	MAC	AES	AES-256	CMAC	'else'	-	A←B
00 00	00 00	00 02	01 00	00 01	00 00	00 00 00	10
KTV _{M2} = X'00 00 00 00 00 02 01 00 00 01 00 00 00 00 00 10'							

Table 360. KTV for data encryption (cipher), Type A active and Type B passive

Version (offset 0)	Key type indicator (offset 2)	Algorithm indicator (offset 4)	Key length (offset 6)	Key usage indicator 1 (offset 8)	Key usage restriction 2 (offset 10)	RFU (offset 12)	Key direction variant indicator (offset 15)
0	Cipher	AES	AES-256	CBC	'else'	-	A→B
00 00	00 01	00 02	01 00	00 02	00 00	00 00 00	01
KTV _{C1} = X'00 00 00 01 00 02 01 00 00 02 00 00 00 00 00 01'							

Table 361. KTV for data encryption (cipher), Type B active and Type A passive

Version (offset 0)	Key type indicator (offset 2)	Algorithm indicator (offset 4)	Key length (offset 6)	Key usage indicator 1 (offset 8)	Key usage restriction 2 (offset 10)	RFU (offset 12)	Key direction variant indicator (offset 15)
0	Cipher	AES	AES-256	CBC	'else'	-	A←B
00 00	00 01	00 02	01 00	00 02	00 00	00 00 00	10
KTV _{C2} = X'00 00 00 01 00 02 01 00 00 02 00 00 00 00 00 10'							

Table 362. KTV for PIN encryption, Type A active and Type B passive

Version (offset 0)	Key type indicator (offset 2)	Algorithm indicator (offset 4)	Key length (offset 6)	Key usage indicator 1 (offset 8)	Key usage restriction 2 (offset 10)	RFU (offset 12)	Key direction variant indicator (offset 15)
0	PIN-Enc	AES	AES-256	ISO-4	'else'	-	A→B
00 00	00 03	00 02	01 00	00 02	00 00	00 00 00	01
KTV _{P1} = X'00 00 00 03 00 02 01 00 00 02 00 00 00 00 00 01'							

Table 363. KTV for PIN encryption, Type B active and Type A passive

Version (offset 0)	Key type indicator (offset 2)	Algorithm indicator (offset 4)	Key length (offset 6)	Key usage indicator 1 (offset 8)	Key usage restriction 2 (offset 10)	RFU (offset 12)	Key direction variant indicator (offset 15)
0	PIN-Enc	AES	AES-256	ISO-4	'else'	-	A←B
00 00	00 03	00 02	01 00	00 02	00 00	00 00 00	10
KTV _{P2} = X'00 00 00 03 00 02 01 00 00 02 00 00 00 00 01'							

Entity Type A must use an AES EXPORTER key with usage of EXPPT31D. Entity Type B must use an IMPORTER key with usage of IMPPT31D. Key wrapping with key block protection (ISO TC 68/SC 2 Nxxxx, 2016-08-17, ISO DIS 20038).

Table 364. KTV for key wrapping, Type A active and Type B passive

Version (offset 0)	Key type indicator (offset 2)	Algorithm indicator (offset 4)	Key length (offset 6)	Key usage indicator 1 (offset 8)	Key usage restriction 2 (offset 10)	RFU (offset 12)	Key direction variant indicator (offset 15)
0	Key wrap	AES	AES-256	VARDRV-D	Maximum bit length of the protected keys	-	A→B
00 00	00 04	00 02	01 00	00 01	01 00	00 00 00	01
KTV _{W1} = X'00 00 00 04 00 02 01 00 00 01 01 00 00 00 00 01'							

Entity Type B must use an AES EXPORTER key with usage of EXPPT31D. Entity Type A must use an IMPORTER key with usage of IMPPT31D.

Table 365. KTV for key wrapping, Type B active and Type A passive

Version (offset 0)	Key type indicator (offset 2)	Algorithm indicator (offset 4)	Key length (offset 6)	Key usage indicator 1 (offset 8)	Key usage restriction 2 (offset 10)	RFU (offset 12)	Key direction variant indicator (offset 15)
0	Key wrap	AES	AES-256	VARDRV-D	Maximum bit length of the protected keys	-	A←B
00 00	00 04	00 02	01 00	00 01	01 00	00 00 00	10
KTV _{W2} = X'00 00 00 04 00 02 01 00 00 01 01 00 00 00 00 10'							

Table 366 on page 1218 shows the key usage mapping of the output key from Diversify Directed Key, based on the KTV input to that verb.

Table 366. KTV to CCA key type and usage mapping

KTV key type	KTV	KTV key direction variant indicator	Algorithm (offset 4 = X'0002')	KDKGENKY KUF1 HOB (entity type)	CCA AES key type	KUF1 HOB	KUF2 HOB
MAC (offset 2 = X'0000')	KTVM1	A→B (offset 15 = X'01')	AES	A	MAC	GENONLY	CMAC
	KTVM2			B	MAC	VERIFY	
	KTVM2	A←B (offset 15 = X'10')	AES	A	MAC	VERIFY	CMAC
	KTVM1			B	MAC	GENONLY	
Cipher (offset 2 = X'0001')	KTVC1	A→B (offset 15 = X'01')	AES	A	CIPHER	ENCRYPT	CBC
	KTVC2			B	CIPHER	DECRYPT	
	KTVC2	A←B (offset 15 = X'10')	AES	A	CIPHER	DECRYPT	CBC
	KTVC1			B	CIPHER	ENCRYPT	
PIN encryption (offset 2 = X'0003')	KTVP1	A→B (offset 15 = X'01')	AES	A	PINPROT	ENCRYPT	CBC
	KTVP2			B	PINPROT	DECRYPT	
	KTVP2	A←B (offset 15 = X'10')	AES	A	PINPROT	DECRYPT	CBC
	KTVP1			B	PINPROT	ENCRYPT	
Key wrapping (offset 2 = X'0004')	KTVW1	A→B (offset 15 = X'01')	AES	A	EXPORTER	EXPTT31D	N/A
	KTVW2			B	IMPORTER	IMPTT31D	
	KTVW2	A←B (KTV offset 15 = X'10')	AES	A	IMPORTER	IMPTT31D	N/A
	KTVW1			B	EXPORTER	EXPTT31D	

Chapter 24. PIN formats and algorithms

Personal identification number (PIN) notation, PIN block formats, PIN extraction rules, and PIN algorithms.

For PIN calculation procedures, see *IBM Common Cryptographic Architecture: Cryptographic Application Programming Interface Reference*.

PIN notation

The content of PIN blocks are assigned a letter that represents the content.

The following notations describe the contents of PIN blocks:

P =

A 4-bit decimal digit that is one digit of the PIN value.

C =

A 4-bit hexadecimal control value. The valid values are X'0', X'1', and X'2'.

L =

A 4-bit hexadecimal value that specifies the number of PIN digits. This value is in the range 4 - 12.

F =

A 4-bit field delimiter of value X'F'.

f =

A 4-bit delimiter filler that is either P or F, depending on the length of the PIN.

D =

A 4-bit decimal padding value. All pad digits in the PIN block have the same value.

X =

A 4-bit hexadecimal padding value. All pad digits in the PIN block have the same value.

x =

A 4-bit hexadecimal filler that is either P or X, depending on the length of the PIN.

R =

A 4-bit hexadecimal random digit. The sequence of R digits can each take a different value.

r =

A 4-bit random filler that is either P or R, depending on the length of the PIN.

Z =

A 4-bit hexadecimal zero (X'0').

z =

A 4-bit zero filler that is either P or Z, depending on the length of the PIN.

S =

A 4-bit hexadecimal digit that constitutes one digit of a sequence number.

U =

A 4-bit decimal digit that constitutes one digit of a user-specified constant.

A =

A 4-bit decimal digit that constitutes one digit of a user-specified constant.

a =

A 4-bit value that is either P or A, depending on the length of the PIN.

PIN block formats

All PIN block formats have a code assigned to them.

ANSI X9.8

This format is also named ISO format 0, VISA format 1, VISA format 4, and ECI format 1.

```
P1 = CLPPPPfffffffffffF
P2 = ZZZZAAAAAAAAAAAA
PIN Block = P1 XOR P2
where C = X'0'
      L = X'4' to X'C'
```

Programming Note: The rightmost 12 digits (excluding the check digit) in P2 are the rightmost 12 digits of the account number for all formats except VISA format 4. For VISA format 4, the rightmost 12 digits (excluding the check digit) in P2 are the leftmost 12 digits of the account number.

ISO Format 1

Example code for ISO Format 1.

This format is also named ECI format 4.

```
PIN Block = CLPPPPrrrrrrrrrrRR
where C = X'1'
      L = X'4' to X'C'
```

ISO Format 2

Example code for ISO Format 2.

```
PIN Block = CLPPPPfffffffffffF
where C = X'2'
      L = X'4' to X'C'
```

ISO Format 3

The formats of the intermediate PIN-block, the PAN block, and the ISO-3 PIN-block.

An ISO-3 PIN-block format is equivalent to the ANSI X9.8, VISA-1, and ECI-1 PIN-block formats in length. A PIN that is longer than 12 digits is truncated on the right.

1	2	3	4	5	6	7	8	9	10	11	12	13	14	15	16
3	L	P	P	P	P	P/R	P/R	P/R	P/R	P/R	P/R	P/R	P/R	R	R

Intermediate PIN-Block = IPB

0	0	0	0	PAN	PAN	PAN	PAN	PAN	PAN	PAN	PAN	PAN	PAN	PAN	PAN
---	---	---	---	-----	-----	-----	-----	-----	-----	-----	-----	-----	-----	-----	-----

PAN Block

3	L	P	P	P	P	P/R	P/R	P/R	P/R	P/R	P/R	P/R	P/R	R	R
				XOR	XOR	XOR	XOR	XOR	XOR	XOR	XOR	XOR	XOR	XOR	XOR
				PAN	PAN	PAN	PAN	PAN	PAN	PAN	PAN	PAN	PAN	PAN	PAN

PIN Block = IPB XOR PAN Block

Figure 43. ISO-3 PIN-block format

where:

3

Is the value X'3' for ISO-3.

L

Is the length of the PIN, which is a 4-bit value from X'4' - X'C'.

P

Is a PIN digit, which is a 4-bit value from X'0' - X'9'. The values of the PIN digits are independent.

P/R

Is a PIN digit or pad value. A PIN digit has a 4-bit value from X'0' - X'9'. A pad value has a random 4-bit value of X'A' - X'F'. The number of pad values in the intermediate PIN block (IPB) is from 2 - 10.

R

Is the random value X'A' - X'F' for the pad value.

PAN

Is twelve 4-bit digits that represent one of the following:

- The rightmost 12 digits of the primary account-number (excluding the check digit) if the format of the PIN block is ISO-3, ANSI X9.8, VISA-1, or ECI-1.
- The leftmost 12 digits of the primary account-number (excluding the check digit) if the format of the PIN block is VISA-4.

Each PAN digit has a value from X'0' - X'9'.

The PIN block is the result of XORing the 64-bit IPB with the 64-bit PAN block.

Example:

```
L = 6, PIN = 123456, Personal Account Number = 111222333444555
36123456AFBECDDC : IPB
0000222333444555 : PAN block for ISO-3 (ANSI X9.8, VISA-1, ECI-1) format
361216759CFA8889 : PIN block for ISO-3 (ANSI X9.8, VISA-1, ECI-1) format
```

ISO Format 4

Example code for ISO Format 2.

This block is 16 bytes long.

```
PIN Block = CLPPPaaaaaaaaAARRRRRRRRRRRRRRRR
```

```
where C = X'4'  
L = X'4' to X'C'
```

Visa Format 2

Example code for Visa Format 2.

```
PIN Block = LPPPzDDDDDDDD
```

```
where L = X'4' to X'6'
```

Visa Format 3

Example code for Visa Format 3.

This format specifies that the PIN length can be in the range of 4 - 12 digits. The PIN starts from the leftmost digit and ends by the delimiter ('F'), and the remaining digits are padding digits.

An example of a 6-digit PIN:

```
PIN Block = PFFFFFFXXXXXXXX
```

IBM 4700 Encrypting PINPAD Format

Example code for IBM 4700 Encrypting PINPAD Format. This format uses the value X'F' as the delimiter for the PIN.

```
PIN Block = LPPPffffffFSS
```

```
where L = X'4' to X'C'
```

IBM 3624 Format

This format requires the program to specify the delimiter, X, for determining the PIN length.

```
PIN Block = PPPPxxxxxxxxXXXX
```

IBM 3621 Format

This format requires the program to specify the delimiter, X, for determining the PIN length.

```
PIN Block = SSSPPPPxxxxxxxx
```

ECI Format 2

This format defines the PIN to be 4 digits.

```
PIN Block = PPPRRRRRRRRRRRR
```

ECI Format 3

Example code for ECI Format 3.

```
PIN Block = LPPPzRRRRRRRR
```

```
where L = X'4' to X'6'
```

PIN extraction rules

There are PIN extraction rules for the Encrypted PIN Verify and Encrypted PIN Translate verbs.

Encrypted PIN Verify verb

This verb extracts the customer-entered PIN from the input PIN block.

It extracts the PIN according to the following rules:

- If the input PIN block format is ANSI X9.8, ISO format 0, VISA format 1, VISA format 4, ECI format 1, ISO format 1, ISO format 2, ISO format 3, ISO format 4, VISA format 2, IBM Encrypting PINPAD format, or ECI format 3, the verb extracts the PIN according to the length specified in the PIN block.
- If the input PIN block format is VISA format 3, the specified delimiter (padding) determines the PIN length. The search starts at the leftmost digit in the PIN block. If the input PIN block format is 3624, the specification of a PIN extraction method for the 3624 is supported through *rule_array* keywords. If no PIN extraction method is specified in the *rule_array*, the specified delimiter (padding) determines the PIN length.
- If the input PIN block format is 3621, the specification of a PIN extraction method for the 3621 is supported through *rule_array* keywords. If no PIN extraction method is specified in the *rule_array*, the specified delimiter (padding) determines the PIN length.
- If the input PIN block format is ECI format 2, the PIN is the leftmost 4 digits.

For the VISA algorithm, if the extracted PIN length is less than 4, the verb sets a reason code that indicates verification failed. If the length is greater than or equal to 4, the verb uses the leftmost 4 digits as the referenced PIN.

For the IBM German Banking Pool algorithm, if the extracted PIN length is not 4, the verb sets a reason code that indicates verification failed.

For the IBM 3624 algorithm, if the extracted PIN length is less than the PIN check length, the verb sets a reason code that indicates verification failed.

Clear PIN Generate Alternate verb

This verb extracts the customer-entered PIN from the input PIN block.

It extracts the PIN from the input PIN block according to the following rules:

- This verb supports the specification of a PIN extraction method for the 3624 and 3621 PIN block formats through the use of the *rule_array* keyword. The *rule_array* points to an array of one or two 8-byte elements. The first element in the *rule_array* specifies the PIN calculation method. The second element in the *rule_array* (if specified) indicates the PIN extraction method. Refer to the “Clear PIN Generate Alternate (CSNBCPA)” on page 576 for an explanation of PIN extraction method keywords.

Encrypted PIN Translate verb

This verb extracts the customer-entered PIN from the input PIN block.

It extracts the PIN from the input PIN block according to the following rules:

- If the input PIN block format is ANSI X9.8, ISO format 0, VISA format 1, VISA format 4, ECI format 1, ISO format 1, ISO format 2, ISO format 3, ISO format 4, VISA format 2, IBM Encrypting PINPAD format, or ECI format 3 and, if the specified PIN length is less than 4, the verb sets a reason code to reject the operation. If the specified PIN length is greater than 12, the operation proceeds to normal completion with unpredictable contents in the output PIN block. Otherwise, the verb extracts the PIN according to the specified length.
- If the input PIN block format is VISA format 3, the specified delimiter (padding) determines the PIN length. The search starts at the leftmost digit in the PIN block. If the input PIN block format is 3624, the specification of a PIN extraction method for the 3624 is supported through *rule_array* keywords. If no

PIN extraction method is specified in the *rule_array*, the specified delimiter (padding) determines the PIN length.

- If the input PIN block format is 3621, the specification of a PIN extraction method for the 3621 is supported through *rule_array* keywords. If no PIN extraction method is specified in the *rule_array*, the specified delimiter (padding) determines the PIN length.
- If the input block format is ECI format 2, the PIN is always the leftmost 4 digits.

If the maximum PIN length allowed by the output PIN block is shorter than the extracted PIN, only the leftmost digits of the extracted PIN that form the allowable maximum length are placed in the output PIN block. The PIN length field in the output PIN block, if it exists, specifies the allowable maximum length.

PIN Change/Unblock verb

The PIN Block calculation PIN Change/Unblock.

1. Form three 8-byte, 16-digit blocks, -1, -2, and -3, and set all digits to X'0'.
2. Replace the rightmost four bytes of block-1 with the authentication code described in the previous section.
3. Set the second digit of block-2 to the length of the new PIN (4 to 12), followed by the new PIN, and padded to the right with X'F'.
4. Include any current PIN by placing it into the leftmost digits of block-3.
5. Exclusive-OR blocks -1, -2, and -3 to form the 8-byte PIN block.
6. Pad the PIN block with other portions of the message for the smart card:
 - prepend X'08'
 - append X'80'
 - append an additional six bytes of X'00'.

The resulting message is ECB-mode triple-encrypted with an appropriate session key.

IBM PIN algorithms

There are several PIN algorithms, including the IBM PIN generation algorithms, IBM PIN offset generation algorithm, and IBM PIN verification algorithms.

3624 PIN generation algorithm

This algorithm generates an n-digit PIN based on account-related data or person-related data, namely the validation data. The assigned PIN length parameter specifies the length of the generated PIN.

The algorithm requires the following input parameters:

- A 64-bit validation data
- A 64-bit decimalization table
- A 4-bit assigned PIN length
- A 128-bit PIN-generation key

The service uses the PIN generation key to encipher the validation data. Each digit of the enciphered validation data is replaced by the digit in the decimalization table whose displacement from the leftmost digit of the table is the same as the value of the digit of the enciphered validation data. The result is an intermediate PIN. The leftmost n digits of the intermediate PIN are the generated PIN, where n is specified by the assigned PIN length.

[Figure 44 on page 1225](#) illustrates the 3624 PIN generation algorithm.

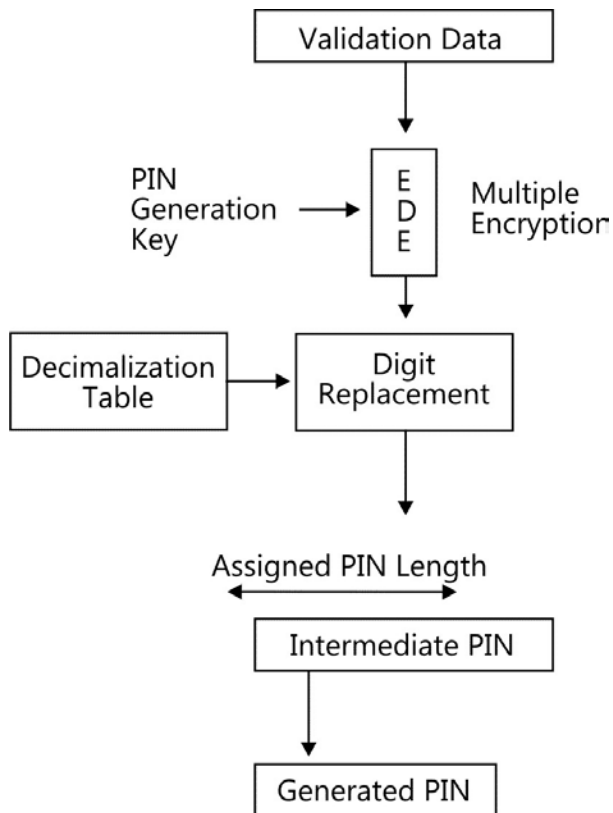


Figure 44. 3624 PIN generation algorithm

German Banking Pool PIN Generation algorithm

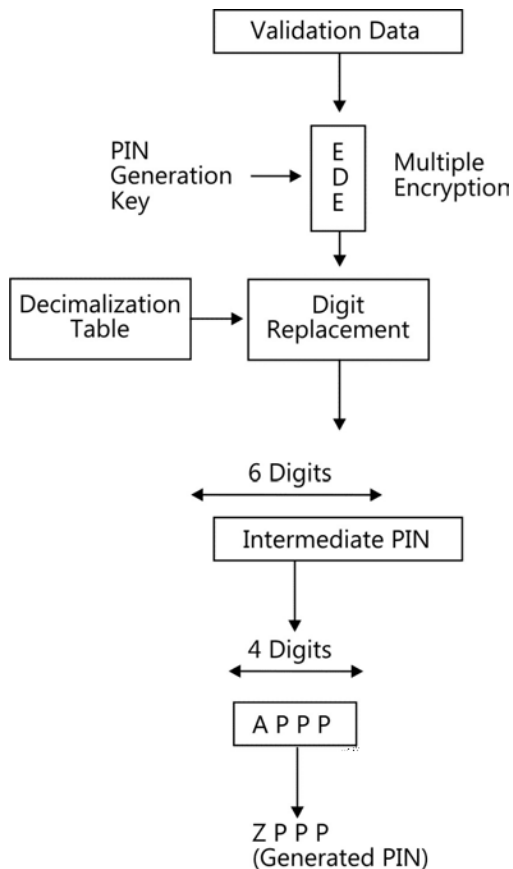
This algorithm generates a 4-digit PIN based on account-related data or person-related data, namely the validation data.

The algorithm requires the following input parameters:

- A 64-bit validation data
- A 64-bit decimalization table
- A 128-bit PIN-generation key

The validation data is enciphered using the PIN generation key. Each digit of the enciphered validation data is replaced by the digit in the decimalization table whose displacement from the leftmost digit of the table is the same as the value of the digit of enciphered validation data. The result is an intermediate PIN. The rightmost 4 digits of the leftmost 6 digits of the intermediate PIN are extracted. The leftmost digit of the extracted 4 digits is checked for zero. If the digit is zero, the digit is changed to one; otherwise, the digit remains unchanged. The resulting four digits is the generated PIN.

Figure 45 on page 1226 illustrates the German Banking Pool (GBP) PIN generation algorithm.



If A = 0, then Z = 1; otherwise, Z = A.

Figure 45. GBP PIN generation algorithm

PIN offset generation algorithm

To allow the customer to select his own PIN, a PIN offset is used by the IBM 3624 and GBP PIN generation algorithms to relate the customer-selected PIN to the generated PIN.

The PIN offset generation algorithm requires two parameters in addition to those used in the 3624 PIN generation algorithm. They are a customer-selected PIN and a 4-bit PIN check length. The length of the customer-selected PIN is equal to the assigned-PIN length, n.

The “3624 PIN generation algorithm” on page 1224 is performed. The offset data value is the result of subtracting (modulo 10) the leftmost n digits of the intermediate PIN from the customer-selected PIN. The modulo 10 subtraction ignores borrows. The rightmost m digits of the offset data form the PIN offset, where m is specified by the PIN check length. Note that n cannot be less than m. To generate a PIN offset for a GBP PIN, m is set to 4 and n is set to 6.

Figure 46 on page 1227 illustrates the PIN offset generation algorithm.

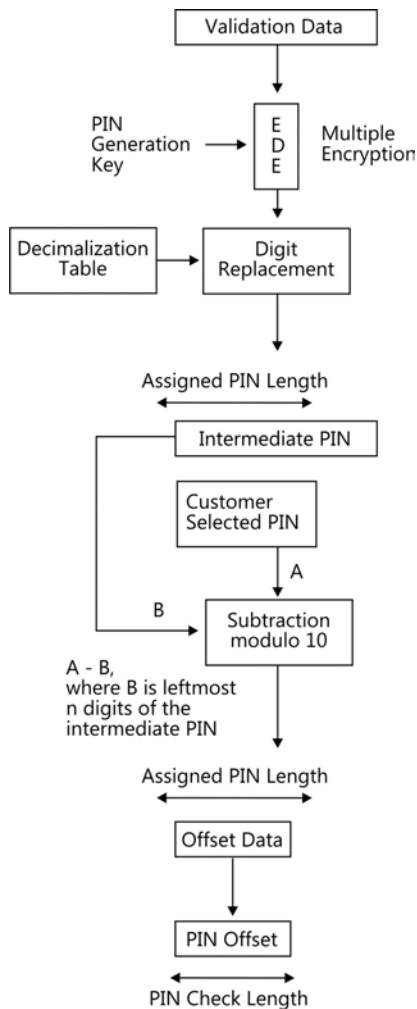


Figure 46. PIN-Offset generation algorithm

3624 PIN verification algorithm

This algorithm generates an intermediate PIN based on the specified validation data. A part of the intermediate PIN is adjusted by adding an offset data. A part of the result is compared with the corresponding part of the customer-entered PIN.

The algorithm requires the following input parameters:

- A 64-bit validation data
- A 64-bit decimalization table
- A 128-bit PIN-verification key
- A 4-bit PIN check length
- An offset data
- A customer-entered PIN

The rightmost m digits of the offset data form the PIN offset, where m is the PIN check length.

1. The validation data is enciphered using the PIN verification key. Each digit of the enciphered validation data is replaced by the digit in the decimalization table whose displacement from the leftmost digit of the table is the same as the value of the digit of enciphered validation data.
2. The leftmost n digits of the result is added (modulo 10) to the offset data value, where n is the length of the customer-entered PIN. The modulo 10 addition ignores carries.

- The rightmost m digits of the result of the addition operation form the PIN check number. The PIN check number is compared with the rightmost m digits of the customer-entered PIN. If they match, PIN verification is successful; otherwise, verification is unsuccessful.

When a nonzero PIN offset is used, the length of the customer-entered PIN is equal to the assigned PIN length.

Figure 47 on page 1228 illustrates the PIN verification algorithm.

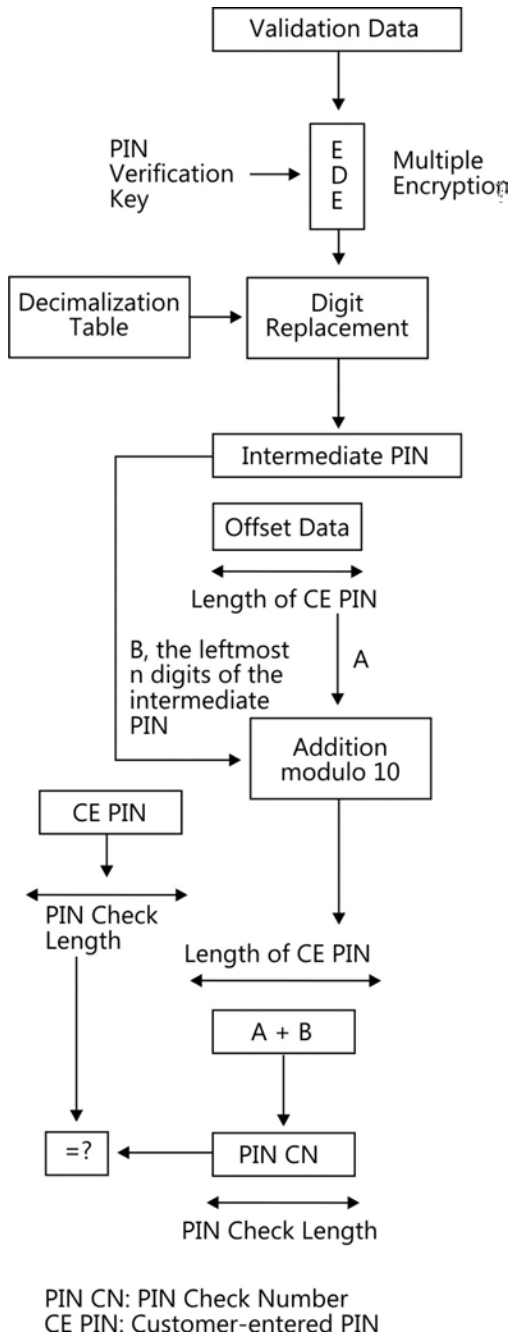


Figure 47. PIN verification algorithm

German Banking Pool PIN Verification algorithm

This algorithm generates an intermediate PIN based on the specified validation data.

A part of the intermediate PIN is adjusted by adding an offset data. A part of the result is extracted. The extracted value might or might not be modified before it compares with the customer-entered PIN.

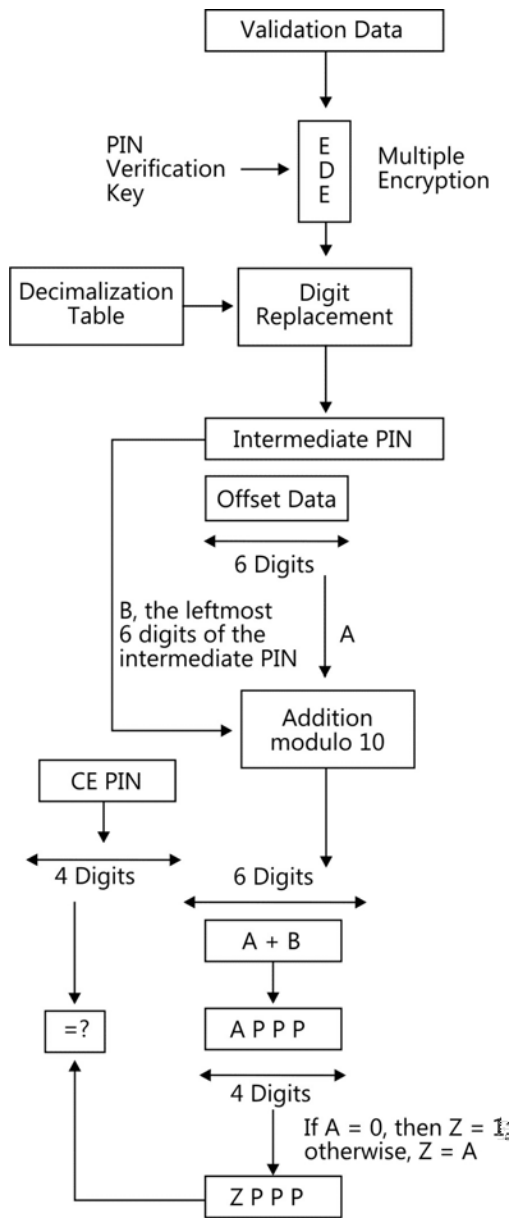
The algorithm requires the following input parameters:

- A 64-bit validation data
- A 64-bit decimalization table
- A 128-bit PIN verification key
- An offset data
- A customer-entered PIN

The rightmost 4 digits of the offset data form the PIN offset.

1. The validation data is enciphered using the PIN verification key. Each digit of the enciphered validation data is replaced by the digit in the decimalization table whose displacement from the leftmost digit of the table is the same as the value of the digit of enciphered validation data.
2. The leftmost 6 digits of the result is added (modulo 10) to the offset data. The modulo 10 addition ignores carries.
3. The rightmost 4 digits of the result of the addition (modulo 10) are extracted.
4. The leftmost digit of the extracted value is checked for zero. If the digit is zero, the digit is set to one; otherwise, the digit remains unchanged. The resulting four digits are compared with the customer-entered PIN. If they match, PIN verification is successful; otherwise, verification is unsuccessful.

[Figure 48 on page 1230](#) illustrates the GBP PIN verification algorithm.



CE PIN: Customer-entered PIN

Figure 48. GBP PIN verification algorithm

VISA PIN algorithms

The VISA PIN verification algorithm performs a multiple encipherment of a value, called the transformed security parameter (TSP), and an extraction of a 4-digit PIN verification value (PVV) from the ciphertext.

The calculated PVV is compared with the referenced PVV and stored on the plastic card or data base. If they match, verification is successful.

PVV Generation algorithm

The algorithm generates a 4-digit PIN verification value (PVV) based on the transformed security parameter (TSP).

The algorithm requires the following input parameters:

- A 64-bit TSP

- A 128-bit PVV generation key
 1. A multiple encipherment of the TSP using the double-length PVV generation key is performed.
 2. The ciphertext is scanned from left to right. Decimal digits are selected during the scan until four decimal digits are found. Each selected digit is placed from left to right according to the order of selection. If four decimal digits are found, those digits are the PVV.
 3. If, at the end of the first scan, less than four decimal digits have been selected, a second scan is performed from left to right. During the second scan, all decimal digits are skipped and only non-decimal digits can be processed. Non-decimal digits are converted to decimal digits by subtracting 10. The process proceeds until four digits of PVV are found.

Figure 49 on page 1231 illustrates the PVV generation algorithm.

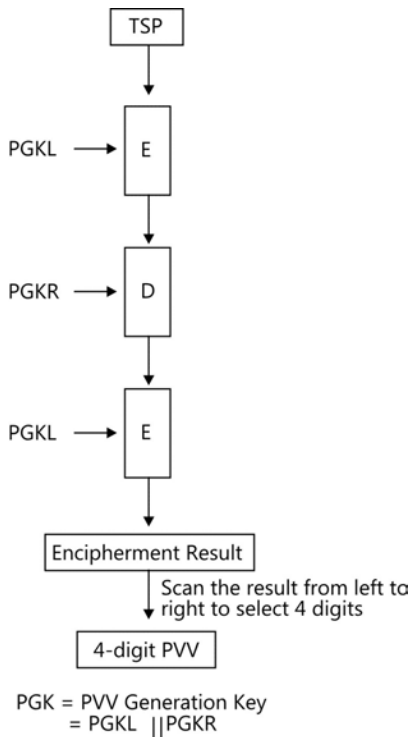


Figure 49. PVV generation algorithm

Programming Note: For VISA PVV algorithms, the leftmost 11 digits of the TSP are the personal account number (PAN), the leftmost 12th digit is a key table index to select the PVV generation key, and the rightmost 4 digits are the PIN. The key table index should have a value in the range 1 - 6.

PVV Verification algorithm

The PVV verification algorithm requires specific parameters.

The algorithm requires the following input parameters:

- A 64-bit TSP
- A 16-bit referenced PVV
- A 128-bit PVV verification key

A PVV is generated using the PVV generation algorithm, except a PVV verification key rather than a PVV generation key is used. The generated PVV is compared with the referenced PVV. If they match, verification is successful.

Interbank PIN Generation algorithm

A description of the Interbank PIN calculation method.

The Interbank PIN calculation method consists of the following steps:

1. Let X denote the *transaction_security* parameter element converted to an array of 16 4-bit numeric values. This parameter consists of (in the following sequence) the 11 rightmost digits of the customer PAN (excluding the check digit), a constant of 6, a 1-digit key indicator, and a 3-digit validation field.
2. Encrypt X with the double-length PINGEN (or PINVER) key to get 16 hexadecimal digits (64 bits).
3. Perform decimalization on the result of the previous step by scanning the 16 hexadecimal digits from left to right, skipping any digit greater than $X'9'$ until 4 decimal digits (for example, digits that have values from $X'0'$ - $X'9'$) are found.

If all digits are scanned but 4 decimal digits are not found, repeat the scanning process, skipping all digits that are $X'9'$ or less and selecting the digits that are greater than $X'9'$. Subtract 10 ($X'A'$) from each digit selected in this scan.

If the 4 digits that were found are all zeros, replace the 4 digits with 0100.

4. Concatenate and use the resulting digits for the Interbank PIN. The 4-digit PIN consists of the decimal digits in the sequence in which they are found.

Chapter 25. Cryptographic algorithms and processes

CCA algorithms and processes include key verification algorithms, data-encryption processes, as well as key format and encryption processes.

These processing details are described for these aspects:

- [“Cryptographic key-verification techniques” on page 1233](#)
- [“Modification Detection Code calculation” on page 1236](#)
- [“CIPHERING methods” on page 1238](#)
- [“MAC calculation methods” on page 1246](#)
- [“RSA key-pair generation” on page 1247](#)
- [“Multiple decipherment and encipherment” on page 1248](#)
- [“PKA92 key format and encryption process” on page 1254](#)
- [“Formatting hashes and keys in public-key cryptography” on page 1255](#)

Cryptographic key-verification techniques

The key-verification implementations described in this document employ several mechanisms for assuring the integrity and value of the key.

Information is presented about these topics:

- [“Master-key verification algorithms” on page 1233](#)
- [“CCA DES-key verification algorithm” on page 1235](#)
- [“Encrypt zeros AES-key verification algorithm” on page 1235](#)
- [“Encrypt zeros DES-key verification algorithm” on page 1235](#)

Master-key verification algorithms

The CEX*C implementations employ triple-length DES and PKA master keys (three DES keys) that are internally represented in 24 bytes (168 bits).

Beginning with Release 4.1.0, the CEX*C employs an APKA master key represented in 32 bytes (256 bits). Verification patterns on the contents of the new, current, and old master-key registers can be generated and verified when the selected register is not in the empty state. For the AES master key, the SHA-256 verification method is used.

The CEX*C employ several verification pattern generation methods.

SHA-1 based master-key verification method

A SHA-1 hash algorithm is calculated on the quantity X'01' prepended to the 24-byte register contents.

The resulting 20-byte hash value is used in the following ways:

- The Key Test and Key Test2 verbs use the first eight bytes of the 20-byte hash value as the random_number variable, and uses the second eight bytes as the verification_pattern.
- A SHA-1 based master-key verification pattern stored in a two-byte or an eight-byte master-key verification pattern field in a key token consists of the first two or the first eight bytes of the calculated SHA-1 value, respectively.

z/OS-based master-key verification method

When the first and third portions of the symmetric master key have the same value, the master key is effectively a double-length DES key.

In this case, the master-key verification pattern (MKVP) is based on this algorithm:

- $C = X'4545454545454545'$
- $IR = MK_{\text{first-part}} \text{ XOR } e_C(MK_{\text{first-part}})$
- $MKVP = MK_{\text{second-part}} \text{ XOR } e_{IR}(MK_{\text{second-part}})$

where:

- $e_x(Y)$ is the DES encoding of Y using x as a key
- XOR means bitwise exclusive OR

Version X'00' internal CCA DES key tokens use this eight-byte master-key verification pattern.

SHA-256 based master-key verification method

A SHA-256 hash algorithm is calculated on the quantity X'01' prep-ended to the 24-byte register contents.

For AES, there will be verification patterns for both the AES master key and for AES operational keys that are used to encipher or decipher data. The verification pattern on the master key is called the MKVP. The verification pattern on operational keys is referred to as a key-verification pattern (KVP).

Both the MKVP and KVP for AES will use the same algorithm. Both will be computed with the following process.

1. Compute the SHA-256 hash of the string formed by prepending the byte X'01' to the cleartext key value.
2. Take the leftmost eight bytes of the hash as the verification pattern.

This value is truncated to eight bytes because this is the length allocated for the verification in several CCA structures and APIs. For example, the AES key token has eight bytes for the MKVP, and the Key Test and Key Test2 verbs have an eight-byte parameter for the verification pattern.

Asymmetric master key MDC-based verification method

The verification pattern for the asymmetric master keys is based on hashing the value of the master-key using the MDC-4 hashing algorithm.

The master key is not parity adjusted.

The RSA private key sections X'06' and X'08' use this 16-byte master-key version number.

Key-token verification patterns

These verification pattern techniques are used in the several types of CCA key tokens.

The techniques are:

- AES and ECC key tokens: leftmost 8 bytes of SHA-256 hash of the string formed by pre-pending X'01' to the cleartext key value.
- DES key tokens:
 - Triple-length master key, key token version X'00': leftmost 8 bytes of SHA-1 hash
 - Triple-length master key, key token version X'03': leftmost 2 bytes of SHA-1 hash
 - Double-length master key, key token version X'00': leftmost 8 bytes of z/OS hash
 - Double-length master key, key token version X'03': leftmost 2 bytes of SHA-1 hash
- RSA key tokens:

- Private-key section types X'06' and X'08': 16-byte MDC-4 value
- Private-key section types X'02' and X'05': leftmost 2 bytes of SHA-1 hash
- Trusted blocks: 16-byte MDC-4 value

CCA DES-key verification algorithm

The cryptographic engines provide a method for verifying the value of a DES cryptographic key or key part without revealing information about the value of the key or key part.

The CCA verification method first creates a random number. A one-way cryptographic function combines the random number with the key or key part. The verification method returns the result of this one-way cryptographic function (the *verification pattern*) and the random number.

Note: A one-way cryptographic function is a function in which it is easy to compute the output from a given input, but it is not computationally feasible to compute the input given an output.

For information about how you can use an application program to invoke this verification method, see “Key Test (CSNBKYT)” on page 283.

The CCA DES key verification algorithm does the following:

1. Sets $KKR' = KKR \text{ XOR } RN$
2. Sets $K1 = X'4545454545454545'$
3. Sets $X1 = \text{DES encoding of } KKL \text{ using key } K1$
4. Sets $K2 = X1 \text{ XOR } KKL$
5. Sets $X2 = \text{DES encoding of } KKR' \text{ using key } K2$
6. Sets $VP = X2 \text{ XOR } KKR'$

where:

RN

Is the random number generated or provided

KKL

Is the value of the single-length key, or is the left half of the double-length key

KKR

Is $XL8'00'$ if the key is a single-length key, or is the value of the right half of the double-length key

VP

Is the verification pattern

Encrypt zeros AES-key verification algorithm

The cryptographic engine provides a method for verifying the value of an AES cryptographic key or key part without revealing information about the value of the key or key part.

In this method, the AES key data encryption algorithm encodes a 128-bit value that is all zero bits. The leftmost 32 bits of the result are compared to the trial input value or returned from the Key Test2 verb in an 8-byte variable that is padded with bits valued to zero.

Encrypt zeros DES-key verification algorithm

The cryptographic engine provides a method for verifying the value of a DES cryptographic key or key part without revealing information about the value of the key or key part.

In this method the single-length or double-length key DEA encodes a 64-bit value that is all zero bits. The leftmost 32 bits of the result are compared to the trial input value or returned from the Key Test and Key Test2 verbs.

For a single-length key, the key DEA encodes an 8-byte, all-zero-bits value.

For a double-length key, the key DEA triple-encodes an 8-byte, all-zero-bits value. The left half (high-order half) key encodes the zero-bit value, this result is DEA decoded by the right key half, and that result is DEA encoded by the left key half.

SHAVP1 algorithm

This algorithm is used by the Key Test2 callable service to generate and verify the verification pattern.

```
VP = Trunc128( SHA256( KA || KT || KL || K ))
```

where:

VP

Is the 128-bit verification pattern

TruncN(x)

Is truncation of the string *x* to the left most N bits

SHA256(x)

is the SHA-256 hash of the string *x*

KA

Is the one-byte CCA variable-length key token constant for the algorithm of key (HMAC X'03')

KT

Is the two-byte CCA variable-length key token constant for the type of key (MAC X'0002')

KL

Is the two-byte bit length of the clear key value

K

Is the clear key value left-aligned and padded on the right with binary zeros to byte boundary

||

Is string concatenation

Modification Detection Code calculation

The Modification Detection Code (MDC) calculation method defines a one-way cryptographic function.

A one-way cryptographic function is a function in which it is easy to compute the input into output (a digest) but very difficult to compute the output into input. MDC uses DES encryption only and a default key of X'5252 5252 5252 5252 2525 2525 2525 2525'.

The MDC Generate verb supports four versions of the MDC calculation method that you specify by using one of the keywords shown in [Table 367 on page 1236](#). All versions use the MDC-1 calculation.

<i>Table 367. Versions of the MDC calculation method</i>	
Keyword	Version of the MDC calculation
MDC-2, PADMDC-2	Specifies two encipherments for each 8-byte input data block. These versions use the MDC-2 calculation procedure described in Table 368 on page 1237 .
MDC-4, PADMDC-4	Specifies four encipherments for each 8-byte input data block. These versions use the MDC-4 calculation procedure described in Table 368 on page 1237 .

When the keywords PADMDC-2 and PADMDC-4 are used, the supplied text is always padded as follows:

- If the total supplied text is less than 16 bytes in length, pad bytes are appended to make the text length equal to 16 bytes. A length of zero is allowed.
- If the total supplied text is a minimum of 16 bytes in length, pad bytes are appended to make the text length equal to the next-higher multiple of eight bytes. One or more pad bytes are always added.

- All appended pad bytes, other than the last pad byte, are set to X'FF'.
- The last pad byte is set to a binary value equal to the count of all appended pad bytes (X'01' - X'10').

Use the resulting pad text in the [Table 368 on page 1237](#). The MDC Generate verb uses these MDC calculation methods. See [“MDC Generate \(CSNBMDG\)” on page 504](#) for more information.

<i>Table 368. MDC calculation procedures</i>	
Calculation	Procedure
MDC-1	<pre> MDC-1(KD1, KD2, IN1, IN2, OUT1, OUT2); Set KD1mod := set KD1 bit 1 to B'1' and bit 2 to B'0' (bits 0-7) Set KD2mod := set KD2 bit 1 to B'0' and bit 2 to B'1' (bits 0-7) Set F1 := IN1 XOR eKD1mod(IN1) Set F2 := IN2 XOR eKD2mod(IN2) Set OUT1 := (bits 0..31 of F1) (bits 32..63 of F2) Set OUT2 := (bits 0..31 of F2) (bits 32..63 of F1) End procedure </pre>
MDC-2	<pre> MDC-2(n, text, KEY1, KEY2, MDC); For i := 1, 2, ..., n do Call MDC-1(KEY1, KEY2, T8<i>, T8<i>, OUT1, OUT2) Set KEY1 := OUT1 Set KEY2 := OUT2 End do Set output MDC := (KEY1 KEY2) End procedure </pre>
MDC-4	<pre> MDC-4(n, text, KEY1, KEY2, MDC); For i := 1, 2, ..., n do Call MDC-1(KEY1, KEY2, T8<i>, T8<i>, OUT1, OUT2) Set KEY1int := OUT1 Set KEY2int := OUT2 Call MDC-1(KEY1int, KEY2int, KEY2, KEY1, OUT1, OUT2) Set KEY1 := OUT1 Set KEY2 := OUT2 End do Set output MDC := (KEY1 KEY2) End procedure </pre>

Table 368. MDC calculation procedures (continued)

Calculation	Procedure
Notation:	
eK(X)	DES encryption of plaintext X using key K
 	Concatenation operation
XOR	Exclusive-OR operation
:=	Assignment operation
T8<1>	First 8-byte block of text
T8<2>	Second 8-byte block of text
KD1, KD2	64-bit quantities
IN1, IN2	64-bit quantities
OUT1, OUT2	64-bit quantities
n	Number of 8-byte blocks

Ciphering methods

The Data Encryption Standard (DES) algorithm defines operations on 8-byte data strings.

The DES algorithm is used in many different processes within CCA:

- Encrypting and decrypting general data
- Triple-encrypting and triple-decrypting PIN blocks
- Triple-encrypting and triple-decrypting CCA DES keys
- Triple-encrypting and triple-decrypting RSA private keys with several processes
- Deriving keys, hashing data, generating CVV values, and so forth

The Encipher and Decipher verbs describe how you can request encryption or decryption of application data. See the following topic: [“General data-encryption processes”](#) on page 1238 for a description of the two standardized processes you can use.

In CCA, PIN blocks are encrypted with double-length keys. The PIN block is encrypted with the left-half key, for which the result is decrypted with the right-half key and this result is encrypted with the left-half key.

See also [“Triple-DES ciphering algorithms”](#) on page 1242 for more information.

General data-encryption processes

Although the fundamental concepts of enciphering and deciphering data are simple, different methods exist to process data strings that are not a multiple of eight bytes in length.

Two widely used methods for enciphering general data are defined in these ANSI standards:

- ANSI X3.106 cipher block chaining (CBC)

- ANSI X9.23

These methods also differ in how they define the initial chaining value (ICV).

This section describes how the Encipher and Decipher verbs implement these methods.

Single-DES and Triple-DES encryption algorithms for general data

Using the CEX*C, you can use the triple-DES algorithm in addition to the classical single-DES algorithm.

In the subsequent descriptions of the CBC method and ANSI X9.23 method, the actions of the Encipher and Decipher verbs encompass both single-DES and triple-DES algorithms. The triple-DES processes are depicted in Figure 50 on page 1239 where "Left key" and "Right key" refer to the two halves of a double-length DES key.

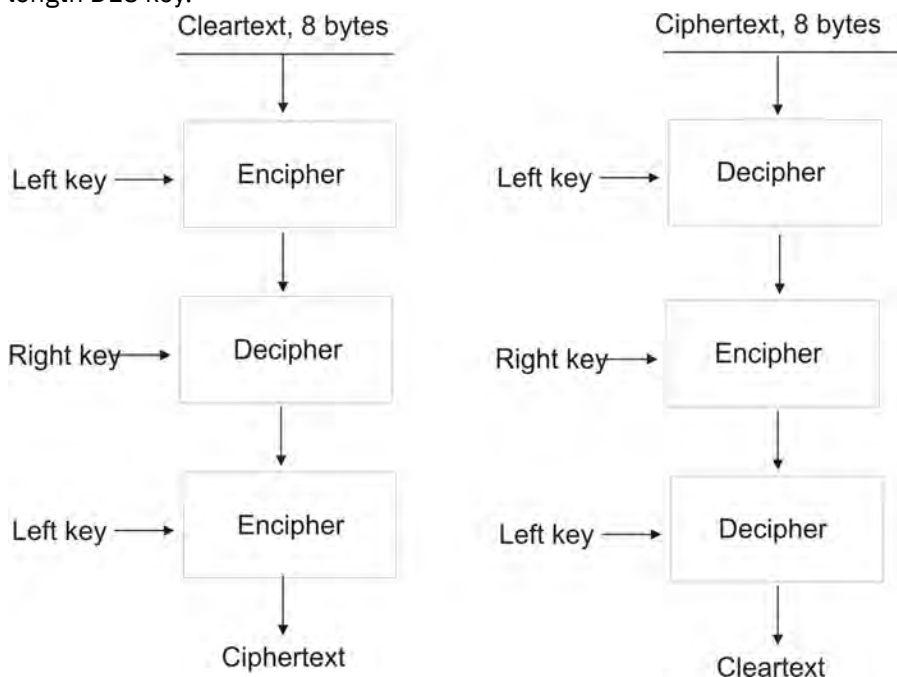


Figure 50. Triple-DES data encryption and decryption

ANSI X3.106 Cipher Block Chaining (CBC) method

ANSI standard X3.106 defines four modes of operation for ciphering, and one of these modes, Cipher Block Chaining (CBC), defines the basic method for ciphering multiple 8-byte data strings.

Figure 51 on page 1240 and Figure 52 on page 1240 show CBC using the Encipher and Decipher verbs. A plaintext data string that must be a multiple of eight bytes is processed as a series of 8-byte blocks. The ciphered result from processing an 8-byte block is XORed with the next block of 8 input bytes. The last 8-byte ciphered result is defined as an output chaining value (OCV). The security server stores the OCV in bytes 0 - 7 of the *chaining_vector* variable.

An ICV is XORed with the first block of eight bytes. When you call the Encipher or Decipher verb, specify the INITIAL or CONTINUE keywords. If you specify the INITIAL keyword, the default, the initialization vector from the verb parameter is XORed with the first eight bytes of data. If you specify the CONTINUE keyword, the OCV identified by the *chaining_vector* parameter is XORed with the first eight bytes of data.

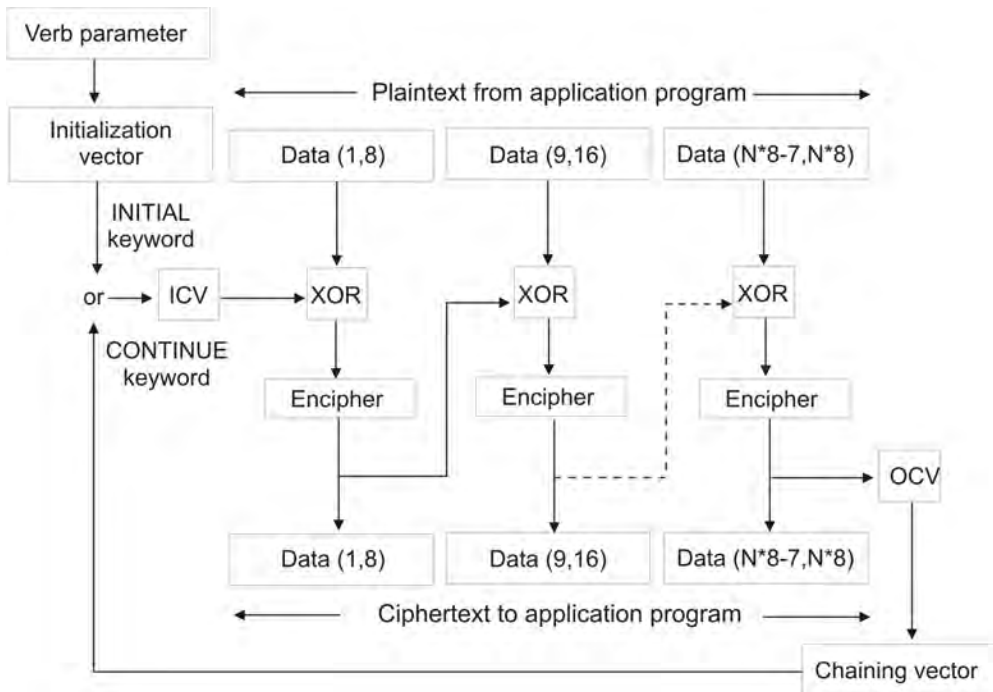


Figure 51. Enciphering using the ANSI X3.106 CBC method

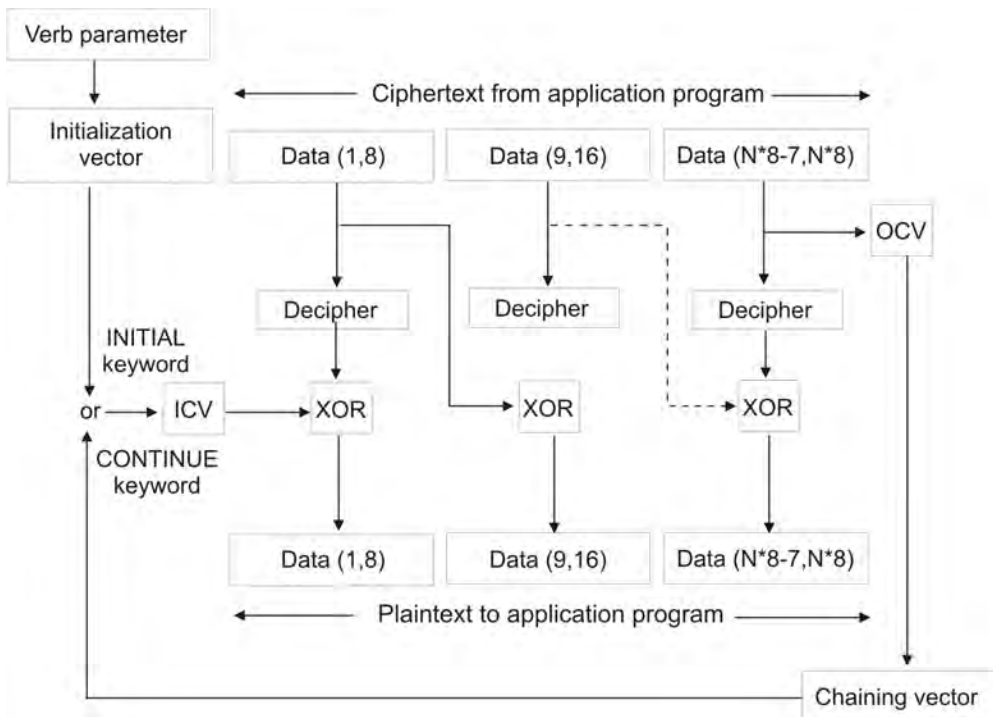


Figure 52. Deciphering using the CBC method

ANSI X9.23 cipher block chaining

ANSI X9.23 defines an enhancement to the basic cipher block chaining (CBC) mode of ANSI X3.106 so that the system can process data with a length that is not an exact multiple of eight bytes.

The ANSI X9.23 method always appends from 1 - 8 bytes to the plaintext before encipherment. The last appended byte is the count of the added bytes and is in the range of X'01' - X'08'. The standard defines that any other added bytes, or pad characters, be random.

When the coprocessor enciphers the plaintext, the resulting ciphertext is always 1 - 8 bytes longer than the plaintext. See Figure 53 on page 1241. This is true even if the length of the plaintext is a multiple of eight bytes. When the coprocessor decipheres the ciphertext, it uses the last byte of the deciphered data as the number of bytes to remove from the end (pad bytes, if any, and count byte). The result is the original plaintext. See Figure 54 on page 1242.

The output chaining vector can be used as feedback with this method in the same way as with the X3.106 method.

The ANSI X9.23 method requires the caller to supply an initialization vector, and it does not allow specification of a pad character.

Note: The ANSI X9.23 standard has been withdrawn, but the X9.23 padding method is retained in CCA for compatibility with applications that rely on this method.

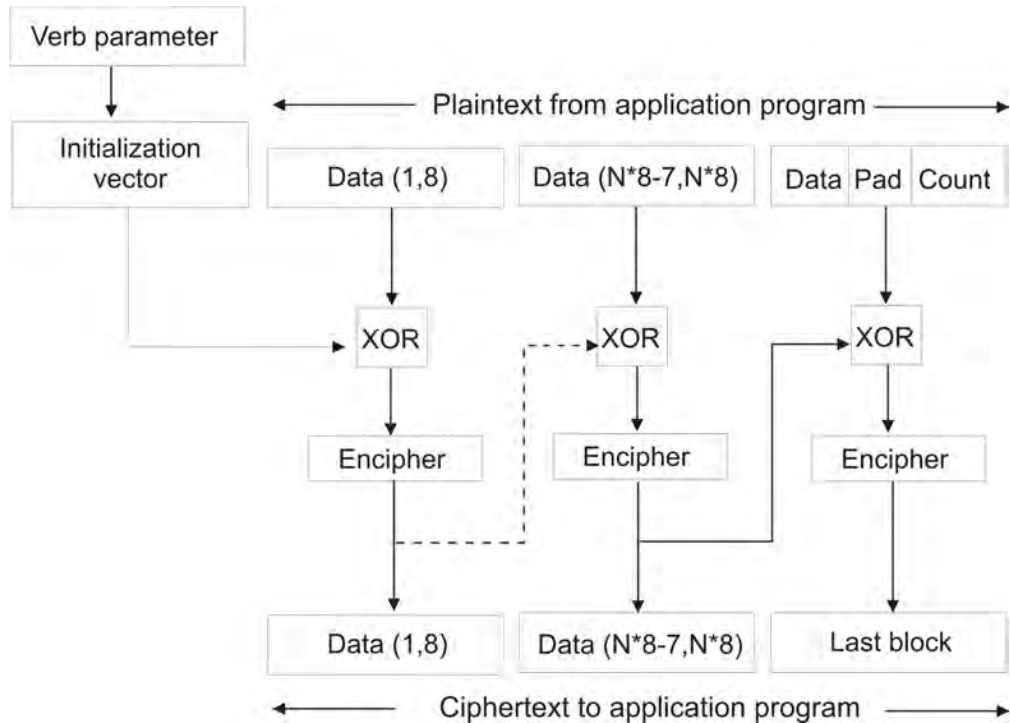


Figure 53. Enciphering using the ANSI X9.23 method

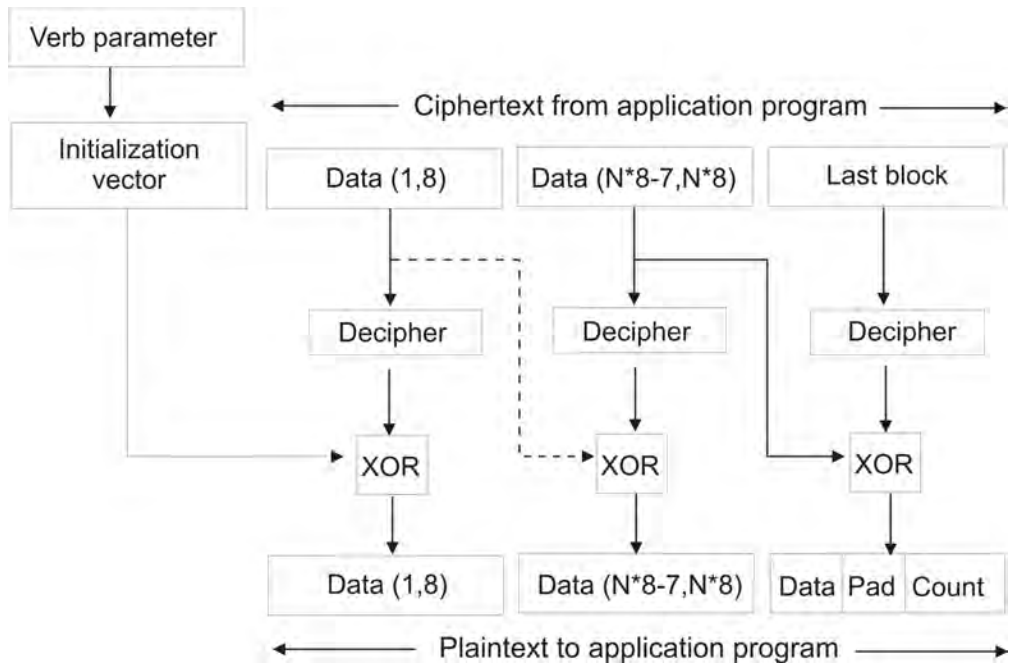


Figure 54. Deciphering using the ANSI X9.23 method

Triple-DES ciphering algorithms

A triple-DES (TDES) algorithm is used to encrypt keys, PIN blocks, and general data.

Several techniques are employed:

TDES ECB

DES keys, when triple encrypted under a double-length DES key, are ciphered using an e-d-e scheme without feedback.

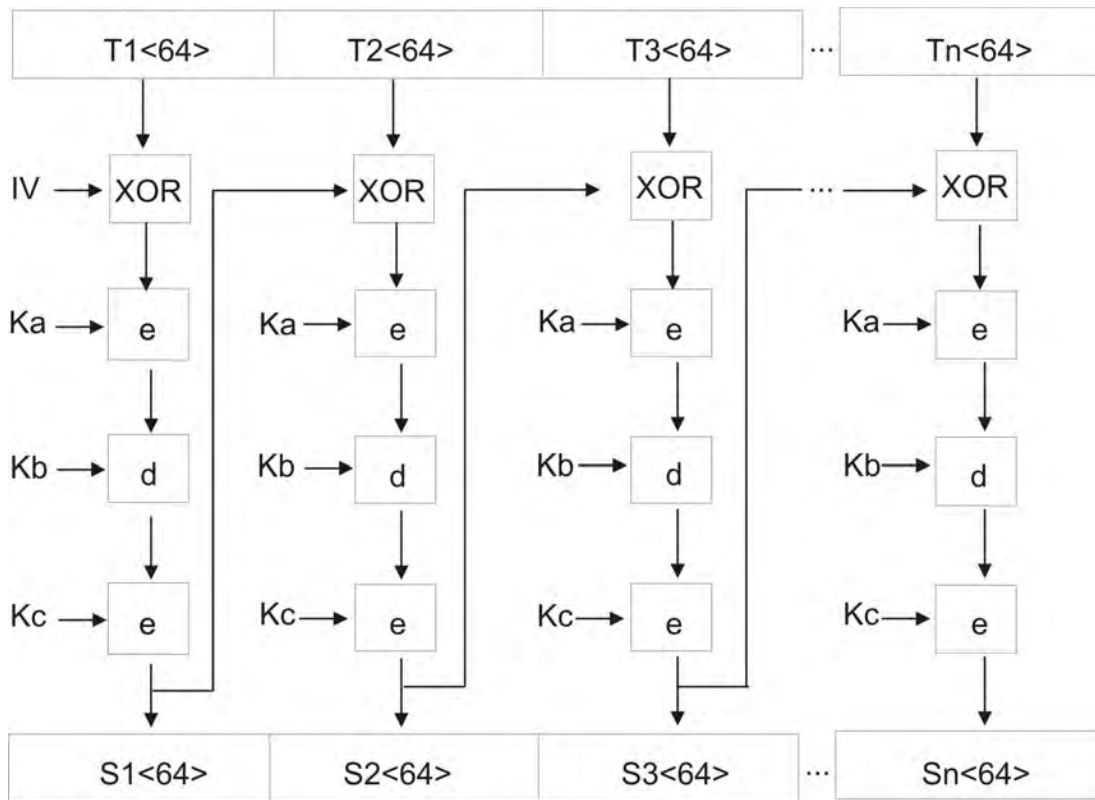
TDES CBC

Encryption of general data, and RSA section type X'08' CRT-format private keys and OPK keys, employs the scheme depicted in [Figure 55 on page 1243](#) and [Figure 56 on page 1244](#). This is often referred to as "outer CBC mode."

This CCA supports double-length DES keys for triple-DES data encryption using the Encipher and Decipher verbs. The triple-length asymmetric master key is used to CBC encrypt CRT-format OPK keys.

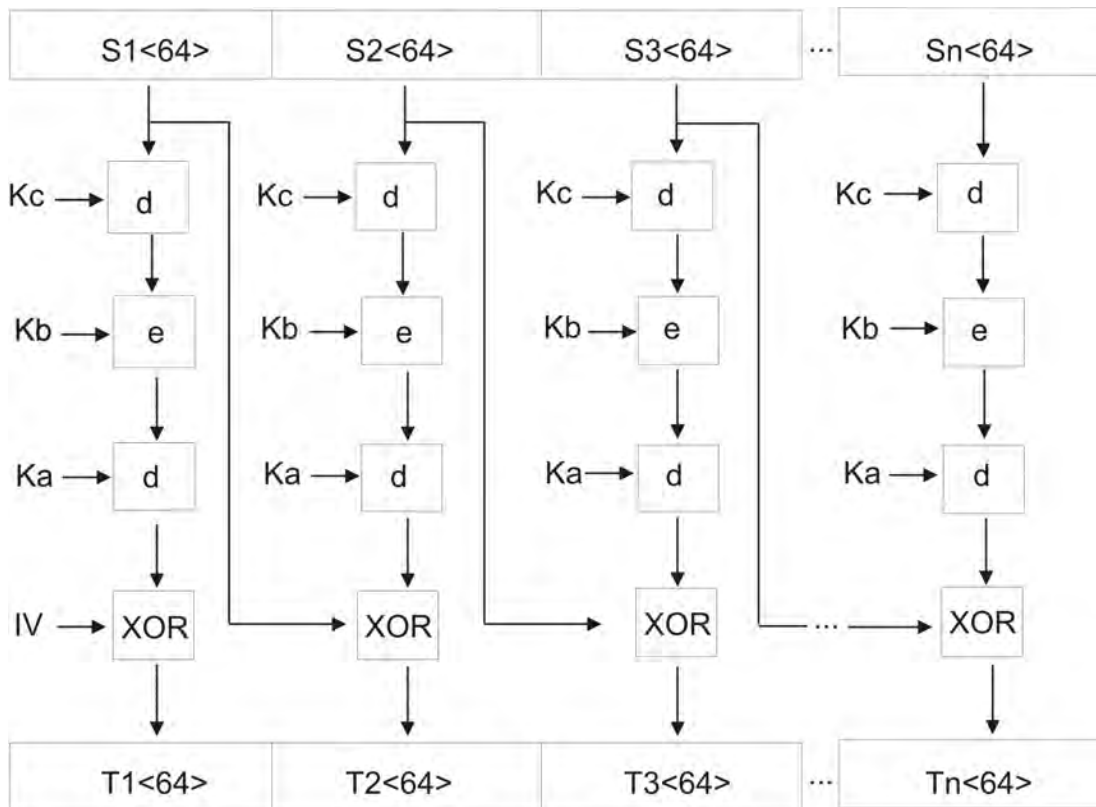
EDEx / DEDx

CCA employs EDEx processes for encrypting several of the RSA private key formats (section types X'02', X'05', and X'06') and the OPK key in section type X'06'. The EDEx processes make successive use of single-key DES CBC processes. EDE2, EDE3, and EDE5 processes have been defined, based on the number of keys and initialization vectors used in the process. See [Figure 57 on page 1245](#) and [Figure 58 on page 1245](#). K1, K2, and K3 are true keys while "K4" and "K5" are initialization vectors. See [Figure 57 on page 1245](#) and [Figure 58 on page 1245](#).



For 2-key triple-DES, $K_c = K_a$

Figure 55. Triple-DES CBC encryption process



For 2-key triple-DES, $K_c = K_a$

Figure 56. Triple-DES CBC decryption process

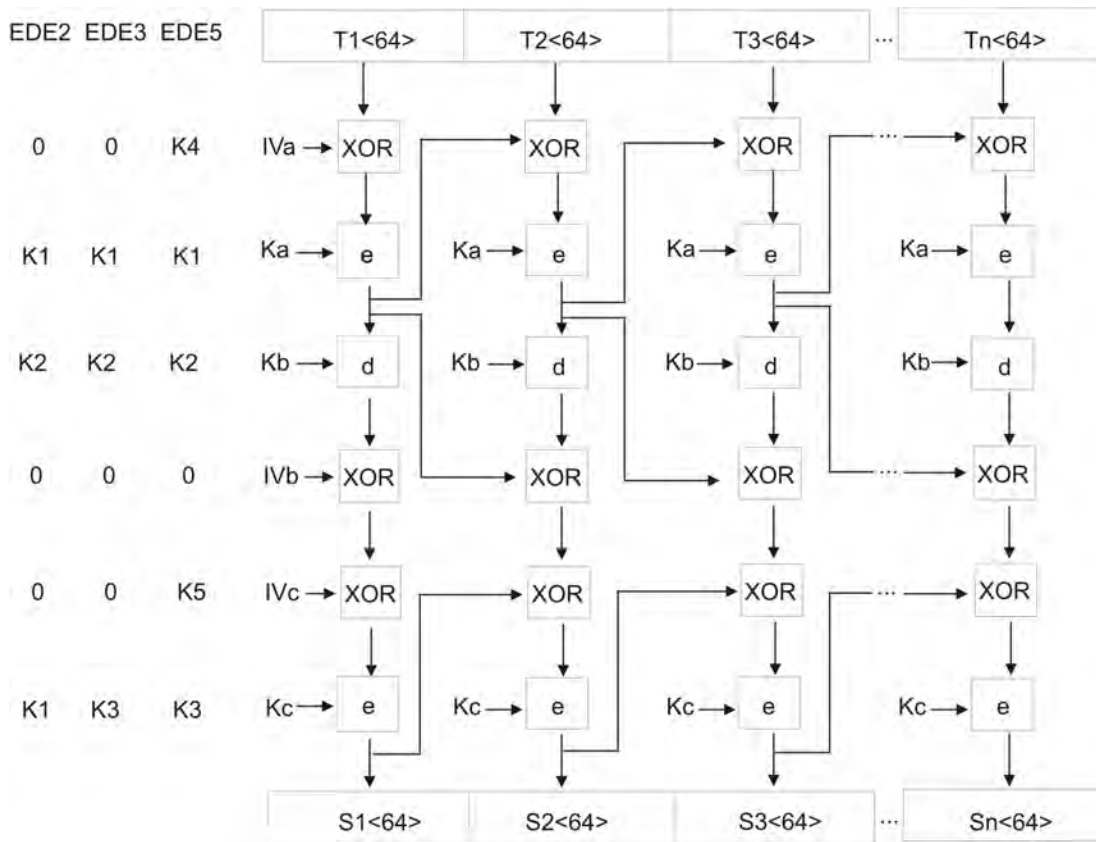


Figure 57. EDE algorithm

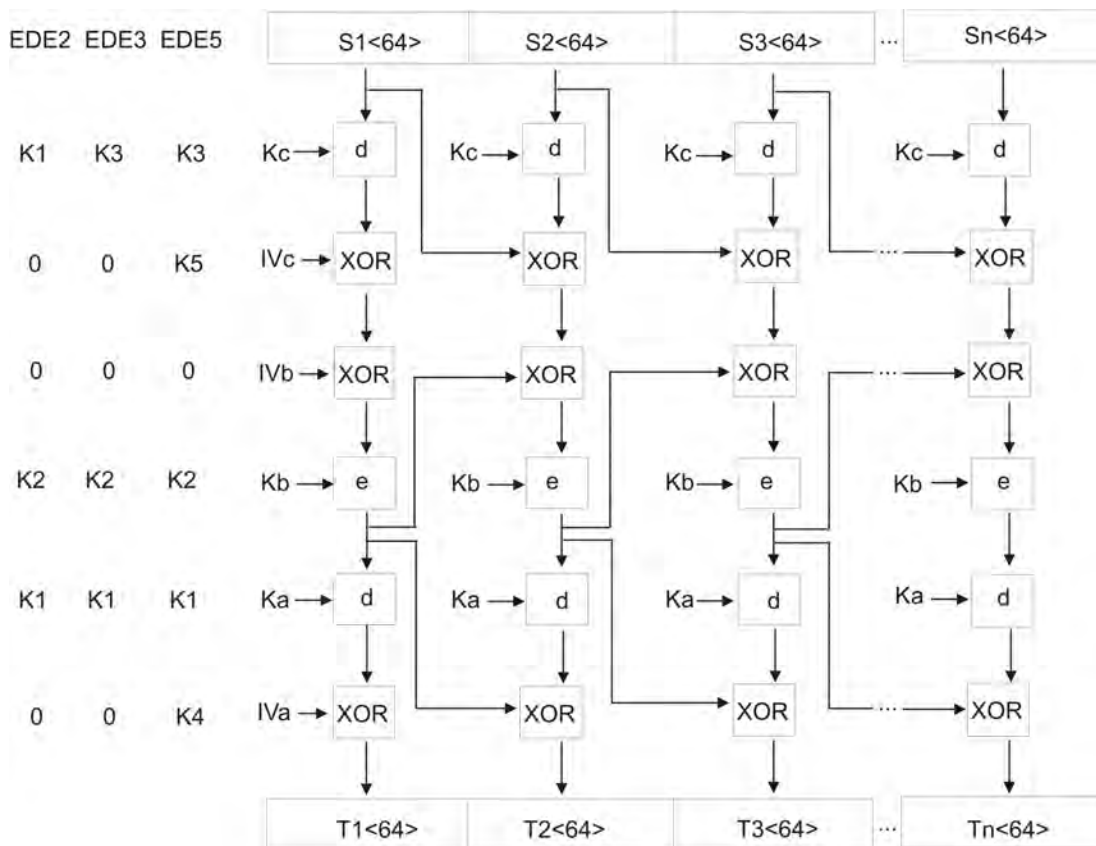


Figure 58. DED process

MAC calculation methods

Four variations of DES-based message authentication can be used by the MAC Generate and MAC Verify verbs.

These variations are:

- [“ANSI X9.9 MAC” on page 1246](#)
- [“ANSI X9.19 Optional Procedure 1 MAC” on page 1246](#)
- [“EMV MAC” on page 1246](#)
- [“ISO 16609 TDES MAC” on page 1247](#)

A keyed-hash MAC (HMAC) based message authentication can be used by the HMAC Generate and HMAC Verify verbs.

ANSI X9.9 MAC

The Financial Institution (Wholesale) Message Authentication Standard (ANSI X9.9-1986) defines a process for the authentication of messages from originator to recipient, and this process is called the Message Authentication Code (MAC) calculation method.

The ANSI X9.9 standard defines five options. The MAC Generate and MAC Verify verbs implement option 1, binary data.

[Figure 59 on page 1247](#) shows the MAC calculation for binary data. In this figure, KEY is a 64-bit key, and $T_1 - T_n$ are 64-bit data blocks of text. If T_n is less than 64 bits long, binary zeros are appended to the right of T_n . Data blocks $T_1...T_n$ are DES CBC-encrypted with all output discarded except for the final output block, O_n .

ANSI X9.19 Optional Procedure 1 MAC

The Financial Institution (Retail) Message Authentication Standard, ANSI X9.19 Optional Procedure 1 (ISO/IEC 9797-1, Algorithm 3) specifies additional processing of the 64-bit O_n MAC value.

The CCA "X9.19OPT" process employs a double-length DES key. After calculating the 64-bit MAC as above with the left half of the double-length key, the result is decrypted using the right half of the double-length key. This result is then encrypted with the left half of the double-length key. The resulting MAC value is processed according to other specifications supplied to the verb call.

EMV MAC

The EMV smart card standards define MAC generation and verification processes that are the same as ANSI X9.9 and ANSI X9.19 Optional Procedure 1 (ISO/IEC 9797-1, Algorithm 3), except for padding added to the end of the message.

Append one byte of X'80' to the original message. Then append additional bytes, as required, of X'00' to form an extended message, which is a multiple of eight bytes in length.

In the ANSI X9.9 and ANSI X9.19 Optional Procedure 1 standards, the leftmost 32 bits (4 bytes) of O_n are taken as the MAC. In the EMV standards, the MAC value is between four and eight bytes in length. CCA provides support for the leftmost four, six, and eight bytes of MAC value.

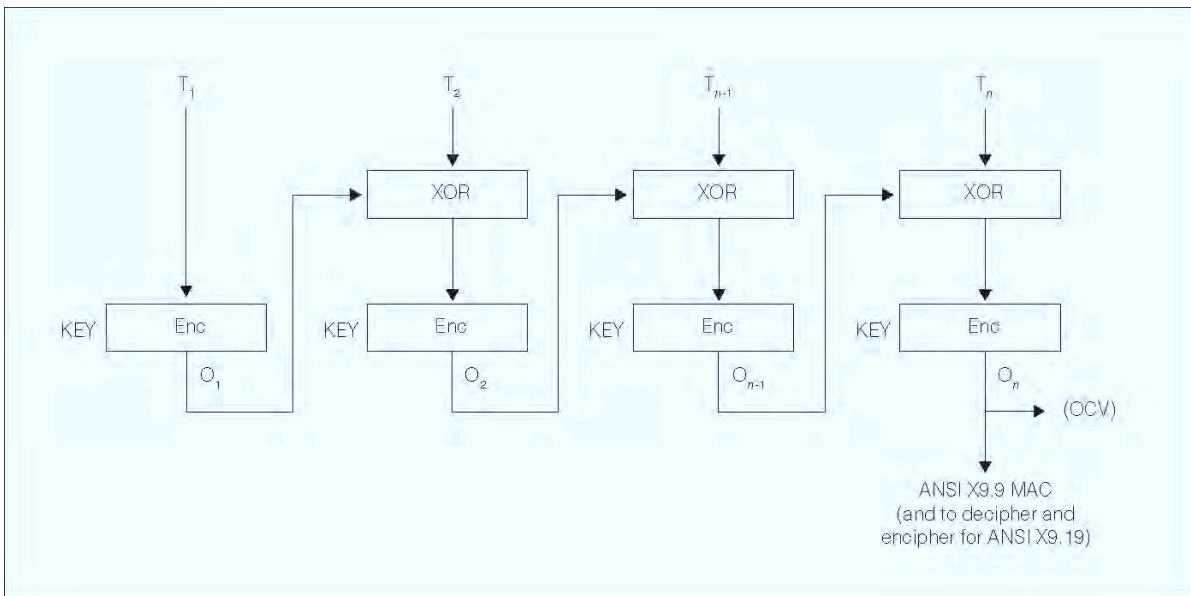


Figure 59. MAC calculation method

ISO 16609 TDES MAC

ISO 16609 defines a process for protecting the integrity of transmitted banking messages and for verifying that a message has originated from an authorized source and this process is called the ISO 16609 TDES MAC method.

The ISO 16609 TDES MAC method corresponds to ISO/IEC 9797-1, algorithm 1 using T-DEA (ANSI X9.52:1998). ISO/FDIS 16609 identifies this method as one of the recommended ways to generate a MAC using symmetric techniques.

The ISO 16609 TDES MAC method uses a double-length DES key and operates on data blocks that are a multiple of eight bytes. If the last input data block is not a multiple of eight bytes, binary zeros are appended to the right of the block. A CBC mode triple-DES (TDES) encryption operation is performed on the data, with all output discarded except for the final output block.

The resulting MAC value is processed according to other specifications supplied to the verb call.

Keyed-hash MAC (HMAC)

The *Keyed-Hash Message Authentication Code (HMAC)* standard (FIPS PUB 198-1) describes a mechanism for message authentication using cryptographic hash functions.

HMAC can be used with a hash function in combination with a shared secret key.

To see how to compute a MAC over the data, see FIPS PUB 198-1 available at:

<https://csrc.nist.gov/publications/detail/fips/198/1/final>

RSA key-pair generation

RSA key-pair generation is determined based on user input of the modulus bit length, public exponent, and key type.

The output is based on creating primes p and q in conformance with ANSI X9.31 requirements as follows:

- prime p bit length = $((\text{modulus_bit_length} + 1)/2)$
- prime q bit length = $\text{modulus_bit_length} - p_bit_length$
- p and q are randomly chosen prime numbers
- $p > q$

- The Rabin-Miller Probabilistic Primality Test is iterated 8 times for each prime. This test determines that a false prime is produced with probability no greater than $1/4^c$, where c is the number of iterations. Refer to the ANSI X9.31 standard and see the section entitled "Miller-Rabin Probabilistic Primality Test."
 - Primes p and q are relatively prime with the public exponent.
 - Primes p and q are different in at least one of the first 100 most significant bits, that is, $|p-q| > 2^{(\text{prime bit length} - 100)}$. For example, when the modulus bit length is 1024, then both primes bit length are 512 bits and the difference of the two primes is $|p-q| > 2^{412}$.
1. For each key generation, and for any size of key, the PKA manager seeds an internal FIPS-approved, SHA-1 based pseudo random number generator (PRNG) with the first 24 bytes of information that it receives from three successive calls to the random number generator (RNG) manager's PRNG interface.
 2. The RNG manager can supply random number in two ways, but with the CCA Support Program only one way is used, namely, the PRNG method. The PKA manager seeds an internal FIPS-approved, SHA-1 based PRNG with 24 bytes obtained.

The RNG manager can respond to requests for random numbers from other processes with such responses interspersed between responses to PKA manager requests. An RSA key is generated from random information obtained from two cascaded SHA-1 PRNGs.
 3. An RSA key is based on one or more 24-byte seeds from the RNG manager source, depending on the dynamic mix of tasks running inside the coprocessor.

There exists a system RNG manager (ANSI X9.31 compliant) that is used as the source for pseudo random numbers. The PKA manager also has a PRNG that is DSA compliant for generating primes. The PKA manager PRNG is re-seeded from the system RNG manager, for every new key pair generation, which is for every generation of a public/private key pair.

Multiple decipherment and encipherment

CCA uses multiple encipherment and decipherment to protect and retrieve cryptographic keys and PIN data.

CCA uses multiple encipherment whenever it enciphers a key under a key-encrypting key such as the master key or the transport key and in triple-DES encipherment for data privacy. Multiple encipherment is superior to single encipherment because multiple encipherment increases the work needed to "break" a key. CCA provides extra protection for a key by enciphering it under an enciphering key multiple times rather than once. The multiple encipherment method for keys enciphered under a key-encrypting key uses a double-length (128-bit) key split into two 64-bit halves. Like single encipherment, multiple encipherment uses a DES based on the electronic code book (ECB) mode of encipherment.

Keys can either be double-length or single-length depending on the installation and their cryptographic function. When a single-length key is encrypted under a double-length key, multiple encipherment is performed on the key. In the multiple encipherment method, the key is encrypted under the left half of the enciphering key. The result is then decrypted under the right half of the enciphering key. Finally, this result is encrypted under the left half of the enciphering key again.

When a double-length key is encrypted with multiple encipherment, the method is similar, except CCA uses two enciphering keys. One enciphering key encrypts each half of the double-length key. Double-length keys active on the system have two master key variants used when enciphering them.

Multiple encipherment and decipherment is not only used to protect or retrieve a cryptographic key, but they are also used to protect or retrieve 64-bit data in the area of PIN applications. For example, the following two sections use a double-length *KEK as an example to cipher a single-length key even though the same algorithms apply to cipher 64-bit data by a double-length PIN-related cryptographic key.

CCA also supports triple-DES encipherment for data privacy using double-length and triple-length DATA keys. For this procedure the data is first enciphered using the first DATA key. The result is then deciphered using the second DATA key. This second result is then enciphered using the third DATA key when a triple-length key is provided or reusing the first DATA key when a double-length key is provided.

Note that an asterisk (*) preceding the key means the key is double-length. Notations in this chapter have the following meaning:

- $eK(x)$, where x is enciphered under K
- $dK(y)$ represents plaintext, where K is the key and y is the ciphertext

Therefore, $dK(eK(x))$ equals x for any 64-bit key K and any 64-bit plaintext x .

When a key ($*K$) to be protected is double-length, two double-length $*KEKs$ are used. One $*KEK$ is used for protecting the left half of the key ($*K$); another is for the right half. Multiple encipherment is used with the appropriate $*KEK$ for protecting each half of the key.

Multiple encipherment of single-length keys

Definition of the multiple encipherment of a single-length key (K) using a double-length $*KEK$.

The multiple encipherment of a single-length key (K) using a double-length $*KEK$ is defined as follows:

$$e*KEK(K) = eKEKL(dKEKR(eKEKL(K)))$$

where $KEKL$ is the left 64 bits of $*KEK$ and $KEKR$ is the right 64 bits of $*KEK$.

Figure 60 on page 1249 illustrates the definition.

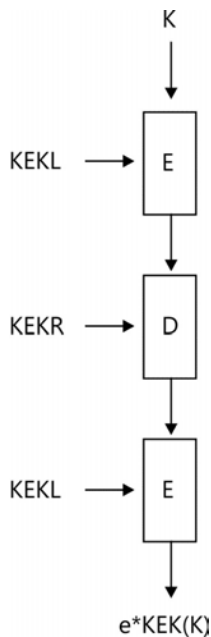


Figure 60. Multiple encipherment of single-length keys

Multiple decipherment of single-length keys

Definition of the multiple decipherment of an encrypted single-length key ($Y = e*KEK(K)$) using a double-length $*KEK$.

The multiple decipherment of an encrypted single-length key ($Y = e*KEK(K)$) using a double-length $*KEK$ is defined as follows:

$$\begin{aligned} d*KEK(Y) &= dKEKL(eKEKR(dKEKL(Y))) \\ &= d*KEK(e*KEK(K)) \\ &= K \end{aligned}$$

where $KEKL$ is the left 64 bits of $*KEK$ and $KEKR$ is the right 64 bits of $*KEK$.

Figure 61 on page 1250 illustrates the definition.

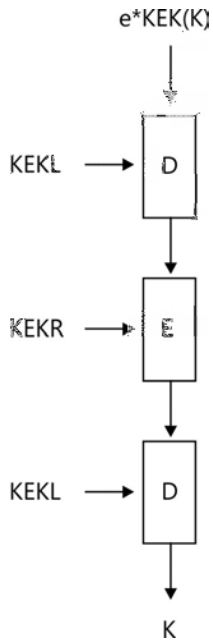


Figure 61. Multiple decipherment of single-length keys

Multiple encipherment of double-length keys

Definition of the multiple encipherment of a double-length key (*K) using two double-length *KEKs, *KEKa, and *KEKb.

The multiple encipherment of a double-length key (*K) using two double-length *KEKs, *KEKa, and *KEKb is defined as follows:

$$e^{*KEKa}(KL) \parallel e^{*KEKb}(KR) = e^{KEKaL}(d^{KEKaR}(e^{KEKaL}(KL))) \parallel e^{KEKbL}(d^{KEKbR}(e^{KEKbL}(KR)))$$

where:

- KL is the left 64 bits of *K
- KR is the right 64 bits of *K
- KEKaL is the left 64 bits of *KEKa
- KEKaR is the right 64 bits of *KEKa
- KEKbL is the left 64 bits of *KEKb
- KEKbR is the right 64 bits of *KEKb
- || means concatenation

Figure 62 on page 1251 illustrates the definition.

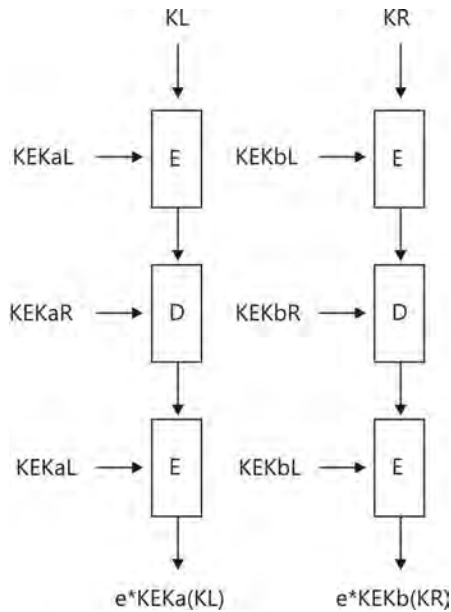


Figure 62. Multiple encipherment of double-length keys

Multiple decipherment of double-length keys

Definition of the multiple decipherment of an encrypted double-length key, $*Y = e*KEKa(KL) || e*KEKb(KR)$, using two double-length $*KEKs$, $*KEKa$, and $*KEKb$.

The multiple decipherment of an encrypted double-length key, $*Y = e*KEKa(KL) || e*KEKb(KR)$, using two double-length $*KEKs$, $*KEKa$, and $*KEKb$, is defined as follows:

$$\begin{aligned}
 & D*KEKa(YL) || d*KEKb(YR) \\
 &= dKEKaL(eKEKaR(dKEKaL(YL))) || \\
 & \quad dKEKbL(eKEKbR(dKEKbL(YR))) \\
 &= d*KEKa(e*KEKa(KL)) || \\
 & \quad d*KEKb(e*KEKb(KR)) \\
 &= *K
 \end{aligned}$$

where

- YL is the left 64 bits of $*Y$
- YR is the right 64 bits of $*Y$
- KEKaL is the left 64 bits of $*KEKa$
- KEKaR is the right 64 bits of $*KEKa$
- KEKbL is the left 64 bits of $*KEKb$
- KEKbR is the right 64 bits of $*KEKb$
- || means concatenation

Figure 63 on page 1252 illustrates the definition.

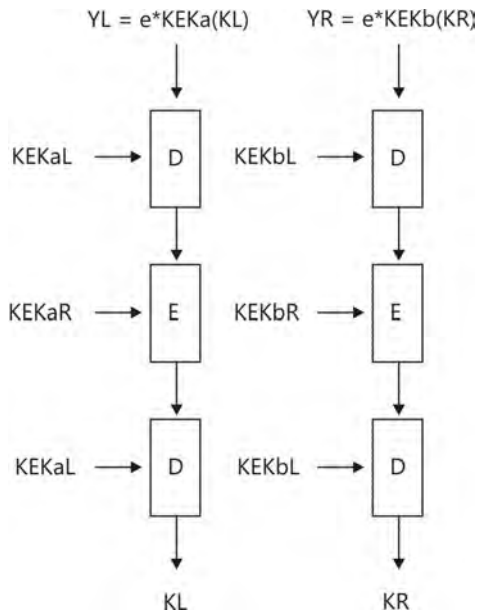


Figure 63. Multiple decipherment of double-length keys

Multiple encipherment of triple-length keys

Definition of the multiple encipherment of a triple-length key (**K) using two double-length *KEKs, *KEKa, and *KEKb.

The multiple encipherment of a triple-length key (**K) using two double-length *KEKs, *KEKa, and *KEKb is defined as follows:

$$\begin{aligned}
 & e*KEKa(KL) \ || \ e*KEKb(KM) \ || \ e*KEKa(KR) = \\
 & eKEKaL(dKEKaR(eKEKaL(KL))) \ || \ \\
 & eKEKbL(dKEKbR(eKEKbL(KM))) \ || \ \\
 & eKEKaL(dKEKaR(eKEKaL(KR)))
 \end{aligned}$$

where:

- KL is the left 64 bits of **K
- KM is the next 64 bits of **K
- KR is the right 64 bits of **K
- KEKaL is the left 64 bits of *KEKa
- KEKaR is the right 64 bits of *KEKa
- KEKbL is the left 64 bits of *KEKb
- KEKbR is the right 64 bits of *KEKb
- || means concatenation

Figure 64 on page 1253 illustrates the definition.

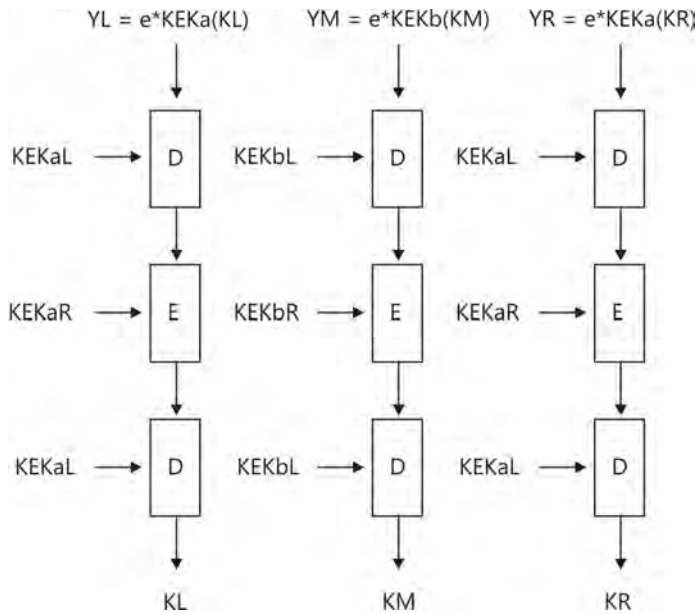


Figure 64. Multiple encipherment of triple-length keys

Multiple decipherment of triple-length keys

Definition of the multiple decipherment of an encrypted triple-length key $**Y = e*KEKa(KL) || e*KEKb(KM) || e*KEKa(KR)$, using two double-length $*KEKs$, $*KEKa$, and $*KEKb$.

The multiple decipherment of an encrypted triple-length key $**Y = e*KEKa(KL) || e*KEKb(KM) || e*KEKa(KR)$, using two double-length $*KEKs$, $*KEKa$, and $*KEKb$, is defined as follows:

$$\begin{aligned}
 & d*KEKa(YL) || d*KEKb(YM) || d*KEKa(YR) \\
 &= dKEKaL(eKEKaR(dKEKaL(YL))) || \\
 & \quad dKEKbL(eKEKbR(dKEKbL(YM))) || \\
 & \quad dKEKaL(eKEKaR(dKEKaL(YR))) \\
 &= d*KEKa(e*KEKa(KL)) || \\
 & \quad d*KEKb(e*KEKb(KM)) || \\
 & \quad d*KEKa(e*KEKa(KR)) \\
 &= **K
 \end{aligned}$$

where:

- YL is the left 64 bits of $**Y$
- YM is the next 64 bits of $**Y$
- YR is the right 64 bits of $**Y$
- KEKaL is the left 64 bits of $*KEKa$
- KEKaR is the right 64 bits of $*KEKa$
- KEKbL is the left 64 bits of $*KEKb$
- KEKbR is the right 64 bits of $*KEKb$
- || means concatenation

Figure 65 on page 1254 illustrates the definition.

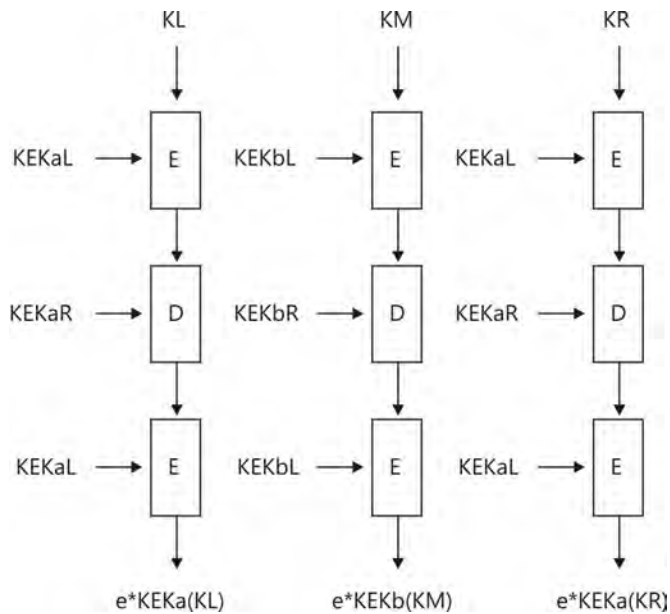


Figure 65. Multiple decipherment of triple-length keys

PKA92 key format and encryption process

The Symmetric Key Generate and the Symmetric Key Import verbs optionally support a PKA92 method of encrypting a DES key with an RSA public key.

This format is adapted from the IBM Transaction Security System (TSS) 4753 and 4755 product's implementation of PKA92. The verbs do not create or accept the complete PKA92 AS key token as defined for the TSS products. Rather, the verbs support only the actual RSA-encrypted portion of a TSS PKA92 key token, the *AS External Key Block*.

Forming an external key block - The PKA96 implementation forms an AS External Key Block by RSA-encrypting a key block using a public key. The key block is formed by padding the key record detailed in Table 369 on page 1254 with zero bits on the left, high-order end of the key record. The process completes the key block with three sub-processes: masking, overwriting, and RSA encrypting.

Table 369. PKA96 clear DES key record

Offset (bytes)	Length (bytes)	Description
Zero-bit padding to form a structure as long as the length of the public key modulus. The implementation constrains the public key modulus to a multiple of 64 bits in the range of 512 - 1024 bits. Note that government export or import regulations can impose limits on the modulus length. The maximum length is validated by a check against a value in the Function Control Vector.		
000	005	Header and flags: X'01 0000 0000.'
005	016	Environment Identifier (EID), encoded in ASCII.
021	008	Control vector base for the DES key.
029	008	Repeat of the CV data at offset 021.
037	008	The single-length DES key or the left half of a double-length DES key.
045	008	The right half of a double-length DES key or a random number. This value is locally designated "K."
053	008	Random number, "IV."
061	001	Ending byte, X'00.'

Masking Sub-process - Create a mask by CBC encrypting a multiple of eight bytes of binary zeros using K as the key and IV as the initialization vector as defined in the key record at offsets 45 and 53. XOR the mask with the key record and call the result PKR.

Overwriting Sub-process - Set the high-order bits of PKR to B'01' and set the low-order bits to B'0110'.

XOR K and IV and write the result at offset 45 in PKR.

Write IV at offset 53 in PKR. This causes the masked and overwritten PKR to have IV at its original position.

Encrypting Sub-process - RSA encrypt the overwritten PKR masked key record using the public key of the receiving node.

Recovering a key from an external key block - Recover the encrypted DES key from an AS External Key Block by performing decrypting, validating, unmasking, and extraction sub-processes.

Decrypting Sub-process - RSA decrypt the AS External Key Block using an RSA private key and call the result of the decryption PKR. The private key must be usable for key management purposes.

Validating Sub-process - Verify the high-order two bits of the PKR record are valued to B'01' and the low-order four bits of the PKR record are valued to B'0110'.

Unmasking Sub-process - Set IV to the value of the eight bytes at offset 53 of the PKR record. Note that there is a variable quantity of padding prior to offset 0. See [Table 369 on page 1254](#).

Set K to the XOR of IV and the value of the eight bytes at offset 45 of the PKR record.

Create a mask equal in length to the PKR record by CBC encrypting a multiple of eight bytes of binary zeros using K as the key and IV as the initialization vector. XOR the mask with PKR and call the result the key record.

Copy K to offset 45 in the PKR record.

Extraction Sub-process. Confirm that:

- The four bytes at offset 1 in the key record are valued to X'0000 0000'.
- The two control vector fields at offsets 21 and 29 are identical.
- If the control vector is an IMPORTER or EXPORTER key class, the Environment Identifier (EID) in the key record is not the same as the EID stored in the cryptographic engine.

The control vector base of the recovered key is the value at offset 21. If the control vector base bits 40 - 42 are valued to B'010' or B'110', the key is double length. Set the right half of the received key's control vector equal to the left half and reverse bits 41 and 42 in the right half.

The recovered key is at offset 37 and is either 8 or 16 bytes long based on the control vector base bits 40 - 42. If these bits are valued to B'000', the key is single length. If these bits are valued to B'010' or B'110', the key is double length.

Formatting hashes and keys in public-key cryptography

The Digital Signature Generate and Digital Signature Verify verbs support several methods for formatting a hash and, in some cases, a descriptor for the hashing method, into a bit-string to be processed by the cryptographic algorithm.

This section provides information about the ANSI X9.31 and PKCS #1 methods. The ISO 9796-1 method can be found in the ISO standard.

This section also describes the PKCS #1, version 1, 1.5, and 2.0, methods for placing a key in a bit string for RSA ciphering as part of a key exchange.

ANSI X9.31 hash format

With ANSI X9.31, the string that is processed by the RSA algorithm is formatted by the concatenation of a header, padding, the hash value and a trailer, from the most significant bit to the least significant bit, so that the resulting string is the same length as the modulus of the key.

For CCA, the modulus length must be a multiple of 8 bits.

- The header consists of the value X'6B'.
- The padding consists of the value X'BB', repeated as many times as required, and ended with X'BA'.
- The hash value follows the padding.
- The trailer consists of a hashing mechanism specifier and final byte. The hashing mechanism specifier is defined as one of the following values:

X'31'

RIPEMD-160

X'32'

RIPEMD-128

X'33'

SHA-1

X'34'

SHA-256

- The final byte is X'CC'.

PKCS #1 hash formats

Version 2.0 and 2.1 of the PKCS #1 standard defines methods for formatting keys and hashes prior to RSA encryption of the resulting data structures.

The earlier versions of the PKCS #1 standard defined block types 0, 1, and 2, but in the current standard that terminology is dropped.

CCA implemented these processes using the terminology of the Version 2.0 standard:

- For formatting keys for secured transport (Symmetric Key Export, Digital Signature Generate, Symmetric Key Import):
 - RSAES-OAEP, the preferred method for key-encipherment when exchanging DATA keys between systems. Keyword PKCSOAEP (Version 2.0) and PKOAEP2 (Version 2.1) is used to invoke this formatting technique. The P parameter described in the standard is not used and its length is set to zero.
 - RSAES-PKCS1-v1_5, is an older method for formatting keys. It is included for compatibility with existing applications. Keyword PKCS-1.2 is used to invoke this formatting technique.
- For formatting hashes for digital signatures (Digital Signature Generate and Digital Signature Verify):
 - RSASSA-PKCS1-v1_5, the newer name for the block-type 1 format. Keyword PKCS-1.1 is used to invoke this formatting technique.
 - The PKCS #1 specification no longer describes the use of block-type 0. Keyword PKCS-1.0 is used to invoke this formatting technique. Use of block-type 0 is discouraged.

Using the terminology from older versions of the PKCS #1 standard, block types 0 and 1 are used to format a hash and block type 2 is used to format a DES key. The blocks consist of the following ("||" means concatenation):

² PKCS standards can be retrieved from <http://www.emc.com/emc-plus/rsa-labs/standards-initiatives/public-key-cryptography-standards.htm>.

³ The PKA 92 method and the method incorporated into the SET standard are other examples of the Optimal Asymmetric Encryption Padding (OAEP) technique. The OAEP technique is attributed to Bellare and Rogaway.

- X'00' || BT || PS || X'00' || D

-

- where:

BT

Is the block type, X'00', X'01', or X'02'.

PS

Is the padding of as many bytes as required to make the block the same length as the modulus of the RSA key. Padding of X'00' is used for block type 0, X'FF' for block type 1, and random and non-X'00' for block type 2. The length of PS must be a minimum of eight bytes.

D

Is the key, or the concatenation of the BER-encoded hash identifier and the hash value.

You can create the ASN.1 BER encoding of an MD5, SHA-1, or SHA-256 value by attaching these strings at the beginning of the 16-byte or 20-byte hash values, respectively:

MD5

X'3020300C 06082A86 4886F70D 02050500 0410'

SHA-1

X'30213009 06052B0E 03021A05 000414'

SHA-256

X'3031300D 06096086 48016503 04020105 000420'

Chapter 26. Access control points and verbs

Verbs use access control points (ACPs). ACPs are also referred to as commands.

Important: By default, you should disable commands that allow an action and enable commands that disallow an action. Enabling or disabling ACPs requires knowledge about the underlying action, so that you are aware why to set the ACP on or off.

For instructions on how to enable and disable these ACPs using the TKE workstation, see [z/OS Cryptographic Services ICSF Trusted Key Entry Workstation User's Guide](#).

For systems that do not use the optional TKE workstation, most ACPs (current and new) are enabled in the default role with the appropriate licensed internal code on the CEX*C.

Note:

1. Each domain in the CEX*C (with hardware enforced access permissions) starts out with its own default role with the default ACP values as shown. However, it is possible to use the TKE to change ACP values in the default role or to define other roles.
2. With the **panel1.exe**, you can show the settings of all or specific ACPs (see [“Using panel.exe to show the active role and ACPs”](#) on page 1354).

As described in Chapter 27, “Access control data structures,” on page 1299, you can assign a role to a user. The user's permissions (permitted or disallowed operations) are attached to each role in the form of an access control point (ACP) list. Thus, the assigned role determines the commands (or ACPs) available to that user.

Full coverage of TKE use for configuration is outside the scope of this document. For details, see [z/OS Cryptographic Services ICSF Trusted Key Entry Workstation User's Guide](#).

Table 370 on page 1260 lists the CCA ACPs. The name of each ACP is given as it appears on the panels of the TKE user interface. Note that the group names are also given to aid locating the ACPs. The table includes the following columns:

ACP number

The hexadecimal offset, or ACP code, for the command. Offsets between X'0000' and X'FFFF' that are not listed in this table are reserved.

Name of ACP from TKE interface

The name of the ACP as it appears on the TKE interface

Verb name

The names of the verbs that require that ACP to be enabled; for example, the Encipher (CSNBENC) verb fails without permission to use the **Encipher - DES** ACP.

Entry point

The entry-point name of the verb.

Initial setting

Whether the ACP is ON or OFF by default.

Usage

Usage recommendations for the ACP. The abbreviations in this column are explained at the end of the table.

See the Restrictions, Required commands, or Usage notes sections at the end of each verb description for access control information.

Table 370. Access Control Points and corresponding CCA verbs

ACP number (hex)	Name of ACP from TKE interface	Verb name	Entry point	Initial setting	Usage
0001 GROUP: ISPF Services					
Note: This group name refers to ISPF, a z/OS feature. Although ISPF is not relevant to Linux on Z, it is listed here as shown on the TKE panels to avoid confusion.					
X'0018'	DES Master Key - Load first key part	Master Key Process ¹	CSNBMKP	ON	SC, SEL
X'0019'	DES Master Key - Combine key parts	Master Key Process ¹	CSNBMKP	ON	SC, SEL
X'001A'	DES Master Key - Set master key	Master Key Process ¹	CSNBMKP	ON	SC, SEL
X'001E'	Reencipher CKDS Note: The TKE name for this ACP refers to z/OS key storage (CKDS). However z/OS key storage is not impacted. This ACP refers to a service for Linux, see verb for details.	Key Token Change	CSNBKTC	ON	O
X'0032'	DES Master Key - Clear new master key register	Master Key Process ¹	CSNBMKP	ON	O, SUP
X'0053'	RSA Master Key - Load first key part	Master Key Process ¹	CSNBMKP	ON	SC, SEL
X'0054'	RSA Master Key - Combine key parts	Master Key Process ¹	CSNBMKP	ON	SC, SEL
X'0057'	RSA Master Key - Set master key	Master Key Process ¹	CSNBMKP	ON	SC, SEL
X'0060'	RSA Master Key - Clear new master key register	Master Key Process ¹	CSNBMKP	ON	SC, SEL
X'00F0'	Reencipher CKDS2				
X'0124'	AES Master Key - Clear new master key register	Master Key Process ¹	CSNBMKP	ON	O, SUP
X'0125'	AES Master Key - Load first key part	Master Key Process ¹	CSNBMKP	ON	O, SUP
X'0126'	AES Master Key - Combine key parts	Master Key Process ¹	CSNBMKP	ON	O, SUP
X'0128'	AES Master Key - Set master key	Master Key Process ¹	CSNBMKP	ON	O, SUP
X'0146'	CKDS Conversion2 - Allow wrapping override keywords	Key Token Change	CSNBKTC	ON	O

Table 370. Access Control Points and corresponding CCA verbs (continued)

ACP number (hex)	Name of ACP from TKE interface	Verb name	Entry point	Initial setting	Usage
X'0147'	CKDS Conversion2 - Convert from enhanced to original	Key Token Change Key Translate2	CSNBKTC CSNBKTR2	ON	O, NRP
X'014B'	Key Translate2 - Allow use of REFORMAT	Key Translate2	CSNBKTR2	ON	
X'014C'	CKDS Conversion2 - Allow use of REFORMAT	Key Token Change	CSNBKTC	ON	O
X'0240'	Authorize UDX	- no verb -	- no verb -	ON	O
X'0241'	Reencipher PKDS	PKA Key Token Change	CSNDKTC	ON	O, R
X'0242'	TR-34 Key Distribution - Permit DES EXPORTER to K0 or K1	TR-34 Key Distribution	CSNDT34D	ON	O, R
X'0243'	TR-34 Key Distribution - Permit DES IMPORTER to K0 or K1	TR-34 Key Distribution	CSNDT34D	ON	O, R
X'0244'	TR-34 Key Distribution - Permit AES EXPORTER to K0	TR-34 Key Distribution	CSNDT34D	ON	O, R
X'0245'	TR-34 Key Distribution - Permit AES EXPORTER to K1	TR-34 Key Distribution	CSNDT34D	ON	O, R
X'0246'	TR-34 Key Distribution - Permit AES IMPORTER to K0	TR-34 Key Distribution	CSNDT34D	ON	O, R
X'0247'	TR-34 Key Distribution - Permit AES IMPORTER to K1	TR-34 Key Distribution	CSNDT34D	ON	O, R
X'0248'	TR-34 Key Receive - Permit DES EXPORTER	TR-34 Key Receive	CSNDT34R	ON	O, R
X'0249'	TR-34 Key Receive - Permit DES IMPORTER	TR-34 Key Receive	CSNDT34R	ON	O, R
X'024A'	TR-34 Key Receive - Permit AES EXPORTER	TR-34 Key Receive	CSNDT34R	ON	O, R
X'024B'	TR-34 Key Receive - Permit AES IMPORTER	TR-34 Key Receive	CSNDT34R	ON	O, R
X'024C'	TR-34 Key Receive - Permit AES EXPORTER with EXPTT31D	TR-34 Key Receive	CSNDT34R	ON	O, R
X'024D'	TR-34 Key Receive - Permit AES IMPORTER with IMPTT31D	TR-34 Key Receive	CSNDT34R	ON	O, R

Table 370. Access Control Points and corresponding CCA verbs (continued)

ACP number (hex)	Name of ACP from TKE interface	Verb name	Entry point	Initial setting	Usage
X'0303'	PCF CKDS conversion utility	PCF/CUSP Key Conversion - indirect verb	- indirect verb/ indirect usage -	ON	R
X'031F'	ECC Master Key - Clear new master key register	Master Key Process	CSNBMKP	ON	O
X'0320'	ECC Master Key - Load first key part	Master Key Process	CSNBMKP	ON	O
X'0321'	ECC Master Key - Combine key parts	Master Key Process	CSNBMKP	ON	O
X'0322'	ECC Master Key - Set master key	Master Key Process	CSNBMKP	ON	O
X'0330'	DES master key - 24-byte key	Master Key Process Note: This ACP forces the SYM and ASYM master keys to be full 24 byte DES keys.	CSNBMKP	OFF	O
0002 GROUP: Coprocessor Configuration					
X'0034'	Log Query: System	Log Query	CSUALGQ	ON	O
X'0035'	Log Query: CCA	Log Query	CSUALGQ	ON	O
X'0036'	Log Query: Set Log Level -4-	Log Query	CSUALGQ	ON	O
X'0037'	Log Query: Set Log Level -8-	Log Query	CSUALGQ	ON	O
X'0116'	Access Control Manager - Read role	Note: This ACP is included for reference only. The service impacted is available only for IBM System x, IBM System p, or using the TKE interface.		ON	O
X'0139'	Symmetric token wrapping - internal enhanced method	Note: This ACP is included for TKE reference only, the service impacted is available only (for IBM Z) on z/OS.		ON	O
X'013A'	Symmetric token wrapping - internal original method	Note: This ACP is included for TKE reference only, the service impacted is available only (for IBM Z) on z/OS.		ON	O
X'013B'	Symmetric token wrapping - external enhanced method	Note: This ACP is included for TKE reference only, the service impacted is available only (for IBM Z) on z/OS.		ON	O
X'013C'	Symmetric token wrapping - external original method	Note: This ACP is included for TKE reference only, the service impacted is available only (for IBM Z) on z/OS.		ON	O

Table 370. Access Control Points and corresponding CCA verbs (continued)

ACP number (hex)	Name of ACP from TKE interface	Verb name	Entry point	Initial setting	Usage
X'0328'	Variable-length Symmetric Token - disallow weak wrap	EC Diffie-Hellman ¹ Key Generate ² ¹ PKA Key Generate ¹ Symmetric Key Export ¹	CSNDEDH CSNBKGN2 CSNDPKG CSNSYX	OFF	O, R
X'032C'	Variable-length Symmetric Token - warn when weak wrap	EC Diffie-Hellman ¹ Key Generate ² ¹ Symmetric Key Export ¹ Symmetric Key Import ² ¹	CSNDEDH CSNBKGN2 CSNSYX CSNSYI2J	OFF	O, R
X'032D'	Disallow 24-byte DATA wrapped with 16-byte Key	PKA Key Generate	CSNDPKG	OFF	O
X'032F'	Disallow PIN block format ISO-1	Clear PIN Encrypt Clear PIN Generate Alternate Encrypted PIN Generate Encrypted PIN Translate Encrypted PIN Translate2 Encrypted PIN Translate Enhanced Encrypted PIN Verify PIN Change/Unblock Recover PIN from Offset Secure Messaging for PINs DK Migrate PIN DK PAN Modify in Transaction DK PIN Change DK PIN Verify	CSNBCPE CSNBCPA CSNBEPG CSNBPTR CSNBPTR2 CSNBPTRE CSNBPVR CSNBPCU CSNBPFO CSNBSPN CSNBDMP CSNBDPMT CSNBDPC CSNBDPV	OFF	O

Table 370. Access Control Points and corresponding CCA verbs (continued)

ACP number (hex)	Name of ACP from TKE interface	Verb name	Entry point	Initial setting	Usage
X'0332'	Warn when weak wrap - Master keys	Clear Key Import Data Key Import Diversified Key Generate EC Diffie-Hellman Key Generate Key Generate2 Key Import Key Part Import Key Part Import2 Key Token Change Key Token Change2 Master Key Process Multiple Clear Key Import PKA Key Generate PKA Key Import PKA Key Token Change Prohibit Export Restrict Key Attribute Symmetric Key Generate Symmetric Key Import Symmetric Key Import2 TR31 Key Import Unique Key Derive	CSNBCKI CSNBCKM CSNBCKG CSNBCKH CSNBCKI CSNBCKJ CSNBCKK CSNBCKL CSNBCKM CSNBCKN CSNBCKO CSNBCKP CSNBCKQ CSNBCKR CSNBCKS CSNBCKT CSNBCKU CSNBCKV CSNBCKW CSNBCKX CSNBCKY CSNBCKZ CSNBCKAA CSNBCKAB CSNBCKAC CSNBCKAD CSNBCKAE CSNBCKAF CSNBCKAG CSNBCKAH CSNBCKAI CSNBCKAJ CSNBCKAK CSNBCKAL CSNBCKAM CSNBCKAN CSNBCKAO CSNBCKAP CSNBCKAQ CSNBCKAR CSNBCKAS CSNBCKAT CSNBCKAU CSNBCKAV CSNBCKAW CSNBCKAX CSNBCKAY CSNBCKAZ CSNBCKBA CSNBCKBB CSNBCKBC CSNBCKBD CSNBCKBE CSNBCKBF CSNBCKBG CSNBCKBH CSNBCKBI CSNBCKBJ CSNBCKBK CSNBCKBL CSNBCKBM CSNBCKBN CSNBCKBO CSNBCKBP CSNBCKBQ CSNBCKBR CSNBCKBS CSNBCKBT CSNBCKBU CSNBCKBV CSNBCKBW CSNBCKBX CSNBCKBY CSNBCKBZ CSNBCKCA CSNBCKCB CSNBCKCC CSNBCKCD CSNBCKCE CSNBCKCF CSNBCKCG CSNBCKCH CSNBCKCI CSNBCKCJ CSNBCKCK CSNBCKCL CSNBCKCM CSNBCKCN CSNBCKCO CSNBCKCP CSNBCKCQ CSNBCKCR CSNBCKCS CSNBCKCT CSNBCKCU CSNBCKCV CSNBCKCW CSNBCKCX CSNBCKCY CSNBCKCZ CSNBCKDA CSNBCKDB CSNBCKDC CSNBCKDD CSNBCKDE CSNBCKDF CSNBCKDG CSNBCKDH CSNBCKDI CSNBCKDJ CSNBCKDK CSNBCKDL CSNBCKDM CSNBCKDN CSNBCKDO CSNBCKDP CSNBCKDQ CSNBCKDR CSNBCKDS CSNBCKDT CSNBCKDU CSNBCKDV CSNBCKDW CSNBCKDX CSNBCKDY CSNBCKDZ CSNBCKEA CSNBCKEB CSNBCKEC CSNBCKED CSNBCKEE CSNBCKEF CSNBCKEG CSNBCKEH CSNBCKEI CSNBCKEJ CSNBCKEK CSNBCKEL CSNBCKEM CSNBCKEN CSNBCKEO CSNBCKEP CSNBCKEQ CSNBCKER CSNBCKES CSNBCKET CSNBCKEU CSNBCKEV CSNBCKEW CSNBCKEX CSNBCKEY CSNBCKEZ CSNBCKFA CSNBCKFB CSNBCKFC CSNBCKFD CSNBCKFE CSNBCKFF CSNBCKFG CSNBCKFH CSNBCKFI CSNBCKFJ CSNBCKFK CSNBCKFL CSNBCKFM CSNBCKFN CSNBCKFO CSNBCKFP CSNBCKFQ CSNBCKFR CSNBCKFS CSNBCKFT CSNBCKFU CSNBCKFV CSNBCKFW CSNBCKFX CSNBCKFY CSNBCKFZ CSNBCKGA CSNBCKGB CSNBCKGC CSNBCKGD CSNBCKGE CSNBCKGF CSNBCKGG CSNBCKGH CSNBCKGI CSNBCKGJ CSNBCKGK CSNBCKGL CSNBCKGM CSNBCKGN CSNBCKGO CSNBCKGP CSNBCKGQ CSNBCKGR CSNBCKGS CSNBCKGT CSNBCKGU CSNBCKGV CSNBCKGW CSNBCKGX CSNBCKGY CSNBCKGZ CSNBCKHA CSNBCKHB CSNBCKHC CSNBCKHD CSNBCKHE CSNBCKHF CSNBCKHG CSNBCKHH CSNBCKHI CSNBCKHJ CSNBCKHK CSNBCKHL CSNBCKHM CSNBCKHN CSNBCKHO CSNBCKHP CSNBCKHQ CSNBCKHR CSNBCKHS CSNBCKHT CSNBCKHU CSNBCKHV CSNBCKHW CSNBCKHX CSNBCKHY CSNBCKHZ CSNBCKIA CSNBCKIB CSNBCKIC CSNBCKID CSNBCKIE CSNBCKIF CSNBCKIG CSNBCKIH CSNBCKIJ CSNBCKIK CSNBCKIL CSNBCKIM CSNBCKIN CSNBCKIO CSNBCKIP CSNBCKIQ CSNBCKIR CSNBCKIS CSNBCKIT CSNBCKIU CSNBCKIV CSNBCKIW CSNBCKIX CSNBCKIY CSNBCKIZ CSNBCKJA CSNBCKJB CSNBCKJC CSNBCKJD CSNBCKJE CSNBCKJF CSNBCKJG CSNBCKJH CSNBCKJI CSNBCKJJ CSNBCKJK CSNBCKJL CSNBCKJM CSNBCKJN CSNBCKJO CSNBCKJP CSNBCKJQ CSNBCKJR CSNBCKJS CSNBCKJT CSNBCKJU CSNBCKJV CSNBCKJW CSNBCKJX CSNBCKJY CSNBCKJZ CSNBCKKA CSNBCKKB CSNBCKKC CSNBCKKD CSNBCKKE CSNBCKKF CSNBCKKG CSNBCKKH CSNBCKKI CSNBCKKJ CSNBCKKK CSNBCKKL CSNBCKKM CSNBCKKN CSNBCKKO CSNBCKKP CSNBCKKQ CSNBCKKR CSNBCKKS CSNBCKKT CSNBCKKU CSNBCKKV CSNBCKKW CSNBCKKX CSNBCKKY CSNBCKKZ CSNBCKLA CSNBCKLB CSNBCKLC CSNBCKLD CSNBCKLE CSNBCKLF CSNBCKLG CSNBCKLH CSNBCKLI CSNBCKLJ CSNBCKLK CSNBCKLL CSNBCKLM CSNBCKLN CSNBCKLO CSNBCKLP CSNBCKLQ CSNBCKLR CSNBCKLS CSNBCKLT CSNBCKLU CSNBCKLV CSNBCKLW CSNBCKLX CSNBCKLY CSNBCKLZ CSNBCKMA CSNBCKMB CSNBCKMC CSNBCKMD CSNBCKME CSNBCKMF CSNBCKMG CSNBCKMH CSNBCKMI CSNBCKMJ CSNBCKMK CSNBCKML CSNBCKMN CSNBCKMO CSNBCKMP CSNBCKMQ CSNBCKMR CSNBCKMS CSNBCKMT CSNBCKMU CSNBCKMV CSNBCKMW CSNBCKMX CSNBCKMY CSNBCKMZ CSNBCKNA CSNBCKNB CSNBCKNC CSNBCKND CSNBCKNE CSNBCKNF CSNBCKNG CSNBCKNH CSNBCKNI CSNBCKNJ CSNBCKNK CSNBCKNL CSNBCKNM CSNBCKNN CSNBCKNO CSNBCKNP CSNBCKNQ CSNBCKNR CSNBCKNS CSNBCKNT CSNBCKNU CSNBCKNV CSNBCKNW CSNBCKNX CSNBCKNY CSNBCKNZ CSNBCKOA CSNBCKOB CSNBCKOC CSNBCKOD CSNBCKOE CSNBCKOF CSNBCKOG CSNBCKOH CSNBCKOI CSNBCKOJ CSNBCKOK CSNBCKOL CSNBCKOM CSNBCKON CSNBCKOO CSNBCKOP CSNBCKOQ CSNBCKOR CSNBCKOS CSNBCKOT CSNBCKOU CSNBCKOV CSNBCKOW CSNBCKOX CSNBCKOY CSNBCKOZ CSNBCKPA CSNBCKPB CSNBCKPC CSNBCKPD CSNBCKPE CSNBCKPF CSNBCKPG CSNBCKPH CSNBCKPI CSNBCKPJ CSNBCKPK CSNBCKPL CSNBCKPM CSNBCKPN CSNBCKPO CSNBCKPP CSNBCKPQ CSNBCKPR CSNBCKPS CSNBCKPT CSNBCKPU CSNBCKPV CSNBCKPW CSNBCKPX CSNBCKPY CSNBCKPZ CSNBCKQA CSNBCKQB CSNBCKQC CSNBCKQD CSNBCKQE CSNBCKQF CSNBCKQG CSNBCKQH CSNBCKQI CSNBCKQJ CSNBCKQK CSNBCKQL CSNBCKQM CSNBCKQN CSNBCKQO CSNBCKQP CSNBCKQQ CSNBCKQR CSNBCKQS CSNBCKQT CSNBCKQU CSNBCKQV CSNBCKQW CSNBCKQX CSNBCKQY CSNBCKQZ CSNBCKRA CSNBCKRB CSNBCKRC CSNBCKRD CSNBCKRE CSNBCKRF CSNBCKRG CSNBCKRH CSNBCKRI CSNBCKRJ CSNBCKRK CSNBCKRL CSNBCKRM CSNBCKRN CSNBCKRO CSNBCKRP CSNBCKRQ CSNBCKRR CSNBCKRS CSNBCKRT CSNBCKRU CSNBCKRV CSNBCKRW CSNBCKRX CSNBCKRY CSNBCKRZ CSNBCKSA CSNBCKSB CSNBCKSC CSNBCKSD CSNBCKSE CSNBCKSF CSNBCKSG CSNBCKSH CSNBCKSI CSNBCKSJ CSNBCKSK CSNBCKSL CSNBCKSM CSNBCKSN CSNBCKSO CSNBCKSP CSNBCKSQ CSNBCKSR CSNBCKSS CSNBCKST CSNBCKSU CSNBCKSV CSNBCKSW CSNBCKSX CSNBCKSY CSNBCKSZ CSNBCKTA CSNBCKTB CSNBCKTC CSNBCKTD CSNBCKTE CSNBCKTF CSNBCKTG CSNBCKTH CSNBCKTI CSNBCKTJ CSNBCKTK CSNBCKTL CSNBCKTM CSNBCKTN CSNBCKTO CSNBCKTP CSNBCKTQ CSNBCKTR CSNBCKTS CSNBCKTT CSNBCKTU CSNBCKTV CSNBCKTW CSNBCKTX CSNBCKTY CSNBCKTZ CSNBCKUA CSNBCKUB CSNBCKUC CSNBCKUD CSNBCKUE CSNBCKUF CSNBCKUG CSNBCKUH CSNBCKUI CSNBCKUJ CSNBCKUK CSNBCKUL CSNBCKUM CSNBCKUN CSNBCKUO CSNBCKUP CSNBCKUQ CSNBCKUR CSNBCKUS CSNBCKUT CSNBCKUU CSNBCKUV CSNBCKUW CSNBCKUX CSNBCKUY CSNBCKUZ CSNBCKVA CSNBCKVB CSNBCKVC CSNBCKVD CSNBCKVE CSNBCKVF CSNBCKVG CSNBCKVH CSNBCKVI CSNBCKVJ CSNBCKVK CSNBCKVL CSNBCKVM CSNBCKVN CSNBCKVO CSNBCKVP CSNBCKVQ CSNBCKVR CSNBCKVS CSNBCKVT CSNBCKVU CSNBCKVV CSNBCKVW CSNBCKVX CSNBCKVY CSNBCKVZ CSNBCKWA CSNBCKWB CSNBCKWC CSNBCKWD CSNBCKWE CSNBCKWF CSNBCKWG CSNBCKWH CSNBCKWI CSNBCKWJ CSNBCKWK CSNBCKWL CSNBCKWM CSNBCKWN CSNBCKWO CSNBCKWP CSNBCKWQ CSNBCKWR CSNBCKWS CSNBCKWT CSNBCKWU CSNBCKWV CSNBCKWW CSNBCKWX CSNBCKWY CSNBCKWZ CSNBCKXA CSNBCKXB CSNBCKXC CSNBCKXD CSNBCKXE CSNBCKXF CSNBCKXG CSNBCKXH CSNBCKXI CSNBCKXJ CSNBCKXK CSNBCKXL CSNBCKXM CSNBCKXN CSNBCKXO CSNBCKXP CSNBCKXQ CSNBCKXR CSNBCKXS CSNBCKXT CSNBCKXU CSNBCKXV CSNBCKXW CSNBCKXX CSNBCKXY CSNBCKXZ CSNBCKYA CSNBCKYB CSNBCKYC CSNBCKYD CSNBCKYE CSNBCKYF CSNBCKYG CSNBCKYH CSNBCKYI CSNBCKYJ CSNBCKYK CSNBCKYL CSNBCKYM CSNBCKYN CSNBCKYO CSNBCKYP CSNBCKYQ CSNBCKYR CSNBCKYS CSNBCKYT CSNBCKYU CSNBCKYV CSNBCKYW CSNBCKYX CSNBCKYY CSNBCKYZ CSNBCKZA CSNBCKZB CSNBCKZC CSNBCKZD CSNBCKZE CSNBCKZF CSNBCKZG CSNBCKZH CSNBCKZI CSNBCKZJ CSNBCKZK CSNBCKZL CSNBCKZM CSNBCKZN CSNBCKZO CSNBCKZP CSNBCKZQ CSNBCKZR CSNBCKZS CSNBCKZT CSNBCKZU CSNBCKZV CSNBCKZW CSNBCKZX CSNBCKZY CSNBCKZZ	ON	O, R
X'0333'	Prohibit weak wrapping - Master keys	Same as ACP X'0332'	Same as ACP X'0332'	ON	O, R
0003 GROUP: API Cryptographic Services					
X'000E'	Encipher - DES	Encipher	CSNBENC	ON	O
X'000F'	Decipher - DES	Decipher	CSNBDEC	ON	O
X'0010'	MAC Generate	MAC Generate	CSNBMGN	ON	O
X'0011'	MAC Verify	MAC Verify	CSNBMVR	ON	O
X'0012'	Key Import	Key Import	CSNBKIM	ON	O
X'0013'	Key Export	Key Export	CSNBKEX	ON	O
X'001B'	Key Part Import - first key part	Key Part Import ¹	CSNBKPI	ON	SC, SEL
X'001C'	Key Part Import - middle and last	Key Part Import ¹	CSNBKPI	ON	SC, SEL
X'001D'	Compute Verification Pattern	Key Storage Initialization Key Test Key Test2 Key Test Extended	CSNBKSI CSNBKYT CSNBKYT2 CSNBKYTX	ON	R

Table 370. Access Control Points and corresponding CCA verbs (continued)

ACP number (hex)	Name of ACP from TKE interface	Verb name	Entry point	Initial setting	Usage
X'001F'	Key Translate	Key Translate	CSNBKTR	ON	O
X'0021'	Key Test2 - AES, ENC-ZERO	Key Test2 ¹	CSNBKYT2	ON	O
X'0022'	Key Test2 - AES, CMAC-ZERO	Key Test2 ¹	CSNBKYT2	ON	O
X'0023'	Key Test2 - DES, CMAC-ZERO	Key Test2 ¹	CSNBKYT2	ON	O
X'0024'	DK Random PIN Generate2	DK Random PIN Generate2	CSNBDRG2		
X'0025'	DK PRW Card Number Update2	DK PRW Card Number Update2	CSNBDCU2		
X'003A'	Public Key Import: Disallow Clear Key Import	PKA Key Import	CSNDPKI	OFF	O, SC
X'0040'	Diversified Key Generate - CLR8-ENC	Diversified Key Generate ²	CSNBDBG	ON	O, SEL
X'0041'	Diversified Key Generate - TDES-ENC	Diversified Key Generate ²	CSNBDBG	ON	O, SEL
X'0042'	Diversified Key Generate - TDES-DEC	Diversified Key Generate ²	CSNBDBG	ON	O, SEL
X'0043'	Diversified Key Generate - SESS-XOR	Diversified Key Generate ²	CSNBDBG	ON	O, SEL
X'0044'	Diversified Key Generate - Single length or same halves	Diversified Key Generate ²	CSNBDBG	ON	SC, SEL
X'0045'	Diversified Key Generate - TDES-XOR	Diversified Key Generate ²	CSNBDBG	ON	O, SEL
X'0046'	Diversified Key Generate - TDESEMV2/TDESEMV4	Diversified Key Generate ²	CSNBDBG	ON	O, SEL
X'0048'	Log Query: Set secure log range	Log Query	CSUALGQ	OFF	
X'0049'	Log Query: Secure log clear range inactive	Log Query	CSUALGQ	OFF	

Table 370. Access Control Points and corresponding CCA verbs (continued)

ACP number (hex)	Name of ACP from TKE interface	Verb name	Entry point	Initial setting	Usage
X'004A'	Log Query: Secure log clear range active	Log Query	CSUALGQ Note: This ACP is required for a TKE service.	OFF	
X'004B'	Log Query: Secure log clear all inactive	Log Query	CSUALGQ Note: This ACP is required for a TKE service.	OFF	
X'004C'	Log Query: Secure log clear all active	Log Query	CSUALGQ Note: This ACP is required for a TKE service.	OFF	
X'0070'	Public Infrastructure Certificate	Public Infrastructure Certificate	CSNDPIC	ON	
X'0071'	PIC Signature Algorithm SHA+RSA	Public Infrastructure Certificate	CSNDPIC	OFF	
X'0072'	PIC Signature Algorithm ECDSA	Public Infrastructure Certificate	CSNDPIC	OFF	
X'0073'	PIC Signature Algorithm RSASSA_PSS	Public Infrastructure Certificate	CSNDPIC	OFF	
X'0076'	PIC Signature Algorithm SHA-1	Public Infrastructure Certificate	CSNDPIC	OFF	
X'0077'	PIC Signature Algorithm SHA-224	Public Infrastructure Certificate	CSNDPIC	OFF	
X'0078'	PIC Signature Algorithm SHA-256	Public Infrastructure Certificate	CSNDPIC	OFF	
X'0079'	PIC Signature Algorithm SHA-384	Public Infrastructure Certificate	CSNDPIC	OFF	
X'007A'	PIC Signature Algorithm SHA-512	Public Infrastructure Certificate	CSNDPIC	OFF	
X'007B'	Create x509 certificate	Public Infrastructure Certificate	CSNDPIC	OFF	
X'007C'	Public Infrastructure Certificate - PK10SNRQ	Public Infrastructure Certificate	CSNDPIC	ON	
X'0080'	Diversify Directed Key	Diversify Directed Key	CSNBDDK		0

Table 370. Access Control Points and corresponding CCA verbs (continued)

ACP number (hex)	Name of ACP from TKE interface	Verb name	Entry point	Initial setting	Usage
X'0081'	Diversify Directed Key - KDFFM DERIVE	Diversify Directed Key	CSNBDDK		O
X'0082'	Diversify Directed Key - KDFFM GENERATE	Diversify Directed Key	CSNBDDK		O
X'008A'	MDC Generate	MDC Generate	CSNBMDG	OFF	R
X'008C'	Key Generate - Key set	Key Generate ²	CSNBKGN	ON	O
X'008E'	Key Generate - OP	Key Generate ² Random Number Generate	CSNBKGN CSNBRNG	ON	R
X'0090'	Symmetric Key Token Change - RTCMK	Key Token Change	CSNBKTC	ON	R
X'00A0'	Clear PIN Generate - 3624	Clear PIN Generate	CSNBPGN	ON	O
X'00A1'	Clear PIN Generate - GBP	Clear PIN Generate	CSNBPGN	ON	O
X'00A2'	Clear PIN Generate - VISA PVV	Clear PIN Generate	CSNBPGN	ON	O
X'00A3'	Clear PIN Generate - Interbank	Clear PIN Generate	CSNBPGN	ON	O
X'00A4'	Clear PIN Generate Alternate - 3624 Offset	Clear PIN Generate Alternate ¹	CSNBCPA	ON	O
X'00AB'	Encrypted PIN Verify - 3624	Encrypted PIN Verify ¹	CSNBPVR	ON	O
X'00AC'	Encrypted PIN Verify - GBP	Encrypted PIN Verify ¹	CSNBPVR	ON	O
X'00AD'	Encrypted PIN Verify - VISA PVV	Encrypted PIN Verify ¹	CSNBPVR	ON	O
X'00AE'	Encrypted PIN Verify - Interbank	Encrypted PIN Verify ¹	CSNBPVR	ON	O
X'00AF'	Clear PIN Encrypt	Clear PIN Encrypt	CSNBCPE	ON	O
X'00B0'	Encrypted PIN Generate - 3624	Encrypted PIN Generate ¹	CSNBEPG	ON	O
X'00B1'	Encrypted PIN Generate - GBP	Encrypted PIN Generate ¹	CSNBEPG	ON	O
X'00B2'	Encrypted PIN Generate - Interbank	Encrypted PIN Generate ¹	CSNBEPG	ON	O
X'00B3'	Encrypted PIN Translate - Translate	Encrypted PIN Translate ¹	CSNBPTR	ON	O
X'00B7'	Encrypted PIN Translate - Reformat	Encrypted PIN Translate ¹	CSNBPTR	ON	O

Table 370. Access Control Points and corresponding CCA verbs (continued)

ACP number (hex)	Name of ACP from TKE interface	Verb name	Entry point	Initial setting	Usage
X'00BB'	Clear PIN Generate Alternate - VISA PVV	Clear PIN Generate Alternate ¹	CSNBCPA	ON	O
X'00BC'	PIN Change/Unblock - change EMV PIN with OPINENC	PIN Change/Unblock ¹	CSNBPCU	ON	O
X'00BD'	PIN Change/Unblock - change EMV PIN with IPINENC	PIN Change/Unblock ¹	CSNBPCU	ON	O
X'00C3'	Clear Key Import/ Multiple Clear Key Import - DES	Clear Key Import Multiple Clear Key Import	CSNBCKI CSNBCKM	ON	SC
X'00C4'	Secure Key Import - DES, OP	Note: This ACP is included for TKE reference only, the service impacted is available only (for IBM Z) on z/OS.		ON	O
X'00CD'	Prohibit Export	Prohibit Export	CSNBPEX	ON	O
X'00CF'	Restrict PIN Messages				
X'00D6'	Control Vector Translate	Control Vector Translate	CSNBCVT	ON	SC
X'00D7'	Key Generate - Key set extended	Key Generate ²	CSNBKGN	ON	SC, SUP
X'00DA'	Cryptographic Variable Encipher	Cryptographic Variable Encipher	CSNBCVE	ON	NRP, O, SUP
X'00DB'	Key Generate - SINGLE-R	Key Generate ² Remote Key Export ²	CSNBKGN CSNDRKX	ON	NR, SC
X'00DC'	Secure Key Import - DES, IM	Note: This ACP is included for TKE reference only, the service impacted is available only (for IBM Z) on z/OS.		ON	O
X'00DF'	VISA CVV Generate	CVV Generate	CSNBCSG	ON	O
X'00E0'	VISA CVV Verify	CVV Verify	CSNBCSV	ON	O
X'00E1'	UKPT - PIN Verify_ PIN Translate	Encrypted PIN Translate ¹ Encrypted PIN Verify ¹	CSNBPTR CSNBPVR	ON	O
X'00E4'	HMAC Generate - SHA-1	HMAC Generate	CSNBHMG	ON	O
X'00E5'	HMAC Generate - SHA-224	HMAC Generate	CSNBHMG	ON	O
X'00E6'	HMAC Generate - SHA-256	HMAC Generate	CSNBHMG	ON	O
X'00E7'	HMAC Generate - SHA-384	HMAC Generate	CSNBHMG	ON	O
X'00E8'	HMAC Generate - SHA-512	HMAC Generate	CSNBHMG	ON	O

Table 370. Access Control Points and corresponding CCA verbs (continued)

ACP number (hex)	Name of ACP from TKE interface	Verb name	Entry point	Initial setting	Usage
X'00E9'	Restrict Key Attribute - Export Control	Restrict Key Attribute	CSNBRKA	ON	O
X'00EA'	Key Generate2 - OP	Key Generate2	CSNBKGN2	ON	O
X'00EB'	Key Generate2 - Key set	Key Generate2	CSNBKGN2	ON	O
X'00EC'	Key Generate2 - Key set extended	Key Generate2	CSNBKGN2	ON	O
X'00EF'	Allow ECC Private Key Export - CSNDPKT service ECC-AES1	PKA Key Translate	CSNDPKT		
X'00F1'	Symmetric Key Token Change2 - RTCMK	Key Token Change2	CSNBKTC2	ON	O
X'00F2'	Secure Key Import2 - OP	Note: This ACP is included for TKE reference only, the service impacted is available only (for IBM Z) on z/OS.		ON	O
X'00F3'	Secure Key Import2 - IM	Note: This ACP is included for TKE reference only, the service impacted is available only (for IBM Z) on z/OS.		ON	O
X'00F4'	Symmetric Key Import2 - HMAC, PKCSOAEP2	Symmetric Key Import2	CSNDSYI2	ON	O
X'00F5'	Symmetric Key Export - HMAC, PKCSOAEP2	Symmetric Key Export	CSNDSYX	ON	O
X'00F7'	HMAC Verify - SHA-1	HMAC Verify	CSNBHMV	ON	O
X'00F8'	HMAC Verify - SHA-224	HMAC Verify	CSNBHMV	ON	O
X'00F9'	HMAC Verify - SHA-256	HMAC Verify	CSNBHMV	ON	O
X'00FA'	HMAC Verify - SHA-384	HMAC Verify	CSNBHMV	ON	O
X'00FB'	HMAC Verify - SHA-512	HMAC Verify	CSNBHMV	ON	O
X'00FC'	Symmetric Key Export - AES, PKOAEP2	Symmetric Key Export ¹	CSNDSYX	ON	O
X'00FD'	Symmetric Key Import2 - AES, PKOAEP2	Symmetric Key Import2 ¹	CSNDSYI2	ON	O
X'00FE'	PKA Key Translate - Translate internal key token	PKA Key Translate	CSNDPKT	ON	O
X'00FF'	PKA Key Translate - Translate external key token	PKA Key Translate	CSNDPKT	ON	O
X'0100'	Digital Signature Generate	Digital Signature Generate	CSNDDSG	ON	O, SC

Table 370. Access Control Points and corresponding CCA verbs (continued)

ACP number (hex)	Name of ACP from TKE interface	Verb name	Entry point	Initial setting	Usage
X'0101'	Digital Signature Verify	Digital Signature Verify	CSNDDSV	ON	O
X'0102'	PKA Key Token Change RTCMK	PKA Key Token Change	CSNDKTC	ON	O
X'0103'	PKA Key Generate	PKA Key Generate ¹	CSNDPKG	ON	O, SUP
X'0104'	PKA Key Import	PKA Key Import	CSNDPKI	ON	O, SUP
X'0105'	Symmetric Key Export - DES, PKCS-1.2	Symmetric Key Export	CSNDSYX	ON	SC
X'0106'	Symmetric Key Import - DES, PKCS-1.2	Symmetric Key Import ¹	CSNDSYI	ON	O
X'0109'	Data Key Import	Data Key Import	CSNBDKM	ON	O
X'010A'	Data Key Export	Data Key Export	CSNBDKX	ON	O
X'010B'	SET Block Compose	Note: This ACP is included for TKE reference only, the service impacted is available only (for IBM Z) on z/OS.		ON	O
X'010C'	SET Block Decompose	Note: This ACP is included for TKE reference only, the service impacted is available only (for IBM Z) on z/OS.		ON	O
X'010D'	Symmetric Key Generate - DES, PKA92	Symmetric Key Generate ¹	CSNDSYG	ON	SC
X'011E'	PKA Encrypt	PKA Encrypt	CSNDPKE	ON	O, SEL
X'011F'	PKA Decrypt	PKA Decrypt	CSNDPKD	ON	SC, SEL
X'0121'	SET Block Decompose - PIN Extension IPINENC	Note: This ACP is included for TKE reference only, the service impacted is available only (for IBM Z) on z/OS.		ON	O
X'0129'	Multiple Clear Key Import/Multiple Secure Key Import - AES	Multiple Clear Key Import	CSNBCKM	ON	SC
X'012A'	Symmetric Algorithm Encipher - secure AES keys	Symmetric Algorithm Encipher ¹	CSNBSAE	ON	O
X'012B'	Symmetric Algorithm Decipher - secure AES keys	Symmetric Algorithm Decipher ¹	CSNB SAD	ON	O
X'012C'	Symmetric Key Generate - AES, PKCS0AEP, PKCS-1.2	Symmetric Key Generate	CSNDSYG	ON	SC
X'012D'	Symmetric Key Generate - AES, ZERO-PAD	Symmetric Key Generate	CSNDSYG	ON	SC

Table 370. Access Control Points and corresponding CCA verbs (continued)

ACP number (hex)	Name of ACP from TKE interface	Verb name	Entry point	Initial setting	Usage
X'012E'	Symmetric Key Import - AES, PKCSOAEP, PKCS-1.2	Symmetric Key Import	CSNDSYI	ON	O
X'012F'	Symmetric Key Import - AES, ZERO-PAD	Symmetric Key Import	CSNDSYI	ON	O
X'0130'	Symmetric Key Export - AES, PKCSOAEP. PKCS-1.2	Symmetric Key Export	CSNDSYX	ON	SC
X'0131'	Symmetric Key Export - AES, ZERO-PAD	Symmetric Key Export	CSNDSYX	ON	SC
X'013D'	Diversified Key Generate - Allow wrapping override keywords	Diversified Key Generate	CSNBDKG	ON	O
X'013E'	Symmetric Key Generate - Allow wrapping override keywords	Symmetric Key Generate	CSNDSYG	ON	O
X'013F'	Remote Key Export - include RKX in default wrap config	Remote Key Export	CSNDRKX	ON	SC
X'0140'	Key Part Import - Allow wrapping override keywords	Key Part Import	CSNBKPI	ON	O
X'0141'	Multiple Clear Key Import - Allow wrapping override keywords	Multiple Clear Key Import	CSNBCKM	ON	O
X'0142'	Multiple Secure Key Import - Allow wrapping override keywords	This ACP is for verbs CSNBSKI / CSNBSKM but these are not supported on Linux on Z, but are supported on z/OS.		ON	O
X'0144'	Symmetric Key Import - Allow wrapping override keywords	Symmetric Key Import	CSNDSYI	ON	O
X'0149'	Key Translate2	Key Translate2	CSNBKTR2	ON	O
X'014A'	Key Translate2 - Allow wrapping override keywords	Key Translate2	CSNBKTR2	ON	O
X'014D'	TR31 Export - Permit version A TR-31 key blocks	Key Export to TR31 ¹	CSNBT31X	ON	O
X'014E'	TR31 Export - Permit version B TR-31 key blocks	Key Export to TR31 ¹	CSNBT31X	ON	O
X'014F'	TR31 Export - Permit version C TR-31 key blocks	Key Export to TR31 ¹	CSNBT31X	ON	O

Table 370. Access Control Points and corresponding CCA verbs (continued)

ACP number (hex)	Name of ACP from TKE interface	Verb name	Entry point	Initial setting	Usage
X'0150'	TR31 Import - Permit version A TR-31 key blocks	TR31 Key Import ¹	CSNBT31I	ON	O
X'0151'	TR31 Import - Permit version B TR-31 key blocks	TR31 Key Import ¹	CSNBT31I	ON	O
X'0152'	TR31 Import - Permit version C TR-31 key blocks	TR31 Key Import ¹	CSNBT31I	ON	O
X'0153'	TR31 Import - Permit override of default wrapping method	TR31 Key Import ¹	CSNBT31I	ON	O, SC
X'0154'	Restrict Key Attribute - Permit setting the TR-31 export bit	Restrict Key Attribute ¹	CSNBRKA	ON	O
X'0155'	CVV Key Combine	CVV Key Combine	CSNBCKC	ON	O
X'0156'	CVV Key Combine - Allow wrapping override keywords	CVV Key Combine ¹	CSNBCKC	ON	O, SC
X'0157'	CVV Key Combine - Permit mixed key types	CVV Key Combine ¹	CSNBCKC	ON	O, SC
X'0158'	TR31 Export - Permit any CCA key if INCL-CV is specified	Key Export to TR31 ¹	CSNBT31X	ON	O, SC
X'015A'	TR31 Import - Permit C0 to MAC/MACVER:CVVKEY-A	TR31 Key Import ¹	CSNBT31I	OFF	O, SC
X'015B'	TR31 Import - Permit C0 to MAC/MACVER:AMEX-CSC	TR31 Key Import ¹	CSNBT31I	OFF	O, SC
X'015C'	TR31 Import - Permit K0:E to EXPORTER/OKEYXLAT	TR31 Key Import ¹	CSNBT31I	OFF	O, SC
X'015D'	TR31 Import - Permit K0:D to IMPORTER/IKEYXLAT	TR31 Key Import ¹	CSNBT31I	OFF	O
X'015E'	TR31 Import - Permit K0:B to EXPORTER/OKEYXLAT	TR31 Key Import ¹	CSNBT31I	OFF	O
X'015F'	TR31 Import - Permit K0:B to IMPORTER/IKEYXLAT	TR31 Key Import ¹	CSNBT31I	OFF	O

Table 370. Access Control Points and corresponding CCA verbs (continued)

ACP number (hex)	Name of ACP from TKE interface	Verb name	Entry point	Initial setting	Usage
X'0160'	TR31 Import - Permit K1:E to EXPORTER/OKEYXLAT	TR31 Key Import ¹	CSNBT31I	OFF	0
X'0161'	TR31 Import - Permit K1:D to IMPORTER/IKEYXLAT	TR31 Key Import ¹	CSNBT31I	OFF	0
X'0162'	TR31 Import - Permit K1:B to EXPORTER/OKEYXLAT	TR31 Key Import ¹	CSNBT31I	OFF	0
X'0163'	TR31 Import - Permit K1:B to IMPORTER/IKEYXLAT	TR31 Key Import ¹	CSNBT31I	OFF	0
X'0164'	TR31 Import - Permit M0/M1/M3 to MAC/MACVER:ANY-MAC	TR31 Key Import ¹	CSNBT31I	ON	0
X'0165'	TR31 Import - Permit P0:E to OPINENC	TR31 Key Import ¹	CSNBT31I	ON	0
X'0166'	TR31 Import - Permit P0:D to IPINENC	TR31 Key Import ¹	CSNBT31I	ON	0
X'0167'	TR31 Import - Permit V0 to PINGEN:NO-SPEC	TR31 Key Import ¹	CSNBT31I	OFF	0
X'0168'	TR31 Import - Permit V0 to PINVER:NO-SPEC	TR31 Key Import ¹	CSNBT31I	OFF	0
X'0169'	TR31 Import - Permit V1 to PINGEN:IBM-PIN/IBM-PINO	TR31 Key Import ¹	CSNBT31I	ON	0
X'016A'	TR31 Import - Permit V1 to PINVER:IBM-PIN/IBM-PINO	TR31 Key Import ¹	CSNBT31I	ON	0
X'016B'	TR31 Import - Permit V2 to PINGEN:VISA-PVV	TR31 Key Import ¹	CSNBT31I	ON	0
X'016C'	TR31 Import - Permit V2 to PINVER:VISA-PVV	TR31 Key Import ¹	CSNBT31I	ON	0
X'016D'	TR31 Import - Permit E0 to DKYGENKY:DKYL0+DMAC	TR31 Key Import ¹	CSNBT31I	OFF	0
X'016E'	TR31 Import - Permit E0 to DKYGENKY:DKYL0+DMV	TR31 Key Import ¹	CSNBT31I	OFF	0
X'016F'	TR31 Import - Permit E0 to DKYGENKY:DKYL1+DMAC	TR31 Key Import ¹	CSNBT31I	OFF	0
X'0170'	TR31 Import - Permit E0 to DKYGENKY:DKYL1+DMV	TR31 Key Import ¹	CSNBT31I	OFF	0

Table 370. Access Control Points and corresponding CCA verbs (continued)

ACP number (hex)	Name of ACP from TKE interface	Verb name	Entry point	Initial setting	Usage
X'0171'	TR31 Import - Permit E1 to DKYGENKY:DKYL0+DMPIN	TR31 Key Import ¹	CSNBT31I	OFF	0
X'0172'	TR31 Import - Permit E1 to DKYGENKY:DKYL0+DDATA	TR31 Key Import ¹	CSNBT31I	OFF	0
X'0173'	TR31 Import - Permit E1 to DKYGENKY:DKYL1+DMPIN	TR31 Key Import ¹	CSNBT31I	OFF	0
X'0174'	TR31 Import - Permit E1 to DKYGENKY:DKYL1+DDATA	TR31 Key Import ¹	CSNBT31I	OFF	0
X'0175'	TR31 Import - Permit E2 to DKYGENKY:DKYL0+DMAC	TR31 Key Import ¹	CSNBT31I	OFF	0
X'0176'	TR31 Import - Permit E2 to DKYGENKY:DKYL1+DMAC	TR31 Key Import ¹	CSNBT31I	OFF	0
X'0177'	TR31 Import - Permit E3 to ENCIPHER	TR31 Key Import ¹	CSNBT31I	OFF	0
X'0178'	TR31 Import - Permit E4 to DKYGENKY:DKYL0+DDATA	TR31 Key Import ¹	CSNBT31I	ON	0
X'0179'	TR31 Import - Permit E5 to DKYGENKY:DKYL0+DMAC	TR31 Key Import ¹	CSNBT31I	OFF	0
X'017A'	TR31 Import - Permit E5 to DKYGENKY:DKYL0+DDATA	TR31 Key Import ¹	CSNBT31I	OFF	0
X'017B'	TR31 Import - Permit E5 to DKYGENKY:DKYL0+DEXP	TR31 Key Import ¹	CSNBT31I	OFF	0
X'017C'	TR31 Import - Permit V0/V1/V2:N to PINGEN/PINVER	TR31 Key Import ¹	CSNBT31I	OFF	0, SC
X'017D'	TR31 Import - Permit HMAC MAC	TR31 Key Import	CSNBT31I	OFF	0, SC
X'0180'	TR31 Export - Permit KEYGENKY:UKPT to B0	Key Export to TR31 ¹	CSNBT31X	ON	0
X'0181'	TR31 Export - Permit MAC/MACVER:AMEX-CSC to C0:G/C/V	Key Export to TR31 ¹	CSNBT31X	OFF	0
X'0182'	TR31 Export - Permit MAC/MACVER:CVV-KEYA to C0:G/C/V	Key Export to TR31 ¹	CSNBT31X	OFF	0
X'0183'	TR31 Export - Permit MAC/MACVER:ANY-MAC to C0:G/C/V	Key Export to TR31 ¹	CSNBT31X	ON	0
X'0184'	TR31 Export - Permit DATA to C0:G/C	Key Export to TR31 ¹	CSNBT31X	ON	0

Table 370. Access Control Points and corresponding CCA verbs (continued)

ACP number (hex)	Name of ACP from TKE interface	Verb name	Entry point	Initial setting	Usage
X'0185'	TR31 Export - Permit ENCIPHER/DECIPHER/CIPHER to D0:E/D/B	Key Export to TR31 ¹	CSNBT31X	ON	O
X'0186'	TR31 Export - Permit DATA to D0:B	Key Export to TR31 ¹	CSNBT31X	ON	O
X'0187'	TR31 Export - Permit EXPORTER/OKEYXLAT to K0:E	Key Export to TR31 ¹	CSNBT31X	OFF	O
X'0188'	TR31 Export - Permit IMPORTER/IKEYXLAT to K0:D	Key Export to TR31 ¹	CSNBT31X	OFF	O
X'0189'	TR31 Export - Permit EXPORTER/OKEYXLAT to K1:E	Key Export to TR31 ¹	CSNBT31X	OFF	O
X'018A'	TR31 Export - Permit IMPORTER/IKEYXLAT to K1:D	Key Export to TR31 ¹	CSNBT31X	OFF	O
X'018B'	TR31 Export - Permit MAC/DATA/DATAM to M0:G/C	Key Export to TR31 ¹	CSNBT31X	OFF	O
X'018C'	TR31 Export - Permit MACVER/DATAMV to M0:V	Key Export to TR31 ¹	CSNBT31X	ON	O
X'018D'	TR31 Export - Permit MAC/DATA/DATAM to M1:G/C	Key Export to TR31 ¹	CSNBT31X	ON	O
X'018E'	TR31 Export - Permit MACVER/DATAMV to M1:V	Key Export to TR31 ¹	CSNBT31X	ON	O
X'018F'	TR31 Export - Permit MAC/DATA/DATAM to M3:G/C	Key Export to TR31 ¹	CSNBT31X	ON	O
X'0190'	TR31 Export - Permit MACVER/DATAMV to M3:V	Key Export to TR31 ¹	CSNBT31X	ON	O
X'0191'	TR31 Export - Permit OPINENC to P0:E	Key Export to TR31 ¹	CSNBT31X	ON	O
X'039D'	Key Generate2 - Allow GEN of OPOP EPVR/OPIN Key Pair	Key Generate2	CSNBKGN2		
X'039E'	T31 Export - Permit DES OPINENC/IPINENC to P0:B	Key Export to TR31 ¹	CSNBT31X	ON	SC
X'0192'	TR31 Export - Permit IPINENC to P0:D	Key Export to TR31 ¹	CSNBT31X	ON	O
X'0193'	TR31 Export - Permit PINVER:NO-SPEC to V0	Key Export to TR31 ¹	CSNBT31X	OFF	O

Table 370. Access Control Points and corresponding CCA verbs (continued)

ACP number (hex)	Name of ACP from TKE interface	Verb name	Entry point	Initial setting	Usage
X'0194'	TR31 Export - Permit PINGEN:NO-SPEC to V0	Key Export to TR31 ¹	CSNBT31X	OFF	0
X'0195'	TR31 Export - Permit PINVER:NO-SPEC/IBM-PIN/IBM-PINO to V1	Key Export to TR31 ¹	CSNBT31X	ON	0
X'0196'	TR31 Export - Permit PINGEN:NO-SPEC/IBM-PIN/IBM-PINO to V1	Key Export to TR31 ¹	CSNBT31X	ON	0
X'0197'	TR31 Export - Permit PINVER:NO-SPEC/VISA-PVV to V2	Key Export to TR31 ¹	CSNBT31X	ON	0
X'0198'	TR31 Export - Permit PINGEN:NO-SPEC/VISA-PVV to V2	Key Export to TR31 ¹	CSNBT31X	ON	0
X'0199'	TR31 Export - Permit DKYGENKY:DKYL0+DMAC to E0	Key Export to TR31 ¹	CSNBT31X	OFF	0
X'019A'	TR31 Export - Permit DKYGENKY:DKYL0+DMV to E0	Key Export to TR31 ¹	CSNBT31X	OFF	0
X'019B'	TR31 Export - Permit DKYGENKY:DKYL0+DALL to E0	Key Export to TR31 ¹	CSNBT31X	OFF	0
X'019C'	TR31 Export - Permit DKYGENKY:DKYL1+DMAC to E0	Key Export to TR31 ¹	CSNBT31X	OFF	0
X'019D'	TR31 Export - Permit DKYGENKY:DKYL1+DMV to E0	Key Export to TR31 ¹	CSNBT31X	OFF	0
X'019E'	TR31 Export - Permit DKYGENKY:DKYL1+DALL to E0	Key Export to TR31 ¹	CSNBT31X	OFF	0
X'019F'	TR31 Export - Permit DKYGENKY:DKYL0+DDATA to E1	Key Export to TR31 ¹	CSNBT31X	OFF	0
X'01A0'	TR31 Export - Permit DKYGENKY:DKYL0+DMPIN to E1	Key Export to TR31 ¹	CSNBT31X	OFF	0
X'01A1'	TR31 Export - Permit DKYGENKY:DKYL0+DALL to E1	Key Export to TR31 ¹	CSNBT31X	OFF	0
X'01A2'	TR31 Export - Permit DKYGENKY:DKYL1+DDATA to E1	Key Export to TR31 ¹	CSNBT31X	OFF	0

Table 370. Access Control Points and corresponding CCA verbs (continued)

ACP number (hex)	Name of ACP from TKE interface	Verb name	Entry point	Initial setting	Usage
X'01A3'	TR31 Export - Permit DKYGENKY:DKYL1+DMPIN to E1	Key Export to TR31 ¹	CSNBT31X	OFF	0
X'01A4'	TR31 Export - Permit DKYGENKY:DKYL1+DALL to E1	Key Export to TR31 ¹	CSNBT31X	OFF	0
X'01A5'	TR31 Export - Permit DKYGENKY:DKYL0+DMAC to E2	Key Export to TR31 ¹	CSNBT31X	OFF	0
X'01A6'	TR31 Export - Permit DKYGENKY:DKYL0+DALL to E2	Key Export to TR31 ¹	CSNBT31X	OFF	0
X'01A7'	TR31 Export - Permit DKYGENKY:DKYL1+DMAC to E2	Key Export to TR31 ¹	CSNBT31X	OFF	0
X'01A8'	TR31 Export - Permit DKYGENKY:DKYL1+DALL to E2	Key Export to TR31 ¹	CSNBT31X	OFF	0
X'01A9'	TR31 Export - Permit DATA/MAC/CIPHER/ENCIPHER to E3	Key Export to TR31 ¹	CSNBT31X	OFF	0
X'01AA'	TR31 Export - Permit DKYGENKY:DKYL0+DDATA to E4	Key Export to TR31 ¹	CSNBT31X	ON	0
X'01AB'	TR31 Export - Permit DKYGENKY:DKYL0+DALL to E4	Key Export to TR31 ¹	CSNBT31X	ON	0
X'01AC'	TR31 Export - Permit DKYGENKY:DKYL0+DEXP to E5	Key Export to TR31 ¹	CSNBT31X	OFF	0
X'01AD'	TR31 Export - Permit DKYGENKY:DKYL0+DMAC to E5	Key Export to TR31 ¹	CSNBT31X	OFF	0
X'01AE'	TR31 Export - Permit DKYGENKY:DKYL0+DDATA to E5	Key Export to TR31 ¹	CSNBT31X	OFF	0
X'01AF'	TR31 Export - Permit DKYGENKY:DKYL0+DALL to E5	Key Export to TR31 ¹	CSNBT31X	ON	0
X'01B0'	TR31 Export - Permit PINGEN/PINVER to V0/V1/V2:N	Key Export to TR31 ¹	CSNBT31X	OFF	0, SC

Table 370. Access Control Points and corresponding CCA verbs (continued)

ACP number (hex)	Name of ACP from TKE interface	Verb name	Entry point	Initial setting	Usage
X'01B1'	Public Infrastructure Management	Public Infrastructure Manage	CSNDPIM Note: This ACP is required for a TKE service.	ON	0
X'01B2'	PIM: Load Root Certificate	Public Infrastructure Manage	CSNDPIM Note: This ACP is required for a TKE service.	ON	0
X'01B3'	PIM: Activate Root Certificate	Public Infrastructure Manage	CSNDPIM Note: This ACP is required for a TKE service.	ON	0
X'01B4'	PIM: Renew Certificate	Public Infrastructure Manage	CSNDPIM Note: This ACP is required for a TKE service.	ON	0
X'01B5'	Change Certificate Label	Public Infrastructure Manage	CSNDPIM Note: This ACP is required for a TKE service.	ON	0
X'01B6'	Delete Certificate	Public Infrastructure Manage	CSNDPIM Note: This ACP is required for a TKE service.	ON	0
X'01B7'	Signature Algorithm SHA+RSA	Public Infrastructure Manage	CSNDPIM Note: This ACP is required for a TKE service.	ON	0

Table 370. Access Control Points and corresponding CCA verbs (continued)

ACP number (hex)	Name of ACP from TKE interface	Verb name	Entry point	Initial setting	Usage
X'01B8'	Signature Algorithm ECDSA	Public Infrastructure Manage	CSNDPIM Note: This ACP is required for a TKE service.	ON	0
X'01B9'	Signature Algorithm RSASSA_PSS	Public Infrastructure Manage	CSNDPIM Note: This ACP is required for a TKE service.	ON	0
X'01BA'	Signature Algorithm SHA-1	Public Infrastructure Manage	CSNDPIM Note: This ACP is required for a TKE service.	ON	0
X'01BB'	Signature Algorithm SHA-224	Public Infrastructure Manage	CSNDPIM Note: This ACP is required for a TKE service.	ON	0
X'01BC'	Signature Algorithm SHA-256	Public Infrastructure Manage	CSNDPIM Note: This ACP is required for a TKE service.	ON	0
X'01BD'	Signature Algorithm SHA-384	Public Infrastructure Manage	CSNDPIM Note: This ACP is required for a TKE service.	ON	0
X'01BE'	Signature Algorithm SHA-512	Public Infrastructure Manage	CSNDPIM Note: This ACP is required for a TKE service.	ON	0

Table 370. Access Control Points and corresponding CCA verbs (continued)

ACP number (hex)	Name of ACP from TKE interface	Verb name	Entry point	Initial setting	Usage
X'01BF'	Load Sub-CA Certificate	Public Infrastructure Manage	CSNDPIM	ON	O
			Note: This ACP is required for a TKE service.		
X'01C0'	Cipher Text Translate2	Cipher Text Translate2	CSNBCTT2	ON	O
X'01C1'	Cipher Text Translate2 - Allow translate from AES to TDES	Cipher Text Translate2	CSNBCTT2	ON	SC
X'01C2'	Cipher Text Translate2 - Allow translate to weaker AES	Cipher Text Translate2	CSNBCTT2	ON	SC
X'01C3'	Cipher Text Translate2 - Allow translate to weaker DES	Cipher Text Translate2	CSNBCTT2	ON	SC
X'01C4'	Cipher Text Translate2 - Allow only cipher text translate types	Cipher Text Translate2	CSNBCTT2	OFF	O
X'01C5'	Disallow translation from AES wrapping to DES wrapping	Key Translate2	CSNBKTR2		O, R
X'01C6'	Disallow translation from AES wrapping to weaker AES wrapping	Key Translate2	CSNBKTR2		O, R
X'01C7'	Disallow translation from DES wrapping to weaker DES wrapping	Key Translate2	CSNBKTR2		O, R
X'01C8'	Unique Key Derive	Unique Key Derive	CSNBUKD	ON	O
X'01C9'	Unique Key Derive - Allow PIN-DATA processing	Unique Key Derive	CSNBUKD	OFF	NR
X'01CA'	Unique Key Derive - Override default wrapping	Unique Key Derive	CSNBUKD	ON	O
X'01CB'	Key Test - Warn when keyword inconsistent with key length	Key Test Extended	CSNBKYTX	OFF	O
X'01CC'	Access Control Tracking - Enable	Access Control Tracking	CSUAACT	OFF	O
X'01CD'	Symmetric Algorithm Encipher - AES GCM	Symmetric Algorithm Encipher	CSNBSAE	ON	O

Table 370. Access Control Points and corresponding CCA verbs (continued)

ACP number (hex)	Name of ACP from TKE interface	Verb name	Entry point	Initial setting	Usage
X'01CE'	Symmetric Algorithm Decipher - AES GCM	Symmetric Algorithm Decipher	CSNBSAD	ON	0
X'01D0'	TR31 Export - Permit AES CIPHER to D0:E/D/B	Key Export to TR31	CSNBT31X		0
X'01D1'	TR31 Export - Permit AES MAC: CMAC to M6:G/C/V	Key Export to TR31	CSNBT31X		0
X'01D2'	TR31 Export - Permit AES PINPROT to P0:E/D	Key Export to TR31	CSNBT31X		0
X'01D3'	TR31 Export - Permit AES EXPORTER to K0:E	Key Export to TR31	CSNBT31X		0
X'01D4'	TR31 Export - Permit AES EXPORTER to K1:E	Key Export to TR31	CSNBT31X		0
X'01D5'	TR31 Export - Permit AES EXPORTER to K4:E	Key Export to TR31	CSNBT31X		0
X'01D6'	TR31 Export - Permit AES IMPORTER to K0:D	Key Export to TR31	CSNBT31X		0
X'01D7'	TR31 Export - Permit AES IMPORTER to K1:D	Key Export to TR31	CSNBT31X		0
X'01D8'	TR31 Export - Permit AES IMPORTER to K4:D	Key Export to TR31	CSNBT31X		0
X'01D9'	TR31 Export - Permit AES DKYGENKY to E0:X	Key Export to TR31	CSNBT31X		0
X'01DA'	TR31 Export - Permit AES DKYGENKY:D-ALL/DCIPHER to E1:X	Key Export to TR31	CSNBT31X		0
X'01DB'	TR31 Export - Permit AES DKYGENKY:D-ALL/D-MAC to E2:X	Key Export to TR31	CSNBT31X		0
X'01DC'	TR31 Export - Permit AES CIPHER to E3/E/B,DKYGENKY:D-ALL/DCIP to E3:X	Key Export to TR31	CSNBT31X		0
X'01DD'	Permit AES DKYGENKY:D-ALL/D-CIPHER to E4:X	Key Export to TR31	CSNBT31X		0
X'01DE'	TR31 Export - Permit AES DKYGENKY:D-MAC to E5:X	Key Export to TR31	CSNBT31X		0
X'01DF'	TR34 Key Receive - Allow wrapping override keywords	TR-34 Key Receive	CSNBT34R		0

Table 370. Access Control Points and corresponding CCA verbs (continued)

ACP number (hex)	Name of ACP from TKE interface	Verb name	Entry point	Initial setting	Usage
X'01E0'	TR31 Import - Permit D0:E/D/B to AES CIPHER:ENC/DEC/ENC+DEC	TR31 Key Import	CSNBT31I		0
X'01E1'	TR31 Import - Permit M6:G/C/V to AES MAC:CMAC +GENONLY/GEN/VER	TR31 Key Import	CSNBT31I		0
X'01E2'	TR31 Import - Permit P0:E/D to AES PINPROT:ENC/DEC+CBC +ISO-4	TR31 Key Import	CSNBT31I		0
X'01E3'	TR31 Import - Permit K0:E to AES EXPORTER	TR31 Key Import	CSNBT31I		0
X'01E4'	TR31 Import - Permit K0:D to AES IMPORTER	TR31 Key Import	CSNBT31I		0
X'01E5'	TR31 Import - Permit K1/K4:E to AES EXPORTER:EXPTT31D +VARDRV-D	TR31 Key Import	CSNBT31I		0
X'01E6'	TR31 Import - Permit AES K1/K4:D to AES IMPORTER:IMPPTT31D +VARDRV-D	TR31 Key Import	CSNBT31I		0
X'01E7'	TR31 Import - Permit E0:X to AES DKYGENKY:DKYL0/L1/L2+D-MAC+GEN+CMAC	TR31 Key Import	CSNBT31I		0
X'01E8'	TR31 Import - Permit E1:X to AES DKYGENKY:DKYL0/L1/L2+D-SECMSG+SMPIN	TR31 Key Import	CSNBT31I		0
X'01E9'	TR31 Import - Permit E2:X to AES DKYGENKY:DKYL0/L1/L2+D-MAC+GEN+CMAC	TR31 Key Import	CSNBT31I		0
X'01EA'	TR31 Import - Permit E3:X to AES DKYGENKY:D-CIPHER+ENC+DEC+CBC	TR31 Key Import	CSNBT31I		0
X'01EB'	TR31 Import - Permit E3:E/B to AES CIPHER:ENCRYPT/ENC+DEC	TR31 Key Import	CSNBT31I		0
X'01EC'	TR31 Import - Permit E4:X to AES DKYGENKY:DKYL0/L1/L2+D-CIPHER+ENC+DEC	TR31 Key Import	CSNBT31I		0

Table 370. Access Control Points and corresponding CCA verbs (continued)

ACP number (hex)	Name of ACP from TKE interface	Verb name	Entry point	Initial setting	Usage
X'01ED'	TR31 Import - Permit E5:X to AES DKYGENKY:DKYL0/L1/L2/D-MAC+GEN+CMAC	TR31 Key Import	CSNBT31I		0
X'01EE'	PKA Key Translate - allow COMP-TAG	PKA Key Translate	CSNDPKT		0
X'01EF'	PKA Key Translate - allow COMP-CHK	PKA Key Translate	CSNDPKT		0
X'01F0'	TR-34 Bind-Begin	TR-34 Bind-Begin	CSNDT34B		0
X'01F1'	TR-34 Bind-Begin - allow BINDCR	TR-34 Bind-Begin	CSNDT34B		0
X'01F2'	TR-34 Bind-Begin - allow UNBINDCR	TR-34 Bind-Begin	CSNDT34B		0
X'01F3'	TR-34 Bind-Begin - allow REBINDCR	TR-34 Bind-Begin	CSNDT34B		0
X'01F4'	TR-34 Bind-Complete	TR-34 Bind-Complete	CSNDT34C		0
X'01F5'	TR-34 Bind-Complete - allow BINDKRDC	TR-34 Bind-Complete	CSNDT34C		0
X'01F6'	TR-34 Bind-Complete - allow BINDRV	TR-34 Bind-Complete	CSNDT34C		0
X'01F7'	TR-34 Bind-Complete - allow UNBINDRV	TR-34 Bind-Complete	CSNDT34C		0
X'01F8'	TR-34 Bind-Complete - allow REBINDRV	TR-34 Bind-Complete	CSNDT34C		0
X'01F9'	TR-34 Key Distribution	TR-34 Key Distribution	CSNDT34D		0
X'01FA'	TR-34 Key Distribution - Allow 2PASSCRE	TR-34 Key Distribution	CSNDT34D		0
X'01FB'	TR-34 Key Distribution - Allow 1PASSCRE	TR-34 Key Distribution	CSNDT34D		0
X'01FC'	TR-34 Key Receive	TR-34 Key Receive	CSNDT34R		0
X'01FD'	TR-34 Key Receive - Allow 2PASSRCV	TR-34 Key Receive	CSNDT34R		0
X'01FE'	TR-34 Key Receive - Allow 1PASSRCV	TR-34 Key Receive	CSNDT34R		0
X'01FF'	Permit X.509 without PKI root validation				
X'0203'	Retained Key Delete	Retained Key Delete	CSNDRKD	ON	0, SEL
X'0204'	PKA Key Generate - Clone	PKA Key Generate ¹	CSNDPKG	ON	0
X'0205'	PKA Key Generate - Clear	PKA Key Generate ¹	CSNDPKG	ON	0, SUP

Table 370. Access Control Points and corresponding CCA verbs (continued)

ACP number (hex)	Name of ACP from TKE interface	Verb name	Entry point	Initial setting	Usage
X'0206'	PKA Encipher - Clear Key Disallow PKCS-1.2	PKA Encrypt	CSNDPKE	ON	0
X'0207'	PKA Encipher - Clear Key Disallow ZERO-PAD	PKA Encrypt	CSNDPKE	ON	0
X'0208'	PKA Encipher - Clear Key Disallow MRP	PKA Encrypt	CSNDPKE	ON	0
X'0209'	PKA Encipher - Clear Key Disallow PKCSOAEP	PKA Encrypt	CSNDPKE	ON	0
X'020A'	PKA Decipher - Key Data Disallow PKCS-1.2	PKA Decrypt	CSNDPKD	ON	0
X'020B'	PKA Decipher - Key Data Disallow ZERO-PAD	PKA Decrypt	CSNDPKD	ON	0
X'020C'	PKA Decipher - Key Data Disallow PKCSOAEP	PKA Decrypt	CSNDPKD	ON	0
X'020D'	Permit HMAC MAC to M7:G/V/C	Key Export to TR31 ¹	CSNBT31X	OFF	0
X'0230'	Retained Key List	Retained Key List	CSNDRKL	ON	0
X'0235'	Symmetric Key Import - DES, PKA92 KEK	Symmetric Key Import ¹	CSNDSYI	ON	0
X'023C'	Symmetric Key Generate - DES, ZERO-PAD	Symmetric Key Generate ¹	CSNDSYG	ON	0, SC
X'023D'	Symmetric Key Import - DES, ZERO-PAD	Symmetric Key Import ¹	CSNDSYI	ON	0, SC
X'023E'	Symmetric Key Export - DES, ZERO-PAD	Symmetric Key Export ¹	CSNDSYX	ON	0, SC
X'023F'	Symmetric Key Generate - DES, PKCS-1.2	Symmetric Key Generate ¹	CSNDSYG	ON	0, SC
X'0261'	TKE Authorization for domain 0	Note: This ACP is included for TKE reference only, the service impacted is available only (for IBM Z) on z/OS.		OFF	0
X'0262'	TKE Authorization for domain 1	Note: This ACP is included for TKE reference only, the service impacted is available only (for IBM Z) on z/OS.		OFF	0
X'0263'	TKE Authorization for domain 2	Note: This ACP is included for TKE reference only, the service impacted is available only (for IBM Z) on z/OS.		OFF	0
X'0264'	TKE Authorization for domain 3	Note: This ACP is included for TKE reference only, the service impacted is available only (for IBM Z) on z/OS.		OFF	0

Table 370. Access Control Points and corresponding CCA verbs (continued)

ACP number (hex)	Name of ACP from TKE interface	Verb name	Entry point	Initial setting	Usage
X'0265'	TKE Authorization for domain 4	Note: This ACP is included for TKE reference only, the service impacted is available only (for IBM Z) on z/OS.		OFF	0
X'0266'	TKE Authorization for domain 5	Note: This ACP is included for TKE reference only, the service impacted is available only (for IBM Z) on z/OS.		OFF	0
X'0267'	TKE Authorization for domain 6	Note: This ACP is included for TKE reference only, the service impacted is available only (for IBM Z) on z/OS.		OFF	0
X'0268'	TKE Authorization for domain 7	Note: This ACP is included for TKE reference only, the service impacted is available only (for IBM Z) on z/OS.		OFF	0
X'0269'	TKE Authorization for domain 8	Note: This ACP is included for TKE reference only, the service impacted is available only (for IBM Z) on z/OS.		OFF	0
X'026A'	TKE Authorization for domain 9	Note: This ACP is included for TKE reference only, the service impacted is available only (for IBM Z) on z/OS.		OFF	0
X'026B'	TKE Authorization for domain 10	Note: This ACP is included for TKE reference only, the service impacted is available only (for IBM Z) on z/OS.		OFF	0
X'026C'	TKE Authorization for domain 11	Note: This ACP is included for TKE reference only, the service impacted is available only (for IBM Z) on z/OS.		OFF	0
X'026D'	TKE Authorization for domain 12	Note: This ACP is included for TKE reference only, the service impacted is available only (for IBM Z) on z/OS.		OFF	0
X'026E'	TKE Authorization for domain 13	Note: This ACP is included for TKE reference only, the service impacted is available only (for IBM Z) on z/OS.		OFF	0
X'026F'	TKE Authorization for domain 14	Note: This ACP is included for TKE reference only, the service impacted is available only (for IBM Z) on z/OS.		OFF	0
X'0270'	TKE Authorization for domain 15	Note: This ACP is included for TKE reference only, the service impacted is available only (for IBM Z) on z/OS.		OFF	0
X'0273'	Secure Messaging for Keys	Secure Messaging for Keys	CSNBSKY	ON	0

Table 370. Access Control Points and corresponding CCA verbs (continued)

ACP number (hex)	Name of ACP from TKE interface	Verb name	Entry point	Initial setting	Usage
X'0274'	Secure Messaging for PINs	Secure Messaging for PINs	CSNBSPN	ON	O
X'0275'	DATAM Key Management Control	Diversified Key Generate Data Key Import Data Key Export Key Export Key Generate Key Import	CSNBDKG CSNBDKM CSNBDKX CSNBKEX CSNBKGN CSNBKIM	ON	O
X'0276'	Key Export - Unrestricted	Key Export	CSNBKEX	ON	O, SC
X'0277'	Data Key Export - Unrestricted	Data Key Export	CSNBDKX	ON	O, SC
X'0278'	Key Part Import - ADD-PART	Key Part Import ¹	CSNBKPI	ON	SC, SEL
X'0279'	Key Part Import - COMPLETE	Key Part Import ¹	CSNBKPI	ON	SC, SEL
X'027A'	Key Part Import - Unrestricted	Key Part Import	CSNBKPI	ON	O, SC
X'027B'	Key Import - Unrestricted	Key Import	CSNBKIM	ON	O, SC
X'027C'	Data Key Import - Unrestricted	Data Key Import	CSNBDKM	ON	O, SC
X'027D'	PKA Key Generate - Permit Regeneration Data	PKA Key Generate ¹	CSNDPKG	ON	O, NRP, SC
X'027E'	PKA Key Generate - Permit Regeneration Data Retain	PKA Key Generate ¹	CSNDPKG	ON	O, NRP, SC
X'027F'	PKA Key Generate - Clear CRYSTALS-Dilithium keys	PKA Key Generate	CSNDPKG		
X'0290'	Diversified Key Generate - DKYGENKY - DALL	Diversified Key Generate ² PIN Change/Unblock ²	CSNBDKG CSNBPCU	OFF	O, SC
X'0291'	Transaction Validation - Generate	Transaction Validation ¹	CSNBTRV	ON	O, SEL
X'0292'	Transaction Validation - Verify CSC-3	Transaction Validation ¹	CSNBTRV	ON	O
X'0293'	Transaction Validation - Verify CSC-4	Transaction Validation ¹	CSNBTRV	ON	O
X'0294'	Transaction Validation - Verify CSC-5	Transaction Validation ¹	CSNBTRV	ON	O

Table 370. Access Control Points and corresponding CCA verbs (continued)

ACP number (hex)	Name of ACP from TKE interface	Verb name	Entry point	Initial setting	Usage
X'0295'	High-performance secure DES keys	Enables CPACF key translation for DES keys.	N/A	ON	0
X'0296'	High-performance secure AES keys	Enables CPACF key translation for AES keys.	N/A	ON	0
X'0297'	Key Part Import2 - Load first key part, require 3 key parts	Key Part Import2	CSNBKPI2	ON	0
X'0298'	Key Part Import2 - Load first key part, require 2 key parts	Key Part Import2	CSNBKPI2	ON	0
X'0299'	Key Part Import2 - Load first key part, require 1 key parts	Key Part Import2	CSNBKPI2	ON	0
X'029A'	Key Part Import2 - Add second of 3 or more key parts	Key Part Import2	CSNBKPI2	ON	0
X'029B'	Key Part Import2 - Add last required key part	Key Part Import2	CSNBKPI2	ON	0
X'029C'	Key Part Import2 - Add optional key part	Key Part Import2	CSNBKPI2	ON	0
X'029D'	Key Part Import2 - Complete key	Key Part Import2	CSNBKPI2	ON	SEL
X'029E'	Operational Key Load - Variable-Length Tokens	Key Part Import2	CSNBKPI2	ON	0
X'02AB'	CCA Device Certificate Delete, Auth (Smart Card)				
X'02AC'	TKE CA Certificate Exp Delete (Smart Card)				
X'02B0'	Recover PIN from Offset	Recover PIN from Offset	CSNBPFO	ON	0
X'02B1'	Authentication Parameter Generate	Authentication Parameter Generate	CSNBAPG	ON	0
X'02B2'	Authentication Parameter Generate - Clear	Authentication Parameter Generate ¹	CSNBAPG	ON	0
X'02B3'	Symmetric Key Export - AESKWCV	Symmetric Key Export	CSNDSYX	ON	0
X'02B4'	Symmetric Key Import2 - AESKWCV	Symmetric Key Import2	CSNDSYI2	ON	0
X'02B5'	Symmetric Key Export with Data	Symmetric Key Export with Data	CSNDSXD	ON	0

Table 370. Access Control Points and corresponding CCA verbs (continued)

ACP number (hex)	Name of ACP from TKE interface	Verb name	Entry point	Initial setting	Usage
X'02B6'	Symmetric Key Export with Data - Special	Symmetric Key Export with Data	CSNDSXD	ON	O
X'02B8'	Diversified Key Generate - TDES-CBC	Diversified Key Generate	CSNBKDG2	ON	O
X'02B9'	Symmetric Key Import2 - Allow wrapping override keywords	Symmetric Key Import2 ¹	CSNDSYI2	ON	O
X'02BA'	Remote Key Export - Allow wrapping override keywords	Remote Key Export ¹	CSNDRKX	ON	O
X'02BB'	Key Generate2 - DK PIN key set	Key Generate2 ¹	CSNBKGN2	ON	O
X'02BC'	Key Generate2 - DK PIN print key	Key Generate2 ¹	CSNBKGN2	ON	O
X'02BD'	Key Generate2 - DK PIN admin1 key set PINPROT	Key Generate2 ¹	CSNBKGN2	ON	O
X'02BE'	Key Generate2 - DK PIN admin1 key set MAC	Key Generate2 ¹	CSNBKGN2	ON	O
X'02BF'	Key Generate2 - DK PIN admin2 key set MAC	Key Generate2 ¹	CSNBKGN2	ON	O
X'02C0'	DK Random PIN Generate	DK Random PIN Generate	CSNBDRPG	ON	O
X'02C1'	DK PIN Verify	DK PIN Verify	CSNBDPV	ON	O
X'02C2'	DK PIN Change	DK PIN Change	CSNBDPG	ON	O
X'02C3'	DK PRW Card Number Update	DK PRW Card Number Update	CSNBDPNU	ON	O
X'02C4'	DK PRW CMAC Generate	DK PRW CMAC Generate	CSNBDPG	ON	O
X'02C5'	DK PAN Modify in Transaction	DK PAN Modify in Transaction	CSNBDPMT	ON	O
X'02C6'	DK Deterministic PIN Generate	DK Deterministic PIN Generate	CSNBDDPG	ON	O
X'02C7'	DK PAN Translate	DK PAN Translate	CSNBDPG	ON	O
X'02C8'	DK Regenerate PRW	DK Regenerate PRW	CSNBDRP	ON	O
X'02CC'	Diversified Key Generate2 - AES EMV1 SESS	Diversified Key Generate2 ¹	CSNBKDG2	ON	O
X'02CD'	Diversified Key Generate2 - DALL	Diversified Key Generate2 ¹	CSNBKDG2	ON	O
X'02CE'	DK Migrate PIN	DK Migrate PIN	CSNBDMG	ON	O
X'02CF'	FPE Encrypt	FPE Encipher	CSNBFPEE	ON	ID, R

Table 370. Access Control Points and corresponding CCA verbs (continued)

ACP number (hex)	Name of ACP from TKE interface	Verb name	Entry point	Initial setting	Usage
X'02D0'	FPE Decrypt	FPE Decipher	CSNBFPED	ON	ID, R
X'02D1'	FPE Translate	FPE Translate	CSNBFPET	ON	ID, R
X'02D2'	Diversified Key Generate2 - MK-OPTC	Diversified Key Generate2	CSNBDBG2		
X'02D3'	Diversified Key Generate2 - KDDFM-DK	Diversified Key Generate2	CSNBDBG2		
X'02D4'	Diversified Key Generate2 - KDDFM-DK	Diversified Key Generate2	CSNBDBG2		
X'02D5'	Encrypted PIN Translate Enhanced	Encrypted PIN Translate Enhanced	CSNBPTRE		
X'02D6'	DM load role	Note: This ACP is included for TKE reference only, the service impacted is available only (for IBM Z) on z/OS.		OFF	
X'02D7'	DM load profile	Note: This ACP is included for TKE reference only, the service impacted is available only (for IBM Z) on z/OS.		OFF	
X'02D8'	DM load role cos	Note: This ACP is included for TKE reference only, the service impacted is available only (for IBM Z) on z/OS.		OFF	
X'02D9'	DM load profile cos	Note: This ACP is included for TKE reference only, the service impacted is available only (for IBM Z) on z/OS.		OFF	
X'02DA'	DM delete role	Access Control Maintenance Note: This ACP is required for a TKE service.	CSUAACM	OFF	
X'02DB'	DM delete profile	Access Control Maintenance Note: This ACP is required for a TKE service.	CSUAACM	OFF	
X'02DC'	DM delete role cos	Access Control Maintenance Note: This ACP is required for a TKE service.	CSUAACM	OFF	
X'02DD'	DM delete profile cos	Access Control Maintenance Note: This ACP is required for a TKE service.	CSUAACM	OFF	
X'02E0'	CFC:COMPIMPR	Note: This ACP is included for TKE reference only.		OFF	
X'02E1'	CFC:COMPIMPR cos	Note: This ACP is included for TKE reference only.		OFF	

Table 370. Access Control Points and corresponding CCA verbs (continued)

ACP number (hex)	Name of ACP from TKE interface	Verb name	Entry point	Initial setting	Usage
X'02E2'	CFC:COMP-SET	Note: This ACP is included for TKE reference only.		OFF	
X'02E3'	CFC:COMP-SET cos	Note: This ACP is included for TKE reference only.		OFF	
X'02E4'	CFC:COMP-RMV	Note: This ACP is included for TKE reference only.		OFF	
X'02E5'	CFC:COMP-RMV cos	Note: This ACP is included for TKE reference only.		OFF	
X'02E6'	CFC:COMP-RMV imprint mode	Note: This ACP is included for TKE reference only.		OFF	
X'02E7'	CFC:COMPMIGB	Note: This ACP is included for TKE reference only.		OFF	
X'02E8'	CFC:COMPMIGB cos	Note: This ACP is included for TKE reference only.		OFF	
X'02E9'	CFC:COMPMIGE	Note: This ACP is included for TKE reference only.		OFF	
X'02EA'	CFC:COMPMIGE cos	Note: This ACP is included for TKE reference only.		OFF	
X'02EB'	IGN_EFF_MK (Allow weak wrapping of compliance-tagged keys by DES MK)	All callable services that use PCI-HSM 2016 compliant-tagged DES key tokens.		OFF	
X'02EC'	IGN_RKA_DATAXMAC	Reserved for future use.		OFF	
X'02ED'	CMD_RKA_DATAXCIP	Reserved for future use.		OFF	
X'02EE'	CMD_PKT_INTUSCHG	Reserved for future use.		OFF	
X'02EF'	CMD_PKT_EXTUSCHG	Reserved for future use.		OFF	
X'02F0'	PUB_X_MACDPUB	Reserved for future use.		OFF	
X'02F1'	RSAPRV_X_MACDPUB	Reserved for future use.		OFF	
X'02F2'	ECCPRV_X_MACDPUB	Reserved for future use.		OFF	
X'02F3'	X509_X_MACDPUB	Reserved for future use.		OFF	
X'02F4'	ALLOW_SHA1_X509	Multiple services that accept the X.509 certificates.		OFF	
X'02F5'	Authenticated Key Export - SETSNKEY	Note: This ACP is included for TKE reference only.		ON	
X'02F6'	Authenticated Key Export - DRVTXKEY	Note: This ACP is included for TKE reference only.		ON	
X'02F7'	Authenticated Key Export - EXPTSK	Note: This ACP is included for TKE reference only.		ON	
X'02F8'	Key Translate2 - COMP-TAG	Key Translate2	CSNBKTR2	ON	
X'02F9'	Key Translate2 - COMP-CHK	Key Translate2	CSNBKTR2	ON	

Table 370. Access Control Points and corresponding CCA verbs (continued)

ACP number (hex)	Name of ACP from TKE interface	Verb name	Entry point	Initial setting	Usage
X'0300'	NOCV KEK usage for export-related functions	Data Key Export Key Export Key Generate Remote Key Export	CSNBKX CSNBKEX CSNBKGN CSNDRKX	ON	O
X'0301'	Prohibit Export Extended	Prohibit Export Extended	CSNBPEXX	ON	O
X'0309'	Operational Key Load	Key Part Import	CSNBKPI	ON	O
X'030A'	NOCV KEK usage for import-related functions	Data Key Import Key Import Key Generate Remote Key Export	CSNBDKM CSNBKIM CSNBKGN CSNDRKX	ON	O
X'030C'	DSG ZERO-PAD unrestricted hash length	Digital Signature Generate	CSNDDSG	OFF	O, SC
X'030D'	Key Encryption Translate - CBC to ECB	Note: This ACP is included for TKE reference only, the service impacted is available only (for IBM Z) on z/OS.		ON	
X'030E'	Key Encryption Translate - ECB to CBC	Note: This ACP is included for TKE reference only, the service impacted is available only (for IBM Z) on z/OS.		ON	
X'030F'	Trusted Block Create - Create Block in inactive form	Trusted Block Create	CSNDTBC	ON	O, SUP
X'0310'	Trusted Block Create - Activate an inactive block	Trusted Block Create	CSNDTBC	ON	O, SUP
X'0311'	PKA Key Import - Import an external trusted block	PKA Key Import	CSNDPKI	ON	O, SEL
X'0312'	Remote Key Export - Generate or export a non-CCA node key	Remote Key Export	CSNDRKX	ON	O, SEL
X'0313'	Enhanced PIN Security	Clear PIN Generate Alternate Clear PIN Encrypt Encrypted PIN Generate Encrypted PIN Translate Encrypted PIN Verify PIN Change/Unblock	CSNBCPA CSNBCPE CSNBEPG CSNBPTR CSNBPVR CSNBPCU	OFF	O, SC, SEL
X'0318'	PKA Key Translate - from CCA RSA to SC Visa Format	PKA Key Translate	CSNDPKT	ON	O

Table 370. Access Control Points and corresponding CCA verbs (continued)

ACP number (hex)	Name of ACP from TKE interface	Verb name	Entry point	Initial setting	Usage
X'0319'	PKA Key Translate - from CCA RSA to SC ME Format	PKA Key Translate	CSNDPKT	ON	O
X'031A'	PKA Key Translate - from CCA RSA to SC CRT Format	PKA Key Translate	CSNDPKT	ON	O
X'031B'	PKA Key Translate - from source EXP KEK to target EXP KEK	PKA Key Translate	CSNDPKT	ON	O
X'031C'	PKA Key Translate - from source IMP KEK to target EXP KEK	PKA Key Translate	CSNDPKT	ON	O
X'031D'	PKA Key Translate - from source IMP KEK to target IMP KEK	PKA Key Translate	CSNDPKT	ON	O
X'0326'	PKA Key Generate - Clear ECC keys	PKA Key Generate	CSNDPKG	ON	O
X'0327'	Symmetric Key Export - AESKW	Symmetric Key Export	CSNDSYX	ON	O, R
X'0329'	Symmetric Key Import2 - AESKW	Symmetric Key Import2 ¹	CSNDSYI2	ON	O, R
X'032A'	Key Translate2 - Disallow AES ver 5 to ver 4 conversion	Key Translate2 ¹	CSNBKTR2	OFF	O, R
X'032B'	Symmetric Key Import2 - disallow weak import	Symmetric Key Import2 ¹	CSNDSYI2	OFF	O, R
X'032E'	TBC - Disallow triple-length MAC key	Trusted Block Create	CSNDTBC	OFF	O
X'0331'	Allow weak DES wrap of RSA	PKA Key Generate	CSNDPKG	OFF	O, R
X'0334'	Key Translate2 - Translate fixed to variable payload	Key Translate2	CSNBKTR2	ON	SC
X'0335'	Unique Key Derive - K3IPEK	Unique Key Derive	CSNBUKD	ON	SC
X'0336'	MAC Generate2 - AES CMAC	MAC Generate2	CSNBMGN2	ON	O
X'0337'	MAC Verify2 - AES CMAC	MAC Verify2	CSNBMVR2	ON	O
X'0338'	PKA Key Translate - from CCA RSA CRT to EMV DDA format	PKA Key Translate ¹	CSNDPKT	ON	O
X'0339'	PKA Key Translate - from CCA RSA CRT to EMV DDAE format	PKA Key Translate ¹	CSNDPKT	ON	O

Table 370. Access Control Points and corresponding CCA verbs (continued)

ACP number (hex)	Name of ACP from TKE interface	Verb name	Entry point	Initial setting	Usage
X'033A'	PKA Key Translate - from CCA RSA CRT to EMV CRT format	PKA Key Translate ¹	CSNDPKT	ON	O
X'033B'	Digital Signature Verify - PKCS-PSS allow not exact salt length	Digital Signature Verify	CSNDDSV	OFF	
X'033C'	Digital Signature Verify - PKCS-PSS allow small salt	Digital Signature Verify	CSNDDSV	OFF	
X'0350'	ANSI X9.8 PIN - Enforce PIN block restrictions	Clear PIN Generate Alternate Encrypted PIN Translate Secure Messaging for PINs	CSNBCPA CSNBPTR CSNBSPN	OFF	O, R
X'0351'	ANSI X9.8 PIN - Allow modification of PAN	Encrypted PIN Translate Secure Messaging for PINs	CSNBPTR CSNBSPN	OFF	O, SC
X'0352'	ANSI X9.8 PIN - Allow only ANSI PIN blocks	Encrypted PIN Translate Secure Messaging for PINs	CSNBPTR CSNBSPN	OFF	O, SC
X'0353'	ANSI X9.8 PIN - Load Decimalization Tables	Note: This ACP is included for TKE reference only, the service impacted is available only (for IBM Z) on z/OS.		OFF	O
X'0354'	ANSI X9.8 PIN - Delete Decimalization Tables	Note: This ACP is included for TKE reference only, the service impacted is available only (for IBM Z) on z/OS.		OFF	O
X'0355'	ANSI X9.8 PIN - Activate Decimalization Tables	Note: This ACP is included for TKE reference only, the service impacted is available only (for IBM Z) on z/OS.		OFF	O
X'0356'	ANSI X9.8 PIN - Use stored decimalization tables only	Clear PIN Generate ¹ Clear PIN Generate Alternate ¹ Encrypted PIN Generate ¹ Encrypted PIN Verify ¹	CSNBPGN CSNBCPA CSNBEPG CSNBPVR	OFF	O, R
X'035F'	ECC Diffie-Hellman - Allow DERIV02	EC Diffie-Hellman	CSNDEDH	ON	O
X'0360'	ECC Diffie-Hellmann	EC Diffie-Hellman ¹	CSNDEDH	ON	O
X'0361'	EC Diffie-Hellman - Allow PASSTHRU	EC Diffie-Hellman ¹	CSNDEDH	ON	O
X'0362'	ECC Diffie-Hellmann - Allow key wrap override	EC Diffie-Hellman ¹	CSNDEDH	ON	O
X'0363'	ECC Diffie-Hellmann - Allow Prime Curve 192	EC Diffie-Hellman ¹	CSNDEDH	ON	O

Table 370. Access Control Points and corresponding CCA verbs (continued)

ACP number (hex)	Name of ACP from TKE interface	Verb name	Entry point	Initial setting	Usage
X'0364'	ECC Diffie-Hellmann - Allow Prime Curve 224	EC Diffie-Hellman ¹	CSNDEDH	ON	0
X'0365'	ECC Diffie-Hellmann - Allow Prime Curve 256	EC Diffie-Hellman ¹	CSNDEDH	ON	0
X'0366'	ECC Diffie-Hellmann - Allow Prime Curve 384	EC Diffie-Hellman ¹	CSNDEDH	ON	0
X'0367'	ECC Diffie-Hellmann - Allow Prime Curve 521	EC Diffie-Hellman ¹	CSNDEDH	ON	0
X'0368'	ECC Diffie-Hellmann - Allow BP Curve 160	EC Diffie-Hellman ¹	CSNDEDH	ON	0
X'0369'	ECC Diffie-Hellmann - Allow BP Curve 192	EC Diffie-Hellman ¹	CSNDEDH	ON	0
X'036A'	ECC Diffie-Hellmann - Allow BP Curve 224	EC Diffie-Hellman ¹	CSNDEDH	ON	0
X'036B'	ECC Diffie-Hellmann - Allow BP Curve 256	EC Diffie-Hellman ¹	CSNDEDH	ON	0
X'036C'	ECC Diffie-Hellmann - Allow BP Curve 320	EC Diffie-Hellman ¹	CSNDEDH	ON	0
X'036D'	ECC Diffie-Hellmann - Allow BP Curve 384	EC Diffie-Hellman ¹	CSNDEDH	ON	0
X'036E'	ECC Diffie-Hellmann - Allow BP Curve 512	EC Diffie-Hellman ¹	CSNDEDH	ON	0
X'036F'	ECC Diffie-Hellman - Prohibit weak key generate	EC Diffie-Hellman	CSNDEDH	OFF	0
X'0370'	CSNBKPIT: Allow load 1st key part for a key with min 3 key parts	Note: This ACP is included for TKE reference only, the service impacted is available only (for IBM Z) on z/OS.		OFF	0
X'0371'	CSNBKPIT: Allow load 1st key part for a key with min 2 key parts	Note: This ACP is included for TKE reference only, the service impacted is available only (for IBM Z) on z/OS.		OFF	0
X'0372'	CSNBKPIT: Allow load 1st key part for a key with min 1 key part	Note: This ACP is included for TKE reference only, the service impacted is available only (for IBM Z) on z/OS.		OFF	0
X'0373'	CSNBKPIT: Allow load 2nd and later key part for a key requiring more key parts	Note: This ACP is included for TKE reference only, the service impacted is available only (for IBM Z) on z/OS.		OFF	0

Table 370. Access Control Points and corresponding CCA verbs (continued)

ACP number (hex)	Name of ACP from TKE interface	Verb name	Entry point	Initial setting	Usage
X'0374'	CSNBKPIT: Allow load last key part for a key	Note: This ACP is included for TKE reference only, the service impacted is available only (for IBM Z) on z/OS.		OFF	0
X'0375'	CSNBKPIT: Allow load an optional key part for a key	Note: This ACP is included for TKE reference only, the service impacted is available only (for IBM Z) on z/OS.		OFF	0
X'0376'	CSNBKPIT: Allow completing a key that has all key parts loaded	Note: This ACP is included for TKE reference only, the service impacted is available only (for IBM Z) on z/OS.		OFF	0
X'0377'	CSNBKPIT: Allow clearing a key part register	Note: This ACP is included for TKE reference only, the service impacted is available only (for IBM Z) on z/OS.		OFF	0
X'0378'	CSNBKPIT: Allow HMAC load 1st key part for a key with min 3 key parts	Note: This ACP is included for TKE reference only, the service impacted is available only (for IBM Z) on z/OS.		OFF	0
X'0379'	CSNBKPIT: Allow HMAC load 1st key part for a key with min 2 key parts	Note: This ACP is included for TKE reference only, the service impacted is available only (for IBM Z) on z/OS.		OFF	0
X'037A'	CSNBKPIT: Allow HMAC load 1st key part for a key with min 1 key part	Note: This ACP is included for TKE reference only, the service impacted is available only (for IBM Z) on z/OS.		OFF	0
X'037B'	CSNBKPIT: Allow HMAC load 2nd and later key part for a key requiring more key parts	Note: This ACP is included for TKE reference only, the service impacted is available only (for IBM Z) on z/OS.		OFF	0
X'037C'	CSNBKPIT: Allow HMAC load last key part for a key	Note: This ACP is included for TKE reference only, the service impacted is available only (for IBM Z) on z/OS.		OFF	0
X'037D'	CSNBKPIT: Allow HMAC load an optional key part for a key	Note: This ACP is included for TKE reference only, the service impacted is available only (for IBM Z) on z/OS.		OFF	0
X'037E'	CSNBKPIT: Allow HMAC completing a key that has all key parts loaded	Note: This ACP is included for TKE reference only, the service impacted is available only (for IBM Z) on z/OS.		OFF	0
X'037F'	CSNBKPIT: Allow HMAC clearing a key part register	Note: This ACP is included for TKE reference only, the service impacted is available only (for IBM Z) on z/OS.		OFF	0

Table 370. Access Control Points and corresponding CCA verbs (continued)

ACP number (hex)	Name of ACP from TKE interface	Verb name	Entry point	Initial setting	Usage
X'0382'	Key Export to TR31 - Permit Version D TR-31 Key Blocks	Key Export to TR31	CSNBT31X		
X'0383'	Key Export to TR31 - Permit AES KDKGENKY: KDKTYPEA to 11:X	Key Export to TR31	CSNBT31X		
X'0384'	Key Export to TR31 - Permit AES KDKGENKY: KDKTYPEB to 10:X	Key Export to TR31	CSNBT31X		
X'0385'	Key Export to TR31 - Permit DKYGENKY:DKYL0+DMPIN to 12	Key Export to TR31	CSNBT31X		
X'0386'	TR31 Key Import - Permit version D TR-31 key blocks	TR31 Key Import	CSNBT31I		
X'0387'	TR31 Key Import - Permit AES 10 to KDKGENKY:KDKTYPEA	TR31 Key Import	CSNBT31I		
X'0388'	TR31 Key Import - Permit AES 11 to KDKGENKY:KDKTYPEB	TR31 Key Import	CSNBT31I		
X'0389'	TR31 Key Import - Permit DES 12 to DKYGENKY:DKYL0:DMPIN to 12	TR31 Key Import	CSNBT31I		
X'038A'	Encrypted PIN Translate2 - Permit ISO-4 to ISO-4 Translate	Encrypted PIN Translate2	CSNBPTR2		
X'038B'	Encrypted PIN Translate2 - Permit ISO-4 Reformat w/ PAN Chg	Encrypted PIN Translate2	CSNBPTR2		
X'038C'	Encrypted PIN Translate2 - Permit ISO-1 to ISO-4 Reformat	Encrypted PIN Translate2	CSNBPTR2		
X'038D'	Encrypted PIN Translate2 - Permit ISO-4 to ISO-1 Reformat	Encrypted PIN Translate2	CSNBPTR2		
X'038E'	Encrypted PIN Translate2 - Permit ISO-0 to ISO-4 Reformat	Encrypted PIN Translate2	CSNBPTR2		

Table 370. Access Control Points and corresponding CCA verbs (continued)

ACP number (hex)	Name of ACP from TKE interface	Verb name	Entry point	Initial setting	Usage
X'038F'	Encrypted PIN Translate2 - Permit ISO-4 to ISO-0 Reformat	Encrypted PIN Translate2	CSNBPTR2		
X'0391'	Encrypted PIN Translate2 - REFORMAT	Encrypted PIN Translate2	CSNBPTR2		
X'0392'	Encrypted PIN Translate2 - TRANSLATE	Encrypted PIN Translate2	CSNBPTR2		
X'0393'	Encrypted PIN Translate2 - Permit ISO-1 to ISO-4 RFMT1T04	Encrypted PIN Translate2	CSNBPTR2		
X'0394'	Encrypted PIN Translate2 - Permit ISO-4 to ISO-1 RFMT4T01	Encrypted PIN Translate2	CSNBPTR2		
X'0395'	Encrypted PIN Translate2 - Permit ISO-4 to ISO-4 PTR2AUTH	Encrypted PIN Translate2	CSNBPTR2		

The following codes are used in this table:

ID

Initial default.

O

Usage of this command is optional; enable it as required for authorized usage.

R

Enabling this command is recommended.

NR

Enabling this command is **not** recommended.

NRP

Enabling this command is **not** recommended for production.

SC

Usage of this command requires special consideration.

SEL

Usage of this command is normally restricted to one or more selected roles.

SUP

This command is normally restricted to one or more supervisory roles.

1

This verb performs more than one function, as determined by the keyword in the *rule_array* parameter of the verb call. Not all functions of the verb require the command in this row.

2

This verb does not always require the command in this row. Use as determined by the control vector for the key and the action being performed.

Managing ACPs using a TKE workstation

The TKE workstation allows you to enable or disable access control points for verbs.

For systems that do not use the optional TKE workstation, most access control points (current and new) are enabled in the default role with the appropriate licensed internal code on the CEX*C. For more information about the TKE workstation, see [z/OS Cryptographic Services ICSF Trusted Key Entry Workstation User's Guide](#).

For information about required TKE versions for accessing the various CEX*C features, see [“CEX7C information”](#) on page 1343.

Use of particular cryptographic or key management verb functions with the CEX*C are controlled through access control points. You can see the default settings of an access control point in [Table 370](#) on page 1260 in column **Initial setting**.

Note:

1. Access control points DKYGENKY-DALL and DSG ZERO-PAD unrestricted hash length are always disabled in the default role for all customers (TKE and non-TKE). A TKE workstation is required to enable these access control points.
2. When you modify the setting of an access control point, please be sure to use a procedure according to your organization's security policy. TKE workstation versions earlier than V6.0 do not show the current setting of the access control points. TKE workstation versions 6.0 and higher show the current setting, but neither show the default settings nor a change history of the listed access control points. If you do not remember the change history, note that using the **Zeroize** function of the card or the domain to reset all access control points to their default values, discards all keys.
3. The TKE can save a current setting of ACPs under a given name. So if something fails with ACP changes, you can restore the old setting on the TKE.

Chapter 27. Access control data structures

Learn about the data structures that are used in the access control system. You can also view examples of the access-control data structures

Read the following topics which provide more detailed information in their contained subtopics:

- [“Role structures” on page 1299](#)
- [“Examples of the access control data structures” on page 1304](#)

Unless otherwise noted, all 2-byte and 4-byte integers are in big-endian format. The high-order byte of the value is in the lowest-numbered address in memory.

Role structures

Read the description of the data structures of a role, which controls the permitted operations a user can perform, and when those operations can be performed.

You can also use a defined default role. Its characteristics are described in [“Default role contents” on page 1303](#).

Basic structure of a role

View a table that describes how the role data is structured.

Offset	Length (bytes)	Description
00	01	Role structure major version number: X'01'.
01	01	Role structure minor version number: X'00'.
02	02	Role structure length (big endian).
04	20	Comment. A 20-character variable padded on the right with spaces, containing a comment which describes the role. This variable is not null (X'00') terminated.
24	02	Checksum (big endian). The checksum value is not used in the current role structure. It can be verified by the IBM Cryptographic Coprocessor with a future version of the role structure.
26	02	Reserved (big endian): X'0000'.
28	08	Role ID.
36	02	Required authentication strength (big endian). A 2-byte integer defining how secure the user authentication must be in order to authorize this role.

Table 371. Access-control system: basic structure of a role (continued)

Offset	Length (bytes)	Description
38	02	<p>Lower time limit.</p> <p>The earliest time of day that this role can be used. Format is h : m where:</p> <p>Value Meaning</p> <p>h Hour in 24-hour format (binary integer, 0 - 23).</p> <p>m Minute (binary integer, 0 - 59).</p>
40	02	<p>Upper time limit.</p> <p>The latest time of day that this role can be used. Format is the same as lower time limit (offset 38).</p> <p>If the lower time limit and upper time limit are identical, the role is valid for use at any time of the day.</p>

Table 371. Access-control system: basic structure of a role (continued)

Offset	Length (bytes)	Description
42	01	<p>Valid days of week (DOW):</p> <p>Value Meaning</p> <p>B'0xxx xxxx' Role cannot be used on Sunday.</p> <p>B'1xxx xxxx' Role can be used on Sunday.</p> <p>B'x0xx xxxx' Role cannot be used on Monday.</p> <p>B'x1xx xxxx' Role can be used on Monday.</p> <p>B'xx0x xxxx' Role cannot be used on Tuesday.</p> <p>B'xx1x xxxx' Role can be used on Tuesday.</p> <p>B'xxx0 xxxx' Role cannot be used on Wednesday.</p> <p>B'xxx1 xxxx' Role can be used on Wednesday.</p> <p>B'xxxx 0xxx' Role cannot be used on Thursday.</p> <p>B'xxxx 1xxx' Role can be used on Thursday.</p> <p>B'xxxx x0xx' Role cannot be used on Friday.</p> <p>B'xxxx x1xx' Role can be used on Friday.</p> <p>B'xxxx xx0x' Role cannot be used on Saturday.</p> <p>B'xxxx xx1x' Role can be used on Saturday.</p> <p>B'xxxx xxx0' Reserved (must be 0).</p> <p>B'xxxx xxx1' Undefined.</p>
43	01	Reserved (X'00')
44	variable	Access-control-point list (permitted or disallowed operations). The permitted operations are defined by the access control point list, described in Table 372 on page 1302.

Access control point list

The user's permissions (permitted or disallowed operations) are attached to each role in the form of an access control point list (ACP list). This ACP list is a map of bits, and every bit is uniquely identified by its offset. A single bit for each primitive function can be independently controlled. Refer to [Chapter 26](#),

“Access control points and verbs,” on page 1259 for a list of all ACP offsets that are defined, their command names, which verbs use a particular command, and recommendations on command usage.

The **Required commands** section of each verb defines which bits of the ACP list, if any, control the functions of that verb. Each offset that a verb defines has a mnemonic command name. If an offset in an ACP list is B'1', the command is enabled. Otherwise, the command is disabled. Typically, when a command is enabled, the function associated with the command is permitted, provided that all other access conditions are also satisfied. However, in some cases, enabling a command disallows the function associated with the command. An offset that disallows a function has **Disallow** as part of its mnemonic command name.

Each ACP identifier (offset) is a two-byte integer (X'0000' - X'FFFF'). This allows addressability of 2^{16} (64K) bits. Only a small fraction of these addressable bits are used, so storing the entire 64K bit (8K byte) table in each role would waste memory space. Instead, the table is stored as a sparse matrix, where only the necessary bits are included.

To accomplish this, each bit map is stored as a series of one or more bit-map segments, where each can hold a variable number of bits. Each segment must start with a bit that is the high-order bit in a byte, and each must end with a bit that is the low order bit in a byte. This restriction results in segments that have no partial bytes at the beginning or end. Any bits that do not represent defined access control points must be set to zero, indicating that the corresponding function is not permitted.

The bit-map portion of each segment is preceded by a header, providing information about the segment. The header contains the following fields:

Starting bit number

The index of the first bit contained in the segment. The index of the first access control point in the table is zero (X'0000').

Ending bit number

The index of the last bit contained in the segment.

Number of bytes in segment

The number of bytes of bit-map data contained in this segment.

The entire access control point structure is comprised of a header, followed by one or more access control point segments. The header indicates how many segments are contained in the entire structure.

The layout of this structure is illustrated in [Table 372 on page 1302](#).

<i>Table 372. Access-control-point list structure</i>		
Offset	Length (bytes)	Description
Header		
00	2	Number of segments n in big endian format.
02	2	Reserved, binary zero.
Bit-map segment 1 (refer to Table 373 on page 1302)		
Bit-map segment 2 (optional)		
...		
Bit-map segment n		

An ACP list contains one or more bit-map segments. [Table 373 on page 1302](#) defines the layout of a bit-map segment.

<i>Table 373. Bit-map segment structure</i>		
Offset	Length (bytes)	Description
00	2	Start bit number of bit-map segment in big endian format.

Table 373. Bit-map segment structure (continued)

Offset	Length (bytes)	Description
02	2	End bit number of bit-map segment in big endian format.
04	2	Number of bit-map bytes in big endian format.
06	2	Reserved, binary zero.
08	variable	Bit-map data of segment.

For a specific role, you can display the ACP segments using the **panel.exe**, for example:

```
panel.exe --show-role --role=DEFAULT02
```

As output, you receive the specific bit list of enabled/disabled ACPs:

Showing returned ROLE DATA:

```
-----
API CALL details:
CSUAACM [GET-ROLE ] card [DV73R354] ROLE [DEFAULT02] size [215]
-----
version:      [0101]
comment:     [System default role ]
authstr:     [0000]
time range:  [00:00] - [00:00]
DOW:        [fe]
ACP Segments for role: 5
ACP Segment [0] has [31] Bytes for bits [0x0008 - 0x00ff]
[ 03 f0 ] << ACP bits [0x0008 - 0x0017]
[ ff 70 ] << ACP bits [0x0018 - 0x0027]
[ 00 20 ] << ACP bits [0x0028 - 0x0037]
[ 01 fe ] << ACP bits [0x0038 - 0x0047]
[ 00 19 ] << ACP bits [0x0048 - 0x0057]
[ 00 80 ] << ACP bits [0x0058 - 0x0067]
...
[ f8 fd ] << ACP bits [0x00e8 - 0x00f7]
[ ff   ] << ACP bits [0x00f8 - 0x00ff]

ACP Segment [1] has [31] Bytes for bits [0x0100 - 0x01f7]
[ fe 7c ] << ACP bits [0x0100 - 0x010f]
[ 02 03 ] << ACP bits [0x0110 - 0x011f]
...
[ 00 00 ] << ACP bits [0x01e0 - 0x01ef]
[ 00   ] << ACP bits [0x01f0 - 0x01f7]

ACP Segment [2] has [32] Bytes for bits [0x0200 - 0x02ff]
[ 1c 00 ] << ACP bits [0x0200 - 0x020f]
[ 00 00 ] << ACP bits [0x0210 - 0x021f]
...
[ 00 00 ] << ACP bits [0x02e0 - 0x02ef]
[ 07 c0 ] << ACP bits [0x02f0 - 0x02ff]

ACP Segment [3] has [16] Bytes for bits [0x0300 - 0x037f]
[ d0 67 ] << ACP bits [0x0300 - 0x030f]
...
[ 00 00 ] << ACP bits [0x0370 - 0x037f]

ACP Segment [4] has [32] Bytes for bits [0x4000 - 0x40ff]
[ 00 00 ] << ACP bits [0x4000 - 0x400f]
...
[ 00 00 ] << ACP bits [0x40f0 - 0x40ff]
```

Default role contents

Read about the purpose and characteristics of the default role.

You can use the default role from a CEX*C coprocessor to access a certain domain in order to process the appropriate verbs that are allowed by the ACP list assigned to that role. Using the TKE, you can adapt the

default role according to your needs for each domain that you want to access and thus use one role for each domain. The name that you apply to a default role for a domain depends on the domain number.

There are two variants for naming the default role for a domain on an S390 system: DEFALTX and DFLTXXXX, where the XX or XXXX stand for a multi-digit decimal number indicating the domain number. The DFLTXXXX naming scheme was introduced for z13 machines.

Examples:

- DEFALT02 is the default role ID for domain 2 on a z10 machine (CEX3C or CEX4C).
- DFLT0052 is the default role ID for domain 52 on a z13 (CEX5C) or on a z14 (CEX6C).

The role ID names are always 8 characters, ASCII. Role names on some platforms and through some interfaces may end with ASCII space characters (0x20), therefore every input mechanism is designed to explicitly allow space characters.

See a list of the current roles:

```
# panel.exe --list-roles
```

The default role has the following characteristics:

- The required authentication strength level is zero.
- The role is valid at all times and on all days of the week.
- The only functions that are permitted are those related to access control initialization. This guarantees that the owner initializes the coprocessor before any cryptographic work can be done. This requirement prevents security accidents in which unrestricted default authority might accidentally be left intact when the system is put into service.

Examples of the access control data structures

View examples for access control data structures as they are used in the Common Cryptographic Architecture.

Examples are provided in the following subtopics:

- [“Access control point list - data structure example” on page 1304](#)
- [“Role data structure example” on page 1305](#)

Access control point list - data structure example

View an example of an access control point list together with explanations of the contents.

[Figure 66 on page 1304](#) shows the contents of a sample access control point list.

```
00 02 00 00 00 00 01 17 00 23 00 00 f0 ff ff ff .....#.....
ff ff ff ff ff ff ff ff ff ff ff ff ff ff ff .....
ff ff ff ff ff ff ff ff ff ff ff ff ff ff ff .....
00 02 17 00 03 00 00 8f 99 fe .....

```

Figure 66. Access-control-point list example

The access-control-point list contains the following data fields:

00 02

The number of segments of data in the access control point list. In this list, there are two discontinuous segments of access control points. One starts at access-control point 0, and the other starts at access control point X'200'.

00 00

A reserved field, which must be filled with zeros.

00 00

The number of the first access-control point in this segment.

01 17

The number of the last access control point in this segment. The segment starts at access control point 0, and ends with access control point X'0117', which is decimal 279.

00 23

The number of bytes of data in the access control points for this segment. There are X'23' bytes, which is 35 decimal.

00 00

A reserved field, which must be filled with zeros.

F0 FF FF FF ... FF FF (35 bytes)

The first set of access control points, with one bit corresponding to each point. Thus, the first byte contains bits 0-7, the next byte contains 8-15, and so on.

02 00

The number of the first access control point in the second segment.

02 17

The number of the last access control point in this segment. The segment starts at access control point X'200' (decimal 512), and ends with access control point X'217' (decimal 535).

00 03

The number of bytes of data in the access control points for this segment. There are 3 bytes for the access control points from 512 through 535.

00 00

A reserved field, which must be filled with zeros.

8F 99 FE

The second set of access control points, with one bit corresponding to each point. Thus, the first byte contains the bits 512-519, the second byte contains bits 520-527, and the third byte contains bits 528-535.

For a specific role, you can display the ACP segments using the **panel.exe**, as shown in [“Access control point list” on page 1301](#).

Role data structure example

View an example of a role data structure together with explanations of the contents.

[Figure 67 on page 1305](#) shows the contents of a sample role data structure.

```

01 00 00 66 2a 4e 65 77 20 64 65 66 61 75 6c 74    ...*New default
20 72 6f 6c 65 20 31 2a ab cd 00 00 44 45 46 41    role 1*...DEFA
55 4c 54 20 23 45 01 0f 17 1e 7c 00 00 02 00 00    ULT #E...|.....
00 00 01 17 00 23 00 00 f0 ff ff ff ff ff ff ff    ....#.....
ff ff ff ff ff ff ff ff ff ff ff ff ff ff ff ff  .....
ff ff ff ff ff ff ff ff ff ff ff ff ff ff ff ff  .....
03 00 00 8f 99 fe                                  .....

```

Figure 67. Role data structure example

This structure contains the following data fields:

01 00

The role structure version number.

00 66

The length of the role structure, including the length field itself.

New default role 1

The 20-character comment describing this role.

AB CD

The checksum for the role.

Note: The checksum value is not used.

00 00

A reserved field, which must be filled with zeros.

DEFAULT

The Role ID for this role. The role in this example replaces the DEFAULT role.

23 45

The required authentication strength field.

01 0F

The lower time limit. X'01' is the hour, and X'0F' is the minute (decimal 15), so the lower time limit is 1:15 AM, UTC.

17 1E

The upper time limit. X'17' is the hour (decimal 23), and X'1E' is the minute (30), so the upper time limit is 23:30 UTC.

7C

This byte maps the valid days of the week for the role. The first (high order) bit represents Sunday, the second represents Monday, and so on. Hex 7C is binary 01111100, and enables the weekdays Monday through Friday.

00

This byte is a reserved field. It must be zero.

Access-control-point list

The remainder of the role structure contains the access control point list described in [“Access control point list - data structure example”](#) on page 1304.

Chapter 28. Using verbs and applications in PCI-HSM 2016 compliance mode

Beginning with the Crypto Express6 adapter, when configured as a CCA coprocessor, such a coprocessor is capable of running in the PCI-HSM 2016 compliance mode. In order for the requirements of PCI-HSM 2016 to apply to a workload, the workload must be using compliant-tagged key tokens.

The PCI-HSM 2016 compliance mode places certain restrictions on the use of compliant-tagged key tokens. Thus, not all verbs can make use of such keys. [Table 376 on page 1309](#) provides a list of PCI-HSM 2016 compliant verbs.

Furthermore, you may want to migrate applications to work in PCI-HSM 2016 compliance mode. This means, that you can adapt existing applications prior to CCA release 6.0 that exploit verbs that are now PCI-HSM 2016 compliant, to apply to PCI-HSM 2016 compliance mode. For more information, see [“Migrating applications to PCI-HSM 2016 compliance mode” on page 1317](#).

Generating PCI-HSM 2016 compliant keys

A cryptographic coprocessor running in PCI-HSM 2016 compliance mode can use compliant-tagged key tokens. Read the contained information about how to generate PCI-HSM 2016 compliant keys.

A compliant-tagged key token is a key token that must adhere to the requirements of a compliance mode. The compliant tag is indicated by bit 58 in the control vector of the key token. For more information about the compliant tag, see the description of the **COMP-TAG** keyword in [Chapter 22, “Control vectors and changing control vectors with the Control Vector Translate verb,” on page 1191](#).

In turn, a compliance mode places certain restrictions on the use of compliant-tagged key tokens, as described in [“Restrictions on creation and use of PCI-HSM 2016 compliant key tokens” on page 1311](#).

To generate a compliant-tagged key token, you must at first build a skeleton token with the compliant tag (bit 58) switched on. The Control Vector Generate (CSNBCVG) and Key Token Build (CSNBKTB) services allow that. This skeleton token can then be passed to any callable service that generates key tokens and supports compliant-tagged key tokens, for example, Key Generate (CSNBKGN).

The TR31 Key Import (CSNBT31I) and EMV services are exceptions as they do not support skeleton tokens as input. When importing a TR-31 key block, if the key encrypting key is compliant-tagged, the resulting key is also compliant-tagged.

Note: Only internal, fixed-length TDES key tokens can be compliant-tagged.

Impact of the PCI-HSM 2016 compliance mode on the callable verbs

When compliant-tagged key tokens are used, the request is processed according to the compliance mode in effect. A subset of callable services support compliant-tagged key tokens. Any attempt to use a compliant-tagged key token in a cryptographic operation within a service that does not accept compliant-tagged key tokens results in a failure.

[Table 374 on page 1308](#) shows a list of callable services (verbs) that are not compliant with PCI-HSM 2016 compliance mode.

Table 374. Callable services not compliant with PCI-HSM 2016

Verb	Service name	Possible compliance alternatives
CSNBCKC	CVV Key Combine	Create double-length keys instead of single-length keys. This eliminates a need for the service. Note: Though this service does not accept or create compliant-tagged key tokens, the key tokens that are created by this service can be converted to compliant-tagged key tokens.
CSNBCKI	Clear Key Import	<ul style="list-style-type: none"> • Use the TKE workstation to create a compliant-tagged key token from key parts. • Use the Key Generate (CSNBKGN) callable service to create a compliant-tagged key token with a random key value.
CSNBCKM	Multiple Clear Key Import	<ul style="list-style-type: none"> • Use the TKE workstation to create a compliant-tagged key token from key parts. • Use the Key Generate (CSNBKGN) callable service to create a compliant-tagged key token with a random key value.
CSNBCVE	Cryptographic Variable Encipher	Create double-length keys instead of single-length keys. This eliminates a need for the service.
CSNBCVT	Control Vector Translate	<ul style="list-style-type: none"> • Recreate the source key token with the wanted control vector. • Wrap the source key such that the wanted attributes are bound to the key. You can use the Key Import/Key Export (CSNBKIM/CSNBKEX) or TR31 Key Import/Key Export to TR31 (CSNBT31I/CSNBT31X) verbs.
CSNBDKM	Data Key Import	DATA keys are not compliant. Create compliant-tagged CIPHER or MAC keys that can be imported by using the Key Import (CSNBKIM) or TR31 Key Import (CSNBT31I) callable services.
CSNBDKX	Data Key Export	DATA keys are not compliant. Create compliant-tagged CIPHER or MAC keys that can be exported by using the Key Export (CSNBKEX) or Key Export to TR31 (CSNBT31X) callable services.
CSNBKPI	Key Part Import	Use the TKE workstation to create a compliant-tagged key token from key parts.
CSNBKPI2	Key Part Import2	Use the TKE workstation to create a compliant-tagged key token from key parts.
CSNBSKY	Secure Messaging for Keys	None.
CSNDPKX	PKA Public Key Extract	Use the CSNDPIC service to create a certificate signing request from a compliant-tagged private key token. Create a certificate from the CSR and use that in place of a public key token.
CSNDRKX	Remote Key Export	Use the TR34 and TR31 set of services to exchange compliant-tagged keys with a remote device.
CSNDSXD	Symmetric Key Export with Data	You can use the Key Export to TR31 (CSNBT31X) to export a compliant-tagged symmetric key token with data.

Table 374. Callable services not compliant with PCI-HSM 2016 (continued)

Verb	Service name	Possible compliance alternatives
CSNDTBC	Trusted Block Create	Use the TR34 and TR31 set of services to exchange compliant-tagged keys with a remote device.

Table 375 on page 1309 shows a list of services that are both compliant with PCI-HSM 2016 and accept key tokens which could become compliant-tagged, but do not support compliant-tagged key tokens.

Table 375. Callable services that do not support compliant-tagged key tokens

Verb	Service name
CSNDEDH	EC Diffie-Hellman

Table 376 on page 1309 shows the list of services that support compliant-tagged key tokens when running in PCI-HSM 2016 compliance mode.

Table 376. Callable services that support compliant-tagged key tokens in cryptographic operations

Verb	Service name
CSNBAPG	Authentication Parameter Generate
CSNBCPA	Clear PIN Generate Alternate
CSNBCPE	Clear PIN Encrypt
CSNBCSG	CVV Generate
CSNBCSV	CVV Verify
CSNBCTT2	Cipher Text Translate2
CSNBDDPG	DK Deterministic PIN Generate
CSNBDEC	Decipher
CSNBDKG	Diversified Key Generate
CSNBENC	Encipher
CSNBEPG	Encrypted PIN Generate
CSNBFPEP	FPE Decipher
CSNBFPEE	FPE Encipher
CSNBFPET	FPE Translate
CSNBKEX	Key Export
CSNBKGN	Key Generate
CSNBKIM	Key Import
CSNBKTR	Key Translate
CSNBKTR2	Key Translate2
CSNBKYT	Key Test
CSNBKYTX	Key Test Extended
CSNBKYT2	Key Test2
CSNBMGN	MAC Generate

Table 376. Callable services that support compliant-tagged key tokens in cryptographic operations (continued)

Verb	Service name
CSNBMVR	MAC Verify
CSNBPCU	PIN Change/Unblock
CSNBPEX	Prohibit Export
CSNBPEXX	Prohibit Export Extended
CSNBPFO	Recover PIN from Offset
CSNBPGN	Clear PIN Generate
CSNBPTR	Encrypted PIN Translate
CSNBPTRE	Encrypted PIN Translate Enhanced
CSNBPVR	Encrypted PIN Verify
CSNBRKA	Restrict Key Attribute
CSNBSPN	Secure Messaging for PINs
CSNBT31I	TR31 Key Import
CSNBT31X	Key Export to TR31
CSNBTRV	Transaction Validation
CSNBUKD	Unique Key Derive
CSNBDMP	DK Migrate PIN
CSNBDPC	DK PIN Change
CSNBDPCG	DK PRW CMAC Generate
CSNBDPMT	DK PAN Modify in Transaction
CSNBDPNU	DK PRW Card Number Update
CSNBDPT	DK PAN Translate
CSNBDPV	DK PIN Verify
CSNBDRP	DK Regenerate PRW
CSNBDRPG	DK Random PIN Generate
CSNDSYX	Symmetric Key Export
CSNDSYG	Symmetric Key Generate
CSNDSYI	Symmetric Key Import
CSNDSYI2	Symmetric Key Import2
CSNBDCU2	DK PRW Card Number Update2
CSNBDDK	Diversify Directed Key
CSNBDDPG	DK Deterministic PIN Generate
CSNBDKG2	Diversified Key Generate2
CSNBDRG2	DK Random PIN Generate2
CSNBKGN2	Key Generate2

Table 376. Callable services that support compliant-tagged key tokens in cryptographic operations (continued)

Verb	Service name
CSNBKIM	Key Import
CSNBMGN2	MAC Generate2
CSNBMVR2	MAC Verify2
CSNBPTR2	Encrypted PIN Translate2
CSNBSAD	Symmetric Algorithm Decipher
CSNBSAE	Symmetric Algorithm Encipher
CSNDDSG	Digital Signature Generate
CSNDDSV	Digital Signature Verify
CSNDPIC	Public Infrastructure Certificate
CSNDPKD	PKA Decrypt
CSNDPKE	PKA Encrypt
CSNDPKG	PKA Key Generate
CSNDPKI	PKA Key Import
CSNDPKT	PKA Key Translate
CSNDT34B	TR-34 Bind-Begin
CSNDT34D	TR-34 Key Distribution
CSNDT34R	TR-34 Key Receive

Restrictions on creation and use of PCI-HSM 2016 compliant key tokens

Read about the restrictions that apply to PCI-HSM 2016 compliant key tokens.

In addition to the callable services above, certain restrictions are placed on compliant-tagged key tokens regardless of the service.

- DES
 - Only internal DES key tokens may be compliant-tagged.
 - Only the enhanced wrapping method can be used.
 - Single-length key tokens cannot be compliant-tagged.
 - Key encrypting keys (KEKs, including master keys) must be at least as strong as the keys they protect. Therefore, a KEK with replicated key halves can not wrap a key with unique key halves.
 - Default DATA key tokens (including zero CV DATA key tokens) cannot be compliant-tagged. They are multi-use keys capable of performing encipherment and creating MACs. One alternative is to upgrade to CIPHER or MAC keys, or both CIPHER and MAC keys. Currently, triple-length DATA keys with unique key parts have no migration path to becoming compliant-tagged without downgrading the key to a double-length key.
 - NOCV-KEKs cannot be compliant-tagged.
 - Compliant-tagged key tokens are restricted in terms of the verification patterns that can be calculated. Only the ENC-ZERO and CMACZERO verification patterns are allowed. See the Key Test (CSNBKYT), Key Test Extended (CSNBKYTX), and Key Test2 (CSNBKYT2) callable services for more

detail. In addition, for the Key Test and Key Test Extended services, the KEY-ENCD keyword is required.

- Generally, compliant-tagged key tokens cannot be used with non-compliant-tagged key tokens. The exceptions are:
 - The Cipher Text Translate2 (CSNBCTT2) callable service.
 - Compliant-tagged key tokens may be used with an X.509 certificate which is compliant.
- Compliant-tagged key tokens are restricted from performing certain PIN block translation operations. For more information, see [Table 377 on page 1313](#).
- Compliant-tagged keys cannot be used with the following RSA-encrypted key formats: PKCSA0EP, PKCS-1.2, ZEROPAD.

Compliant-tagged key tokens are defined by two features of the key token:

1. The compliant-tag bit in the key attributes, which is the CV for DES fixed-length key tokens.
2. The key derivation function (KDF) value which indicates what generation of compliance is applicable.

The KDF value appears at the end of the truncated Master Key Verification Pattern (MKVP) section. For additional information, see [Chapter 20, "Key token formats," on page 997](#).

Beginning with CCA 6.3, it is important to note that the KDF value for DES compliant-tagged tokens has been incremented. Key tokens with the compliant-tag bit on in the CV and a key derivation function (KDF) of X'01' are no longer considered compliant-tagged. They are referred to as DES KDF 01 tokens throughout the publications. They were either created on a coprocessor which does not have CCA 6.3 or later. Or they were created by the Diversified Key Generate (CSNBKDG), or Unique Key Derive (CSNBUKD) services using an input DES KDF 01 token. The only keys they can be used with are other DES KDF 01 tokens or X.509 certificates (CSNBCTT2 being the exception). It is recommended that DES KDF 01 tokens are migrated using the Key Translate2 (CSNBKTR2) callable service with the COMP-TAG keyword. The output will be a key token with the compliant-tag bit set in the CV and a KDF greater than X'01'. Only DES tokens with a KDF greater than X'01' are referred to as compliant-tagged key tokens. Key tokens without the compliant-tag bit set or DES KDF 01 tokens are referred to as non-compliant-tagged tokens and this is reflected in CCA output. Though DES KDF 01 tokens are not compliant-tagged, a coprocessor in compliance mode is required to use them.

- AES

- Only internal version 05 AES key tokens may become compliant-tagged (AES version 04 DATA key tokens may be migrated to version 05 using the Key Translate2 (CSNBKTR2) callable service).
- Key encrypting keys (KEKs, including master keys) must be at least as strong as the keys they protect.
- Compliant-tagged key tokens are restricted in terms of the verification patterns that can be calculated. Only the CMACZERO verification pattern is allowed.
- Compliant-tagged keys may not have a variable-length payload (VOPYLD). Only fixed-length payloads are allowed (V1PYLD).
- Generally, compliant-tagged key tokens cannot be used with non-compliant-tagged key tokens. The exceptions are:
 - The Cipher Text Translate2 (CSNBCTT2) callable service.
 - Compliant-tagged key tokens may be used with an X.509 certificate which is compliant.
- Compliant-tagged key tokens are restricted from performing certain PIN block translation operations. For more information, see [Table 606 on page 1508](#).
- Compliant-tagged keys cannot be used with the following RSA-encrypted key formats: PKCSA0EP, PKCS-1.2, ZEROPAD.

- RSA

- Only internal RSA key tokens with private key sections X'30' or X'31' and associated data versions X'04' or X'05' may become compliant-tagged. This corresponds to keywords RSAAESM2 and RSAAES2 on the PKA Key Token Build (CSNDPKB) callable service. Other private key sections may be migrated using the PKA Key Translate (CSNDPKT) callable service.

- Compliant-tagged key tokens must be single usage, or in other words, may not perform both signatures and key encipherment. See “PKA Key Token Build (CSNDPKB)” on page 911 for details.
- Compliant-tagged keys must have a minimum modulus size of 2048 bits.
- Key encrypting keys (KEKs, including master keys) must be at least as strong as the keys they protect.
- Compliant-tagged key tokens cannot be used with non-compliant-tagged key tokens. However, compliant-tagged key tokens may be used with an X.509 certificate which is compliant.
- An RSA public key token may not be used to wrap a compliant-tagged symmetric key token.
- Compliant-tagged keys cannot be used with the following RSA-encrypted key formats: PKCSA0EP, PKCS-1.2, ZEROPAD.
- Compliant-tagged keys cannot use the SHA-1 hash method.

X.509 certificates (RSA)

An X.509 certificate cannot be compliant-tagged. However, it may be used with compliant-tagged tokens if the X.509 certificate is considered compliant and PKI validation is active for the request. PKI validation is active if the request specifies or defaults to the PKI-CHK keyword. A certificate is considered compliant if it satisfies all of the following:

1. It is single usage (any combination of the following signature usages may be allowed by the certificate and it is still considered single usage: digitalSignature, nonRepudiation, keyCertSign, cRLSign).
2. It has a minimum modulus size of 2048 bits.
3. The signature algorithm does not specify the SHA-1 hashing method.

One way to create a certificate with specific key usage attributes is to use the Public Infrastructure Certificate (CSNDPIC) callable service to create a certificate signing request (CSR) with the desired key usage attributes. This CSR can then be signed by a Certificate Authority (CA) to create a certificate with the desired key usage attributes.

When used with a compliant-tagged key token, certificates must fulfill the following conditions:

- They must be at least as strong as the keys they protect.
- They cannot use the following RSA-encrypted key formats: PKCSA0EP, PKCS-1.2, ZEROPAD.
- They cannot use the SHA-1 hash method.

Restrictions on PIN block translation operations for compliant-tagged key tokens

In general, the described restrictions are concerned with binding/unbinding of the PAN to the PIN data, or changes to the PAN.

See Table 377 on page 1313 for a summary of PIN block translation restrictions that apply to compliant-tagged key tokens.

Translate from:	ECI-2 (4 digit PIN)	ECI-3 (4-6 digit PIN)	ISO-0, ANSI X9.8, VISA-1, VISA-4, and ECI-1	ISO-1 and ECI-4	ISO-2	ISO-3	VISA-2 (4-6 digit PIN)	VISA-3 (4-12 digit PIN)	3621 (4-12 digit PIN)	3624 (4-12 digit PIN)	4704-EPP (4-12 digit PIN)
ECI-2	Y	Y	N	N	N	N	Y	Y	Y	Y	Y
ECI-3	If PIN is 4 digits	Y	N	N	N	N	Y	Y	Y	Y	Y

Table 377. Using compliant-tagged key tokens to translate between PIN block formats (continued)

Translate from:	ECI-2 (4 digit PIN)	ECI-3 (4-6 digit PIN)	ISO-0, ANSI X9.8, VISA-1, VISA-4, and ECI-1	ISO-1 and ECI-4	ISO-2	ISO-3	VISA-2 (4-6 digit PIN)	VISA-3 (4-12 digit PIN)	3621 (4-12 digit PIN)	3624 (4-12 digit PIN)	4704-EPP (4-12 digit PIN)
ISO-0, ANSI X9.8, VISA-1, VISA-4, and ECI-1	N	N	If not changing PAN	N	Y	Y	N	N	N	N	N
ISO-1 and ECI-4	N	N	Y	Y	Y	Y	N	N	N	N	N
ISO-2	N	N	N	N	Y	N	N	N	N	N	N
ISO-3	N	N	If not changing PAN	N	Y	Y	N	N	N	N	N
VISA-2	If PIN is 4 digits	Y	N	N	N	N	Y	Y	Y	Y	Y
VISA-3	If PIN is 4 digits	If PIN is 4-6 digits	N	N	N	N	If PIN is 4-6 digits	Y	Y	Y	Y
3621	If PIN is 4 digits	If PIN is 4-6 digits	N	N	N	N	If PIN is 4-6 digits	Y	Y	Y	Y
3624	If PIN is 4 digits	If PIN is 4-6 digits	N	N	N	N	If PIN is 4-6 digits	Y	Y	Y	Y
4704-EPP	If PIN is 4 digits	If PIN is 4-6 digits	N	N	N	N	If PIN is 4-6 digits	Y	Y	Y	Y

Generating warning events

You use the `CSU_CMP_WARN_MODE` environment variable to cause CCA to issue warning events for operations that need modifications to meet PCI-HSM 2016 compliance mode requirements. Warning events are created as entries to `SYSLOG` in a certain layout, specifying information about the required actions.

Setting the `CSU_CMP_WARN_MODE` environment variable

If set, the `CSU_CMP_WARN_MODE` environment variable indicates that you want to have PCI-HSM 2016 compliance mode warnings generated. The values can be one of the following:

OFF

This is the default value for the variable. No warning mode is set and no warning events are created.

SYSLOG

The warning mode output is sent in a log content stream to the system log and creates an entry in the SYSLOG file as described in [“Warning log message layout”](#) on page 1315.

Note:

- No log entry is written when an operation is completely compliant (compliant verb and compliant keys).
- Warning mode responses are sent to the configured system log.

Warning log message layout

The overall syntax of a generated warning message looks like shown:

```
<preamble>CSUCMPW:<serialnum>:<KDF>:<cprbflags>:<verb_code>:<keyword_count>:  
<keywords>:<key_count>
```

The name of the application which causes the triggering of the warning is not displayed in the message, but is captured by the system log itself. The components have the following meanings:

preamble

Content that a SYSLOG entry typically puts at the start of each message. If the SYSLOG is not the output target, then no preamble is posted.

A part of the preamble posted by the SYSLOG is the ASCII name of the application that was processing when the warning triggered. See the following example for details.

CSUCMPW

ASCII eye-catcher to mark the start of each entry

serialnum

ASCII representation of adapter serial number that generated the reply containing the warning response.

KDF

Key Derivation Function (KDF) value used in the host-to-card communication buffer. It corresponds to the compliance level of the crypto card. This field is one binary byte. It is printed as two hexadecimal characters in ASCII.

cprbflags

Warning flag value returned from the adapter for the verb. This field is one binary byte. It is printed as two hexadecimal characters in ASCII.

Flag value

Meaning

0x40

CPRBFO_CMP_BAD_VERB: The requested verb is not compliant with the current target.

0x20

CPRBFO_CMP_BAD_OP: The requested verb (keyword or data) is not compliant with the current target

0x10

CPRBFO_CMP_BAD_KEY: The request included one or more keys that are not compliant with the current target

0x08

CPRBFO_CMP_UNK: The request for the warning mode processing could not be honored due to problems with the input. The main reason is an unknown value supplied by the host library to the adapter as the target KDF: This is an internal error.

0x00

No consideration of compliance was made.

verb_code

Name of the verb encoded as two ASCII characters. See column **Subcommand code** in [Table 381 on page 1361](#) for the encoding reference.

keyword_count

ASCII number for the count of verb keywords contained in the request.

keywords

Keywords that were in request when sent to the adapter. Some API calls are split up into smaller requests when sent to the adapter to overcome bus transfer size limitations. Therefore, keywords may be slightly different when sent to the adapter. Also, a single API request may generate more than one warning log entry.

If the **keyword_count** is 0x00, this field is empty, such that only the delimiters on either side are visible (: :).

key_count

Count of keys that were sent to the adapter.

Below is a warning message from the CSNBCTT2 verb, using a double length DES DATA token which can not be COMP-TAGGED in compliance mode.

```
Jan 12 09:51:01 test05 s6ctt2.e[24516]: IBM Crypto ./f_secy2/sefcmpwarn.c:627,
Nov  8 2017:15:02:05:
CSUCMPW:DV753302:01:10:TT:5:IKEY-DESOKEY-DESI-CBC  0-CBC  INITIAL :2
```

CSUCMPW

is the eye-catcher you should search for. All material previous to this ASCII string is the so-called **preamble**. As a part of this preamble, the SYSLOG captures the name of the application executing when warning triggered. In our example, this is s6ctt2.e (running on the test05 system).

DV753302

is the serial number of the adapter that generated the warning.

01

is the compliance level in the card (**KDF** parameter).

10

specifies that the request included one or more keys that are not compliant with the current target (**cprbflags0** parameter).

TT

is the verb code for CSNBCTT2 as provided in [Table 381 on page 1361](#) (**verb-code** parameter). TT stands for CSNBCTT2.

5

is the number of 8 byte keywords (**keywordcount** parameter).

IKEY-DESOKEY-DESI-CBC 0-CBC INITIAL

are the five 8 byte keywords provided by the **keywords** parameter:

```
IKEY-DES
OKEY-DES
I-CBC
O-CBC
INITIAL
```

This part can be empty (: :) if no keywords are supplied in the request.

Note that sometimes requests are split into smaller requests when sent to the adapter.

2

is the number of keys supplied to CSNBCTT2 (**key_count** parameter).

Another example shows how to use the CSNBKYT verb to obtain SHA-1 hashes of master keys in legacy mode. The warning mode is logging that the requested verb service (keyword or data) is not compliant with current target:

```
Jan 12 09:49:04 test05 load.e[24427]: IBM Crypto ./f_secy2/sefcmpwarn.c:627,  
Nov 8 2017:15:02:05: CSUCMPW:DV753302:01:20:KT:3:GENERATEKEY-KM SYM-MK :1  
Jan 12 09:49:04 test05 load.e[24427]: IBM Crypto ./f_secy2/sefcmpwarn.c:627,  
Nov 8 2017:15:02:05: CSUCMPW:DV753302:01:20:KT:3:GENERATEKEY-OKM SYM-MK :1  
Jan 12 09:49:04 test05 load.e[24427]: IBM Crypto ./f_secy2/sefcmpwarn.c:627,  
Nov 8 2017:15:02:05: CSUCMPW:DV753302:01:20:KT:3:GENERATEKEY-KM APKA-MK :1  
Jan 12 09:49:04 test05 load.e[24427]: IBM Crypto ./f_secy2/sefcmpwarn.c:627,  
Nov 8 2017:15:02:05: CSUCMPW:DV753302:01:20:KT:3:GENERATEKEY-OKM APKA-MK :1
```

Migrating applications to PCI-HSM 2016 compliance mode

You can migrate existing applications to PCI-HSM 2016. This involves converting the keys that are used by the application to key tokens that are tagged as compliant to PCI-HSM 2016.

The migration process completes with existing key tokens that are converted to being compliant-tagged. Before you complete the migration, it is important that the necessary steps are taken so that upon completion of the migration, future key tokens can be created as compliant-tagged.

Identifying key tokens to be converted using compliance warning events

Except for the Cipher Text Translate2 (CSNBCTT2) verb, a compliant-tagged key cannot be used in a cryptographic operation with a non-compliant-tagged key. Therefore, with that one exception, the key migration process needs to ensure that for each key that is to be compliant-tagged, all keys it can be used with, must also be compliant-tagged.

One procedure for migrating keys is to put them into one of the following five categories in order from top to bottom:

1. Keys that are used in non-compliant or unsupported ways. These keys are included in compliance warning events with any of the following results:
 - Non-compliant service
 - Compliance not supported
 - Non-compliant service operation.Before these keys can be compliant-tagged, there must be a change to use them in a supported, compliant way.
2. Keys that are used with a key in category (“1” on page 1317). Since keys in this category are used with keys that should not be compliant-tagged, by extension they should not be compliant-tagged.
3. Keys that are not compliant. The overall warning event result would indicate that a non-compliant key was used and this key is marked as a non-compliant key. The reason for the non-compliance needs to be determined and fixed before the key can be compliant-tagged. For more information, see [“Restrictions on creation and use of PCI-HSM 2016 compliant key tokens” on page 1311.](#)
4. Keys that are used with a key in category (“3” on page 1317). Since keys in this category are used with keys that cannot be compliant-tagged, by extension these keys should not be compliant-tagged.
5. Keys that are compliant and only used in compliant ways. These keys are only included in warning events with an overall result of compliance.

For help interpreting the compliance warning events, see section [“Warning log message layout” on page 1315.](#)

As the issues in categories “1” on page 1317 to “4” on page 1317 are resolved, you are left only with keys in category “5” on page 1317. At this point, you can successfully compliant-tag all your keys. Further information is in [“Migration mode” on page 1318.](#)

It might be the case that not all keys can become compliant-tagged, for instance, when a key is used in a verb that does not support compliance. In this case, you have a key or keys that remain in category [“1” on page 1317](#) and possibly also in category [“2” on page 1317](#) that should not be compliant-tagged. The keys in category [“5” on page 1317](#) can still be compliant-tagged. A similar situation arises when a key that is used in an otherwise compliant way is itself non-compliant. In this case, you have a key or keys that are remaining in category [“3” on page 1317](#) and possibly also in category [“4” on page 1317](#) that should not be compliant-tagged. Once again, the keys in category [“5” on page 1317](#) can still be compliant-tagged. These scenarios are not mutually exclusive so you might end up with keys in categories [“1” on page 1317](#) to [“5” on page 1317](#) at migration time. If the categories are strictly adhered to, you can compliant-tag the keys in category [“5” on page 1317](#).

All requests that are selected for compliance warning processing should be routed to a CEX6C coprocessor by the application. The CCA host library does not change application routing decisions if a CEX5C cryptographic coprocessors has been selected for processing. To avoid application changes, it is recommended to disable any CEX5C instances using the **chzcrypt -d** command before making use of the warning mode with CEX6C adapters. This will avoid any errors from routing issues.

Identifying key tokens to be converted outside of compliance warning events

Since compliance warnings are based on actual usage, be especially aware of operations (for example, infrequent operations) which might not be started during the period where warnings are being collected. These operations would not show up in a warning log and so must be discovered and analyzed independently.

It might be necessary to do an analysis of the key storage to identify the key tokens to be converted. If the key labels follow a naming convention, the DES Key Record List (CSNBKRL) callable service can be used to produce a list of labels according to a filter. You can use the **panel.exe** utility to list all the DES key tokens from key storage. The **panel.exe** utility also uses the CSNBKRL service.

Key tokens that are identified in this way do not have any information about how they are used. So either the usage of such key tokens must be understood, or all the key tokens that are used must be converted together.

Ensure the key tokens identified can become compliant-tagged

When the key tokens to be converted have been identified, you need to ensure that the process of compliant-tagging the key tokens is successful. Compliant-tagged key tokens cannot be used with non-compliant-tagged key tokens. So you do not want the conversion of some tokens to fail while others succeed. You do this by compliance-checking the key tokens first. Key tokens are compliance-checked by using the Key Translate2 (CSNBKTR2) verb with the COMP-CHK keyword.

Migration mode

Existing keys are transformed into compliant-tagged keys using the *migration mode* of the adapter domain. This *migration mode* is a temporary sub-state of the PCI-HSM 2016 compliance mode.

The process is like follows:

1. Your cryptographic coprocessor starts in a normal, non-compliant mode.
2. Take one or more domains to the PCI-HSM 2016 compliance mode, using the TKE workstation for administrative steps.
3. Now you can create new tokens with the compliance-tag. You cannot migrate legacy tokens by adding the compliance-tag while in the operational compliance mode, because this is a sensitive operation that could compromise security.
4. Take one or more domains to *migration mode*, using the TKE workstation for administrative steps.

Note: You can only enter the *migration mode* from the PCI-HSM 2016 compliance mode.

5. Now you can migrate legacy tokens using the CSNBKTR2 verb with the COMP-TAG keyword.

The *migration mode* has an inactivity timeout. If no key migration actions (initiated from the CSNBKTR2J verb using the COMP-TAG keyword) are received within 30 minutes, then the domain automatically exits *migration mode* and returns to the PCI-HSM 2016 compliance mode. Note that in *migration mode* you are allowed to migrate legacy tokens by adding the compliance-tag . However, no compliance-tagged key operations other than key migration are allowed in *migration mode*, as required for PCI-HSM 2016 compliance.

Converting key tokens to become compliant-tagged

Make sure to identify all key tokens that must be converted, because they cannot be used in a non-compliant way. Then verify that they can be converted to compliant-tagged key tokens. If your verification is successful, you can start the conversion.

At this point, you must decide what backup strategy, if any, to pursue. Depending on the nature of your workloads, your backup strategy can include, but is not be limited to:

1. Making a backup copy of the key storage.
2. Retrieving the key tokens to be converted from the key storage and storing them in a file.

Instead of making a backup copy of the key storage, you can write the compliant-tagged key tokens to new key storage labels.

Key tokens are converted to compliant-tagged tokens by using the Key Translate2 (CSNBKTR2) verb with the COMP-TAG keyword.

To begin the conversion, at least one CCA coprocessor must be placed in migration mode by using the TKE workstation. To confirm the compliance mode of a CCA coprocessor, view the hardware status panel. Also, take note of the number of CCA coprocessors in PCI-HSM 2016 compliance mode without being in migration mode. A coprocessor in migration mode cannot handle requests that contain compliant-tagged key tokens. Therefore, if workloads that use compliant-tagged key tokens are already in use (for example, you previously converted some key tokens to compliant-tagged), you must keep one or more coprocessors in PCI-HSM 2016 compliance mode, but not in migration mode.

At this point in the process, none of the key tokens should fail because they were previously compliance-checked. However, if for some reason there is a failure such that some of the key tokens were converted and others were not, the key tokens should be brought back to a consistent state as soon as possible. This means that the key tokens should be updated such that they are all compliant-tagged or all non-compliant-tagged. If a backup copy of the CKDS was made, it can be used to make all the key tokens non-compliant-tagged until the issue can be resolved. If the process involves creating compliant-tagged key tokens under new key labels, the old labels can still be used until the issue is resolved.

Chapter 29. Sample verb call routines

This appendix contains sample verb call routines for both C and Java.

Important: The user must load the Symmetric Master Key before the verb calls complete successfully. Otherwise return code 12 and reason code 764 is returned.

To illustrate the practical application of CCA verb calls, this appendix describes the sample routines included with the RPM. A sample in C, and one in Java is included.

The sample routines generate a Message Authentication Code (MAC) on a text string, and then verifies the MAC. To accomplish this, the routine:

- Calls the Key Generate (CSNBKGN or CSNBKGNJ) verb to create a MAC/MACVER key pair.
- Calls the MAC Generate (CSNBMGN or CSNBMGNJ) verb to generate a MAC on a text string with the MAC key.
- Calls the MAC Verify (CSNBMVR or CSNBMVRJ) verb to verify the text string MAC with the MACVER key.

As you review the sample routines shown in [Figure 68 on page 1321](#) and [Figure 69 on page 1325](#), refer to the chapters in this book for descriptions of the called verbs and their parameters. These verbs are listed in [Table 378 on page 1321](#).

Verb	Entry point name for C and Java versions
Key Generate	CSNBKGN or CSNBKGNJ
MAC Generate	CSNBMGN or CSNBMGNJ
MAC Verify	CSNBMVR or CSNBMVRJ

Sample program in C

This sample code, which consists of a C program (mac.c) and a makefile (makefile.Inx), can be found in the /opt/IBM/CCA/samples directory.

For reference, a copy of the sample routine is shown in [Figure 68 on page 1321](#).

Figure 68. Syntax, sample routine in C

```

/*****
/*
/* Module Name: mac.c
/*
/* DESCRIPTIVE NAME: Cryptographic Coprocessor Support Program
/* C language source code example
/*
/*-----
/*
/* Licensed Materials - Property of IBM
/*
/* (C) Copyright IBM Corp. 1997-2001 All Rights Reserved
/*
/* US Government Users Restricted Rights - Use duplication or
/* disclosure restricted by GSA ADP Schedule Contract with IBM Corp.
/*
/*-----
/*
/* NOTICE TO USERS OF THE SOURCE CODE EXAMPLES
/*
/* The source code examples provided by IBM are only intended to
/* assist in the development of a working software program. The
/* source code examples do not function as written: additional
/* code is required. In addition, the source code examples may
/* not compile and/or bind successfully as written.
/*
*/

```

```

/* International Business Machines Corporation provides the source */
/* code examples, both individually and as one or more groups, */
/* "as is" without warranty of any kind, either expressed or */
/* implied, including, but not limited to the implied warranties of */
/* merchantability and fitness for a particular purpose. The entire */
/* risk as to the quality and performance of the source code */
/* examples, both individually and as one or more groups, is with */
/* you. Should any part of the source code examples prove defective, */
/* you (and not IBM or an authorized dealer) assume the entire cost */
/* of all necessary servicing, repair or correction. */
/* */
/* IBM does not warrant that the contents of the source code */
/* examples, whether individually or as one or more groups, will */
/* meet your requirements or that the source code examples are */
/* error-free. */
/* */
/* IBM may make improvements and/or changes in the source code */
/* examples at any time. */
/* */
/* Changes may be made periodically to the information in the */
/* source code examples; these changes may be reported, for the */
/* sample code included herein, in new editions of the examples. */
/* */
/* References in the source code examples to IBM products, programs, */
/* or services do not imply that IBM intends to make these */
/* available in all countries in which IBM operates. Any reference */
/* to the IBM licensed program in the source code examples is not */
/* intended to state or imply that IBM's licensed program must be */
/* used. Any functionally equivalent program may be used. */
/* */

```

```

/*-----*/
/* */
/* This example program: */
/* */
/* 1) Calls the Key_Generate verb (CSNBKGN) to create a MAC (message */
/* authentication code) key token and a MACVER key token. */
/* */
/* 2) Calls the MAC_Generate verb (CSNBMGN) using the MAC key token */
/* from step 1 to generate a MAC on the supplied text string */
/* (INPUT_TEXT). */
/* */
/* 3) Calls the MAC_Verify verb (CSNBMVR) to verify the MAC for the */
/* same text string, using the MACVER key token created in */
/* step 1. */
/* */
/* */
/*****
#include <stdio.h>
#include <string.h>

#ifdef _AIX
#include <csuincl.h>
#elif __WINDOWS__
#include "csunincl.h"
#else
#include "csulincl.h" /* else linux */
#endif

/* Defines */
#define KEY_FORM "OPOP"
#define KEY_LENGTH "SINGLE "
#define KEY_TYPE_1 "MAC "
#define KEY_TYPE_2 "MACVER "
#define INPUT_TEXT "abcdefghijklmn0987654321"
#define MAC_PROCESSING_RULE "X9.9-1 "
#define SEGMENT_FLAG "ONLY "
#define MAC_LENGTH "HEX-9 "
#define MAC_BUFFER_LENGTH 10

void main()
{
    static long return_code;
    static long reason_code;
    static unsigned char key_form[4];
    static unsigned char key_length[8];
    static unsigned char mac_key_type[8];
    static unsigned char macver_key_type[8];
    static unsigned char kek_key_id_1[64];
    static unsigned char kek_key_id_2[64];
    static unsigned char mac_key_id[64];
    static unsigned char macver_key_id[64];

```



```

static long      text_length;
static unsigned char text[26];
static long      rule_array_count;
static unsigned char rule_array[3][8];      /* Max 3 rule array elements */
static unsigned char chaining_vector[18];
static unsigned char mac_value[MAC_BUFFER_LENGTH];

/* Print a banner */
printf("Cryptographic Coprocessor Support Program example program.\n");

/* Set up initial values for Key_Generate call */
return_code = 0;
reason_code = 0;
memcpy (key_form,      KEY_FORM, 4);      /* OPOP key pair */
memcpy (key_length,   KEY_LENGTH, 8);     /* Single-length keys */
memcpy (mac_key_type, KEY_TYPE_1, 8);     /* 1st token, MAC key type */
memcpy (macver_key_type, KEY_TYPE_2, 8);  /* 2nd token, MACVER key type */
memset (kek_key_id_1, 0x00, sizeof(kek_key_id_1)); /* 1st KEK not used */
memset (kek_key_id_2, 0x00, sizeof(kek_key_id_2)); /* 2nd KEK not used */
memset (mac_key_id,   0x00, sizeof(mac_key_id)); /* Init 1st key token */
memset (macver_key_id, 0x00, sizeof(macver_key_id)); /* Init 2nd key token */

/* Generate a MAC/MACVER operational key pair */
CSNBKGN(&return_code,
        &reason_code,
        NULL,
        NULL,
        key_form,
        key_length,
        mac_key_type,
        macver_key_type,
        kek_key_id_1,
        kek_key_id_2,
        mac_key_id,
        macver_key_id);
        /* exit_data_length */
        /* exit_data */

/* Check the return/reason codes. Terminate if there is an error. */
if (return_code != 0 || reason_code != 0) {
    printf ("Key_Generate failed: ");
    printf ("return_code = %ld, ", return_code); /* Print return code */
    printf ("reason_code = %ld.\n", reason_code); /* Print reason code */
    return;
}
else
    printf ("Key_Generate successful.\n");

/* Set up initial values for MAC_Generate call */
return_code = 0;
reason_code = 0;
text_length = sizeof (INPUT_TEXT) - 1; /* Length of MAC text */
memcpy (text, INPUT_TEXT, text_length); /* Define MAC input text */
rule_array_count = 3; /* 3 rule array elements */
memset (rule_array, ' ', sizeof(rule_array)); /* Clear rule array */
memcpy (rule_array[0], MAC_PROCESSING_RULE, 8); /* 1st rule array element */
memcpy (rule_array[1], SEGMENT_FLAG, 8); /* 2nd rule array element */
memcpy (rule_array[2], MAC_LENGTH, 8); /* 3rd rule array element */
memset (chaining_vector, 0x00, 18); /* Clear chaining vector */
memset (mac_value, 0x00, sizeof(mac_value)); /* Clear MAC value */

/* Generate a MAC based on input text */
CSNBMGN ( &return_code,
        &reason_code,
        NULL,
        NULL,
        mac_key_id,
        &text_length,
        text,
        &rule_array_count,
        &rule_array[0][0],
        chaining_vector,
        mac_value);
        /* exit_data_length */
        /* exit_data */
        /* Output from Key Generate */

/* Check the return/reason codes. Terminate if there is an error. */
if (return_code != 0 || reason_code != 0) {
    printf ("MAC Generate Failed: ");
    printf ("return_code = %ld, ", return_code); /* Print return code */
    printf ("reason_code = %ld.\n", reason_code); /* Print reason code */
    return;
}
else {

```

```

    printf ("MAC_Generate successful.\n");
    printf ("MAC_value = %s\n", mac_value);          /* Print MAC value (HEX-9)    */
}
/* Set up initial values for MAC_Verify call */
return_code = 0;
reason_code = 0;
rule_array_count = 1;                             /* 1 rule array element    */
memset (rule_array, ' ', sizeof(rule_array));      /* Clear rule array        */
memcpy (rule_array[0], MAC_LENGTH, 8);            /* Rule array element      */
                                                    /* (use default Ciphering  */
                                                    /* Method and Segmenting   */
                                                    /* Control)                */
memset (chaining_vector, 0x00, 18);               /* Clear the chaining vector */

/* Verify MAC value */
CSNBMR (&return_code,
        &reason_code,
        NULL,                                     /* exit_data_length        */
        NULL,                                     /* exit_data                */
        macver_key_id,                            /* Output from Key_Generate */
        &text_length,                             /* Same as for MAC_Generate */
        text,                                     /* Same as for MAC_Generate */
        &rule_array_count,
        &rule_array[0][0],
        chaining_vector,
        mac_value);                               /* Output from MAC_Generate */

/* Check the return/reason codes. Terminate if there is an error. */
if (return_code != 0 || reason_code != 0) {
    printf ("MAC_Verify failed: ");               /* Print failing verb      */
    printf ("return_code = %ld, ", return_code); /* Print return code       */
    printf ("reason_code = %ld.\n", reason_code); /* Print reason code      */
    return;
}
else                                             /* No error occurred      */
    printf ("MAC_Verify successful.\n");
}

```

Sample program in Java

Before running this program, review the information about the JNI interface.

You can find this information in [“Building Java applications using the CCA JNI”](#) on page 23.

This sample code consists of a Java program named `mac.java`. For reference, a copy of the sample routine is shown in Figure 69 on page 1325. Another sample program named `RNG.java` is included with the distribution at the same location, but is not copied here because it is a very simple JNI reference exercise to call the Random Number Generate verb.

The default distribution location of the sample code is:

SUSE Linux

`/opt/IBM/CCA/samples`

Red Hat Linux

`/opt/IBM/CCA/samples`

Invoke the following command from the directory that contains the sample source code to compile the program:

```
javac -classpath /opt/IBM/CCA/cnm/HIKM.zip mac.java
```

Note:

1. The classpath option points to the `HIKM.zip` file because the `hikmNativeNumber` class is in this file.
2. The path shown for the `HIKM.zip` file is the default distribution location of that file.

When it is compiled, you can run the sample Java program from the directory that contains the compiled output, with these commands.

For a Red Hat Linux system:

```
export LD_LIBRARY_PATH=$LD_LIBRARY_PATH:/usr/lib64
/opt/ibm/java-i386-60/jre/bin/java -classpath /opt/IBM/CCA/cnm/HIKM.zip:. mac
```

For a SUSE Linux system:

```
export LD_LIBRARY_PATH=$LD_LIBRARY_PATH:/usr/lib64
java -classpath /opt/IBM/CCA/cnm/HIKM.zip:. mac
```

Note:

1. The path shown for the HIKM.zip file is the default distribution location of that file.
2. The libcsulcca.so library for Linux also contains the C support for the CCA Java Native Interface (JNI).

Figure 69. Syntax, sample routine in Java

```

/*****
*/
/* Module Name: mac.java */
/* */
/* DESCRIPTIVE NAME: Cryptographic Coprocessor Support Program */
/* */
/* JNI example code */
/* */
/*-----*/
/* */
/* Licensed Materials - Property of IBM */
/* */
/* Copyright IBM Corp. 2008, 2011 All Rights Reserved */
/* */
/* US Government Users Restricted Rights - Use duplication or */
/* disclosure restricted by GSA ADP Schedule Contract with IBM Corp. */
/* */
/*-----*/
/* */
/* NOTICE TO USERS OF THE SOURCE CODE EXAMPLES */
/* */
/* The source code examples provided by IBM are only intended to */
/* assist in the development of a working software program. The */
/* source code examples do not function as written: additional */
/* code is required. In addition, the source code examples may */
/* not compile and/or bind successfully as written. */
/* */
/* International Business Machines Corporation provides the source */
/* code examples, both individually and as one or more groups, */
/* "as is" without warranty of any kind, either expressed or */
/* implied, including, but not limited to the implied warranties of */
/* merchantability and fitness for a particular purpose. The entire */
/* risk as to the quality and performance of the source code */
/* examples, both individually and as one or more groups, is with */
/* you. Should any part of the source code examples prove defective, */
/* you (and not IBM or an authorized dealer) assume the entire cost */
/* of all necessary servicing, repair or correction. */
/* */
/* IBM does not warrant that the contents of the source code */
/* examples, whether individually or as one or more groups, will */
/* meet your requirements or that the source code examples are */
/* error-free. */
/* */
/* IBM may make improvements and/or changes in the source code */
/* examples at any time. */
/* */
/* Changes may be made periodically to the information in the */
/* source code examples; these changes may be reported, for the */
/* sample code included herein, in new editions of the examples. */
/* */
/* References in the source code examples to IBM products, programs, */
/* or services do not imply that IBM intends to make these */
/* available in all countries in which IBM operates. Any reference */
/* to the IBM licensed program in the source code examples is not */
/* intended to state or imply that IBM's licensed program must be */
/* used. Any functionally equivalent program may be used. */
/* */
/*-----*/
*/

```

```

/* This example program: */
/* */
/* 1) Calls the Key_Generate verb (CSNBKGN) to create a MAC (message */
/* authentication code) key token and a MACVER key token. */
/* */
/* 2) Calls the MAC_Generate verb (CSNBMGN) using the MAC key token */
/* from step 1 to generate a MAC on the supplied text string */
/* (INPUT_TEXT). */
/* */
/* 3) Calls the MAC_Verify verb (CSNBMVR) to verify the MAC for the */
/* same text string, using the MACVER key token created in */
/* step 1. */
/* */
/* */
/*****/
import java.io.*;
import com.ibm.crypto.cca.jni.*;

public class mac
{
    static final String KEY_FORM          = "OPOP";
    static final String KEY_LENGTH        = "SINGLE ";
    static final String KEY_TYPE_1       = "MAC ";
    static final String KEY_TYPE_2       = "MACVER ";
    static final String INPUT_TEXT       = "abcdefghijklnopqrstuvwx";
    static final String MAC_PROCESSING_RULE = "X9.9-1 ";
    static final String SEGMENT_FLAG     = "ONLY ";
    static final String MAC_LENGTH       = "HEX-9 ";

    public static void main (String args[])
    {
        byte [] ByteExitData          = new byte [4];
        byte [] Byte_key_form          = new byte [4];
        byte [] Byte_key_length        = new byte [8];
        byte [] Byte_mac_key_type      = new byte [8];
        byte [] Byte_macver_key_type   = new byte [8];
        byte [] Byte_mac_value         = new byte [10];
        byte [] Byte_chaining_vector   = new byte [18];
        byte [] Byte_rule_array        = new byte [24];
        byte [] Byte_text              = new byte [26];
        byte [] Byte_kek_key_id_1      = new byte [64];
        byte [] Byte_kek_key_id_2      = new byte [64];
        byte [] Byte_mac_key_id        = new byte [64];
        byte [] Byte_macver_key_id     = new byte [64];

        try
        {
            //setup to pause on non-zero return/reason code
            //and require enter key to continue
            BufferedReader stdin = new BufferedReader(new InputStreamReader(System.in));

            hikmNativeLong IntReturncode    = new hikmNativeLong(0);
            hikmNativeLong IntReasoncode    = new hikmNativeLong(0);
            hikmNativeLong IntExitDataLength = new hikmNativeLong(0);

            /* Print beginning banner */
            System.out.println("\nCryptographic Coprocessor Support Program JAVA example program.\n");

            /* Set up initial values for Key_Generate call */
            Byte_key_form          = new String(KEY_FORM).getBytes(); /* OPOP key pair */
            Byte_key_length        = new String(KEY_LENGTH).getBytes(); /* Single-length keys */
            Byte_mac_key_type      = new String(KEY_TYPE_1).getBytes(); /* 1st token, MAC key type */
            Byte_macver_key_type   = new String(KEY_TYPE_2).getBytes(); /* 2nd token, MACVER key type */

            /* Generate a MAC/MACVER operational key pair */
            new HIKM().CSNBKGNJ (IntReturncode,
                               IntReasoncode,
                               IntExitDataLength,
                               ByteExitData,
                               Byte_key_form,
                               Byte_key_length,
                               Byte_mac_key_type,
                               Byte_macver_key_type,
                               Byte_kek_key_id_1,
                               Byte_kek_key_id_2,
                               Byte_mac_key_id,
                               Byte_macver_key_id);

            if ( 0 != IntReturncode.getValue() || 0 != IntReasoncode.getValue() )
            {
                System.out.println (" \nKey Generate Failed");
                System.out.println ("Return_code = " + IntReturncode.getValue());
                System.out.println ("Reason_code = " + IntReasoncode.getValue());
            }
        }
    }
}

```

```

        System.out.println ("Press ENTER to continue...");          /* Print Pause message */
        stdin.readLine();
    }
    else
    {
        System.out.println ("Key_Generate successful.");
    }

    /* Set up initial values for MAC_Generate call */
    IntReturncode      = new hikmNativeLong(0);
    IntReasoncode      = new hikmNativeLong(0);
    IntExitDataLength  = new hikmNativeLong(0);

    hikmNativeLong Int_rule_array_count = new hikmNativeLong(3);
    hikmNativeLong Int_text_length      = new hikmNativeLong(24);

    Byte_text          = new String (INPUT_TEXT).getBytes();          /* Define MAC input
text */
    byte [] temp_array = new String (MAC_PROCESSING_RULE).getBytes(); /* 1st rule array
element */
    System.arraycopy( temp_array, 0, Byte_rule_array, 0, temp_array.length); /* 1st rule array
element */

    temp_array = new String(SEGMENT_FLAG).getBytes();                /* 2nd rule array
element */
    System.arraycopy( temp_array, 0, Byte_rule_array, 8, temp_array.length); /* 2nd rule array
element */

    temp_array = new String(MAC_LENGTH).getBytes();                 /* 3rd rule array
element */
    System.arraycopy( temp_array, 0, Byte_rule_array, 16, temp_array.length); /* 3rd rule array
element */

    /* Generate a MAC based on input text */
    new HIKM().CSNBGMNJ (IntReturncode,
                        IntReasoncode,
                        IntExitDataLength,
                        ByteExitData,
                        Byte_mac_key_id,
                        Int_text_length,
                        Byte_text,
                        Int_rule_array_count,
                        Byte_rule_array,
                        Byte_chaining_vector,
                        Byte_mac_value);

    if ( 0 != IntReturncode.getValue() || 0 != IntReasoncode.getValue() )
    {
        System.out.println ("\nMAC Generate Failed");                /* Print failing verb. */
        System.out.println ("Return_code = " + IntReturncode.getValue()); /* Print return code. */
        System.out.println ("Reason_code = " + IntReasoncode.getValue()); /* Print reason code. */
        System.out.println ("Press ENTER to continue...");          /* Print Pause message */
        stdin.readLine();
    }
    else
    {
        System.out.println ("MAC_Generate successful.");
        System.out.println ("MAC_value = [" + new String(Byte_mac_value) + "]);
    }

    /* Set up initial values for MAC_Verify call */
    IntReturncode      = new hikmNativeLong(0);
    IntReasoncode      = new hikmNativeLong(0);
    IntExitDataLength  = new hikmNativeLong(0);

    Byte_rule_array    = new String (MAC_LENGTH).getBytes();          /* Rule array element */
    Int_rule_array_count = new hikmNativeLong(1);

    new HIKM().CSNBMRJ (IntReturncode,
                        IntReasoncode,
                        IntExitDataLength,
                        ByteExitData,
                        Byte_macver_key_id,
                        Int_text_length,
                        Byte_text,
                        Int_rule_array_count,
                        Byte_rule_array,
                        Byte_chaining_vector,
                        Byte_mac_value);

    if ( 0 != IntReturncode.getValue() || 0 != IntReasoncode.getValue() )
    {

```

```

        System.out.println ("\nMAC_Verify Failed");          /* Print failing verb.    */
        System.out.println ("Return_code = " + IntReturncode.getValue()); /* Print return code.    */
        System.out.println ("Reason_code = " + IntReasoncode.getValue()); /* Print reason code.    */
        System.out.println ("Press ENTER to continue..."); /* Print Pause message   */
        stdin.readLine();
    }
    else
    {
        System.out.println ("MAC_Verify successful.");
    }
}
catch (Exception anException)
{
    System.out.println(anException);
}

/* Print ending banner */
System.out.println("\nCryptographic Coprocessor Support Program JAVA example program finished.\n");
} //end main
} //end mac class

```

Chapter 30. Initial system set-up tips

Use these tips to help you set up your system for the first time.

The name of the CCA package is:

```
csulcca-<version>.<release>.<maintenanceLevel>-<fixLevel>_s390x.rpm  
csulcca_<version>.<release>.<maintenanceLevel>-<fixLevel>_s390x.deb
```

where:

version

represents the major version, typically the same for an adapter life

release

represents the function release available, updated to add function

maintenanceLevel

represents the level of increment on top of the function release for small functional changes

fixLevel

represents a level of fix applied, typically incremented during internal package development.

Examples:

```
csulcca-6.0.9-11_s390x.rpm  
csulcca_6.0.9-11_s390x.deb
```

In order to use the full set of CCA functions, a CEX*C feature in CCA coprocessor mode is required. This feature must have a CCA code level appropriate for the desired function provided by the RPM or DEB package.

Consult the README.txt file in the /opt/IBM/CCA/doc/ directory for this information:

- Release-specific information, if there is any
- Pointers to helpful tools

Note: If the version and release level of the coprocessor feature is lower than the version and release level of the CCA package (RPM or DEB), then only the functions supported by the feature are supported by the package.

Installing and loading the cryptographic device driver

The cryptographic device driver is included in the regular kernel package shipped with your Linux distribution.

In earlier Linux distributions, the cryptographic device driver is shipped as a single module called **z90crypt**. In more recent distributions, the cryptographic device driver is shipped as set of modules with the **ap** module being the main module that triggers loading all required sub-modules. There is, however, an alias name **z90crypt** that links to the **ap** main module.

There might be distributions using kernel levels starting with 4.10, that have basic cryptographic device driver support as part of the kernel (that is, the **ap** module is already compiled in the kernel). In this case, the subsequently mentioned **lsmod** and **modprobe** commands do not work as described. In addition, the **domain** and **poll_thread** parameters are no longer module parameters, but kernel parameters. In this case, you can change the values directly via sysfs, or change as kernel parameters. Refer to the *Device Drivers, Features, and Commands* for kernel 4.12 or later on the [developerWorks](#) website for further information.

For installations with a loadable cryptographic device driver, use the **lsmod** command to find out if either the **z90crypt** or the **ap** module is already loaded.

If required, use the **modprobe** command to load the **z90crypt** or **ap** module. When loading the **z90crypt** or **ap** module, you can use the following optional module parameters:

domain=

specifies a particular cryptographic domain. By default, the device driver attempts to use the domain with the maximum number of devices. To use all CCA 6.0 functions, the domain must include at least one CEX6C feature.

After loading the device driver, use the **lszcrypt** command with the **-b** option to confirm that the correct domain is used. If your distribution does not include this command, see the version of *Device Drivers, Features, and Commands* that applies to your distribution about how to use the sysfs interface to find out the domain. This publication also provides more information about loading and configuring the cryptographic device driver.

To change the domain, you must unload the **z90crypt** or **ap** module (see [“Unloading the cryptographic device driver”](#) on page 1330) and reload it.

You should also read the information presented in [“Domain selection capabilities”](#) on page 8.

poll_thread=

enables the polling thread for instances of Linux on z/VM and for Linux instances that run in LPAR mode on an IBM mainframe earlier than z10.

For Linux instances that run in LPAR mode on a z10 or later mainframe, this setting is ignored and AP interrupts are used instead.

For more information about these module parameters, the polling thread, and AP interrupts, see the version of *Device Drivers, Features, and Commands* that applies to your distribution.

Unloading the cryptographic device driver

You might need to unload the cryptographic device driver, for example, to change the domain setting.

Unloading the device driver is complicated slightly because the catcher.exe daemon is always running, to be ready to receive TKE requests. To unload the device driver, for example, in preparation for a reload, you must stop the catcher.exe daemon. This can be done with the service management script `/etc/init.d/CSUTKEcat` using the `stop` argument, or by using the `ps` command to find the PID for the daemon, and then using the `kill -9 <PID>` command to kill it.

Unloading of the device driver is only successful, if you stop all applications that access the main **ap** module and any of the running sub-modules before the unload. Unloading fails, if you miss to stop an involved application. In this case, the device driver requires a restart to be able to function as desired.

After reloading the device driver, you can restart the catcher.exe daemon (restarting TKE access) using the `/etc/init.d/CSUTKEcat start` command. See [“Files in the RPM or DEB”](#) on page 1334 for more details.

Note: If the cryptographic device driver is part of the kernel, you cannot unload it. In this case, you can directly edit domain settings via `sysfs` (see [“Checking the adapter settings”](#) on page 1331).

Confirming your cryptographic devices

Use the **lszcrypt** command to display a list of available cryptographic devices and their online status.

CARD.DOMAIN	TYPE	MODE	STATUS	REQUEST_CNT
04	CEX5C	CCA-Coproc	online	2174
04.0013	CEX5C	CCA-Coproc	online	2174
04.0014	CEX5C	CCA-Coproc	offline	0
05	CEX5P	EP11-Coproc	online	0
05.0013	CEX5P	EP11-Coproc	online	0
05.0014	CEX5P	EP11-Coproc	online	0
0a	CEX6C	CCA-Coproc	online	15420
0a.0013	CEX6C	CCA-Coproc	online	15420
0a.0014	CEX6C	CCA-Coproc	offline	0

In the example, you see one CEX5C device and one CEX6C device offline. All other devices are online.

You can use the **chzcrypt** command to set a cryptographic device online. For example, to set a cryptographic domain X'0014' on device X'0a' online, issue:

```
chzcrypt -e 0a.0014
```

For more details about the **lszcrypt** and **chzcrypt** commands, see the man pages. If your distribution does not include these commands, see the version of *Device Drivers, Features, and Commands* that applies to your distribution about how to use the sysfs interface to find out this information and to set devices online.

Checking the adapter settings

Use the **lszcrypt** command with the **-b** option to display information about the settings for your cryptographic adapters.

```
# lszcrypt -b
ap_domain=0x4
ap_max_domain_id=0x54
ap_interrupts are disabled
config_time=30 (seconds)
poll_thread is disabled
poll_timeout=1500000 (nanoseconds)
```

As seen in the example, the command output shows:

- the used domain in hexadecimal notation

Note: To change the domain you must unload the **z90crypt** module and reload it with the appropriate **domain=** module parameter. In installations with the in-kernel **ap** module and multi-domain support, you achieve this directly by changing the **ap_domain** value via **sysfs**.

- whether **ap** interrupts are used
- whether the polling thread is used and, if so, at which frequency

Note: Polling threads cannot be enabled if **ap** interrupts are available.

If your distribution does not include the **lszcrypt** command, see the version of *Device Drivers, Features, and Commands* that applies to your distribution about how to use the **sysfs** interface to retrieve this information.

Performance tuning

If no AP interrupts are available to your Linux instance, you can use the settings for the polling thread and the high resolution polling timer to tune the performance of your cryptographic adapters.

See the version of *Device Drivers, Features, and Commands* that applies to your distribution for more information about these settings.

Running secure key under a z/VM guest

In order to use the CEX*C feature under z/VM, you need to apply specific APAR fixes.

These fixes are described in “Hardware requirements” on page xxxvi.

Also, to get secure key running under a z/VM guest, a directory control statement (CRYPTO APDED) for a given z/VM guest needs to be used. This requires that the AP's with this domain are owned by the LPAR. There is no virtualization done by z/VM.

For secure key, z/VM does not virtualize the AP's. The AP's need to be dedicated, which is done by the user statement:

```
CRYPTO DOMAIN 12 APDED 5 7
```

This statement dedicates AP's 5 and 7 for domain 12 to one Linux guest.

Note: Shared crypto adapters, as defined with the z/VM user directory statement CRYPTO APVIRT, cannot be used for secure key cryptographic operations. Because dedicated and shared cryptographic adapters cannot be mixed in a z/VM guest virtual machine, additional crypto adapters for use with clear key cryptography, coprocessors or accelerators, must be defined as dedicated adapters.

Chapter 31. CCA installation instructions

Use these instructions when you install, configure, or uninstall CCA release 6.0.0 and later.

You can install the new release either on a new system or over an earlier release, such as CCA 4.* or 5.*

Before you begin

In the installation instructions, the term CCA 6.x is used to describe CCA packages referring to CCA 6.0.0 and subsequent versions.

Before you begin the CCA installation, review these points:

- If you are upgrading from a prior installation, be sure to review [“Default installation directory” on page 1334](#).
- Ensure that you are using supported hardware. See [“Hardware requirements” on page xxxvi](#).
- Ensure that your Linux distribution has the cryptographic device driver support. For details, see [“Installing and loading the cryptographic device driver” on page 1329](#).
- If you are going to use the Java Native Interface (JNI), see [“Building Java applications using the CCA JNI” on page 23](#) for supported Java levels and installation instructions.

Ubuntu installation considerations

The installation process for Ubuntu is very similar to that for the other distributions. Read the provided information about special Ubuntu considerations.

Package

IBM CCA Host Libraries and Tools

Name

csulcca-version-arch.deb

Target Architecture

tested and supported for 64-bit s390x; 31-bit is not supported.

Further information

There is a web location presenting a file with eventually updated Ubuntu installation instructions:

[Software packages for IBM z Systems servers running Linux](#)

1. Click on the **Software version** that matches your environment (such as CCA Releases 6.0 for CEX6C ... for RHEL, SLES, and Ubuntu)
2. Select **Ubuntu installation instructions** to open and download a text file with the most recent instructions and also with a list of known issues.

Note: Debian, and by extension Ubuntu, use a different model for DSO Linking when compared to RHEL and SLES. Ubuntu adds `--as-needed` for `gcc` when `gcc` calls the linker. This can cause a link to fail on Ubuntu with *undefined reference* issues for symbols that are defined in **libcsulcca.so**. The remedy is to add this argument to the `gcc` call

```
-Wl,--no-as-needed
```

When building our sample program, as copied from this documentation to a file named `sample.c`, an appropriate compile call would look like the following:

```
gcc -g -Wl,--no-as-needed -I/opt/IBM/CCA/include -lcsulcca -lcsulccamk -o sample sample.c
```

Default installation directory

The CCA RPM or DEB by default choose overall installation directories for their contents.

/usr/lib64/ (RPM) and /usr/lib/ (DEB)

all libraries to be used by applications

/opt/IBM/CCA/

all other actual files from the release are placed in sub-directories of this path

In the past a part of the path name was the name of the specific CCA coprocessor being supported, such as *CEX3C*. As of CEX4C support, multiple CCA coprocessors are supported from the same install tree, and it is no longer appropriate to use the CCA coprocessor name in the path. The new default install path is:

```
/opt/IBM/CCA/
```

Soft-links to the following paths are added for ease of use and migration:

- /opt/ibm/cca
- /opt/IBM/CEX3C/

If you are upgrading, note that the RPMs copy your key storage files from the old default location to the new default location. The old directory is kept and renamed to /opt/IBM/CEX3C-old/.

Download and install the RPM or DEB file

RPM is the installation package format for Red Hat Enterprise Linux (RHEL) and SUSE Linux Enterprise Server (SLES) distributions. DEB is the package format for the Ubuntu distribution. The CCA RPM or DEB packages contain files, samples, and groups.

About this task

To download the RPM or DEB package, complete these steps:

Procedure

1. Point your Web browser at this location:

```
http://www.ibm.com/security/cryptocards/
```

2. Click the appropriate link for your cryptographic coprocessor / HSM from the Products pull down choice.
3. Click Download software from the selected CEX*S Overview page.
4. On the appearing CEX*S - Software page, click the [software-package selection page](#) link.
5. Navigate to the desired RPM or DEB package by opening the + sign besides the appropriate CCA release. From here, you can access the following parts:
 - the RPM or DEB installation file that installs the host code
 - the README file for the RPM or DEB
 - the Release Notes
 - the license information.

Files in the RPM or DEB

These files are included in the RPM or DEB.

/etc/profile.d/csulcca.sh

Environment variables are created in this file. Customers should read this file for up-to-date information. The key storage environment variables are added here. See [“Environment variables for the key storage file”](#) on page 512.

/etc/profile.d/csulcca.csh

Environment variables are created in this file. Customers should read this file for up-to-date information. The key storage environment variables are added here. See [“Environment variables for the key storage file”](#) on page 512.

Note: `/etc/profile.d/csulcca.sh` and `/etc/profile.d/csulcca.csh` are exactly the same in what they do, but have syntax differences. Only one of these two files is used, depending on the configuration of the particular user running an application.

/etc/init.d/CSUTKEcat

System initialization script that automatically starts the **catcher.exe** daemon when Linux starts. There may be situations when You need to explicitly start or stop the **catcher.exe** daemon. Select from one of the following methods:

Start or stop the daemon from the command line:

```
/etc/init.d/CSUTKEcat start
/etc/init.d/CSUTKEcat stop
```

The preferred way for Linux distributions providing systemd is to use the following commands:

```
# systemctl start CSUTKEcat
# systemctl stop CSUTKEcat
```

In older distributions without systemd, you may be able to start or stop the **catcher.exe** using `system services`:

```
# service CSUTKEcat start
# service CSUTKEcat stop
```

/etc/rc.d/rc2.d/S14CSUTKEcat

Link to: `/etc/init.d/CSUTKEcat`

/etc/rc.d/rc3.d/S14CSUTKEcat

Link to: `/etc/init.d/CSUTKEcat`

/etc/rc.d/rc5.d/S14CSUTKEcat

Link to: `/etc/init.d/CSUTKEcat`

/opt/IBM/CCA/bin/TKECM.dat

/opt/IBM/CCA/bin/acpoints.dat

/opt/IBM/CCA/bin/catcher.exe

Daemon executable that is controlled by the `/etc/init.d/CSUTKEcat` script. This daemon listens on TCP port 50003 for requests from the Trusted Key Entry workstation (TKE) for secure commands to administer any adapters configured as available to the system. See the TKE documentation for usage and capabilities. You may need to adapt firewall or networking rules on your system to allow incoming connections on port 50003.

The daemon depends on `libsulcca.so` and on the **z90crypt** or **ap** device driver. While the daemon is running, it has an open file handle to the `/dev/z90crypt` device node maintained by the cryptographic module. Therefore, **catcher.exe** as a running process affects whether you can load or unload **z90crypt** or **ap** respectively. Use `/etc/init.d/CSUTKEcat` to start **catcher.exe** or to stop it if you want to unload **z90crypt** or **ap** respectively. Remember that TKE secure administration requires a running `catcher.exe` process.

/opt/IBM/CCA/bin/panel.exe

Utility: run with no arguments for help. See also [Chapter 33, “Utilities,”](#) on page 1345

/opt/IBM/CCA/bin/ivp.e

Utility: run with no arguments for install verification. See also [Chapter 33, “Utilities,”](#) on page 1345

/opt/IBM/CCA/cnm/CNM.jar

jar archive of the Java packaged version of the JNI interface, implementing the Java versions of most CCA calls.

/opt/IBM/CCA/cnm/CNMMK.jar

jar archive of the Java packaged version of the JNI interface, implementing the Java versions of CCA calls for changing the Master Key in the CEX*C

/opt/IBM/CCA/doc/README.txt

contains release-specific information, if applicable and pointers to helpful tools

/opt/IBM/CCA/doc/license.txt

entry point to license documentation identifying release and product specific terms

/opt/IBM/CCA/doc/

contains files that describe classes added by the JNI support for CCA:

- hikmNativeNumber.html
- hikmNativeInteger.html
- hikmNativeLong.html

/opt/IBM/CCA/include/csulincl.h

C header file that is listing the names of the verbs and their parameters.

/usr/lib64/libcsulcca.so (RPM) and /usr/lib/libcsulcca.so (DEB)

This file is a link to the most recent library file, with name **libcsulcca.so.V.R.M** where: V = version, R = release, and M = maintenance level.

/usr/lib64/libcsulccamk.so (RPM) and /usr/lib/libcsulccamk.so (DEB)

This file is a link to the most recent library file, with name **libcsulccamk.so.V.R.M** where: V = version, R = release, and M = maintenance level.

/opt/IBM/CCA/keys/README.keys

Samples in the RPM or DEB

These samples are included in the RPM or DEB.

/opt/IBM/CCA/samples/mac.c

C code sample

/opt/IBM/CCA/samples/makefile.lnx

Used to build mac.c

/opt/IBM/CCA/samples/mac.java

Java code sample

/opt/IBM/CCA/samples/RNGpk.java

Java code sample

Groups in the RPM or DEB

These groups are created for the purpose of loading master keys.

They are added during RPM or DEB installation as updates to `/etc/groups`. See [Table 379 on page 1341](#).

- cca_admin
- cca_clrmk
- cca_lfmkp
- cca_cmkp
- cca_setmk

Install and configure the RPM or DEB

Use the following steps to install and configure the CCA RPM or DEB.

Procedure

1. Copy the RPM or DEB to the host where it will be installed. For example, /root on your host image.
2. Login to the host as root. Change to the directory where the installation package is located by issuing these commands:

```
<login to host>  
cd /root/
```

3. Install either the RPM or DEB by issuing one of the following commands:

```
rpm -i <rpm_name> /* for RPM */  
dpkg -i <deb_name> /* for DEB */
```

Note:

- a. For compatibility reasons a softlink is created from /opt/IBM/CCA to /opt/IBM/CEX3C. This is not valid when installing the DEB package.
- b. If this is an upgrade, you can use this command:

```
rpm -Uvh <rpm_name> /* for RPM */  
dpkg -i <deb_name> /* for DEB, same as for installation */
```

- c. If you are installing the RPM on a SUSE Linux distribution, you might receive the following warning messages because of an unsupported groupadd option.

```
groupadd: You are using an undocumented option (-f)!  
groupadd: You are using an undocumented option (-f)!  
groupadd: You are using an undocumented option (-f)!  
groupadd: You are using an undocumented option (-f)!  
groupadd: You are using an undocumented option (-f)!
```

No action on your part is needed. The installation proceeds with another call if this happens.

4. Reboot the host by issuing the following command: **shutdown -x now**

This is necessary because of the defaults added to /etc/profile.d/csulcca.sh and /etc/profile.d/csulcca.csh for using CCA must be propagated to all user login sessions.

If all users that use the CCA logout and then login again, and if all applications that use CCA are re-started, then a reboot may be avoided. It is always recommended to reboot to ensure for new users or new system administrators that the updated profiles are actually in force after the install procedure is completed.

5. Login to the host as root. Change to the directory where the RPM or DEB binaries are installed by issuing the following command:

```
<login as root to host>  
cd /opt/IBM/CCA/bin/
```

6. Verify that at least one card is present and active:

Note: Starting with kernel 4.10, the cryptographic device driver (zcrypt) is statically built into the kernel. So there is no need to load the **ap** module any longer.

- a) If required, you can use the **lszcrypt** command to check if the zcrypt device driver is available:

```
$ lszcrypt
```

If the command displays the message `Crypto device driver not available`, the zcrypt device driver is not loaded. To load zcrypt, issue the following command:

```
$ modprobe ap
```

or on older kernels, issue:

```
$ modprobe z90crypt
```

With the zcrypt device driver loaded, you can use **lszcrypt** to see the installed and configured crypto adapters for your LPAR or z/VM guest:

CARD.DOMAIN	TYPE	MODE	STATUS	REQUEST_CNT	
00	CEX6A	Accelerator	online	2174	<- Adapter 0
00.0005	CEX6A	Accelerator	online	1347	<- Domain 5 on adapter 0
00.001f	CEX6A	Accelerator	online	827	<- Domain 31 (X'1F')
01	CEX6C	CCA-Coproc	online	15635	<- Adapter 1
01.0005	CEX6C	CCA-Coproc	online	9187	
01.001f	CEX6C	CCA-Coproc	online	6448	
05	CEX6P	EP11-Coproc	online	17	<- Adapter 5
05.0005	CEX6P	EP11-Coproc	online	10	
05.001f	CEX6P	EP11-Coproc	online	7	

The latest version of the zcrypt device driver can deal with more than one domain. The previous screen shot shows two domains (with IDs 5 and 31). By default the device driver uses the domain with the lowest ID. You can change this by setting a new default domain value using the command

```
$ chzcrypt --default-domain=x
```

or with a kernel boot parameter `ap.domain=x` (where `x` must be in hexadecimal notation).

For CCA applications, an adapter in CCA coprocessor mode is needed. So the **lszcrypt** output should show some CEX*C cards, for example, CEX6C.

- b) When you are sure that the device driver is loaded, you can display details of all the available CCA coprocessors and verify their accessibility by running one of the RPM or DEB installed utilities:

```
1) /opt/IBM/CCA/bin/ivp.e
```

This command performs a health check for all active cards.

```
2) /opt/IBM/CCA/bin/panel.exe -status
```

This command shows the serial numbers and master key register states of all active cards running CCA that are visible to this Linux host. The total number of active cards and any errors are also reported. You also see the CCA numbering of the CEXnC adapters and the default card is shown.

Note:

- 1) To be able to use `/opt/IBM/CCA/panel.exe` the user must be either root or a member of the `cca_admin` group, that is, the owner of

```
/usr/lib64/libcsulccamk.so /* for RPM */  
/usr/lib/libcsulccamk.so /* for DEB */
```

- 2) If there is not at least one active card at this point, double check earlier steps and, if necessary, involve IBM service because the rest of the setup is designed around having active cards.
- 3) Unloading the device driver requires killing the `catcher.exe` program, and then restarting it when the driver is reloaded. See the note in “[Installing and loading the cryptographic device driver](#)” on page 1329 for specific instructions.

Note: Unloading the device driver is not possible with the **ap** module being statically in the kernel.

7. **Master key load** - This procedure is for using the Linux on Z native API or the utility (**panel.exe**) to load the master keys for the active cards.

There are several methods available to load the master keys, and it is important to choose the correct method for your production environment. For more information, see [“CCA Master Key administration: choosing the right method or tool”](#) on page 1345.

If you want to use TKE instead of the **panel.exe** utility, refer to a TKE manual, such as the IBM Redbooks® publication *Exploiting S/390 Hardware Cryptography with Trusted Key Entry* for proper use. After completing this step using the TKE procedure, go to Step “8” on page 1341.

- a. Setup the groups for the users who will be loading the master keys to the cards. Each part of the load process is owned by a different Linux group created by the RPM or DEB install procedure, and verified in the host library implementing the API allowing master key processing. To complete a specific step the user must have membership in the proper group. There are a couple ways to change group membership depending on your Linux distribution. A third option is to create the users specifically for these roles.

If a user does not have the proper group membership for a particular master key operation, the error X'0008005a' is returned and an error message is printed to the system log.

Note: To be able to use `/opt/IBM/CCA/panel.exe`, the user must be either root or a member of the `cca_admin` group, that is, the owner of

```
/usr/lib64/libcsulccamk.so /* for RPM */  
/usr/lib/libcsulccamk.so /* for DEB */
```

- 1) Group membership for Red Hat and Ubuntu based Linux distributions:

- a) Use the `groups` command to see a list of the user's current group membership:

```
groups <user name>  
---output is  
  <user name> : <grouplist>  
  <grouplist> is a single-space separated list
```

- b) `<grouplist>` must be passed along with the new group to the `usermod` command as a comma-separated list, followed by the `<user name>`. For example, if you wanted to add **cca_lfmkp** membership to user named `admin`, you would use the following commands:

```
groups admin  
---output:  
  admin : admin bin daemon sys wheel  
usermod -G admin,bin,daemon,sys,wheel,cca_lfmkp admin  
---output:  
  [none if successful]
```

Note: Ensure the user logs out and logs back in, otherwise the group membership in the active session will not be updated.

- 2) Group membership for SUSE-based Linux distributions:

Use the `usermod` command to add membership for a specific group for a specific user. For example, if you wanted to add `cca_lfmkp` membership to user `admin`, you would use the following commands:

```
usermod -A cca_lfmkp admin
```

Note: Ensure the user logs out and logs back in, otherwise the group membership in the active session will not be updated.

- 3) Create users for each role with correct group memberships (Same commands for Red Hat, SUSE, and Ubuntu):

- a) Create user `cca_user`, which will own default key storage by issuing the following commands:

- i.

```
useradd -g cca_admin -d /home/cca_user -m cca_user
```

This command creates the user with primary group **cca_admin** and a new home directory.

- ii.

```
passwd cca_user
```

This command sets the new user's password.

b) Create user `cca_lfmkp` by issuing the following commands:

- i.

```
useradd -g cca_admin -d /home/cca_lfmkp  
-G cca_admin,cca_lfmkp -m cca_lfmkp
```

This command creates the user with primary group **cca_admin**, secondary group **cca_lfmkp**, and a new home directory.

- ii.

```
passwd cca_lfmkp
```

This command sets the new user's password.

c) Create user `cca_cmkp` by issuing the following commands:

- i.

```
useradd -g cca_admin -d /home/cca_cmkp  
-G cca_admin,cca_cmkp -m cca_cmkp
```

This command creates the user with primary group **cca_admin**, secondary group **cca_cmkp**, and a new home directory.

- ii.

```
passwd cca_cmkp
```

This command sets the new user's password.

d) Create user `cca_clrmk` by issuing the following commands:

- i.

```
useradd -g cca_admin -d /home/cca_clrmk  
-G cca_admin,cca_clrmk -m cca_clrmk
```

This command creates the user with primary group **cca_admin**, secondary group **cca_clrmk**, and a new home directory.

- ii.

```
passwd cca_clrmk
```

This command sets the new user's password.

e) Create user `cca_setmk` by issuing the following commands:

- i.

```
useradd -g cca_admin -d /home/cca_setmk  
-G cca_admin,cca_setmk -m cca_setmk
```

This command creates the user with primary group **cca_admin**, secondary group **cca_setmk**, and a new home directory.

- ii.

```
passwd cca_setmk
```

This command sets the new user's password.

b. Add group membership privileges to users based on their required function.

Table 379. CCA groups

Group Name	Description
cca_admin	All users who will run part of the master key load process must be in this group because the library itself is owned by root.cca_admin, with no permissions for 'world' as a protective measure. Reasons for this separate group also include allowing one owner of /usr/lib64/libcsulccamk.so and of /usr/lib/libcsulccamk.so for DEB, and allowing use of panel.exe without allowing any of the master key processing calls.
cca_lfmkp	The user to LOAD the first key part must be in this group.
cca_cmkp	The users to LOAD the middle and last key parts must be in this group.
cca_clrkmk	The new master-key register can be CLEARed using the same Master Key Process call in case a mistake was made entering a key part (use the key verification patterns to check for this). To perform the clear, the user must be a member of this group.
cca_setmk	The user to call SET after the last key part has been successfully loaded must be a member of this Linux group.

- c. Load FIRST, MIDDLE (optional), and LAST key parts for the AES, SYM, ASYM, and APKA master keys and then call SET for each master key. This step can be done using the panel.exe utility provided or by writing your own application to call the Master Key Process (CSNBMKP) verb directly. The application must link with the correct library (installed to /usr/lib64/libcsulccamk.so by RPM and to /usr/lib/libcsulccamk.so by DEB), and must be executed at each step by a user with the appropriate group memberships. The utility supports scripted as well as prompt-driven access.

Repeat this step for each configured adapter. See [“Changing the master key for two or more adapters that have the same master key, with shared CCA key storage”](#) on page 515.

For details about panel.exe, see [“The panel.exe utility”](#) on page 1347.

See [“Master Key Process \(CSNBMKP\)”](#) on page 192 about parity requirements for master key parts.

Note: Loading master key parts modifies state information inside the card. For example you cannot load a 'FIRST' master key part twice in a row without clearing the new master-key register in between attempts. The same goes for setting the 'LAST' register. Any number of 'MIDDLE' parts can be loaded - with each call changing the contents of the new master-key register. Similarly a 'SET' operation changes the state of the 'new' register back to 'empty', while updating the 'current' register.

8. Key storage initialization - To perform this step, see [“Using panel.exe for key storage initialization”](#) on page 1352.
9. Key storage re-encipher when changing the master key - To perform this step, see [“Using panel.exe for key storage re-encipher when changing the master key”](#) on page 1354.
10. If you are going to be using Central Processor Assist for Cryptographic Functions (CPACF), it must be configured. See [“CPACF support”](#) on page 12.

Uninstall the RPM or DEB

Use the following steps to uninstall the CCA RPM or DEB.

Procedure

1. Uninstall any RPMs or DEBs that depend on the CCA RPM or DEB packages. If you try to uninstall the CCA RPM or DEB and dependent RPMs or DEBs are still installed, the uninstall RPM or DEB command will fail and list the names of dependent packages. Therefore, you can skip to Step [“2”](#) on page 1341 and come back to this step if Step [“2”](#) on page 1341 fails for that reason.
2. Uninstall the CCA RPM or DEB.

- a. Login as root. You must be root to uninstall the RPM or DEB.
- b. You must use the full name. You can find the name by issuing one of the following commands:

```
rpm -qa | grep csulcca /* for RPM */  
dpkg -l | grep csulcca /* for DEB */
```

- c. Uninstall the RPM or DEB with the following command:

```
rpm -e <rpm_name> /* for RPM */  
dpkg -P <deb_name> or dpkg --purge <deb_name> /* for DEB */
```

Note:

- a. Groups are no longer deleted during the uninstall of CCA RPM or DEB. If you created any users with one of the groups created by the package install as their primary (note that the package install does NOT create any users, just groups), you can delete those users/groups yourself after uninstall, or remove such users before the uninstall of the RPM or DEB. This will remove any potential security holes.
- b. Card master keys (and other state information) are untouched by the host-side uninstall of the RPM or DEB.
- c. Key storage files are not deleted by the uninstall. All default and non-default key storage files are left as is. If you reinstall or install an upgraded package and load any new cards with the same master keys, you still can use your old key storage (old cards still have the old keys, see step [“7.b”](#) on page 1340 of [“Install and configure the RPM or DEB”](#) on page 1337).

Chapter 32. Coexistence of CEX7C and previous CEX*C features

While CEX7C is only supported on processors starting with IBM z15, and CEX6S and CEX5S coprocessors are supported on processors starting with IBM z14, the CCA 7.1 RPM is also useful on IBM z13 and other legacy systems. The CCA 7.1 RPM specifically adds support for the new CCA 5.6 firmware on z13 and CCA 6.4 firmware on z14. This information unit discusses co-existence considerations for the CCA 7.1 RPM.

- Use CCA 7.1 to update existing 6.* installations or to install it to a fresh client. Running CCA 7.1 in parallel with a prior 6.* RPM is not supported.
- The latest CCA RPM supersedes and replaces earlier RPMs if installed in the default manner. It is not recommended to manually alter the installation in order to run newer versions of CCA RPMs in parallel with older versions. This configuration is not supported.

Concurrent installations

These are background considerations for installation of the CCA 7.1 RPM for a CEX7S alongside with earlier CEX*C RPMs.

1. The `libcsulcca.so` and `libcsulsapi.so` libraries for CCA 7.1 and CCA 6.* have many symbols with the same names. An application cannot deterministically link with both libraries. The first library in the link statement is used for all symbols that can be resolved there, after that the second library will be examined. At this point, either the linker will not allow the link to continue by throwing an error on the duplicate symbols, or will produce a hybrid-linked application. Either case gives the user the wrong answer.

A new or updated library cannot itself resolve this kind of conflict because:

- There is no way to have a default set of symbols or card support in an updated host library. The link operation is a fundamental step in building the customer application and outside the control of the library or library installation process.
 - One way to resolve name collisions is to change all of the function names in the new library. However, this would have greatly impacted the customer's ability to port applications forward, and this option was rejected.
2. The key storage environment variables in the default user profile (`/etc/profile.d/csulcca.sh` and `/etc/profile.d/csulcca.csh`) are changed at installation time to point to the `/opt/IBM/CCA/keys/` path. Softlinks are added to older default installation paths to assist migration, but double-check that all of your key storage is accessible.
 3. See [“Interaction between the default card and use of protected key CPACF” on page 16](#) for a concurrency and CPACF.

CEX7C information

Since the TKE catcher daemon listens on one particular numbered port, it is impossible to allow a legacy catcher daemon to co-exist with a newer catcher daemon. This must be the new TKE catcher to support the newest cryptographic coprocessors.

There are the following impacts:

- The newest TKE catcher must support all in-service CPRB types:
 - T5 (CCA 4.*)
 - T6 (CCA 5.*, CCA 6.*, and CCA 7.*)
- `libcsulcca.so` supports access to both types of CPRBs.

CEX4C - CEX7C information

The TKE catcher daemon listens on a single port for management communication. This port number has not changed for the CEX4C or later release. Therefore, the new daemon supports TKE management communication to the CEX4C - CEX7S-CCA or later adapters. Special steps are taken in the install/uninstall and daemon management for the CEX4C or later release to ensure that the new daemon is running when it is available.

TKE versions for CEX*Cs

- TKE V7.2: CEX4Cs are reported by TKE 7.2 as CEX3Cs. CEX4Cs are only supported by TKE 7.2 or later if the Linux driver reports them as CEX4s.
- A TKE V8.0 or higher workstation is required to see CEX5Cs, CEX4Cs, and CEX3Cs.
- A TKE V9.0 or higher workstation is required to see CEX6Cs and to exploit PCI-HSM 2016 compliance mode.
- A TKE V9.2 workstation is required to manage CEX7C coprocessors.

For more information about the TKE workstation, see [z/OS Cryptographic Services ICSF Trusted Key Entry Workstation User's Guide](#).

Chapter 33. Utilities

You can use a utility to verify an installation. An additional utility is available to administer cryptographic coprocessors in setups without a TKE workstation.

These two utilities are called **ivp.e** and **panel.exe**.

ivp.e

This is an easy-to-use utility used to verify an installation.

It calls the Cryptographic Facility Query verb for all available adapters to report the firmware and configuration details.

This utility is installed by default to the following path in the Linux system:

```
/opt/IBM/CCA/bin/ivp.e
```

You can invoke this utility without any arguments. It presents information for all available CEX*C features on the system.

panel.exe

This utility provides a Linux native mechanism for administering and initializing certain characteristics of active cryptographic coprocessors. It is intended as a basic administration tool for Linux-only IBM Z configurations, where a Trusted Key Entry (TKE) solution is not available. Note that **panel.exe** only covers some basic functions, but not the complete scope of a TKE workstation.

For mixed z/OS and Linux configurations, it is recommended that administration be accomplished using the z/OS TSO panels as described in the *z/OS Cryptographic Services ICSF Administrator's Guide*. The utility is installed by the Linux on Z cryptographic coprocessor (RPM or DEB install package) to this path in the Linux system:

```
/opt/IBM/CCA/bin/panel.exe
```

Important: As of CCA 6.0, the **panel.exe** interface has changed to offer a new default interface. The former interface is still available if the environment variable `CSU_LEGACY_PANEL` is set as follows:

```
export CSU_LEGACY_PANEL=TRUE
```

Go back to the new **panel.exe** interface:

```
unset CSU_LEGACY_PANEL
```

Be aware that CEX6C and newer functionality of **panel.exe** is only available from the default interface.

There is more detailed information in [“The panel.exe utility” on page 1347](#).

CCA Master Key administration: choosing the right method or tool

Read the provided information why it is important to choose the correct tool to administer your cryptographic coprocessors.

There are several factors that influence the procedure of CCA master key administration:

- security requirements
- regulatory requirements
- characteristics of your environment

Available methods are listed in [Table 380 on page 1346](#).

Table 380. Tools and methods for CCA master key administration

Method	Description	Security	Environment
TKE	<ul style="list-style-type: none"> • A TKE can be used to change the master keys for all the CEX*C adapters in a group, across multiple domains and IBM Z. • TKE administration is a fully tested and supported solution for CCA for Linux on Z installations. 	<ul style="list-style-type: none"> • The TKE workstation is typically deployed in a secure location. • A TKE can leverage smart card credentials for a fully standards compliant remote administration solution. 	<ul style="list-style-type: none"> • No extra pieces are needed to support TKE administration, the required daemon is installed by default from the CCA rpm as an automated service. • TKE administration does not conflict with any key storage approach you might use, but application use of key storage should be taken into account as you update keys.
z/OS exchange method	<p>An operator temporarily assigns the domains to a z/OS partition, where ICSF user IDs and configuration panels are used to configure the master keys.</p>	<p>Since the z/OS tool is a host utility the users' key parts are potentially exposed:</p> <ul style="list-style-type: none"> • in host memory on the system where they are entered • on the network channel for communication to the z host • in host memory for the z/OS partition 	<p>There is no conflict with any key storage approach you might use, but application use of key storage should be taken into account as you update keys and re-assign domains.</p>
user application	<p>A user application built to use the <i>libcsulccamk.so</i> library for this purpose, which can be programmed to:</p> <ul style="list-style-type: none"> • Allocate a CEX*C by invoking the CSUACRA verb (see “Cryptographic Resource Allocate (CSUACRA)” on page 177). • Change the master key. • Deallocate each adapter in the group before exiting, by invoking the CSUACRD verb (see “Cryptographic Resource Deallocate (CSUACRD)” on page 181). 	<p>Security features would depend on the implementation, but may have host memory or communication channel exposures.</p>	<p>Environment considerations would depend on the implementation.</p>

Table 380. Tools and methods for CCA master key administration (continued)

Method	Description	Security	Environment
panel.exe (included in RPM or DEB)	A general purpose simple utility that can be used to set the master keys. Keys are set one part at a time to one card at a time, which has some implications. Note: If a domain on a cryptographic coprocessor is set to PCI-HSM 2016 compliance mode, you can perform master key changes only on a TKE. You cannot use panel.exe for this purpose.	Since panel.exe is a host utility that runs natively on the Linux instance, a local terminal and communication session are required. The users' key parts are potentially exposed: <ul style="list-style-type: none"> • in host memory on the system where they are entered • on the network channel for communication to the z host • in host memory for the Linux partition 	While panel.exe is installed by default from the CCA RPM, because of the simple nature of panel.exe , conflicts can occur in a multi-card environment. Especially, key storage conflicts occurred in prior releases when loading a master key to multiple adapters. This has been fixed as of CCA 6.0 (see “Changing the master key for two or more adapters that have the same master key, with shared CCA key storage” on page 515).

The panel.exe utility

The **panel.exe** utility is installed by the Linux on Z cryptographic coprocessor install package or RPM. It is installed to this path in the Linux system:

```
/opt/IBM/CCA/bin/panel.exe
```

The **panel.exe** utility numbers cards from card0 to card63, while verbs such as Cryptographic Resource Allocate number cards from CRP01 to CRP64, and therefore card0 corresponds to CRP01, card1 corresponds to CRP02, and so forth.

panel.exe default syntax as of CCA 6.0

Precise usage information can be obtained by running the **panel.exe** utility with no arguments on the Linux shell command line.

```
>>> You must specify an operation <<<
New panel command-line arguments:
GENERAL
[Services]
-?, --help           Usage
--usage             Usage
-v, --version        Print CCA host library version
-x, --status         List ALL crypto resources and basic status
--statcard2         show STATCARD2 data for specific card
-k, --query-tke     Query whether TKE can use the card
--list-cpacf        List CPACF (local CPU crypto) resources

[Options]
-a=CARD#, --adapter=CARD# Specify target device (default is '0') for single device
services
-o, --disable-stdout Limit output to STDOUT to critical errors
--acps=0xAAAA,0xBBBB,0xC CCC... List of hex access-control points

COMPLIANCE
[Options]
--vsig              Optionally validate signature on reply
                    This will verify the compliance info
                    signature using CCA's epoch key
--nonce="NON"      32-byte hexadecimal nonce entered as 64 characters ASCII
--output-file="outputfile" Specify output file for health information

[Services]
--qcomp [--vsig]    Query compliance info for the current domain
--qoahl [--output-file] [--vsig] (requires --nonce)
```

Query OA health information from adapter

CERTIFICATE

[Options]

--cert=<value> <value>="NAME" Quoted name of certificate to process

[Services]

--epoc-cert-quick Briefly display CCA epoch certificate
 --epoc-cert-validate Verify CCA epoch certificate
 --epoc-cert-dump Hex dump CCA epoch certificate
 --epoc-cert-show Display fully-parsed CCA epoch certificate
 --oa-cert-quick --cert=<value> Briefly display the specified OA/MB certificate
 --oa-cert-dump --cert=<value> Hex dump of the specified OA/MB certificate
 --oa-cert-show --cert=<value> Display fully-parsed OA/MB certificate

ROLE

[Options]

--role="ROLEID" [, "ROLEID", "ROLEID" ...]
 (whether one <1R> or multiple roles <MR> are accepted depends on the operation being performed)
 --all Perform action for all roles, valid where noted below

[Services]

-mrl, --list-roles
 --show-role (requires --role=<1R>)
 --query-acps (requires --role=<1R>, --acps) Query specified ACP bit(s)
 -uts, --show-tracking-state Show ACP tracking state for role (requires either [--role=<MR>] or [--all])
 -utr, --dump-tracking-state Dump ACP tracking state for role (requires either [--role=<MR>] or [--all])
 -uis, --show-interval-track Show ACP interval tracking state for role (requires either [--role=<MR>] or [--all])
 -uir, --dump-interval-track Dump ACP interval tracking state for role (requires either [--role=<MR>] or [--all])

The following also require either [--role=<MR>] or [--all]:

--enable-tracking Enable ACP-tracking for role
 --disable-tracking Disable ACP-tracking for role
 --clear-tracking Clear ACP-tracking for role
 --tracking-size ACP tracking data size for role
 --show-tracking Show ACP tracking data for role
 --dump-tracking Raw dump ACP tracking data for role

SYSLOG/CCALOG

[Services]

-y, --card-log-info Get sizes of all card logs and log level
 --card-log-level=[4|8|12] Set card logging level
 -yc, --show-cca-log Dump card's CCA log to stdout
 --show-syslog=[0|1|2|3|4] Dump card's syslog to stdout
 (0 is most recent boot cycle)

MASTER KEY

[Options]

--mktype=[ASYM|SYM|AES|APKA]
 --mkregister=[NEW|CURRENT|OLD]
 --mkpart=[FIRST|MIDDLE|LAST]

[Services]

--mk-load-interactive Interactively load a master key part
 --mk-set-interactive Interactively set a master key
 --mk-clear-interactive Interactively clear a master key
 --mk-query-interactive Interactively query a master key verification pattern
 --mk-load="KEYPART" Load a master key part (requires --mktype, --mkpart) where "KEYPART" is a hexadecimal key value entered as text
 --mk-set Set a master key (requires --mktype)
 --mk-clear Clear a master key (requires --mktype)
 --mk-query Query master key verification pattern (requires --mktype, --mkregister)

KEY STORAGE

[Options]

--ks-type=[AES|DES|PKA]

[Services]

--ks-init Initialize key storage file (requires --ks-type)
 --ks-reenc Re-encipher key storage (requires --ks-type)
 --ks-list List key storage (requires --ks-type)
 --ks-list-retained List all retained keys for this domain

Note: For security reasons, only a root user with correct group membership (real user ID equal to '0') is allowed to use **panel.exe** to load master key parts or to clear previously loaded master key parts. This is enforced at the shared library level in the implementation of the Master Key Process verb, not in the utility

itself. Additionally, only the user who created a set of key storage files or the root user is able to take actions with respect to those key storage files, based on Linux file system permissions.

panel.exe legacy syntax

The **panel.exe** legacy syntax is available if you set the environment variable CSU_LEGACY_PANEL to TRUE. Precise usage information can be obtained by running the **panel.exe** utility with no arguments on the Linux shell command line.

The legacy **panel.exe** command-line arguments:

```
Panel usage ([-k,-a <num>,-o,-g][-?,-h,-x,-m,-l,-s,-c,-q,-t,-i,-r,-p,-n,-u-v]
>> [CC] Arg >> arg must precede non-[CC] args

    [CC] -k:          Can TKE administer a card?
    [CC] -a <num>:    use non-default card
                    <num> is the card number [0 - 63]

    [CC] -o:          Disable output to stdout:
    [CC] -g <level>: Set the log level:
                    <level> can be NONE, TRANSACTIONS, NONZERO,
                    ALL, DEBUG, and FUNCTIONS

>> non-[CC] Args >>: (all are mutually exclusive)

---BASIC ADMIN---
-? , -h:          Usage
-v:              Print CCA Host Library version
-x:              List crypto resources (and basic status)
-m:              List CPACF (local CPU crypto) resources
-mrl:            List roles from card
-mrp "ID":        Print role for "ID"
-mrq "ID" <0xAAAA>: Query ACP bit
                    --0xAAAA is hexadecimal ACP bit number
                    --quote IDs with spaces: "DEFAULT "
-ue "ID list":    Enable ACP tracking for role "ID list"
-ud "ID list":    Disable ACP tracking for role "ID list"
-uc "ID list":    CLEAR ACP tracking for role "ID list"
-us "ID list":    ACP tracking data size: role "ID list"
-ugs "ID list":   ACP tracking data show: role "ID list"
-ugr "ID list":   ACP tracking data (raw): role "ID list"
-uts "ID list":   ACP tracking state show: role "ID list"
-utr "ID list":   ACP tracking state (raw): role "ID list"
                    if no "ID list": all roles will be processed

-y:              Get SYSLOG or CCALOG info
-y [no options] :: sizes of all card logs and card logging level
-yl [4|8|12]::    sets 4, 8 or 12 as card logging level
                    4,8,12 are CCA return code trigger levels
-yc::            dump card CCA log to stdout
-ys [0|1|2|3|4]:: dump card SYS log to stdout
                    0 = current/default, 4 = oldest
-a <num> -y [options]:: perform on non-default card

---MASTER KEY (MK)---

To LOAD a Master Key (MK) PART:
-l (for interactive)
OR====>
-l -t [A|S|E|P] -p [F|M|L] KEYPART
where: -t [A|S|E|P] is which MK: A=ASYM, S=SYM, E=AES P=APKA
       -p [F|M|L] is the part: F=FIRST, M=MIDDLE, L=LAST
       where: KEYPART is string in hex 2* size of key
              (recall: 2 text chars = 1 binary Byte)

To SET a Master Key:
-s (for interactive)
OR====>
-s -t [A|S|E|P]
where: -t [A|S|E|P] is which MK: A=ASYM, S=SYM, E=AES P=APKA

To CLEAR a Master Key 'New' Register:
-c (for interactive)
OR====>
-c -t [A|S|E|P]
where: -t [A|S|E|P] is which MK: A=ASYM, S=SYM, E=AES P=APKA

To QUERY a Master Key Verification Pattern:
```

```

-q (for interactive)
OR====>
-q -t [A|S|E|P] -r [N|C|O]
where: -t [A|S|E|P] is which MK: A=ASYM, S=SYM, E=AES P=APKA
where: -r [N|C|O] is which register: N=NEW, C=CURRENT, O=OLD

---KEY STORAGE---

To INIT a KEY STORAGE file:
-t <type> -i
To REENCipher KEY STORAGE:
-t <type> -r
To LIST a KEY STORAGE:
-t <type> -p
where:
<type> can be AES, DES, PKA
**environment variables for key storage files**
--the key DISK STORAGE (DS) variables are:
    CSUDESDS, CSUAESDS, CSUPKADS
**the path must exist and specify a filename. The file
will be created on key storage initialization.
--the key LIST DIRECTORY (LD) variables are:
    CSUDES LD, CSUAES LD, CSUPKALD
**the full path must exist.

---RETAINED KEYS---

To LIST RETAINED KEYS (this domain ONLY):
-n

```

panel.exe functions

Read about the different uses for the **panel.exe** utility.

The **panel.exe** utility can be used to:

- show the compliance state of the current domain.

Example:

```
# panel.exe --qcomp
```

- show and verify the outbound authentication (OA) certificate chain that represents the chain of trust for the adapter firmware.

Example:

```
# panel.exe --epoc-cert-validate
```

- determine if a TKE is currently able to administer a specific active coprocessor.

Example:

```
# panel.exe --query-tke
```

- list the labels and key types for all the keys in a designated key storage file.

Example:

```
# panel.exe --ks-list --ks-type=DES
# panel.exe --ks-list --ks-type=AES
# panel.exe --ks-list --ks-type=PKA
```

- list the labels for all of the retained keys (RSA private keys stored in the adapter) in the current domain of the CEX*C.

Example:

```
# panel.exe --ks-list-retained
```

- list the coprocessors currently active in the Linux system and their master key status.

Example:

```
# panel.exe -x or # panel.exe --status
```

- load master key parts to the coprocessor.

Example:

```
# panel.exe --mk-load-interactive
```

- set a master key that was loaded to the coprocessor. Note that **panel.exe** is not designed to change the master keys for all the cards in a group at the same time, because this is a more sophisticated operation.

Example:

```
# panel.exe --mk-set-interactive
```

- clear master key parts which were previously loaded to the coprocessor but not yet set or confirmed (used for when a mistake in entering master key parts has been detected).

Example:

```
# panel.exe --mk-clear-interactive
```

- list serial numbers and master key register states of all active cards running CCA that are visible to this Linux host. The total number of active cards and any errors will also be reported.

Example:

```
# panel.exe -x or # panel.exe --status
```

- query the master key verification pattern for any master-key register in the current domain.

Example:

```
# panel.exe --mk-query --mktype=AES --mkregister=CURRENT
```

- initialize a local host key storage file. For an example, see [“Using panel.exe for key storage initialization” on page 1352](#).
- re-encipher a local host key storage file (use this when the master key has been changed to ensure currency with key storage). For an example, see [“Using panel.exe for key storage re-encipher when changing the master key” on page 1354](#).
- list available CPACF functions, and whether they are supported in the current system image.

Example:

```
# panel.exe --list-cpacf
```

- check ACP settings and tracking of ACP usage. For an example, see [“Using panel.exe to show the active role and ACPs” on page 1354](#).
- get SYSLOG or CCALOG information.

Example:

```
# panel.exe -y or # panel.exe --card-log-info
# panel.exe -yc or # panel.exe --show-cca-log
```

The **panel.exe** utility does not support access control point manipulation or more sophisticated administration. Refer to [“Trusted Key Entry support” on page 72](#) for that functionality.

Note: You cannot perform all of the above functions using the legacy **panel.exe** syntax. Especially the new CEX6C-related functions are only available with the default syntax.

Using panel.exe for key storage initialization

Each application using CCA typically creates key objects that are stored in the host, protected by the master key stored inside the card. Perform the steps described in this topic for key storage initialization.

1. The default locations for the files are setup by the CCA package in environment variables added in the new profile files `/etc/profile.d/csulcca.sh` and `/etc/profile.d/csulcca.csh` during installation. Key storage is unsupported without a master key loaded, so `Master key load` (Step [“7” on page 1339](#)) must be completed before this step. The utility **panel.exe** can be used to initialize both the default key storage and any separate key storage you might want to set up. The full topic is too lengthy for this explanation (see the key storage topics elsewhere in this manual, including the verb [“Key Storage Initialization \(CSNBKSI\)” on page 183](#)). In brief, an application can specify a particular key storage location. That non-default key storage can be initialized now (or later) by using **panel.exe** or with a program using the Key Storage Initialization verb.
2. The key storage environment variables in the default user profile (`/etc/profile.d/csulcca.sh`) are changed at installation time to point to the `/opt/IBM/CCA/keys/` path. There is one set of environment variables for a profile. Users can override this by setting a local profile in their home `.profile` file that sets the environment variables differently.
3. Key storage ownership

The default key storage files are actually partially created (but not fully initialized) during the master key load process. This means the ownership and permissions of those files might have to be changed for them to be fully initialized by the user associated with the application that uses the key storage files.

Because of the mutually exclusive nature of the master key administrator groups, there can be some harmless access errors reported to the system log during master key load. The example users created previously in `Master key load Step 7.3)a` avoids this. You do not need to fix key storage ownership because they were all created with the primary group set to `cca_admin` (the `-g` argument to **useradd**). By doing this, the first master key load creates the key storage files with group set to `cca_admin` and subsequent users all have membership in that group. You still might want to fix the owner of default key storage at the end to be the root user, but the group membership solves the access issue.

Typically, the root user needs to fix the ownership and permissions. We recommend that the owner of key storage should be the root user, and that the group be `cca_admin` (`cca_admin` group is created during the CCA package install process). We recommend that the permissions be set to 660, which is `rw` for owner (root), `rw` for group (`cca_admin`), and `<none>` for everyone else, for security. Then add the application user to the group `cca_admin` with the appropriate procedure detailed in `Master key load Step “7.a” on page 1339`.

To be able to use `/opt/IBM/CCA/panel.exe`, the user must be either root OR a member of the `cca_admin` group (the owner.group of `/usr/lib64/libcsulccamk.so`). The reasons for the separate `cca_admin` group are to allow one owner of `/usr/lib64/libcsulccamk.so`, and to allow use of **panel.exe** without allowing any of the master key processing calls.

4. Key storage initialization with **panel.exe**. This is the default.
 - a. Ensure that the permissions to the default location (`/opt/IBM/CCA/keys/`) allow your user to perform key storage initialization.
 - b. Initialize key storage (DES is where DES key tokens are kept, AES is where AES key tokens are kept, and PKA is for all the RSA public/private internal key tokens).

panel.exe default syntax

```
/opt/IBM/CCA/bin/panel.exe --ks-type=AES --ks-init  
/opt/IBM/CCA/bin/panel.exe --ks-type=DES --ks-init  
/opt/IBM/CCA/bin/panel.exe --ks-type=PKA --ks-init
```

panel.exe legacy syntax

```
/opt/IBM/CCA/bin/panel.exe -t AES -i  
/opt/IBM/CCA/bin/panel.exe -t DES -i  
/opt/IBM/CCA/bin/panel.exe -t PKA -i
```

5. Key storage initialization with **panel.exe** (non-default)

- a. Ensure that you are using the account that uses the key storage. If you are not, you must fix its ownership and permissions later.
- b. Initialize all types of key storage (DES is where DES key tokens will be kept, AES is where AES key tokens will be kept, PKA is for all the RSA public/private internal key tokens). Use a different name for AES, DES, and PKA, because the second initialization would overwrite the first if different names are not used. Export new environment variables in the session where you will initialize the key storage (and where you will use it), then initialize key storage again:

panel.exe default syntax

```
export CSUAESDS=<AES file name>  
export CSUDESDES=<DES file name>  
export CSUPKADS=<PKA file name>  
/opt/IBM/CCA/bin/panel.exe --ks-type=AES --ks-init  
/opt/IBM/CCA/bin/panel.exe --ks-type=DES --ks-init  
/opt/IBM/CCA/bin/panel.exe --ks-type=PKA --ks-init
```

panel.exe legacy syntax

```
export CSUAESDS=<AES file name>  
export CSUDESDES=<DES file name>  
export CSUPKADS=<PKA file name>  
/opt/IBM/CCA/bin/panel.exe -t AES -i  
/opt/IBM/CCA/bin/panel.exe -t DES -i  
/opt/IBM/CCA/bin/panel.exe -t PKA -i
```

For example, if you entered the following commands in default syntax:

```
export CSUAESDS=/tmp/a  
export CSUDESDES=/tmp/d  
export CSUPKADS=/tmp/p  
/opt/IBM/CCA/bin/panel.exe --ks-type=AES --ks-init  
/opt/IBM/CCA/bin/panel.exe --ks-type=DES --ks-init  
/opt/IBM/CCA/bin/panel.exe --ks-type=PKA --ks-init
```

these files would be created:

```
/tmp/a  
/tmp/a.NDX  
/tmp/d  
/tmp/d.NDX  
/tmp/p  
/tmp/p.NDX
```

Using panel.exe for key storage re-encipher when changing the master key

Because all the key tokens are protected by the master key for the domain, a preexisting key storage must be re-enciphered when the master key is changed.

If the example group scheme is used, this is simple because the key storage files are owned by the group `cca_admin` and the user making the re-encipher call is also in group `cca_admin`. If this is not the case then, after changing the master key, the owner of key storage must log in and perform the re-enciphering. This can be done with the help of a program (using several verbs) or with `/opt/IBM/CCA/panel.exe`. Of course, as noted, the user of **panel.exe** must also be a member of `cca_admin` because of ownership of `/usr/lib64/libcsulccamk.so`.

Perform these steps for key storage re-encipher when changing the master key.

1. To re-encipher default key storage with **panel.exe** use:

panel.exe default syntax

```
/opt/IBM/CCA/bin/panel.exe --ks-type=AES --ks-reenc  
/opt/IBM/CCA/bin/panel.exe --ks-type=DES --ks-reenc  
/opt/IBM/CCA/bin/panel.exe --ks-type=PKA --ks-reenc
```

panel.exe legacy syntax

```
/opt/IBM/CCA/bin/panel.exe -t AES -r  
/opt/IBM/CCA/bin/panel.exe -t DES -r  
/opt/IBM/CCA/bin/panel.exe -t PKA -r
```

2. To reencipher non-default key storage with **panel.exe**:

- Export new versions of the environment variables specifying your key storage file locations.
- Run the previously shown commands as you would for the default key storage, but ensure to do so in the session with the new environment variables.

Using panel.exe to show the active role and ACPs

You can use the **panel.exe** utility to list the name of the role for the current domain, to show all the ACP settings for that role, and to query the setting of a particular ACP for that role.

Each domain of the coprocessor has a role assigned which defines the capabilities of every application running in that domain. Installations that make use of a Trusted Key Entry (TKE) workstation can configure the role for each domain to enable or disable capabilities. A capability is called an access control point, or ACP for short.

The role visible to and used by a domain is called the default role for that domain. The 8-byte name of the role depends on the number of the domain and the generation of the cryptographic coprocessor. Examples of names are `DEFAULT02` for domain 2 on a CEX3C or CEX4C adapter (derived from the `DEFAULTXX` style of naming), or `DFLT0035` for domain 35 on a CEX5C or higher adapter (derived from the `DFLTXXXX` style of naming, introduced with the CEX5C support on z13 systems).

Invoke **panel.exe** for particular purposes as follows:

To list the role for the domain:

panel.exe default syntax

```
# panel.exe --list-roles
```

panel.exe legacy syntax

```
# panel.exe -mrl
```


The output is the same in both interface versions:

```
Showing returned list of ROLES:
```

```
[DFLT0019]
-----
API CALL details:
CSUAACM [LSTROLES] card [DV73R354] number of items [1]
-----
```

Data explained:

The only visible role to this domain has the 8 byte ASCII name DFLT0019, where 19 stands for domain 19. For more information on roles, see [z/OS Cryptographic Services ICSF Trusted Key Entry Workstation User's Guide](#).

Note: With **panel.exe**, you can only see the DEFAULTXX/DFLTXXXX roles for each domain. You cannot see further administrative roles. Also, on IBM Z, you cannot create or use multiple roles for use by different applications on one domain. If you require different roles for applications, these applications must use different domains, because all applications in a domain share the same permissions granted by the DEFAULTXX/DFLTXXXX role.

To show the ACPs for that role:

panel.exe default syntax

```
# panel.exe --show-role --role "DFLT0019"
# panel.exe --show-role --role=DFLT0019
```

panel.exe legacy syntax

```
# panel.exe -mip "DEFAULT02"
```

The output is the same in both interface versions:

```
Showing returned ROLE DATA:
```

```
API CALL details:
CSUAACM [GET-ROLE ] card [DV73R354] ROLE [DFLT0019] size [208]
version:      [0001]
comment:      [System default role ]
authstr:      [0000]
time range:   [00:00] - [00:00]
DOW:          [fe]
ACP Segments for role: 5
ACP Segment [0] has [31] Bytes for bits [0x0008 - 0x00ff]
 [ 03 f0 ] << ACP bits [0x0008 - 0x0017]
 [ ff 70 ] << ACP bits [0x0018 - 0x0027]
<...data continues...>
```

Output explanation:

The shown output is a parsed version of the role and access control point data structures described in [Chapter 27, "Access control data structures,"](#) on page 1299, to make it human-accessible. The size of the entire returned data structure is 208 bytes, for the role with ID DFLT0019.

The `authstr`, `time range`, and `DOW` fields are meaningless for a default role like this.

There are five ACP segments to be shown. The start of the data for the first or 0th segment is shown, it has 31 bytes of data that specify ACPs from offset 0x0008 to 0x00ff. Then each of those 31 bytes is shown in hexadecimal at left, with information at right to indicate the ACP bits that correspond to that hexadecimal byte. This information is useful to understand the role structure or to check your own program that might try to pull and process the same information.

Example:

```
[ 03 f0 ] << ACP bits [0x0008 - 0x0017]
```

Enabled							ON	ON	ON	ON	ON					
0x03F0	0	0	0	0	0	0	1	1	1	1	1	1	0	0	0	0
ACPs	0008	0009	000A	000B	000C	000D	000E	000F	0010	0011	0012	0013	0014	0015	0016	0017

Figure 70. ACP setting for a role

Figure 70 on page 1356 shows how to interpret the output from the command `panel.exe --show-role --role=DFLT0019`. For example, you can see that ACP X'000E' is enabled for role DFLT0019.

To query a particular ACP value for that role

(ENABLED means 1, DISABLED means 0)

panel.exe default syntax

```
# panel.exe --query-acps --role=DFLT0019 --acps=0x0204  
# panel.exe --query-acps --role "DFLT0019" --acps 0x0204
```

panel.exe legacy syntax

```
# panel.exe -miq "DEFAULT02" 0x0204
```

The output is the same in both interface versions:

```
Role ID [DFLT0019]: ACP [0x0204] is [ENABLED]
```

Using panel.exe to control ACP tracking

The **panel.exe** utility allows you to query and control the tracking of ACP usage.

Note that usage tracking only indicates if a verb made a query to an ACP, it does not indicate if that query succeeded or failed. The notion of success or failure varies greatly depending on the perspective, and for some ACPs, a value of 1 (setting is ON, that is, enabled) implies a restriction, while for other ACPs, a value of 0 (setting is OFF, that is, disabled) also implies a restriction. Generally, users should compare the tracking information to their role configuration to determine what setting the verbs encountered when the ACPs were accessed during application run-time (if tracking was enabled).

The **panel.exe** utility allows a basic level of control and query functions for ACP tracking. You can also perform ACP tracking through the CSUAACT verb, if the ACP at offset 0x01CC is enabled through a TKE (see [“Access Control Tracking \(CSUAACT\)”](#) on page 106). This 0x01CC ACP is usually disabled by default. A typical user will access ACP tracking information through the Trusted Key Entry workstation (TKE). The **panel.exe** functionality is added as a convenience. If requested, the tracking data is returned in a data structure that matches the role data structure and ACP structure described in [Chapter 27, “Access control data structures,”](#) on page 1299.

Using panel.exe for verifying CCA epoch certificates

Using the **--epoc-cert-validate** parameter, the **panel.exe** utility allows you to verify a CCA epoch certificate.

This command pulls the certificates from the adapter down to the root certificate created at the IBM factory, that validate the firmware levels, and then validates each certificate using the public key from the

certificate below that one in the trust chain. The results are output to the command line. Here is an example of a successful run:

panel.exe --epoc-cert-validate

```
Epoch Cert Subject Name:
[07C8F43AD7854F599EB21EE9DC3651CAAC44DF745886CF3D83A6487F4616E455] 32
Signer Name:
[55EB692CE3368F3DD1CCCA9115B6B50B51EDCF0BCB6B21F69734E44438DF991A] 32
Named Cert Subject Name:
[55EB692CE3368F3DD1CCCA9115B6B50B51EDCF0BCB6B21F69734E44438DF991A] 32
Signer Name:
[94A2D4FEC9A07AD42DF550BC64E43DE8273C1416A13C8DA0973D1B1ACB3F1C26] 32
Named Cert Subject Name:
[94A2D4FEC9A07AD42DF550BC64E43DE8273C1416A13C8DA0973D1B1ACB3F1C26] 32
Signer Name:
[A4CCE18EF3A923CD0D7480A51498DC567AB5B3323E38A3877F44F12248BBF8AD] 32
Named Cert Subject Name:
[A4CCE18EF3A923CD0D7480A51498DC567AB5B3323E38A3877F44F12248BBF8AD] 32
Signer Name:
[57004C966B69D1DE63F3B0F2E85C8115AC7557385C6B23605FA963E0D1EFAA81] 32
Root cert has unused Cert section in do_DPK_work. (Expected).
Named Cert Subject Name:
[57004C966B69D1DE63F3B0F2E85C8115AC7557385C6B23605FA963E0D1EFAA81] 32
Signer Name:
[5F4717480B75B8BCBC224C62DFBD7A3B8987E54193D40A1A664FA221E5387123] 32

Root cert has unused Cert section in getCert_pubTok. (Expected).
./TKE_utils/panel.cpp:8518 pCertMeta->root_ca: [0x02]
./TKE_utils/panel.cpp:8521 pCertMeta->issuing_segment: [0x00]
./TKE_utils/panel.cpp:8522 pCertMeta->subject_segment: [0x00]
Calling verifySig with Prod key.
./TKE_utils/panel.cpp:8571 trustbits: [0x00] issuing_segment: [0x00] subject_segment:
[0x00] root_ca: [2].
---->> SUCCESS!! Chain of 5 certs VERIFIED rc [00000000] <<----
```

Using panel.exe to query the adapter compliance state

Using the **--qcomp --vsig** parameter, the **panel.exe** utility allows you to query the compliance state of a specified cryptographic coprocessor.

This command returns the status of a specified domain and parses all of the data fields to display the information on the console. [Figure 71 on page 1358](#) and [Figure 72 on page 1359](#) show a successful run - with added explanations - for a domain that is not in compliance mode, with the additional **--vsig** option which requests that the output be signed by the card, and that the signature be verified by **panel.exe**.

```

panel.exe --qcomp --vsig
-----
----- for domain [42]...
----- Compliance Data for this card --[0x96 bytes]--
CARD PN [01KU719] <--- CARD PART NUMBER
CARD EC [0N37513] <--- CARD EC level (hardware sub-version)
CARD SN [YH10DV731308] <--- CARD Serial Number
rsvd1/2 [0x00 0x00] <--- EMPTY fields
CCA vs [6.0.8z ] <--- Segment 3 firmware level (CCA version)
UDX vs1 [NONE ] <--- UDX version first field
UDX vs2 [NONE ] <--- UDX version second field
CCA CARD TIME NOW [20180131185938] <--- Current timestamp according to card internal clock
CCA BUILD TIME [20171108150441] <--- Timestamp for build of Segment 3 firmware
CCA COMPLIANCE ] <--- Detailed flags fields, see below

cardact[0x00000000] cmp iss[0x00000000]
CARD ACTIONS on:
<NONE>
slogmax[0x00000200] slgevsz[0x00D2] kdf/rsvd [0x0000]
dom act[0x00000000]
DOM ACTIONS:
<NONE>
dom cmp[0x00000000]
DOM COMPLIANCE FLAGS:
<NONE>
slogcnt [0x00000000]

CARD Seg2 ownerID [0x0002] <--- Owner ID code for Segment 2 firmware
CARD Seg3 ownerID [0x0002] <--- Owner ID code for Segment 3 firmware
CARD AdapterID [0x00000008] <--- Adapter ID code for internal work
CARD MiniBoot-0 Ver [0x00] <--- Miniboot 0 version (unused)
CARD MiniBoot-0 Rel [0x00] <--- Miniboot 0 release (unused)
CARD MiniBoot-1 Ver [0x48] <--- Miniboot 1 version (unused)
CARD MiniBoot-1 Rel [0x00] <--- Miniboot 1 release (unused)

---> Following output is added because of --vsig option --->
Getting Epoch Cert to verify Sig
Epoch Cert Subject Name:
[07C8F43AD7854F599EB21EE9DC3651CAAC44DF745886CF3D83A6487F4616E455] 32
Signer Name:
[55EB692CE3368F3DD1CCCA9115B6B50B51EDCF0BCB6B21F69734E44438DF991A] 32
----- Compliance Data for this card Signature Verified.--

```

Figure 71. Querying an adapter's compliance mode (part 1)

COMPLIANCE Fields detail:

Note: all un-used bits are reserved

```

cardact[0x00000000] <--- (bitfield) Card state or actions in force now
                   0x80000000, "CARDZEROSTRT" -- the card is in the middle of a whole card zeroize
                   0x40000000, "CARDLOCKSET" -- the card has had the internal clock set
cmp iss[0x00000000] <--- (bitfield) Bits representing reasons this domain cannot go into
                   compliance mode, if any
                   0x80000000, -- Card Firmware is a UDX, cannot enter compliance mode
                   0x40000000, -- CCA responding is from a simulator or debug image, cannot enter compliance mode
                   0x20000000, -- Outbound Authentication certificate chain is not valid, cannot enter compliance
                   mode (contact IBM service if this occurs)
slogmax[0x00000200] <--- Maximum count of secure audit log entries
slgevsz[0x00D2] <--- Size of each secure audit log entry
kdf/rsvd [0x0000] <--- Current KDF for compliance level
dom act[0x00000000] <--- (bitfield) Domain compliance / restart actions in force now
                   0x80000000, "DOM_ZEROSTRT" -- the domain is in the middle of a domain-scope zeroize
                   0x40000000, "DOM_IMPRSTRT" - the domain internal state is transitioning to imprint mode
                   0x20000000, "DOM_IMPR_ACT" - the domain is now in imprint mode, a configuration state before
                   compliance mode
                   0x10000000, "DOM_COMP_ACT" - the domain is now in compliance mode
                   0x08000000, "DOM_COMPRMST" - the domain internal state is transitioning out of compliance mode
                   0x04000000, "DOM_COMP_MIG" - the domain is now in migration mode, a sub-state of
                   compliance mode
                   0x00008000, "DOM_SLOGENAB" - the domain secure audit log is enabled (required for imprint and
                   compliance modes)
                   0x00004000, "DOM_SLOGNOWR" - the domain secure audit log is enabled for "no-wrap" mode:
                   secure read/clear is required
dom cmp[0x00000000] <--- (bitfield) Domain compliance configuration (if in compliance mode)
                   0x80000000, "CMP_PCIH2016"
slogcnt [0x00000000] <--- Current count of secure audit log entries

```

Figure 72. Querying an adapter's compliance mode (part 2)

Chapter 34. Security API command and sub-command codes

View an alphabetical list of security API command and sub-command codes returned by the output **rule-array** for option STATDIAG of the Cryptographic Facility Query verb.

Elements 9, 11, 13, 15, and 17 contain these API command and sub-command codes to indicate the last five commands run. See [Table 24 on page 121](#).

Note: The security API command is *T2* padded on the right with 2 space characters, and the subcommand code is a 2-byte uppercase alphabetic value padded on the right with 2 space characters.

Table 381. Alphabetical list of security API command and subcommand codes returned by STATDIAG

Security API command code	Subcommand code	Description
T2	AD	Symmetric Algorithm Decipher (CSNBSAD)
T2	AE	Symmetric Algorithm Encipher (CSNBSAE)
T2	AI	Access Control Initialization (CSUAACI)
T2	AK	Diversified Key Generate2 (CSNBDKG2)
T2	AM	Access Control Maintenance (CSUAACM)
T2	AP	Authentication Parameter Generate (CSNBAPG)
T2	CA	Cryptographic Resource Allocate (CSUACRA)
T2	CD	Cryptographic Resource Deallocate (CSUACRD)
T2	CH	Chim verb
T2	CI	Data Key Import (CSNBCKI)
T2	CM	Multiple Clear Key Import (CSNBCKM)
T2	CT	Key Token Change (CSNBKTC)
T2	CU	DK PRW Card Number Update2 (CSNBDCU2)
T2	CV	MAC Generate2 (CSNBMGN2)
T2	CX	Control Vector Translate (CSNBCVT)
T2	CY	Key Token Change2 (CSNBKTC2)
T2	DA	DK Deterministic PIN Generate (CSNBDDPG)
T2	DB	DK PAN Translate (CSNBDPT)
T2	DC	Decipher (CSNBDEC)
T2	DE	Data Key Export (CSNBDKX)
T2	DG	Diversify Directed Key (CSNBDDK)
T2	DH	Elliptic Curve Diffie-Hellman (CSNDEDHJ)
T2	DI	Data Key Import (CSNBDKM)
T2	DK	Retained Key Delete (CSNDRKD)

Table 381. Alphabetical list of security API command and subcommand codes returned by STATDIAG (continued)

Security API command code	Subcommand code	Description
T2	DM	DK PRW CMAC Generate (CSNBPCG)
T2	DN	DK PIN Change (CSNBDPC)
T2	DQ	DK Migrate PIN (CSNBDMP)
T2	DR	DK Random PIN Generate (CSNBDRPG)
T2	DS	Symmetric Key Export with Data (CSNDSXD)
T2	DT	DK PAN Modify in Transaction (CSNBDPMT)
T2	DU	DK PRW Card Number Update (CSNBDPNU)
T2	DV	DK PIN Verify (CSNBDPV)
T2	DW	DK Regenerate PRW (CSNBDRP)
T2	EC	Encipher (CSNBENC)
T2	EP	Encrypted PIN Generate (CSNBEPG)
T2	EX	Prohibit Export Extended (CSNBPEXX)
T2	EY	Restrict Key Attribute (CSNBRKA)
T2	FQ	Cryptographic Facility Query (CSUACFQ)
T2	GC	MAC Verify2 (CSNBMVR2)
T2	GD	Diversified Key Generate (CSNBDKG)
T2	GH	HMAC Generate (CSNBHMG) - SHA-1, SHA-224, SHA-256
T2	GK	Key Generate2 (CSNBKGN2)
T2	GL	HMAC Generate (CSNBHMG) - SHA-384, SHA-512
T2	GM	MDC Generate (CSNBMDG)
T2	GS	Symmetric Key Generate (CSNDSYG)
T2	IP	Key Part Import2 (CSNBKPI2)
T2	KC	PKA Public Key Register (CSNDPKR)
T2	KE	Key Export (CSNBKEX)
T2	KG	Key Generate (CSNBKGN)
T2	KI	Key Import (CSNBKIM)
T2	KN	Key Translate2 (CSNBKTR2)
T2	KP	Key Part Import (CSNBKPI)
T2	KR	Key Translate (CSNBKTR)
T2	KT	Key Test (CSNBKYT)
T2	KX	Key Test Extended (CSNBKYTX)
T2	KY	Key Test2 (CSNBKYT2)

Table 381. Alphabetical list of security API command and subcommand codes returned by STATDIAG (continued)

Security API command code	Subcommand code	Description
T2	LK	Retained Key List (CSNDRKL)
T2	LQ	Log Query (CSUALGQ)
T2	MG	MAC Generate (CSNBMGN)
T2	MP	Master Key Process (CSNBMKP)
T2	MV	MAC Verify (CSNBMVR)
T2	OH	One-Way Hash (CSNBOWH)
T2	PA	Clear PIN Generate Alternate (CSNBCPA)
T2	PC	Clear PIN Generate (CSNBPGN)
T2	PD	PKA Decrypt (CSNDPKD)
T2	PE	Clear PIN Encrypt (CSNBCPE)
T2	PG	PKA Key Generate (CSNDPKG)
T2	PI	PKA Key Import (CSNDPKI)
T2	PK	PKA Encrypt (CSNDPKE)
T2	PO	Recover PIN from Offset (CSNBPFO)
T2	PR	Encrypted PIN Translate2 (CSNBPTR2)
T2	PT	Encrypted PIN Translate (CSNBPTR)
T2	PU	PIN Change/Unblock (CSNBPCU)
T2	PV	Encrypted PIN Verify (CSNBPVR)
T2	PX	Data Key Export (CSNBPEX)
T2	RB	TR-34 Bind-Begin (CSNDT34B)
T2	RC	TR-34 Bind-Complete (CSNDT34C)
T2	RD	TR-34 Key Distribution (CSNDT34D)
T2	RE	Key Export to TR31 (CSNBT31X)
T2	RG	Random Number Generate (CSNBRNGL)
T2	RI	TR31 Key Import (CSNBT31I)
T2	RK	Remote Key Export (CSNDRKXJ)
T2	RL	Random Number Generate Long (CSNBRNGL)
T2	RP	DK Random PIN Generate2 (CSNBDRG2)
T2	RR	TR-34 Key Receive (CSNDT34R)
T2	RT	Random Number Tests (CSUARNT)
T2	SC	SET Block Compose (CSNDSBC)
T2	SD	SET Block Decompose (CSNDSBD)

Table 381. Alphabetical list of security API command and subcommand codes returned by STATDIAG (continued)

Security API command code	Subcommand code	Description
T2	SG	Digital Signature Generate (CSNDDSG)
T2	SI	Symmetric Key Import (CSNDSYI)
T2	SJ	Symmetric Key Import2 (CSNDSYI2)
T2	SP	Secure Messaging for PINs (CSNBSPN)
T2	SV	Digital Signature Verify (CSNDDSV)
T2	SX	Symmetric Key Export (CSNDSYX)
T2	SY	Secure Messaging for Keys (CSNBSKY)
T2	TB	Trusted Block Create (CSNDTBC)
T2	TC	PKA Key Token Change (CSNDKTC)
T2	TK	PKA Key Translate (CSNDPKT)
T2	TT	Cipher Text Translate2 (CSNBCTT2)
T2	TV	Transaction Validation (CSNBTRV)
T2	UD	Unique Key Derive (CSNBUKD)
T2	VC	CVV Key Combine (CSNBCKC)
T2	VE	Cryptographic Variable Encipher (CSNBCVE)
T2	VG	CVV Generate (CSNBCSG)
T2	VH	HMAC Verify (CSNBHMV) - SHA-1, SHA-224, SHA-256
T2	VL	HMAC Verify (CSNBHMV) - SHA-384, SHA-512
T2	VV	CVV Verify (CSNBCSV)

Chapter 35. openCryptoki support

openCryptoki is an open source implementation of the *Cryptoki* API as defined by the industry-wide PKCS #11 Cryptographic Token Interface Standard. openCryptoki supports several cryptographic algorithms according to the PKCS #11 standards. The openCryptoki library loads plug-ins that provide hardware or software-specific support for cryptographic functions.

In PKCS #11 terminology, and hence in openCryptoki terminology, these plug-ins are called *tokens*. Do not confuse *token* in the context of PKCS #11 with *token* in the CCA context.

openCryptoki and PKCS #11

In the context of openCryptoki and PKCS #11, a token is a representation of a hardware or software component that implements cryptographic functions. For example, a PKCS #11 token can represent a cryptographic adapter, a smart card, or a cryptographic library.

The term *CCA token* is used to denote the openCryptoki plug-in for CCA. The CCA token represents a library that extends the openCryptoki token library and links to the CCA library (libcsulcca).

CCA

In the context of CCA, a *token* is a representation of a key and the attributes belonging to the key.

For more information about the openCryptoki services or about the interfaces between the openCryptoki main module and its tokens, obtain an openCryptoki package from [openCryptoki github](#) and see the documents in the doc subdirectory within this website.

The openCryptoki token directories

Each token has a separate token directory, which is used by openCryptoki to store token-specific information, like key objects, the user PIN, or the SO PIN. For most Linux distributions, the CCA token directory is `/var/lib/opencryptoki/ccatok`.

Note: The data in the token directory applies to all applications that use the token.

Prerequisites

- The libcsulcca library must be installed, see [Chapter 31, “CCA installation instructions,”](#) on page 1333.
- The cryptographic device driver must be loaded, see [“Installing and loading the cryptographic device driver”](#) on page 1329.
- A Crypto Express coprocessor (see CEX*C in [“Terminology”](#) on page xxxv) must be accessible to Linux. For Linux on z/VM, this coprocessor must be dedicated to the guest.
- The master keys must be loaded and set in the coprocessor, see [Chapter 33, “Utilities,”](#) on page 1345.

Note: To properly configure the system, and to be authorized for the tasks described in this section, the *pkcs11* group must be defined in `/etc/group` of the system. Every user of openCryptoki (including the users configuring openCryptoki and its tokens) must be a member of this *pkcs11* group. Use standard Linux management operations to create the *pkcs11* group if needed, and to add users to this group as required.

You may also refer to the man page of openCryptoki *man openCryptoki* which has a *SECURITY NOTE* section that is important from the security perspective.

Configuring openCryptoki for CCA support

After installing openCryptoki, you must configure tokens, start a daemon, and then initialize the tokens.

openCryptoki can handle several tokens with support for different hardware devices or software solutions. The CCA token interacts with the host part of the CCA library.

Perform the following tasks to configure the Linux on Z CCA enablement:

- [“Confirming the openCryptoki configuration file” on page 1366](#)
- [“Starting the openCryptoki slot daemon” on page 1367](#)
- [“Initializing the token” on page 1368](#)

Confirming the openCryptoki configuration file

For openCryptoki versions higher than 3.0, the global openCryptoki configuration file must define a slot entry for the CCA token. As a minimum requirement, a slot entry must specify the library that implements the token. Most Linux distributions provide a default configuration file with a valid slot entry for the CCA token.

Table 382 on page 1366 lists the libraries that might be in place after you successfully installed openCryptoki. The actual list for your installation depends on your distribution and on the installed RPM packages.

Library	Explanation
/usr/lib64/opencryptoki/libopencryptoki.so	openCryptoki base library
/usr/lib64/opencryptoki/stdll/libpkcs11_ica.so	openCryptoki libica token library
/usr/lib64/opencryptoki/stdll/libpkcs11_sw.so	openCryptoki software token library
/usr/lib64/opencryptoki/stdll/libpkcs11_tpm.so	openCryptoki TPM token library (not supported by Linux on Z)
/usr/lib64/opencryptoki/stdll/libpkcs11_cca.so	openCryptoki CCA token library
/usr/lib64/opencryptoki/stdll/libpkcs11_ep11.so	openCryptoki EP11 token library
/usr/lib64/opencryptoki/stdll/libpkcs11_icsf.so	openCryptoki ICSF token library

Note: The CCA token library is available only in 64-bit mode.

The `/etc/opencryptoki/opencryptoki.conf` file must exist and it must contain an entry for the CCA token to make the token available. By default, this entry is available after installing the CCA token. See the `slot 2` entry in the following sample configuration:

```

----- content of opencryptoki.conf -----
version opencryptoki-3.4
# The following defaults are defined:
#   hwversion = 0.0
#   firmwareversion = 0.0
#   description = Linux
#   manufacturer = IBM
#
# The slot definitions below may be overridden and/or customized.
# For example:
#   slot 0
#   {
#       stdll = libpkcs11_cca.so
#       description = "OCC CCA Token"
#       manufacturer = "MyCompany Inc."
#       hwversion = 2.32
#       firmwareversion = 1.0
#   }
# See man(5) opencryptoki.conf for further information.
#
slot 0
{
stdll = libpkcs11_ica.so
}

slot 1
{
stdll = libpkcs11_cca.so
}

slot 2
{
stdll = libpkcs11_sw.so
}

slot 3
{
stdll = libpkcs11_ep11.so
confname = ep11tok.conf
}
----- end -----

```

Note: The default path for slot token dynamic link libraries (STDLLs) is `/usr/lib64/opencryptoki/stdll/`.

Normally, a token is available only if the token library is installed and the software and hardware support that is required by the token is also installed. For example, the CCA token is available only if all parts of the CCA library software are installed and a CCA coprocessor is detected. After having started the slot daemon as described in [“Starting the openCryptoki slot daemon” on page 1367](#), you can use the following command to display the list of available tokens:

```
$ pkcsconf -t
```

Starting the openCryptoki slot daemon

The openCryptoki slot daemon reads the configuration information and sets up the tokens.

Before you begin

The openCryptoki configuration file must list all available tokens that are ready to register to the openCryptoki slot daemon, see [“Confirming the openCryptoki configuration file” on page 1366](#).

Procedure

Start the slot daemon by using one of the following commands:

```
$ systemctl start pkcsslotd.service
$ systemctl start pkcsslotd
```

Note: For SLES11 and RHEL6, use the following commands to start and stop the slot daemon:

```
$ service pkcsslotd start
$ service pkcsslotd stop
```

See the Linux man page for the complete syntax of the **service** command.

Use the following command to make the daemon start automatically after a reboot:

```
$ chkconfig pkcsslotd on
```

Initializing the token

After the openCryptoki library and the global configuration file are set up and the **pkcsslotd** daemon is started, the CCA token must be initialized.

PKCS #11 defines two users for each token: a security officer (SO) whose responsibility is the administration of the token, and a standard user (User) who wants to use the token to perform cryptographic operations. openCryptoki requires that for both the SO and the User a login PIN is defined as part of the token initialization.

The following command provides some useful slot information:

```
# pkcsconf -s
Slot #1 Info
  Description: OCK ICA Token
  Manufacturer: IBM
  Flags: 0x1 (TOKEN_PRESENT)
  Hardware Version: 0.0
  Firmware Version: 0.0
Slot #2 Info
  Description: OCK CCA Token
  Manufacturer: IBM
  Flags: 0x1 (TOKEN_PRESENT)
  Hardware Version: 0.0
  Firmware Version: 0.0
Slot #3 Info
  Description: Software Token
  Manufacturer: IBM
  Flags: 0x1 (TOKEN_PRESENT)
  Hardware Version: 0.0
  Firmware Version: 0.0
```

Find your preferred token in the details list and select the correct slot number. This number is used in the next initialization steps to identify your token:

```
$ pkcsconf -I -c <slot> // Initialize the Token and setup a Token Label
$ pkcsconf -P -c <slot> // change the SO PIN (recommended)
$ pkcsconf -u -c <slot> // Initialize the User PIN (SO PIN required)
$ pkcsconf -p -c <slot> // change the User PIN (optional)
```

pkcsconf -I

During token initialization, you are asked for a token label. Provide a meaningful name that helps you later to identify the token.

pkcsconf -P

openCryptoki security practices require that you change the default SO PIN (87654321) to a different value. Use the **pkcsconf -P** option to change the SO PIN.

pkcsconf -u

When you enter the user PIN initialization, you are asked for the newly set SO PIN. The length of the user PIN must be 4 - 8 characters.

pkcsconf -p

openCryptoki security practices require that you change the user PIN at least once with `pkcsconf -p` option. The length of the user PIN must be 4 - 8 characters. After you completed the PIN setup, the token is prepared and ready for use.

Note: Specify a user PIN that is different from 12345678 because this pattern is checked internally and marked as default PIN. A login attempt with this user PIN is recognized as *not initialized*.

How to recognize the CCA token

Use the `pkcsconf -t` command to display a list of all available tokens. You can check the slot and token information, and the PIN status at any time.

The following example shows information about the CCA token in the Token #2 Info section. This section provides information about the token that is plugged into slot number 2.

```
$ pkcsconf -t
...
Token #2 Info:
  Label: CCA Token
  Manufacturer: IBM Corp.
  Model: IBM CCA Token
  Serial Number: 123
  Flags: 0x44D (RNG|LOGIN_REQUIRED|USER_PIN_INITIALIZED|CLOCK_ON_TOKEN|TOKEN_INITIALIZED)
  Sessions: 0/-2
  R/W Sessions: -1/-2
  PIN Length: 4-8
  Public Memory: 0xFFFFFFFF/0xFFFFFFFF
  Private Memory: 0xFFFFFFFF/0xFFFFFFFF
  Hardware Version: 1.0
  Firmware Version: 1.0
  Time: 16:10:40
...
```

The output includes the following information:

Label

The token label that was assigned when the token was initialized. You can change token labels with the `pkcsconf -I` command.

Model

A unique designation for the token, "IBM CCA Token" for the CCA token.

Flags

A mask with information about the token initialization status, the PIN status, and features such as random number generator (RNG). For example, the mask for `TOKEN_INITIALIZED` is `0x00000400` and it is true if the token was initialized. "Login required" means that there is at least one mechanism that requires a session login to use that cryptographic function.

For more information about the flags, see the description of the `TOKEN_INFO` structure and the token information flags in the [PKCS #11 Cryptographic Token Interface Standard](#).

PIN length

The PIN length range that was specified for the token.

Using the CCA token

You can use some CCA library functions through the openCryptoki standard interface (PKCS #11 standard C API).

The [PKCS #11 Cryptographic Token Interface Standard](#) describes the exact API.

Applications that are designed to work with openCryptoki can use the Linux on Z CCA enablement.

Supported mechanisms for the CCA token

Use the **pkcsconf** command to list the mechanisms (algorithms), that are supported by the CCA token.

Issue the **pkcsconf** command with the **-m** parameter to display mechanisms. Use the **-c** parameter to specify the slot number for the token of interest. The following example assumes that this slot number is 2:

```
# pkcsconf -m -c2
...
Mechanism #11
  Mechanism: 0x1080 (CKM_AES_KEY_GEN)
  Key Size: 16-32
  Flags: 0x8001 (CKF_HW|CKF_GENERATE)
Mechanism #12
  Mechanism: 0x1081 (CKM_AES_ECB)
  Key Size: 16-32
  Flags: 0x60301 (CKF_HW|CKF_ENCRYPT|CKF_DECRYPT|CKF_WRAP|CKF_UNWRAP)
Mechanism #13
  Mechanism: 0x1082 (CKM_AES_CBC)
  Key Size: 16-32
  Flags: 0x60301 (CKF_HW|CKF_ENCRYPT|CKF_DECRYPT|CKF_WRAP|CKF_UNWRAP)
...
```

The command output lists all mechanisms that are supported by the token in the specified slot. The mechanism ID and name correspond to the PKCS #11 specification.

Each entry includes the minimum and maximum supported key size and other properties, like hardware support and mechanism information flags. These flags provide information about the PKCS #11 functions that can use the mechanism. For some mechanisms, the flags show further attributes that describe the supported variants of the mechanism.

The supported Crypto Express coprocessors together with openCryptoki version 3.9 and CCA token support these PKCS #11 mechanisms:

Mechanism	Key sizes	Properties	Support with OC version
CKM_AES_CBC	16-32	ENCRYPT, DECRYPT, WRAP, UNWRAP	2.4
CKM_AES_CBC_PAD	16-32	ENCRYPT, DECRYPT, WRAP, UNWRAP	2.4
CKM_AES_ECB	16-32	ENCRYPT, DECRYPT, WRAP, UNWRAP	2.4
CKM_AES_KEY_GEN	16-32	GENERATE	2.4
CKM_DES3_CBC	24-24	ENCRYPT, DECRYPT, WRAP, UNWRAP	2.4
CKM_DES3_CBC_PAD	24-24	ENCRYPT, DECRYPT, WRAP, UNWRAP	2.4
CKM_DES3_KEY_GEN	24-24	GENERATE	2.4
CKM_DES_CBC	8-8	ENCRYPT, DECRYPT, WRAP, UNWRAP	2.4
CKM_DES_CBC_PAD	8-8	ENCRYPT, DECRYPT, WRAP, UNWRAP	2.4
CKM_DES_KEY_GEN	8-8	GENERATE	2.4

Table 383. PKCS #11 mechanisms supported by the CCA token (continued)

Mechanism	Key sizes	Properties	Support with OC version
CKM_ECDSA	160-521	SIGN, VERIFY, EC_F_P, EC_NAMEDCURVE	2.4.1
CKM_ECDSA_KEY_PAIR_GEN	160-521	GENERATE_KEY_PAIR, EC_F_P, EC_NAMEDCURVE	2.4.1
CKM_ECDSA_SHA1	160-521	SIGN, VERIFY, EC_F_P, EC_NAMEDCURVE	3.0
CKM_ECDSA_SHA224	160-521	SIGN, VERIFY, EC_F_P, EC_NAMEDCURVE	3.9
CKM_ECDSA_SHA256	160-521	SIGN, VERIFY, EC_F_P, EC_NAMEDCURVE	3.7
CKM_ECDSA_SHA384	160-521	SIGN, VERIFY, EC_F_P, EC_NAMEDCURVE	3.7
CKM_ECDSA_SHA512	160-521	SIGN, VERIFY, EC_F_P, EC_NAMEDCURVE	3.7
CKM_GENERIC_SECRET_KEY_GEN	80-2048	GENERATE	3.4
CKM_MD5	0-0	DIGEST	2.4
CKM_MD5_HMAC	0-0	SIGN, VERIFY	2.4
CKM_MD5_HMAC_GENERAL	0-0	SIGN, VERIFY	2.4
CKM_MD5_RSA_PKCS	512-4096	SIGN, VERIFY	2.4
CKM_RSA_PKCS	512-4096	ENCRYPT, DECRYPT, SIGN, VERIFY	2.4
CKM_RSA_PKCS_KEY_PAIR_GEN	512-4096	GENERATE_KEY_PAIR	2.4
CKM_SHA1_RSA_PKCS	512-4096	SIGN, VERIFY	2.4
CKM_SHA224	0-0	DIGEST	3.9
CKM_SHA224_HMAC	80-2048	SIGN, VERIFY	3.9
CKM_SHA224_HMAC_GENERAL	80-2048	SIGN, VERIFY	3.9
CKM_SHA256	0-0	DIGEST	2.4
CKM_SHA256_HMAC	80-2048	SIGN, VERIFY	2.4
CKM_SHA256_HMAC_GENERAL	80-2048	SIGN, VERIFY	2.4
CKM_SHA256_RSA_PKCS	512-4096	SIGN, VERIFY	2.4.2

Table 383. PKCS #11 mechanisms supported by the CCA token (continued)

Mechanism	Key sizes	Properties	Support with OC version
CKM_SHA384	0-0	DIGEST	3.2
CKM_SHA384_HMAC	80-2048	SIGN, VERIFY	3.2
CKM_SHA384_HMAC_GENERAL	80-2048	SIGN, VERIFY	3.2
CKM_SHA512	0-0	DIGEST	3.2
CKM_SHA512_HMAC	80-2048	SIGN, VERIFY	3.2
CKM_SHA512_HMAC_GENERAL	80-2048	SIGN, VERIFY	3.2
CKM_SHA_1	0-0	DIGEST	2.4
CKM_SHA_1_HMAC	80-2048	SIGN, VERIFY	2.4
CKM_SHA_1_HMAC_GENERAL	80-2048	SIGN, VERIFY	2.4

For explanations of the key object properties, see the [PKCS #11 Cryptographic Token Interface Standard](#).

Restrictions with using the CCA library functions

The CCA library is subject to some limitations.

- Key imports through the C_CreateObject PKCS #11 function are supported for RSA private keys and for RSA public keys in CRT format only. Starting with openCryptoki version 3.4, the CCA token supports C_CreateObject function for AES, DES, DES3, and generic secret keys in addition to RSA keys.
- The default CKA_SENSITIVE setting for generating a key is CK_FALSE although the openCryptoki CCA token handles only secure keys, which correspond to sensitive keys in PKCS #11.

Setting the value of CKA_SENSITIVE to CK_FALSE does not inhibit inspecting the value of CKA_VALUE. This setting does not compromise security because inspecting the value of CKA_VALUE does not reveal any sensitive information. The CCA secure key token (*token* as used in the CCA context) is stored in the CKA_IBM_OPAQUE attribute rather than in the CKA_VALUE attribute. Moreover, the key value is never stored in cleartext.

- The function C_DigestKey is not supported by the openCryptoki CCA token.

Migrating openCryptoki version 2 tokens to version 3

PKCS #11 token objects are persistent in the token. openCryptoki stores token objects in the token directory, `/var/lib/opencryptoki/ccatok/TOK_OBJ`, for the CCA token. Private openCryptoki token objects that have been saved in openCryptoki version 2 format must be migrated before they can be used with openCryptoki version 3.

Before you begin

Public openCryptoki token objects are not encrypted and no migration is required.

Note: Throughout this section, *token object* is used to mean a PKCS #11 object, like a key, and the term CCA token is used to denote the openCryptoki plug-in for CCA.

About this task

In openCryptoki version 2, private token objects are encrypted and decrypted with a secure key in the cryptographic adapter. In version 3, this encryption and decryption is done with a clear key using cryptographic software functions. Therefore, openCryptoki version 3 cannot decrypt a version 2 private token object.

Migration decrypts the private key objects by using the CSNBDEC CCA verb and the openCryptoki key stored in MK_USER. The objects are then re-encrypted using the cryptographic software functions according to openCryptoki version 3. The key bits that are stored in MK_USER are subsequently used as a clear key.

You can find more detailed information about token migration in the documentation of the appropriate openCryptoki RPM.

Procedure

1. Back up the CCA token directory.

For most Linux distributions, this directory is `/var/lib/opencryptoki/ccatok`.

The content of the CCA token directory includes the following items:

MK_USER

The TDES key used for internal on-disk encryption, encrypted under the user's PIN by software routines.

MK_SO

The TDES key used for internal on-disk encryption, encrypted under the SO's PIN by software routines. This is the same key as in MK_USER, but with a different encryption.

NKTOK.DAT

Token information.

TOK_OBJ

The directory in which token objects are stored.

TOK_OBJ/OBJ.IDX

A list of current token objects.

2. Upgrade to openCryptoki version 3 or install version 3.

- Upgrade to openCryptoki version 3.

For most Linux distributions, upgrading from version 2 to version 3 preserves the contents of the CCA token directory.

- Install openCryptoki version 3.

For most Linux distributions, installing version 3 removes the contents of the CCA token directory. Restore your backup of this directory to migrate the version 2 tokens.

3. Ensure that no openCryptoki processes are running.

a) Stop all applications that use openCryptoki.

b) Find out whether the `pkcsslotd` daemon is running by issuing the following command:

```
$ ps aux |grep pkcsslotd
```

If the daemon is running, the command output shows a process for `pkcsslotd`.

c) If applicable, stop the daemon by issuing a command of this form:

```
$ killall pkcsslotd
```

4. Run **pkcscca**.

Example:

```
$ pkcscca -m v2objectsv3 -v
```

The `-v` option prints information about which objects did and did not get migrated.

This command migrates CCA token objects in the default CCA token directory, `/var/lib/openssl/openssl/cctok`.

If your distribution uses a different token directory, use the `-d` option to specify this directory.

Example:

```
$ pkcscca -m v2objectsv3 -v -d /home/ccaadmin/cctok
```

Results

The CCA private token objects are encrypted according to openCryptoki version 3 and ready to be accessed.

What to do next

If openCryptoki version 3 cannot find the newly migrated CCA private token objects, reboot or remove the shared memory file, `/dev/shm/var.lib.openssl.cctok`.



Attention: Ensure that no openCryptoki processes are running when removing the shared memory.

Migrating to a new CCA master key

If you need to migrate a CCA key to a new wrapping CCA master key (MK), use the **pkcscca** tool as described in this topic.

Before you begin

Prerequisite for using the migration key migration function described in this topic is that you have installed openCryptoki version 3.4 or higher.

About this task

There may be situations when CCA master keys must be changed. All CCA secret and private keys are enciphered (wrapped) with a master key (MK). After a CCA master key is changed, the keys wrapped with an old master key need to be re-enciphered with the new master key. Only keys which are marked as `CKA_EXTRACTABLE=TRUE` can be migrated. However, by default all keys are marked as `CKA_EXTRACTABLE`. So only those keys where the user explicitly chooses to mark them as non extractable, for example, by setting `CKA_EXTRACTABLE=FALSE` cannot be migrated.

Use the **pkcscca** tool to migrate wrapped CCA keys.

After a new master key is loaded and set, perform the following steps:

Procedure

1. Stop all processes that are currently using openCryptoki with the CCA token.
 - a) Stop all applications that use openCryptoki.
 - b) Find out whether the `pkcsslotd` daemon is running by issuing the following command:

```
$ ps aux |grep pkcsslotd
```

If the daemon is running, the command output shows a process for `pkcsslotd`.

- c) If applicable, stop the daemon by issuing a command of this form:

```
$ killall pkcsslotd
```

2. Make sure pkcsslotd is running.
Start or restart pkcsslotd if it was stopped in step 1.
3. Back up the token object repository of the CCA token. For example, you can use the following commands:

```
cd /var/lib/opencryptoki/cca/  
tar -cvzf ~/cca/TOK_OBJ_backup.tgz TOK_OBJ
```

4. Migrate the keys of the CCA token object repository with the **pkcscca** migration tool.

```
pkcscca -m keys -s <slotid> -k <aes|apka|asym|sym>
```

The following parameters are mandatory:

- s**
slot number for the CCA token
- k**
master key type to be migrated: aes, apka, asym, or sym

The following parameter is optional:

- m keys**
re-enciphers private keys only with a new CCA master key.

All the specified token objects representing extractable keys that are found for the CCA token are re-encrypted and ready for use. Keys with an attribute CKA_EXTRACTABLE=FALSE are not eligible for migration. The keys that failed to migrate are displayed to the user.

Example:

```
$ pkcscca -m keys -s 2 -k sym
```

migrates all private keys wrapped with symmetric master keys found in the CCA plug-in for openCryptoki in PKCS slot 2.

5. Re-start the previously stopped openCryptoki processes.

Results

All specified keys, for example, all private and secret keys (for asymmetric and symmetric cryptography) are now re-encrypted with the new CCA master key and are ready for use in CCA verbs.

Tracing in openCryptoki

In openCryptoki version 3.3, tracing was introduced. There is no longer a need to compile openCryptoki with debug enabled via `configure --enable-debug` to debug problems.

Trace messages are enabled via the environment variable, `OPENCRYPTOKI_TRACE_LEVEL=<level>`. All trace output is logged into a `trace.<pid>` file in the `/var/log/opencryptoki` directory. A trace file is created per process.

Set the `OPENCRYPTOKI_TRACE_LEVEL` environment variable to one of the available levels:

- 0**
None. No messages are locked.
- 1**
ERROR: log error messages
- 2**
WARNING: log warning messages

3

INFO: log informational messages

4

DEVELOPEMENT: log development debug messages; these messages may help debug while developing pkcs#11 applications.

5

DEBUG: debug messages that are useful to openCryptoki developers. This level must be enabled via the `configure --enable-debug` option in the configure script.

Trace level 4 includes all the messages from trace levels 1, 2 and 3.

Chapter 36. List of abbreviations

A list of abbreviations used in this document.

ADB

Actual Data Block

AES

Advanced Encryption Standard

AESKW

AES Key Wrap (ANS X9.102)

AIX®

Advanced Interactive Executive operating system

ANS

American National Standards

ANSI

American National Standards Institute

API

Application Programming Interface

APAR

Authorized Problem Analysis Report

ASCII

American National Standard Code for Information Interchange

ASN

Abstract Syntax Notation

ATC

Application Transaction Counter

ATM

Automated Teller Machine

BC

Block Contents

BDK

Base Derivation Key

BER

ASN.1 Basic Encoding Rules

CA

Certification Authority

CBC

Cipher block chaining

CCA

Common Cryptographic Architecture

CEX3C

Crypto Express3 Coprocessor

CEX4C

Crypto Express4 Coprocessor

CEX5C

Crypto Express5 Coprocessor

CEX6C

Crypto Express6 Coprocessor

CKDS
Cryptographic Key Data Set.

CKSN
Current-Key Serial Number

CMAC
Block Cipher-based Message Authentication Code Algorithm (analogous to HMAC), NIST SP 800-38B

CMK
Current Master Key

CMS
Cryptographic Message Syntax

CNI
Coprocesor Node Initialization

CNM
Cryptographic Node Management (utility)

CPACF
Central Processor Assist for Cryptographic Functions

CRT
Chinese Remainder Theorem.

CSC
Card Security Code

CV
Control Vector

CVC
Card verification code used by MasterCard.

CVK
Card Verification Key

CVV
Card verification value used by VISA.

DEA
Data encryption algorithm

DES
Data Encryption Standard

DK
Deutsche Kreditwirtschaft (German Banking Industry Committee). Formerly known as ZKA.

DMA
Direct Memory Access

DOW
Day of the Week

DRBG
Deterministic Random Bit Generator

DRBGVS
Deterministic Random Bit Generator Validation System (NIST SP 800-90A)

DSA
Digital Signature Algorithm.

DSS
Digital Signature Standard.

DUKPT
Derived Unique Key Per Transaction

EBCDIC
Extended Binary Coded Decimal Interchange Code

EC
Elliptic Curve

ECB
Electronic codebook.

ECC
Elliptic Curve Cryptography

ECDH
Elliptic Curve Diffie-Hellman

ECDSA
Elliptic Curve Digital Signature Algorithm

ECI
Eurocheque International

EDE
Encipher-Decipher-Encipher

EEPROM
Electrically Erasable, Programmable Read-Only Memory

EID
Environment Identification.

EPP
Encrypting PIN PAD

FCV
function control vector

FIPS
Federal Information Processing Standards

FPE
Format Preserving Encryption

GBP
German Bank Pool.

HMAC
Keyed Hash MAC

HSM
Hardware Security Module

IBM
International Business Machines

ICSF
Integrated Cryptographic Service Facility.

ICV
Initial Chaining Value

IEC
International Electrotechnical Commission

IETF
Internet Engineering Task Force

I/O
Input/Output

IPEK
Initial PIN Encryption Key

IPL
initial program load

ISO
International Organization for Standardization.

ISO/DIS

International Organization for Standardization/Draft International Standard

ISO/FDIS

International Organization for Standardization/Final Draft International Standard

JNI

Java Native Interface

KC

Key Confirmation

KDF

Key Derivation Function

KEK

Key-Encrypting Key

KVP

key verification pattern

LRC

longitudinal redundancy check

LSB

least significant bit

MAC

Message Authentication Code

MD5

Message Digest-5 Hash Algorithm

MDC

Modification Detection Code

MDK

Master-Derivation Key

MFK

Master File Key

MK

Master Key

MKVP

Master-Key Verification Pattern

MSB

Most significant bit

NIST

US National Institute of Science and Technology.

NMK

New Master Key

OAEP

Optimal asymmetric encryption padding.

OCSP

Open Certificate Status Protocol

OEM

Original Equipment Manufacturer

OID

Object Identifier

OMK

Old Master Key

OPK

Object Protection Key

PAN
Personal Account Number

PBF
PIN Block Format

PCI
Peripheral Component Interconnect

PCIe
PCI Express

PCI-X
PCI Extended

PCICA
PCI Cryptographic Accelerator.

PCICC
PCI Cryptographic Coprocessor.

PCIXCC
PCI X Cryptographic Coprocessor.

PIN
Personal Identification Number

PKA
public key algorithm

PKCS
Public Key Cryptographic Standards (RSA Data Security, Inc.)

PKDS
Public key data set (PKA cryptographic key data set)

PKI
public key infrastructure

POST
Power-On Self Test

PRNG
Pseudo Random Number Generator

PROM
Programmable Read-Only Memory

PRW
PIN reference word/value

PVV
PIN Validation Value

RA
Registration Authority

RACF
Resource Access Control Facility

RAM
Random Access Memory

RFC
Request for Comments

RHEL
Red Hat Enterprise Linux

RNG
Random Number Generator

ROM
Read-Only Memory

RPM
RPM Package Manager (originally: Red Hat Package Manager)

RSA
Rivest, Shamir, and Adleman

SEC 2
Standards for Efficient Cryptography 2

SECG
Standards for Efficient Cryptography Group

SET
Secure Electronic Transaction.

SHA
Secure Hash Algorithm

SLES
SUSE Linux Enterprise Server

SNA
Systems Network Architecture

SSL
Secure Sockets Layer.

TDEA
Triple Data Encryption Algorithm (see also TDES).

TDES
Triple DES (Data Encryption Standard) or TDEA.

TKE
Trusted key entry.

TLV
Tag, Length, Value

TMK
Terminal Master Key

TVV
Token-validation value

UAT
UDX Authority Table.

UDF
User-defined function.

UDK
User-derived key.

UDP
User Developed Program.

UDX
User Defined Extension.

UKPT
Unique Key Per Transaction

UTC
Coordinated Universal Time

VIS
Visa Integrated Circuit Card Specification

XOR
Exclusive-OR

Appendix A. Accessibility

Accessibility features help users who have a disability, such as restricted mobility or limited vision, to use information technology products successfully.

Documentation accessibility

The Linux on Z and LinuxONE publications are in Adobe Portable Document Format (PDF) and should be compliant with accessibility standards. If you experience difficulties when you use the PDF file and want to request a Web-based format for this publication send an email to eservdoc@de.ibm.com or write to:

IBM Deutschland Research & Development GmbH
Information Development
Department 3282
Schoenaicher Strasse 220
71032 Boeblingen
Germany

In the request, be sure to include the publication number and title.

When you send information to IBM, you grant IBM a nonexclusive right to use or distribute the information in any way it believes appropriate without incurring any obligation to you.

IBM and accessibility

See the IBM Human Ability and Accessibility Center for more information about the commitment that IBM has to accessibility at

www.ibm.com/able

Notices

This information was developed for products and services offered in the U.S.A. IBM may not offer the products, services, or features discussed in this document in other countries. Consult your local IBM representative for information on the products and services currently available in your area. Any reference to an IBM product, program, or service is not intended to state or imply that only that IBM product, program, or service may be used. Any functionally equivalent product, program, or service that does not infringe any IBM intellectual property right may be used instead. However, it is the user's responsibility to evaluate and verify the operation of any non-IBM product, program, or service.

IBM may have patents or pending patent applications covering subject matter described in this document. The furnishing of this document does not give you any license to these patents. You can send license inquiries, in writing, to:

IBM Director of Licensing
IBM Corporation
North Castle Drive
Armonk, NY 10504-1785
U.S.A.

The following paragraph does not apply to the United Kingdom or any other country where such provisions are inconsistent with local law: INTERNATIONAL BUSINESS MACHINES CORPORATION PROVIDES THIS PUBLICATION "AS IS" WITHOUT WARRANTY OF ANY KIND, EITHER EXPRESS OR IMPLIED, INCLUDING, BUT NOT LIMITED TO, THE IMPLIED WARRANTIES OF NON-INFRINGEMENT, MERCHANTABILITY OR FITNESS FOR A PARTICULAR PURPOSE. Some states do not allow disclaimer of express or implied warranties in certain transactions, therefore, this statement may not apply to you.

This information could include technical inaccuracies or typographical errors. Changes are periodically made to the information herein; these changes will be incorporated in new editions of the publication. IBM may make improvements and/or changes in the product(s) and/or the program(s) described in this publication at any time without notice.

Any references in this information to non-IBM Web sites are provided for convenience only and do not in any manner serve as an endorsement of those Web sites. The materials at those Web sites are not part of the materials for this IBM product and use of those Web sites is at your own risk.

IBM may use or distribute any of the information you supply in any way it believes appropriate without incurring any obligation to you.

The licensed program described in this information and all licensed material available for it are provided by IBM under terms of the IBM Customer Agreement, IBM International Program License Agreement, or any equivalent agreement between us.

All statements regarding IBM's future direction or intent are subject to change or withdrawal without notice, and represent goals and objectives only.

This information is for planning purposes only. The information herein is subject to change before the products described become available.

Programming interface information

This book documents intended Programming Interfaces that allow the customer to write programs to obtain the services of the Common Cryptographic Architecture.

Trademarks

IBM, the IBM logo, and ibm.com are trademarks or registered trademarks of International Business Machines Corp., registered in many jurisdictions worldwide. Other product and service names might be

trademarks of IBM or other companies. A current list of IBM trademarks is available on the Web at "Copyright and trademark information" at www.ibm.com/legal/copytrade.shtml

Adobe is either a registered trademark or trademark of Adobe Systems Incorporated in the United States, and/or other countries.

The registered trademark Linux is used pursuant to a sublicense from the Linux Foundation, the exclusive licensee of Linus Torvalds, owner of the mark on a worldwide basis.

Glossary

This glossary includes some terms and definitions from the *IBM Dictionary of Computing*, New York: McGraw Hill, 1994. This glossary also includes some terms and definitions from:

- The *American National Standard Dictionary for Information Systems*, ANSI X3.172-1990, copyright 1990 by the U.S. American National Standards Institute (ANSI). Definitions are identified by the symbol (A) after the definition.
- The *IBM Glossary of Computing Terms*. Definitions are identified by the symbol (D) after the definition.
- The *IBM TotalStorage™ Enterprise Storage Server®* documentation. Definitions of published parts of this vocabulary are identified by the symbol (E) after the definition.
- The *Information Technology Vocabulary*, developed by Subcommittee 1, Joint Technical Committee 1, of the International Organization for Standardization and the International Electrotechnical Commission (ISO/IEC JTC1/SC1). Definitions of published parts of this vocabulary are identified by the symbol (I) after the definition; definitions taken from draft international standards, committee drafts, and working papers being developed by ISO/IEC JTC1/SC1 are identified by the symbol (T) after the definition, indicating that final agreement has not yet been reached among the participating National Bodies of SC1.

access control

Ensuring that the resources of a computer system can be accessed only by authorized users in authorized ways.

access method

A technique for moving data between main storage and input/output devices.

adapter

A printed circuit card that modifies the system unit to allow it to operate in a particular way.

Advanced Encryption Standard (AES)

A data encryption technique that improved upon and officially replaced the Data Encryption Standard (DES). AES is sometimes referred to as Rijndael, which is the algorithm on which the standard is based.

Advanced Interactive Executive (AIX) operating system

IBM's implementation of the UNIX⁴ operating system.

American National Standard Code for Information Interchange (ASCII)

The standard code using a coded character set consisting of 7-bit characters (8 bits including parity check) that is used for information exchange among data processing systems, data communication systems, and associated equipment. The ASCII set consists of control characters and graphic characters.

American Institute of Standardization (ANSI)

An organization, consisting of producers, consumers, and general interest groups that establishes the procedures by which accredited organizations create and maintain voluntary industry standards in the United States. (A)

ANSI key-encrypting key (AKEK)

A 64- or 128-bit key used exclusively in ANSI X9.17 key management applications to protect data keys exchanged between systems.

ANSI X9.17

An ANSI standard that specifies algorithms and messages for DES key distribution.

ANSI X9.19

An ANSI standard that specifies an optional double-MAC procedure which requires a double-length MAC key.

⁴ UNIX is a trademark of UNIX Systems Laboratories, Incorporated.

application program interface (API)

A functional interface supplied by the operating system or by a separately deliverable licensed program that allows an application program written in a high-level language to use specific data or functions of the operating system or the licensed program. (D)

Application System/400 system (AS/400)

AS/400 was one of a family of general purpose mid-range systems with a single operating system, Operating System/400®, that provides application portability across all models. AS/400 is now referred to as IBM System i®.

assembler language

A source language that includes symbolic machine language statements in which there is a one-to-one correspondence between the instruction formats and the data formats of the computer.

asymmetric cryptography

Synonym for public key cryptography. (D)

authentication

A process used to verify the integrity of transmitted data, especially a message (I). In computer security, a process used to verify the user of an information system or protected resources.

authentication pattern

An 8-byte pattern that is calculated from the master key when initializing the cryptographic key data set. The value of the authentication pattern is placed in the header record of the cryptographic key data set.

authorize

To permit or give authority to a user to communicate with or make use of an object, resource, or function.

authorization

The right granted to a user to communicate with or make use of a computer system (I). The process of granting a user either complete or restricted access to an object, resource, or function.

bus

In a processor, a physical facility along which data is transferred.

C**Card-Verification Code (CVC)**

See *Card-Verification Value*.

Card-Verification Value (CVV)

A cryptographic method, defined by VISA, for detecting forged magnetic-striped cards. This method cryptographically checks the contents of a magnetic stripe. This process is functionally the same as MasterCard's Card-Verification Code (CVC) process.

Central Processor Assist for Cryptographic Functions (CPACF)

Hardware that provides support for symmetric ciphers and secure hash algorithms (SHA) on every central processor. Hence the potential encryption/decryption throughput scales with the number of central processors in the system.

channel

A path along which signals can be sent, for example, a data channel or an output channel. (A)

checksum

The sum of a group of data associated with the group and used for checking purposes. (T)

Chinese Remainder Theorem (CRT)

A mathematical theorem that defines a format for the RSA private key that improves performance.

Cipher Block Chaining (CBC)

A mode of encryption that uses the data encryption algorithm and requires an initial chaining vector. For encipher, it exclusively ORs the initial block of data with the initial control vector and then enciphers it. This process results in the encryption both of the input block and of the initial control vector that it uses on the next input block as the process repeats. A comparable chaining process works for decipher.

ciphertext

Text that results from the encipherment of plaintext. Synonym for enciphered data. (D).

clear data

Data that is not enciphered.

clear key

Any type of encryption key not protected by encryption under another key.

cleartext

Text that has not been altered by a cryptographic process. Synonym for *plaintext*. See also *ciphertext*.

Common Cryptographic Architecture (CCA)

The CCA API is the programming interface described in this document.

Common Cryptographic Architecture: Cryptographic Application Programming Interface

Defines a set of cryptographic functions, external interfaces, and a set of key management rules that provide a consistent, end-to-end cryptographic architecture across different IBM platforms.

concatenation

An operation that joins two characters or strings in the order specified, forming one string whose length is equal to the sum of the lengths of its parts.

console

A part of a computer used for communication between the operator or maintenance engineer and the computer. (A)

control vector (CV)

In CCA, a 16-byte string that is exclusive-OR-ed with a master key or a key-encrypting key to create another key that is used to encipher and decipher data or data keys. A control vector determines the type of key and the restrictions on the use of that key.

cryptographic adapter

See cryptographic coprocessor.

cryptographic coprocessor

A microprocessor that adds cryptographic processing functions to specific processors. A cryptographic coprocessor on an IBM Z mainframe is a tamper-resistant chip built into the processor board.

cryptographic key data set (CKDS)

A data set that contains the encrypting keys used by an installation. (D)

CUSP (Cryptographic Unit Support Program)

The IBM cryptographic offering, program product 5740-XY6, using the channel-attached 3848. CUSP is no longer in service.

data key or data-encrypting key

A key used to encipher, decipher, or authenticate data. Contrast with *key-encrypting key*.

Data Encryption Algorithm (DEA)

A 64-bit block cipher that uses a 64-bit key, of which 56 bits are used to control the cryptographic process and 8 bits are used for parity checking to ensure that the key is transmitted properly.

Data Encryption Standard (DES)

The National Institute of Standards and Technology Data Encryption Standard, adopted by the U.S. government as Federal Information Processing Standard (FIPS) Publication 46, which allows only hardware implementations of the data-encryption algorithm.

data translation key

A 64-bit key that protects data transmitted through intermediate systems when the originator and receiver do not share the same key.

decipher

To convert enciphered data in order to restore the original data. (T)

In computer security, to convert ciphertext into plaintext by means of a cipher system.

To convert enciphered data into clear data. Synonym for *decrypt*. Contrast with *encipher*. (D)

decrypt

To decipher or decode. Synonym for *decipher*. Contrast with *encrypt*.

device driver

A program that contains the code needed to attach and use a device.

directory server

A server that manages key records in key storage by using an Indexed Sequential Access Method.

digital signature

In public key cryptography, information created by using a private key and verified by using a public key. A digital signature provides data integrity and source nonrepudiation.

Digital Signature Algorithm (DSA)

A public key algorithm for digital signature generation and verification used with the Digital Signature Standard.

Digital Signature Standard (DSS)

A standard describing the use of algorithms for digital signature purposes. One of the algorithms specified is DSA (Digital Signature Algorithm).

domain

That part of a network in which the data processing resources are under common control. (T)

double-length key

A key that is 128 bits long. A key can be either double- or single-length. A single-length key is 64 bits long.

Electronic Code Book (ECB)

A mode of operation used with block cipher cryptographic algorithms in which plaintext or ciphertext is placed in the input to the algorithm and the result is contained in the output of the algorithm.

Elliptic Curve Cryptography (ECC)

A public-key process discovered independently in 1985 by Victor Miller (IBM) and Neal Koblitz (University of Washington). ECC is based on discrete logarithms. The algebraic structure of elliptic curves over finite fields makes it much more difficult to challenge at equivalent RSA key lengths.

encipher

To scramble data or to convert data to a secret code that masks the meaning of the data to unauthorized recipients. Synonym for *encrypt*. Contrast with *decipher*. See also *encode*.

encrypt

Synonym for *encipher*. (I) To convert cleartext into ciphertext. Contrast with *decrypt*.

erasable programmable read-only memory (EPROM)

A type of memory chip that can retain its contents without electricity. Unlike the programmable read-only memory (PROM), which can be programmed only once, the EPROM can be erased by ultraviolet light and then reprogrammed. (E)

Eurocheque International S.C. (ECI)

A financial institution consortium that has defined three PIN-block formats.

exit routine

In the CCA products, a user-provided routine that acts as an extension to the processing provided with calls to the security API.

exit

To execute an instruction within a portion of a computer program in order to terminate the execution of that portion. Such portions of computer programs include loops, subroutines, modules, and so on. (T)

A user-written routine that receives control from the system during a certain point in processing - for example, after an operator issues the START command.

exportable form

A condition a key is in when enciphered under an exporter key-encrypting key. In this form, a key can be sent outside the system to another system. A key in exportable form cannot be used in a cryptographic function.

EXPORTER key

In the CCA implementation, a type of DES key-encrypting key that can encipher a key at a sending node. Contrast with *IMPORTER key*.

exporter key-encrypting key

A 128-bit key used to protect keys sent to another system. A type of transport key.

feature

A part of an IBM product that can be ordered separately.

Federal Information Processing Standard (FIPS)

A standard published by the US National Institute of Science and Technology.

financial PIN

A Personal Identification Number used to identify an individual in some financial transactions. To maintain the security of the PIN, processes and data structures have been adopted for creating, communicating, and verifying PINs used in financial transactions. See also *Personal Identification Number*.

Flash-Erasable Programmable Read-Only Memory (flash EPROM)

A memory that has to be erased before new data can be saved into the memory.

Function control vector (FCV)

The CCA software that can be loaded into the coprocessor limits the functionality of the coprocessor based on the values in a distributed function control vector (FCV). A CCA FCV is a digitally signed data structure (certificate) signed by IBM. The certificate is used to accommodate potential government export and import regulations under USA Government control. An IBM cryptographic coprocessor becomes a practical cryptographic engine when it validates and accepts digitally signed software. IBM exports its cryptographic coprocessor hardware as non-cryptographic products, and controls and reports the export of the cryptography-enabling software as required.

Galois/Counter Mode (GCM)

A mode of operation for symmetric key cryptographic block ciphers that uses universal hashing over a binary Galois field to provide authenticated encryption. The operation is an authenticated encryption algorithm designed to provide both data authenticity (integrity) and confidentiality. GCM is defined for block ciphers with a block size of 128 bits. It can be implemented in hardware to achieve high speeds with low cost and low latency. Software implementations can achieve excellent performance by using table-driven field operations. It uses mechanisms that are supported by a well-understood theoretical foundation, and its security follows from a single reasonable assumption about the security of the block cipher.

German Bank Pool (GBP)

A German financial institution consortium that defines specific methods of PIN calculation.

hashing

An operation that uses a one-way (irreversible) function on data, usually to reduce the length of the data and to provide a verifiable authentication value (checksum) for the hashed data.

header record

A record containing common, constant, or identifying information for a group of records that follows. (D)

host

In this publication, same as host computer or host processor. The machine in which the coprocessor resides. In a computer network, the computer that usually performs network-control functions and provides end-users with services such as computation and database access. (I)

importable form

A condition a key is in when it is enciphered under an importer key-encrypting key. A key is received from another system in this form. A key in importable form cannot be used in a cryptographic function.

IMPORTER key

In the CCA implementation, a type of DES key-encrypting key that can decipher a key at a receiving mode. Contrast with *EXPORTER key*.

importer key-encrypting key

A 128-bit key used to protect keys received from another system. A type of transport key.

Integrated Cryptographic Service Facility (ICSF)

An IBM licensed program that supports the cryptographic hardware feature for the high-end IBM Z machines running in a z/OS environment.

International Organization for Standardization (ISO)

An organization of national standards bodies established to promote the development of standards to facilitate the international exchange of goods and services, and develop cooperation in intellectual, scientific, technological, and economic activity.

initial chaining vector (ICV)

A 64-bit random or pseudo-random value used in the cipher block chaining mode of encryption with the data encryption algorithm.

input PIN-encrypting key

A 128-bit key used to protect a PIN block sent to another system or to translate a PIN block from one format to another.

installation exit

See *exit*.

jumper

A wire that joins two unconnected circuits on a printed circuit board.

key

In computer security, a sequence of symbols used with a cryptographic algorithm to encrypt or decrypt data.

key agreement

A key establishment procedure where the resultant secret keying material is a function of information contributed by two participants, so that no party can predetermine the value of the secret keying material independently from the contributions from the other parties.

key-encrypting key (KEK)

A key used for the encryption and decryption of other keys. Contrast with *data-encrypting key*. Also called a transport key.

key half

In CCA, one of the two DES keys that make up a double-length key.

key identifier

In CCA, a 64-byte variable which is either a key label or a key token.

key label

In CCA, an identifier of a key-record in key storage.

key storage

In CCA, a data file that contains cryptographic keys which are accessed by key label.

key token

In CCA, a data structure that can contain a cryptographic key, a control vector, and other information related to the key.

key output data set

A key generator utility program data set containing information about each key that the key generator utility program generates except an importer key for file encryption.

key part

A 32-digit hexadecimal value that you enter to be combined with other values to create a master key or clear key.

key part register

A register in the key storage unit that stores a key part while you enter the key part.

link

The logical connection between nodes including the end-to-end control procedures. The combination of physical media, protocols, and programming that connects devices on a network. In computer programming, the part of a program, in some cases a single instruction or an address, that passes control and parameters between separate portions of the computer program. (A) (I) To interconnect

items of data or portions of one or more computer programs. (I) In SNA, the combination of the link connection and link stations joining network nodes.

LPAR mode

The central processor mode that enables the operator to allocate the hardware resources among several logical partitions.

MAC generation key

A 64-bit or 128-bit key used by a message originator to generate a message authentication code sent with the message to the message receiver.

MAC verification key

A 64-bit or 128-bit key used by a message receiver to verify a message authentication code received with a message.

make file

A composite file that contains either device configuration data or individual user profiles.

master key (MK)

In computer security, the top-level key in a hierarchy of key-encrypting keys.

master key register

A register in the cryptographic coprocessors that stores the master key that is active on the system.

master key variant

A key derived from the master key by use of a control vector. It is used to force separation by type of keys on the system.

MD5

Message Digest 5. A hash algorithm.

Message Authentication Code (MAC)

A number or value derived by processing data with an authentication algorithm, The cryptographic result of block cipher operations on text or data using a Cipher Block Chaining (CBC) mode of operation, A digital signature code.

Modification Detection Code (MDC)

In cryptography, a number or value that interrelates all bits of a data stream so that, when enciphered, modification of any bit in the data stream results in a new MDC.

multiple encipherment

The method of encrypting a key under a double-length key-encrypting key.

National Institute of Science and Technology (NIST)

The current name for the US National Bureau of Standards.

new master key (NMK) register

A register in the key storage unit that stores a master key before you make it active on the system.

NOCV processing

Process by which the key generator utility program or an application program encrypts a key under a transport key itself rather than a transport key variant.

nonce

A time-varying value that has at most a negligible chance of repeating, such as a random value that is generated anew for each use, a timestamp, a sequence number, or some combination of these.

nonrepudiation

A method of ensuring that a message was sent by the appropriate individual.

old master key (OMK) register

A register in the key storage unit that stores a master key that you replaced with a new master key.

operational form

The condition of a key when it is encrypted under the master key so that it is active on the system.

output PIN-encrypting key

A 128-bit key used to protect a PIN block received from another system or to translate a PIN block from one format to another.

PCI X Cryptographic Coprocessor

An asynchronous cryptographic coprocessor available on the IBM eServer zSeries 990 and IBM eServer zSeries 800.

Personal Account Number (PAN)

A Personal Account Number identifies an individual and relates that individual to an account at a financial institution. It consists of an issuer identification number, customer account number, and one check digit.

Personal Identification Number (PIN)

The 4-digit to 12-digit number entered at an automatic teller machine to identify and validate the requester of an automatic teller machine service. Personal identification numbers are always enciphered at the device where they are entered, and are manipulated in a secure fashion.

Personal Security card

An ISO-standard "smart card" with a microprocessor that enables it to perform a variety of functions such as identifying and verifying users, and determining which functions each user can perform.

PIN block

A 64-bit block of data in a certain PIN block format. A PIN block contains both a PIN and other data.

PIN generation key

A 128-bit key used to generate PINs or PIN offsets algorithmically.

PIN key

A 128-bit key used in cryptographic functions to generate, transform, and verify the personal identification numbers.

PIN offset

For 3624, the difference between a customer-selected PIN and an institution-assigned PIN. For German Bank Pool, the difference between an institution PIN (generated with an institution PIN key) and a pool PIN (generated with a pool PIN key).

PIN verification key

A 128-bit key used to verify PINs algorithmically.

plaintext

Data that has not been altered by a cryptographic process. Synonym for *cleartext*. See also *ciphertext*.

Power-On Self Test (POST)

A series of diagnostic tests run automatically by a device when the power is turned on.

private key

In computer security, a key that is known only to the owner and used together with a public-key algorithm to decipher data. The data is enciphered using the related public key. Contrast with *public key*. See also *public-key algorithm*.

profile

Data that describes the significant characteristics of a user, a group of users, or one-or-more computer resources.

profile ID

In the CCA implementation, the value used to access a profile within the CCA access-control system.

protocol

A set of semantic and syntactic rules that determines the behavior of functional units in achieving communication. (I) In SNA, the meanings of and the sequencing rules for requests and responses used to manage the network, transfer data, and synchronize the states of network components. A specification for the format and relative timing of information exchanged between communicating parties.

Programmed Cryptographic Facility (PCF)

An IBM licensed program that provides facilities for enciphering and deciphering data and for creating, maintaining, and managing cryptographic keys. (D)

The IBM cryptographic offering, program product 5740-XY5, using software only for encryption and decryption. This product is no longer in service.

public key

In computer security, a key that is widely known, and used with a public-key algorithm to encrypt data. The encrypted data can be decrypted only with the related private key. Contrast with *private key*. See also *public-key algorithm*.

Public Key Algorithm (PKA)

In computer security, an asymmetric cryptographic process that uses a public key to encrypt data and a related private key to decrypt data. Contrast with *Data Encryption Algorithm* and *Data Encryption Standard algorithm*. See also *Rivest-Shamir-Adleman algorithm*.

public key cryptography

In computer security, cryptography in which a public key is used for encryption and a private key is used for decryption. Synonymous with asymmetric cryptography.

Public-Key Cryptography Standards (PKCS)

Specifications produced by RSA Laboratories in cooperation with secure system developers worldwide, for the purpose of accelerating the deployment of public-key cryptography. First published in 1991.

Random access memory (RAM)

A storage device into which data are entered and from which data are retrieved in a non-sequential manner.

record chaining

When there are multiple cipher requests and the output chaining vector (OCV) from the previous encipher request is used as the input chaining vector (ICV) for the next encipher request.

Read-only memory (ROM)

Memory in which stored data cannot be modified by the user except under special conditions.

Resource Access Control Facility (RACF)

An IBM licensed program that enables access control by identifying and verifying the users to the system, authorizing access to protected resources, logging detected unauthorized attempts to enter the system, and logging detected accesses to protected resources.

retained key

A private key that is generated and retained within the secure boundary of the cryptographic coprocessor.

Rivest-Shamir-Adleman (RSA) algorithm

A process for public key cryptography that was developed by R. Rivest, A. Shamir, and L. Adleman.

RS-232

A specification that defines the interface between data terminal equipment and data circuit-terminating equipment, using serial binary data interchange.

RS-232C

A standard that defines the specific physical, electronic, and functional characteristics of an interface line that uses a 25-pin connector to connect a workstation to a communication device.

Secure Electronic Transaction

A standard created by Visa International and MasterCard for safeguarding payment card purchases made over open networks.

Secure Hash Algorithm (SHA), FIPS 180

A set of related cryptographic hash functions designed by the National Security Agency (NSA) and published by the National Institute of Standards and Technology (NIST). The first member of the family, published in 1993, is officially called SHA. However, today, it is often unofficially called *SHA-0* to avoid confusion with its successors. Two years later, *SHA-1*, the first successor to SHA, was published. Four more variants have since been published with increased output ranges and a slightly different design: *SHA-224*, *SHA-256*, *SHA-384*, and *SHA-512* (all are sometimes referred to as *SHA-2*).

secure key

A key that is encrypted under a master key. When using a secure key, it is passed to a cryptographic coprocessor where the coprocessor decrypts the key and performs the function. The secure key never appears in the clear outside of the cryptographic coprocessor.

Secure Sockets Layer

A security protocol that provides communications privacy over the Internet by allowing client/server applications to communicate in a way that is designed to prevent eavesdropping, tampering, or message forgery.

security server

In the CCA implementation, the functions provided through calls made to the security API.

SHA-1 (Secure Hash Algorithm 1, FIPS 180)

A hash algorithm required for use with the Digital Signature Standard.

SHA-2 (Secure Hash Algorithm 2, FIPS 180)

Four additional variants to the SHA family, with increased output ranges and a slightly different design: SHA-224, SHA-256, SHA-384, and SHA-512 (all are sometimes referred to as SHA-2).

SHA-224

One of the SHA-2 algorithms.

SHA-256

One of the SHA-2 algorithms.

SHA-384

One of the SHA-2 algorithms.

SHA-512

One of the SHA-2 algorithms.

single-length key

A key that is 64 bits long. A key can be single- or double-length. A double-length key is 128 bits long.

smart card

A plastic card that has a microchip capable of storing data or process information.

supervisor state

A state during which a processing unit can execute input/output and other privileged instructions. (D)

Systems Network Architecture (SNA)

An architecture that describes logical structure, formats, protocols, and operational sequences for transmitting information units through, and controlling the configuration and operation of, networks.

Note: The layered structure of SNA allows the ultimate origins and destinations of information, that is, the end users, to be independent of and unaffected by the specific SNA network services and facilities used for information exchange.

TLV

A widely used construct, Tag, Length, Value, to render data self-identifying. For example, such constructs are used with EMV smart cards.

token

In a Local Area Network, the symbol of authority passed successively from one data station to another to indicate the station is temporarily in control of the transmission medium. (I) A string of characters treated as a single entity.

Transaction Security System (TSS)

An IBM product offering including both hardware and supporting software that provides access control and basic cryptographic key-management functions in a network environment. In the workstation environment, this includes the 4755 Cryptographic Adapter, the Personal Security Card, the 4754 Security Interface Unit, the Signature Verification feature, the Workstation Security Services Program, and the AIX Security Services Program/6000. In the host environment, this includes the 4753 Network Security Processor and the 4753 Network Security Processor MVS™ Support Program.

transport key

A 128-bit key used to protect keys distributed from one system to another. A transport key can either be an exporter key-encrypting key, an importer key-encrypting key, or an ANSI key-encrypting key.

transport key variant

A key derived from a transport key by use of a control vector. It is used to force separation by type for keys sent between systems.

Unique key per transaction (UKPT)

A cryptographic process that can be used to decipher PIN blocks in a transaction.

user-exit routine

A user-written routine that receives control at predefined user-exit points.

verb

A function that has an entry-point-name and a fixed-length parameter list. The procedure call for a verb uses the standard syntax of a programming language.

verification pattern

An 8-byte pattern calculated from the key parts you enter when you enter a master key or clear key. You can use the verification pattern to verify that you have entered the key parts correctly and specified a certain type of key.

virtual machine (VM)

A functional simulation of a computer and its associated devices. Each virtual machine is controlled by a suitable operating system. VM controls concurrent execution of multiple virtual machines on one host computer.

VISA

A financial institution consortium that has defined four PIN block formats and a method for PIN verification.

VISA PIN Verification Value (VISA PVV)

An input to the VISA PIN verification process that, in practice, works similarly to a PIN offset.

3621

A model of an IBM Automatic Teller Machine that has a defined PIN block format.

3624

A model of an IBM Automatic Teller Machine that has a defined PIN block format and methods of PIN calculation.

4753

The Network Security processor. The IBM 4753 is a processor that uses the Data Encryption Algorithm and the RSA algorithm to provide cryptographic support for systems requiring secure transaction processing (and other cryptographic services) at the host computer. The NSP includes a 4755 cryptographic adapter in a workstation which is channel attached to a main frame computer.

Index

Numerics

1-pass key transport [773](#)
2-pass key transport [770](#)
2048-bit Chinese Remainder Theorem [1132](#)
3621 PIN block format [555](#), [1222](#)
3624 PIN block format [555](#), [1222](#)
4096-bit Chinese Remainder Theorem [1135](#)
4700 Encrypting PINPAD [1222](#)
4700-PAD [1240](#)
4704-EPP PIN block format [555](#)

A

access control [16](#)
access control data structures
 access control point list [1301](#)
 ACP list [1301](#)
 basic structure of a role [1299](#)
 DEFAULT role [1303](#)
 examples [1304](#)
 role data structure example [1305](#)
 role structures [1299](#)
Access Control Maintenance (CSUAACM)
 format [103](#)
 JNI version [106](#)
 parameters [104](#)
access control point
 ACP [1259](#)
 verbs [1259](#)
access control point list
 data structure example [1304](#)
 data structures [1301](#)
access control points
 CPACF [13](#)
 enable, disable [1354](#)
 show with panel.exe [1354](#)
Access Control Tracking (CSUAACT)
 format [107](#)
 parameters [107](#)
Access Control Tracking (CSUAACTJ)
 JNI version [114](#)
accessibility [1383](#)
ACP
 access control point [1259](#)
 remote key loading [69](#)
ACP list
 data structure example [1304](#)
ACP tracking
 panel.exe [1356](#)
ACPs
 enable, disable [1354](#)
 show with panel.exe [1354](#)
ACTIVE [431](#), [943](#)
active role
 show with panel.exe [1354](#)
adapter
 adapter (*continued*)
 pending change [115](#)
 adapter compliance state
 querying with panel.exe [1357](#)
 adapter domain
 migration mode [1318](#)
 adapter ID
 coprocessor [115](#)
 adapter serial number [115](#)
 ADAPTER1 [115](#)
 ADD-PART [275](#), [276](#), [279](#)
 additional_derivation_data parameter
 Diversify Directed Key verb [228](#)
 additional_derivation_data_length parameter
 Diversify Directed Key verb [228](#)
 ADJUST [207](#), [284](#), [293](#)
 administration of CCA master key
 methods or tools [1345](#)
 AES
 Key Token Build2 [303](#)
 AES CIPHER keys
 definition [39](#)
 AES CIPHER variable-length symmetric [1023](#)
 AES encrypted OPK section
 4096-bit Chinese Remainder Theorem format [1128](#)
 RSA private key [1128](#)
 AES encryption algorithm [457](#), [464](#)
 AES EXPORTER and IMPORTER variable-length symmetric
 [1056](#)
 AES internal fixed-length key-token
 flag byte [1000](#)
 AES key
 managing [199](#)
 translation [13](#)
 variable-length [348](#)
 AES Key Record Create (CSNBAKRC)
 format [517](#)
 JNI version [518](#)
 parameters [517](#)
 related information [518](#)
 required commands [518](#)
 restrictions [518](#)
 AES Key Record Delete (CSNBAKRD)
 format [519](#)
 JNI version [520](#)
 parameters [519](#)
 related information [520](#)
 required commands [520](#)
 restrictions [519](#)
 AES Key Record List (CSNBAKRL)
 format [521](#)
 JNI version [522](#)
 parameters [521](#)
 related information [522](#)
 required commands [522](#)
 AES Key Record Read (CSNBAKRR)
 format [523](#)

- AES Key Record Read (CSNBAKRR) *(continued)*
 - JNI version [524](#)
 - parameters [523](#)
 - related information [524](#)
 - required commands [524](#)
 - restrictions [524](#)
- AES Key Record Write (CSNBAKRW)
 - format [525](#)
 - JNI version [526](#)
 - parameters [525](#)
 - related information [526](#)
 - required commands [526](#)
 - restrictions [526](#)
- AES key storage [184](#), [511](#)
- AES key storage files [67](#)
- AES key token
 - compliant-tagged [34](#)
- AES key wrapping [35](#)
- AES key-encrypting key [258](#)
- AES MAC [493](#)
- AES MAC variable-length symmetric [1034](#)
- AES master key [39](#), [258](#)
- AES PINPROT, PINCALC, and PINPRW variable-length symmetric [1068](#)
- AES PKA Master Key (APKA-MK) [88](#)
- AES transport key [39](#)
- AES verb [76](#)
- AES-MK [39](#), [99](#), [193](#), [284](#), [293](#)
- AES, DES, and HMAC cryptography and verbs [31](#)
- AES, DES, and HMAC functions [31](#)
- AESDATA [39](#), [249](#)
- AESKW [404](#), [426](#)
- AESKW key format [1154](#)
- AESKW wrapping [38](#)
- AESKWCV [288](#), [426](#)
- AESTOKEN [39](#), [249](#)
- algorithm
 - 3624 PIN generation [1224](#)
 - 3624 PIN verification [1227](#)
 - DES [31](#)
 - ECC [87](#)
 - ECDSA [87](#)
 - GBP PIN generation [1225](#)
 - GBP PIN verification [1228](#)
 - GBP-PIN [629](#)
 - IBM-PIN [629](#)
 - IBM-PINO [629](#)
 - Interbank PIN generation [1232](#)
 - PIN offset generation [1226](#)
 - PIN, detailed [1224](#)
 - PIN, general [71](#)
 - PKA [87](#)
 - PVV generation [1230](#)
 - PVV verification [1231](#)
 - RSA [87](#)
 - VISA PIN [1230](#)
 - VISA-PVV [577](#), [629](#)
 - VISAPVV4 [629](#)
- algorithm parameter
 - TR31 Key Token Parse verb [876](#)
- algorithms
 - supported for the CCA token [1370](#)
- AMEX-CSC [39](#), [201](#), [298](#), [351](#)
- ANSI 9.9-1 algorithm [481](#)
- ANSI TR-34 protocol [763](#)
- ANSI X3.106 [1238](#)
- ANSI X3.106 (CBC) [1239](#)
- ANSI X9.102 [38](#)
- ANSI X9.19 [489](#)
- ANSI X9.19 optional double MAC procedure [481](#)
- ANSI X9.19 Optional Procedure 1 MAC [1246](#)
- ANSI X9.23 [1238](#)
- ANSI X9.23 cipher block chaining [1240](#)
- ANSI X9.23 padding [447](#)
- ANSI X9.23 processing rule
 - Decipher [447](#)
 - Encipher [451](#)
- ANSI X9.24 [367](#)
- ANSI X9.24-2 [763](#)
- ANSI X9.30 [887](#)
- ANSI X9.31 [887](#), [888](#), [894](#)
- ANSI X9.31 hash format [1256](#)
- ANSI X9.8 [601](#)
- ANSI X9.8 PIN block format [1220](#)
- ANSI X9.8 PIN restriction [553](#)
- ANSI X9.9 [39](#), [201](#), [298](#), [351](#)
- ANSI X9.9 MAC [1246](#)
- ANSI X9.9-1 [489](#)
- ANY [39](#), [201](#), [298](#), [351](#)
- any domain configuration [8](#), [9](#)
- ANY-MAC [39](#), [201](#), [298](#), [351](#)
- APAR fixes
 - z/VM xxxvi, [1331](#)
- APKA CMK [115](#)
- APKA master key [1233](#)
- APKA NMK [115](#)
- APKA OMK [115](#)
- APKA-MK [88](#), [99](#), [193](#), [284](#), [294](#), [928](#)
- application programs
 - CCA service request [7](#)
- array_key_left_identifier parameter
 - Control Vector Translate verb [207](#)
- array_key_right_identifier parameter
 - Control Vector Translate verb [207](#)
- ASCII conversion [963](#)
- ASYM-MK [39](#), [88](#), [99](#), [193](#), [195](#), [284](#), [293](#), [928](#)
- asymmetric CMK status [115](#)
- asymmetric keys master key [39](#)
- asymmetric master key [99](#)
- asymmetric NMK status [115](#)
- asymmetric OMK status [115](#)
- authenticated PAN change [602](#)
- authenticating messages [481](#)
- authentication [3](#), [70](#)
- Authentication Parameter Generate (CSNBAPG)
 - format [566](#)
 - JNI version [568](#)
 - parameters [566](#)
 - required commands [568](#)
 - usage notes [568](#)
- authentication_master_key parameter
 - PIN Change/Unblock verb [660](#)
- Automated Teller Machine (ATM) [68](#)
- AUTOSELECT option
 - ignoring verbs [9](#)
 - master key coherence [9](#)

B

- base CCA services [115](#)
- basic structure of a role [1299](#)
- battery indicator [115](#)
- battery-backed RAM
 - size [115](#)
- BCD [566](#), [709](#), [721](#), [725](#), [732](#), [739](#), [743](#), [749](#), [756](#)
- becoming compliant-tagged
 - key tokens [1319](#)
- BIND [766](#)
- binding
 - PAN to the PIN [1313](#)
- binding key halves [35](#)
- binding PAN to the PIN [1313](#)
- block chaining [446](#)
- block_size parameter
 - Symmetric Algorithm Decipher verb [457](#)
 - Symmetric Algorithm Encipher verb [464](#)
- Brainpool
 - elliptic curve type [232](#)
- Byte * [22](#)

C

- C API [1365](#), [1369](#)
- C applications
 - using CCA libraries [21](#)
- c_variable_encrypting_key_identifier parameter
 - Cryptographic Variable Encipher verb [210](#)
- calculation method
 - MAC padding method [1246](#)
 - Message Authentication Code (MAC) [1246](#)
 - Modification Detection Code (MDC) [1236](#)
 - X9.19 method [1246](#)
- callable service
 - TR-34 Key Receive (CSNDT34R) [797](#)
- Cardholder Name [559](#)
- CBC processing rule
 - Decipher [447](#)
 - Encipher [451](#)
 - Symmetric Algorithm Decipher [455](#)
 - Symmetric Algorithm Encipher [462](#)
- CBC wrapping of DES keys
 - enhanced CBC [35](#)
- CCA
 - API [3](#)
 - application programming [1](#)
 - Common Cryptographic Architecture [1](#)
 - functional overview [3](#)
 - functions [31](#)
 - programming [3](#)
 - service request [7](#)
 - software support [3](#)
- CCA access control [3](#)
- CCA API [7](#)
- CCA API build date [115](#)
- CCA API version [115](#)
- CCA application
 - compile [20](#)
 - Java [23](#)
 - link [20](#)
- CCA coprocessor mode [xxx1](#)
- CCA DEB
 - CCA DEB (*continued*)
 - contained files [1334](#)
 - groups [1336](#)
 - installation [1334](#)
 - samples [1336](#)
 - uninstall [1341](#)
 - CCA DES-key verification [1235](#)
 - CCA error log [115](#)
 - CCA installation [1333](#)
 - CCA JNI
 - calling [21](#)
 - CCA libraries
 - C applications [21](#)
 - CCA library
 - functions [1369](#)
 - location [7](#)
 - restrictions [1372](#)
 - CCA management [3](#)
 - CCA master key
 - administration [1345](#)
 - methods or tools [1345](#)
 - CCA master key migration [1374](#)
 - CCA node key management verbs [73](#)
 - CCA nodes and resource control verb [103](#)
 - CCA nodes and resource control verbs [74](#)
 - CCA programming [16](#)
 - CCA RPM
 - contained files [1334](#)
 - groups [1336](#)
 - install and configure [1337](#)
 - installation [1334](#)
 - samples [1336](#)
 - uninstall [1341](#)
 - CCA sample program
 - C [1321](#)
 - Java [1324](#)
 - CCA security API [3](#)
 - CCA services
 - base [115](#)
 - CCA system setup [1329](#)
 - CCA token
 - configuring [1365](#)
 - status information [1369](#)
 - supported mechanisms [1370](#)
 - using [1369](#)
 - CCA verb [3](#), [76](#), [101](#)
 - CCA verb description [3](#)
 - Central Processor Assist for Cryptographic Functions (CPACF) [xxxvi](#), [12](#), [1331](#)
 - certificate section
 - PKA public-key [1107](#)
 - CEX*C
 - data protection [31](#)
 - CEX*C feature coexistence [1343](#)
 - CEX3C [115](#), [553](#)
 - CEX4C [115](#)
 - CEX5C [xxx1](#), [xxxv](#), [115](#)
 - CEX6C [xxx1](#), [xxxv](#), [115](#)
 - CEX7C [xxx1](#), [115](#)
 - CEX7S information [1343](#)
- chain_data parameter
 - Symmetric Algorithm Decipher verb [457](#)
 - Symmetric Algorithm Encipher verb [464](#)
- chain_data_length parameter

- chain_data_length parameter (*continued*)
 - Symmetric Algorithm Decipher verb [457](#)
 - Symmetric Algorithm Encipher verb [464](#)
- chaining_vector parameter
 - Decipher verb [448](#)
 - EC Diffie-Hellman verb [237](#)
 - Encipher verb [452](#)
 - HMAC Generate verb [483](#)
 - HMAC Verify verb [486](#)
 - MAC Generate verb [490](#)
 - MAC Verify verb [498](#)
 - MDC Generate verb [505](#)
 - One-Way Hash verb [508](#)
- chaining_vector_length parameter
 - EC Diffie-Hellman verb [237](#)
 - HMAC Generate verb [483](#)
 - HMAC Verify verb [486](#)
 - One-Way Hash verb [508](#)
- changing control vectors [1205](#)
- changing the master key
 - panel.exe [1354](#)
- CHECK [525](#), [543](#)
- Chinese Remainder Theorem [375](#), [906](#), [911](#), [913](#), [933](#), [1113](#), [1115](#)
- chzcrypt, command [1330](#)
- CIPHER [201](#), [216](#), [223](#), [246](#), [249](#), [273](#), [298](#), [351](#)
- cipher block chaining [35](#)
- cipher block chaining (CBC) [445](#)
- Cipher Block Chaining (CBC) [210](#)
- CIPHER key type [39](#)
- Cipher Text Translate2
 - usage notes [496](#)
- Cipher Text Translate2 (CSNBCTT2)
 - format [470](#)
 - JNI version [479](#)
 - parameters [470](#)
 - required commands [475](#)
 - restrictions [475](#)
 - usage notes [475](#)
- cipher_text parameter
 - Cryptographic Variable Encipher verb [210](#)
 - Decipher verb [448](#)
 - Encipher verb [452](#)
- cipherring methods [1238](#)
- ciphertext
 - decipherring [445](#)
- ciphertext parameter
 - Symmetric Algorithm Decipher verb [457](#)
 - Symmetric Algorithm Encipher verb [464](#)
- ciphertext_length parameter
 - Symmetric Algorithm Decipher verb [457](#)
 - Symmetric Algorithm Encipher verb [464](#)
- CIPHERXI [39](#), [246](#)
- CIPHERXL [39](#), [246](#)
- CIPHERXO [39](#), [246](#)
- CKSN [605](#)
- CLEAR [566](#), [709](#), [721](#), [725](#), [732](#), [739](#), [743](#), [749](#), [756](#)
- clear key
 - protecting [445](#)
- Clear Key Import (CSNBCKI)
 - format [200](#)
 - JNI version [201](#)
 - parameters [200](#)
 - required commands [201](#)
- Clear PIN Encrypt (CSNBCPE)
 - format [570](#)
 - JNI version [573](#)
 - parameters [570](#)
 - required commands [572](#)
 - restrictions [572](#)
- Clear PIN Generate (CSNBPGN)
 - format [573](#)
 - JNI version [576](#)
 - parameters [573](#)
 - related information [576](#)
 - required commands [576](#)
 - usage notes [576](#)
- Clear PIN Generate Alternate (CSNBCPA)
 - extraction rules [1223](#)
 - format [577](#)
 - JNI version [580](#)
 - parameters [577](#)
 - required commands [580](#)
- clear_key parameter
 - Clear Key Import verb [200](#)
 - Multiple Clear Key Import verb [372](#)
- clear_key_bit_length parameter
 - Key Generate2 verb [260](#)
- clear_key_length parameter
 - Multiple Clear Key Import verb [372](#)
- clear_key_value parameter
 - Key Token Build2 verb [304](#)
- clear_master_key parameter
 - Key Storage Initialization verb [184](#)
- clear_PIN parameter
 - Clear PIN Encrypt verb [570](#)
- clear_text parameter
 - Decipher verb [448](#)
 - Encipher verb [452](#)
 - Secure Messaging for Keys verb [669](#)
 - Secure Messaging for PINs verb [672](#)
- CLEARPIN [672](#)
- cleartext parameter
 - Symmetric Algorithm Decipher verb [457](#)
 - Symmetric Algorithm Encipher verb [464](#)
- cleartext_length parameter
 - Symmetric Algorithm Decipher verb [457](#)
 - Symmetric Algorithm Encipher verb [464](#)
- CLR-A128 [284](#)
- CLR-A192 [284](#)
- CLR-A256 [284](#)
- CLR8-ENC [201](#), [216](#), [223](#), [298](#), [351](#)
- CLRAES [39](#), [298](#)
- CMAC [493](#)
- CMK
 - current master key [515](#)
 - status [115](#)
 - status, AES [115](#)
 - status, ECC [115](#)
- Code Conversion
 - parameters [963](#)
- Code Conversion (CSNBXEA)
 - format [963](#)
 - required commands [965](#)
 - restrictions [965](#)
 - usage notes [965](#)
- Code Conversion (CSNBXEAJ)
 - JNI version [968](#)

- coexistence
 - of CEX*C features [1343](#)
- combinations of verbs [72](#)
- command codes
 - security API [1361](#)
- Common Cryptographic Architecture
 - API [3](#)
 - application programming [1](#)
 - CCA [1](#)
 - service request [7](#)
- Common Cryptographic Architecture (CCA)
 - description [xxxv](#)
- Common Cryptographic Architecture library
 - location [7](#)
- common parameters [18](#)
- COMPLET [276](#)
- COMPLETE [275](#), [276](#), [279](#)
- compliance mode - HSM [25](#)
- compliance state of adapter
 - querying with panel.exe [1357](#)
- compliance warnings [27](#), [1314](#)
- compliant-tagged key tokens
 - PIN block translation [1313](#)
- concurrent installations [1343](#)
- configuration file
 - opencryptoki.conf [1366](#)
- contents of the DEFAULT role [1303](#)
- CONTINUE [470](#)
- continue processing rule [448](#), [452](#), [457](#), [464](#)
- control information
 - for Cipher Text Translate2 [470](#)
 - for Clear PIN Encrypt [570](#)
 - for Clear PIN Generate [573](#)
 - for Control Vector Generate [201](#)
 - for Control Vector Translate [207](#)
 - for CVV Generate [581](#)
 - for CVV Verify [589](#)
 - for Decipher [448](#)
 - for Digital Signature Generate [888](#)
 - for Digital Signature Verify [894](#)
 - for Diversified Key Generate [216](#)
 - for Diversified Key Generate2 [223](#)
 - for Encipher [452](#)
 - for Encrypted PIN Generate [592](#)
 - for Key Part Import [276](#)
 - for Key Test [284](#)
 - for Key Test Extended [294](#)
 - for Key Token Change2 [348](#)
 - for MAC Generate [490](#)
 - for MAC Verify [498](#)
 - for MAC Verify2 [501](#)
 - for MDC Generate [505](#)
 - for Multiple Clear Key Import [372](#)
 - for One-Way Hash [508](#)
 - for PIN Change/Unblock [660](#)
 - for PKA Decrypt [375](#)
 - for PKA Encrypt [378](#)
 - for PKA Key Import [909](#)
 - for PKA Key Record Delete [537](#)
 - for PKA Key Record Write [543](#)
 - for PKA Key Token Build [913](#)
 - for Secure Messaging for Keys [669](#)
 - for Secure Messaging for PINs [672](#)
 - for Symmetric Algorithm Decipher [457](#)
 - control information (*continued*)
 - for Symmetric Algorithm Encipher [464](#)
 - for Symmetric Key Export [404](#)
 - for Symmetric Key Generate [414](#)
 - for symmetric key import [426](#)
 - for Symmetric Key Import [419](#)
 - for Transaction Validation [677](#)
 - for Trusted Block Create [431](#), [943](#)
 - control vector
 - definition [39](#)
 - description [1191](#)
 - value [1191](#)
 - Control Vector Generate (CSNBCVG)
 - format [201](#)
 - JNI version [206](#)
 - key type [201](#)
 - parameters [201](#)
 - usage notes [206](#)
 - control vector keyword combinations [39](#)
 - control vector length [163](#)
 - control vector table [1191](#)
 - Control Vector Translate (CSNBCVT)
 - format [207](#)
 - JNI version [209](#)
 - parameters [207](#)
 - required commands [209](#)
 - usage notes [209](#)
 - control vectors, changing [1205](#)
 - control_vector parameter
 - Control Vector Generate verb [201](#)
 - Key Token Build verb [298](#)
 - Key Token Parse verb [351](#)
 - Control-vector-base bit maps [1194](#)
 - coprocessor
 - battery indicator [115](#)
 - CCA error log [115](#)
 - intrusion latch [115](#)
 - last five commands [115](#)
 - number of [115](#)
 - power-supply voltage [115](#)
 - radiation [115](#)
 - tampering [115](#)
 - temperature [115](#)
 - coprocessor adapter ID [115](#)
 - coprocessor certification [3](#)
 - coprocessor EC level [115](#)
 - coprocessor mode [xxxi](#)
 - coprocessor part number [115](#)
 - coprocessor POST2 version [115](#)
 - coprocessor resource selection [177](#), [181](#)
 - coprocessor selection [9](#)
 - coprocessor serial number [115](#)
 - CPACF
 - access control points [13](#)
 - AUTOSELECT option [16](#)
 - clear key [13](#)
 - default card [16](#)
 - disabling for clear key [12](#)
 - disabling for protected key [13](#)
 - environment variable [12](#)
 - illustration [13](#)
 - preparation at startup [15](#), [16](#)
 - protected key [13](#), [16](#)
 - using protected key [15](#)

CPACF functions [15](#)
 CPACF service action [13](#)
 CPINENC [201](#), [298](#), [351](#)
 CPINGEN [201](#), [298](#), [351](#)
 CPINGENA [201](#), [298](#), [351](#)
 CRDL-DSA
 CRYSTALS-Dilithium Digital Signature Algorithm [87](#)
 cred_kdh parameter
 TR-34 Bind-Begin [777](#)
 TR-34 Bind-Complete verb [783](#)
 TR-34 Key Distribution verb [789](#)
 TR-34 Key Receive verb [799](#)
 cred_kdh_length parameter
 TR-34 Bind-Begin [777](#)
 TR-34 Bind-Complete verb [783](#)
 TR-34 Key Distribution verb [789](#)
 TR-34 Key Receive verb [799](#)
 cred_krd parameter
 TR-34 Bind-Begin [777](#)
 TR-34 Bind-Complete verb [783](#)
 TR-34 Key Distribution verb [789](#)
 cred_krd_length parameter
 TR-34 Bind-Begin [777](#)
 TR-34 Bind-Complete verb [783](#)
 TR-34 Key Distribution verb [789](#)
 crl parameter
 TR-34 Key Distribution verb [789](#)
 verb
 TR-34 Bind-Begin [777](#)
 crl_length parameter
 TR-34 Bind-Begin [777](#)
 TR-34 Key Distribution verb [789](#)
 Crypto Express5 feature [xxxi](#)
 Crypto Express6 feature [xxxi](#)
 Crypto Express7 feature [xxxi](#)
 cryptographic device driver
 installing [1329](#)
 cryptographic engine [3](#)
 Cryptographic Facility Query (CSUACFQ)
 format [115](#)
 JNI version [176](#)
 parameters [115](#)
 required commands [175](#)
 restrictions [175](#)
 Cryptographic Facility Version (CSUACFV)
 format [176](#)
 JNI version [177](#)
 parameters [176](#)
 restrictions [177](#)
 cryptographic key
 AES, DES, and HMAC functions [31](#)
 Cryptographic Resource Allocate (CSUACRA)
 format [178](#)
 JNI version [180](#)
 parameters [178](#)
 usage notes [180](#)
 Cryptographic Resource Deallocate (CSUACRD)
 format [181](#)
 JNI version [183](#)
 parameters [181](#)
 usage notes [183](#)
 cryptographic services access layer [7](#)
 Cryptographic Unit Support Program (CUSP)
 Decipher [447](#)
 Cryptographic Unit Support Program (CUSP) (*continued*)
 Encipher [451](#)
 Cryptographic Variable Encipher (CSNBCVE)
 format [210](#)
 JNI version [211](#)
 parameters [210](#)
 required commands [211](#)
 restrictions [211](#)
 cryptography publications [xl](#)
 Cryptoki [1365](#)
 CRYSTALS-Dilithium Digital Signature Algorithm
 CRDL-DSA [87](#)
 CSC-3 [677](#)
 CSC-345 [677](#)
 CSC-4 [677](#)
 CSC-5 [677](#)
 CSC-V1 [677](#)
 CSC-V2 [677](#)
 CSNBAKRC (AES Key Record Create) [516](#)
 CSNBAKRCJ [518](#)
 CSNBAKRD (AES Key Record Delete) [518](#)
 CSNBAKRDJ [520](#)
 CSNBAKRL (AES Key Record List) [520](#)
 CSNBAKRLJ [522](#)
 CSNBAKRR (AES Key Record Read) [523](#)
 CSNBAKRRJ [524](#)
 CSNBAKRW (AES Key Record Write) [524](#)
 CSNBAKRWJ [526](#)
 CSNBAPG (Authentication Parameter Generate) [566](#)
 CSNBAPGJ [568](#)
 CSNBCKC (CVV Key Combine) [584](#)
 CSNBCKCJ [588](#)
 CSNBCKI (Clear Key Import) [200](#)
 CSNBCKIJ [201](#)
 CSNBCKM (Multiple Clear Key Import) [201](#)
 CSNBCKMJ [374](#)
 CSNBCPA (Clear PIN Generate Alternate) [576](#)
 CSNBCPAJ [580](#)
 CSNBCPE (Clear PIN Encrypt) [569](#)
 CSNBCPEJ [573](#)
 CSNBCSG (CVV Generate) [581](#)
 CSNBCSGJ [584](#)
 CSNBCSV (CVV Verify) [588](#)
 CSNBCSVJ [591](#)
 CSNBCTT2 [479](#)
 CSNBCTT2 (Cipher Text Translate2) [469](#)
 CSNBCVE (Cryptographic Variable Encipher) [210](#)
 CSNBCVEJ [211](#)
 CSNBCVG (Control Vector Generate) [201](#)
 CSNBCVGJ [206](#)
 CSNBCVT (Control Vector Translate) [207](#)
 CSNBCVTJ [209](#)
 CSNBDCU2 (DK PRW Card Number Update2) [731](#)
 CSNBDCU2J [738](#)
 CSNBDDK (Diversify Directed Key) [228](#)
 CSNBDDKJ [232](#)
 CSNBDDPG (DK Deterministic PIN Generate) [682](#)
 CSNBDDPGJ [688](#)
 CSNBDEC (Decipher) [447](#)
 CSNBDECJ [451](#)
 CSNBDBG (Diversified Key Generate) [215](#)
 CSNBDBG2 (Diversified Key Generate2) [222](#)
 CSNBDBG2J [227](#)
 CSNBDBGJ [222](#)

[CSNBDKM \(Data Key Import\) 213](#)
[CSNBDKMJ 215](#)
[CSNBDKX \(Data Key Export\) 212](#)
[CSNBDKXJ 213](#)
[CSNBDM \(DK Migrate PIN\) 688](#)
[CSNBDMPJ 694](#)
[CSNBDMPC \(DK PIN Change\) 708](#)
[CSNBDMPCG \(DK PRW CMAC Generate\) 739](#)
[CSNBDMPCGJ 742](#)
[CSNBDMPCJ 720](#)
[CSNBDMPT \(DK PAN Modify in Transaction\) 694](#)
[CSNBDMPTJ 701](#)
[CSNBDPNU \(DK PRW Card Number Update\) 725](#)
[CSNBDPNUJ 730](#)
[CSNBDPPT \(DK PAN Translate\) 701](#)
[CSNBDPPTJ 707](#)
[CSNBDPV \(DK PIN Verify\) 721](#)
[CSNBDPVJ 724](#)
[CSNBDRG2 \(DK Random PIN Generate2\) 748](#)
[CSNBDRG2J 754](#)
[CSNBDRP \(DK Regenerate PRW\) 755](#)
[CSNBDRPG \(DK Random PIN Generate\) 742](#)
[CSNBDRPGJ 748](#)
[CSNBDRPJ 760](#)
[CSNBENC \(Encipher\) 451](#)
[CSNBENCJ 455](#)
[CSNBEPG \(Encrypted PIN Generate\) 592](#)
[CSNBEPGJ 596](#)
[CSNBFPED \(FPE Decipher\) 634](#)
[CSNBFPEDJ 641](#)
[CSNBFPPE \(FPE Encipher\) 641](#)
[CSNBFPPEJ 648](#)
[CSNBFPET \(FPE Translate\) 649](#)
[CSNBFPETJ 656](#)
[CSNBHMG \(HMAC Generate\) 483](#)
[CSNBHMGJ 486](#)
[CSNBHMV \(HMAC Verify\) 486](#)
[CSNBHMOV 489](#)
[CSNBKEX \(Key Export\) 246](#)
[CSNBKEXJ 248](#)
[CSNBKGN \(Key Generate\) 248](#)
[CSNBKGN2 \(Key Generate2\) 258](#)
[CSNBKGN2J 272](#)
[CSNBKGNJ 258](#)
[CSNBKIM \(Key Import\) 272](#)
[CSNBKIMJ 275](#)
[CSNBKPI \(Key Part Import\) 275](#)
[CSNBKPI2 \(Key Part Import2\) 279](#)
[CSNBKPI2J 282](#)
[CSNBKPIJ 278](#)
[CSNBKRC \(DES Key Record Create\) 527](#)
[CSNBKRCJ 528](#)
[CSNBKRD \(DES Key Record Delete\) 528](#)
[CSNBKRDJ 529](#)
[CSNBKRL \(DES Key Record List\) 530](#)
[CSNBKRLJ 531](#)
[CSNBKRR \(DES Key Record Read\) 532](#)
[CSNBKRRJ 533](#)
[CSNBKRW \(DES Key Record Write\) 533](#)
[CSNBKRWJ 534](#)
[CSNBKSI \(Key Storage Initialization\) 183](#)
[CSNBKSIJ 186](#)
[CSNBKTB \(Key Token Build\) 297](#)
[CSNBKTB2 \(Key Token Build2\) 303](#)
[CSNBKTB2J 344](#)
[CSNBKTB2J 302](#)
[CSNBKTC \(Key Token Change\) 345](#)
[CSNBKTC2 \(Key Token Change2\) 348](#)
[CSNBKTC2J 350](#)
[CSNBKTCJ 347](#)
[CSNBKTP \(Key Token Parse\) 350](#)
[CSNBKTP2 \(Key Token Parse2\) 354](#)
[CSNBKTP2J 364](#)
[CSNBKTPJ 354](#)
[CSNBKTR \(Key Translate\) 364](#)
[CSNBKTR2 \(Key Translate2\) 366](#)
[CSNBKTR2J 371](#)
[CSNBKTRJ 366](#)
[CSNBKYT \(Key Test\) 283](#)
[CSNBKYT2 \(Key Test2\) 287](#)
[CSNBKYT2J 292](#)
[CSNBKYTJ 287](#)
[CSNBKYTX \(Key Test Extended\) 293](#)
[CSNBKYTXJ 297](#)
[CSNBMDG \(MDC Generate\) 504](#)
[CSNBMDGJ 507](#)
[CSNBMG \(MAC Generate\) 489](#)
[CSNBMG2](#)
[usage notes 496](#)
[CSNBMG2 \(MAC Generate2\) 493](#)
[CSNBMG2J 496](#)
[CSNBMGJ 493](#)
[CSNBMKP 21](#)
[CSNBMKP \(Master Key Process\) 192](#)
[CSNBMKPJ 196](#)
[CSNBMR \(MAC Verify\) 497](#)
[CSNBMR2 \(MAC Verify2\) 501](#)
[CSNBMR2J 504](#)
[CSNBMRJ 500](#)
[CSNBOWH \(One-Way Hash\) 508](#)
[CSNBOWHJ 510](#)
[CSNBPCU](#)
[PIN extraction rules 1224](#)
[CSNBPCU \(PIN Change/Unblock\) 657, 665](#)
[CSNBPCUJ 664](#)
[CSNBPEX \(Prohibit Export\) 381](#)
[CSNBPEXJ 382](#)
[CSNBPEXX \(Prohibit Export Extended\) 383](#)
[CSNBPEXXJ 384](#)
[CSNBPF 668](#)
[CSNBPG \(Clear PIN Generate\) 573](#)
[CSNBPGJ 576](#)
[CSNBPTR \(Encrypted PIN Translate\) 596](#)
[CSNBPTR2](#)
[format 605, 619](#)
[JNI version 619](#)
[parameters 605](#)
[restrictions 613](#)
[CSNBPTR2 \(Encrypted PIN Translate2\) 602, 605](#)
[CSNBPTR2\)](#)
[required commands 613](#)
[CSNBPTRE](#)
[usage notes 628](#)
[CSNBPTRE \(Encrypted PIN Translate Enhanced\) 620](#)
[CSNBPTREJ 628](#)
[CSNBPTRJ 601](#)
[CSNBPV \(Encrypted PIN Verify\) 629](#)
[CSNBPVJ 633](#)

CSNBRKA (Restrict Key Attribute) [384](#)
 CSNBRKAJ [388](#)
 CSNBRNG (Random Number Generate) [388](#)
 CSNBRNGJ [389](#)
 CSNBRNGL (Random Number Generate Long) [389](#)
 CSNBRNGLJ [391](#)
 CSNBSAD (Symmetric Algorithm Decipher) [455](#)
 CSNBSADJ [461](#)
 CSNBSAE (Symmetric Algorithm Encipher) [462](#)
 CSNBSAEJ [468](#)
 CSNBSKY (Secure Messaging for Keys) [668](#)
 CSNBSKYJ [671](#)
 CSNBSPN (Secure Messaging for PINs) [672](#)
 CSNBSPNJ [676](#)
 CSNBT31I (TR31 Key Import) [843](#)
 CSNBT31IJ [875](#)
 CSNBT31O (TR31 Optional Data Build) [879](#)
 CSNBT31OJ [882](#)
 CSNBT31P (TR31 Key Token Parse) [875](#)
 CSNBT31PJ [879](#)
 CSNBT31R (TR31 Optional Data Read) [882](#)
 CSNBT31RJ [885](#)
 CSNBT31X (Key Export to TR31) [807](#)
 CSNBT31XJ [843](#)
 CSNBTRV (Transaction Validation) [676](#)
 CSNBTRVJ [679](#)
 CSNBUKD
 parameters [435](#)
 CSNBUKD (Unique Key Derive) [434](#)
 CSNBUKDJ [443](#)
 CSNBXEA
 parameters [963](#)
 CSNBXEA (Code Conversion) [963](#)
 CSNBXEAJ [968](#)
 CSNDDSG (Digital Signature Generate) [887](#)
 CSNDDSGJ [892](#)
 CSNDDSV (Digital Signature Verify) [892](#)
 CSNDDSVJ [900](#)
 CSNDEDH (EC Diffie-Hellman) [232](#)
 CSNDEDHJ [245](#)
 CSNDKRC (PKA Key Record Create) [534](#)
 CSNDKRCJ [536](#)
 CSNDKRD (PKA Key Record Delete) [536](#)
 CSNDKRDJ [538](#)
 CSNDKRL (PKA Key Record List) [538](#)
 CSNDKRLJ [540](#)
 CSNDKRR (PKA Key Record Read) [540](#)
 CSNDKRRJ [542](#)
 CSNDKRW (PKA Key Record Write) [542](#)
 CSNDKRWJ [544](#)
 CSNDKTC (PKA Key Token Change) [928](#)
 CSNDKTCJ [930](#)
 CSNDPIC
 format [946](#)
 parameters [946](#)
 required commands [951](#)
 CSNDPICJ [951](#)
 CSNDPICPublic Infrastructure Certificate [945](#)
 CSNDPIM
 format [953](#)
 parameters [953](#)
 required commands [960](#)
 CSNDPIMJ [961](#)
 CSNDPIMPublic Infrastructure Manage [952](#)
 CSNDPKB (PKA Key Token Build) [911](#)
 CSNDPKBJ [927](#)
 CSNDPKD (PKA Decrypt) [374](#)
 CSNDPKDJ [377](#)
 CSNDPKE (PKA Encrypt) [378](#)
 CSNDPKEJ [381](#)
 CSNDPKG
 parameters [903](#)
 CSNDPKG (PKA Key Generate) [901](#)
 CSNDPKGJ [907](#)
 CSNDPKI (PKA Key Import) [908](#)
 CSNDPKIJ [911](#)
 CSNDPKT (PKA Key Translate) [931](#)
 CSNDPKTJ [939](#)
 CSNDPKX (PKA Public Key Extract) [939](#)
 CSNDPKXJ [941](#)
 CSNDRKD (Retained Key Delete) [544](#)
 CSNDRKDJ [546](#)
 CSNDRKL (Retained Key List) [546](#)
 CSNDRKLJ [548](#)
 CSNDRKX (Remote Key Export) [392](#)
 CSNDRKXJ [403](#)
 CSNDSXD (Symmetric Key Export with Data) [409](#)
 CSNDSXDJ [413](#)
 CSNDSYG (Symmetric Key Generate) [413](#)
 CSNDSYGJ [418](#)
 CSNDSYI (Symmetric Key Import) [418](#)
 CSNDSYI2 (Symmetric Key Import2) [422](#)
 CSNDSYI2J [430](#)
 CSNDSYIJ [422](#)
 CSNDSYX (Symmetric Key Export) [404](#)
 CSNDSYXJ [409](#)
 CSNDT34B (TR-34 Bind-Begin) [776](#)
 CSNDT34BJ [781](#)
 CSNDT34C (TR-34 Bind-Complete) [782](#)
 CSNDT34CJ [787](#)
 CSNDT34D (TR-34 Key Distribution) [787](#)
 CSNDT34DJ [797](#)
 CSNDT34R
 format [798](#)
 CSNDT34R callable service [797](#)
 CSNDT34RJ [804](#)
 CSNDTBC (Trusted Block Create) [430](#), [941](#)
 CSNDTBCJ [433](#), [945](#)
 CSU_CMP_WARN_MODE [27](#), [1314](#)
 CSU_DEFAULT_ADAPTER [178](#), [181](#)
 CSU_DEFAULT_DOMAIN [8](#), [9](#)
 CSU_EC_CHECKCURVE [892](#)
 CSU_HCPUACL
 affected verbs [12](#)
 CSU_HCPUAPRT
 affected verbs [13](#)
 CSUAACM
 required commands [106](#)
 usage notes [106](#)
 CSUAACM (Access Control Maintenance) [103](#)
 CSUAACMJ [106](#)
 CSUAAC
 required commands [114](#)
 CSUAAC (Access Control Tracking) [106](#)
 CSUAACJ [114](#)
 CSUACFQ
 STATOHL [115](#)
 STATOHL, output data [165](#)

CSUACFQ (Cryptographic Facility Query) [114](#)
 CSUACFQJ [176](#)
 CSUACFV (Cryptographic Facility Version) [176](#)
 CSUACFVJ [177](#)
 CSUACRA (Cryptographic Resource Allocate) [177](#)
 CSUACRAJ [180](#)
 CSUACRD (Cryptographic Resource Deallocate) [181](#)
 CSUACRDJ [183](#)
 CSUAESDS [512](#), [516](#), [518](#), [520](#), [523](#), [524](#)
 CSUAESLD [521](#)
 CSUALGQ (Log Query) [186](#)
 CSUALGQJ [191](#)
 CSUARNT (Random Number Tests) [196](#)
 CSUARNTJ [198](#)
 CSUCACHE [8](#)
 CSUDESDS [512](#), [527](#), [528](#), [530](#), [532](#), [533](#)
 csulincl.h [20](#)
 CSUPKADS [512](#), [534](#), [536](#), [538](#), [540](#), [542](#)
 current key serial number [605](#)
 current master key
 CMK [515](#)
 current_reference_PAN_data parameter
 PIN Change/Unblock verb [660](#)
 current_reference_PIN_block parameter
 PIN Change/Unblock verb [660](#)
 current_reference_PIN_key parameter
 PIN Change/Unblock verb [660](#)
 current_reference_PIN_profile parameter
 PIN Change/Unblock verb [660](#)
 current-key serial number
 CKSN [620](#)
 CUSP processing rule [448](#), [452](#)
 CV [298](#), [351](#)
 cv_source parameter
 TR31 Key Import verb [847](#)
 CV-KEK [298](#)
 CVARDEC [39](#), [201](#), [249](#), [298](#), [351](#)
 CVARENC [39](#), [201](#), [210](#), [249](#), [298](#), [351](#)
 CVARENThe restrictions for .C [249](#)
 CVARPINE [39](#), [201](#), [249](#), [298](#), [351](#)
 CVARXCVL [39](#), [201](#), [207](#), [249](#), [298](#), [351](#)
 CVARXCVR [39](#), [201](#), [207](#), [249](#), [298](#), [351](#)
 CVV Generate (CSNBCSG)
 format [581](#)
 JNI version [584](#)
 parameters [581](#)
 required commands [583](#)
 CVV Key Combine (CSNBCKC)
 format [585](#)
 parameters [585](#)
 required commands [587](#)
 restrictions [587](#)
 CVV Key Combine (CSNBCKCJ)
 JNI version [588](#)
 CVV Verify (CSNBCSV)
 format [589](#)
 JNI version [591](#)
 parameters [589](#)
 required commands [591](#)
 CVV_key_A_Identifier parameter
 CVV Generate verb [581](#)
 CVV Verify verb [589](#)
 CVV_key_B_Identifier parameter
 CVV Generate verb [581](#)

CVV_key_B_Identifier parameter (*continued*)
 CVV Verify verb [589](#)
 CVV_value parameter
 CVV Generate verb [581](#)
 CVV Verify verb [589](#)
 CVV-1 [581](#), [589](#)
 CVV-2 [581](#), [589](#)
 CVV-3 [581](#), [589](#)
 CVV-4 [581](#), [589](#)
 CVV-5 [581](#), [589](#)
 CVVKEY-A [39](#), [201](#), [298](#), [351](#)
 CVVKEY-B [39](#), [201](#), [298](#), [351](#)

D

daemon
 openCryptoki [1367](#)
 DALL [201](#), [298](#), [351](#)
 data
 deciphering [447](#)
 enciphering [451](#)
 protecting [445](#)
 DATA [39](#), [201](#), [213](#), [216](#), [223](#), [246](#), [248](#), [249](#), [272](#), [273](#), [298](#),
[351](#), [365](#), [404](#), [413](#), [418](#), [448](#), [1187](#)
 data confidentiality [3](#)
 data integrity
 managing [70](#)
 verifying [481](#)
 data key
 export [212](#)
 import [213](#)
 importing [200](#)
 re-encipher [212](#)
 Data Key Export (CSNBKDX)
 format [212](#)
 JNI version [213](#)
 parameters [212](#)
 required commands [213](#)
 restrictions [213](#)
 Data Key Import (CSNBKDM)
 format [213](#)
 JNI version [215](#)
 parameters [214](#)
 required commands [214](#)
 restrictions [214](#)
 usage notes [214](#)
 data parameter
 Diversified Key Generate [216](#)
 Diversified Key Generate2 verb [223](#)
 data structure (
 interval tracking [113](#)
 data structure example of an ACP list [1304](#)
 data structures
 access control point list [1301](#)
 data_array parameter
 Clear PIN Generate Alternate verb [577](#)
 Clear PIN Generate verb [573](#)
 Encrypted PIN Generate verb [592](#)
 Encrypted PIN Verify verb [629](#)
 data_length
 Diversified Key Generate verb [216](#)
 data_length parameter
 Diversified Key Generate2 verb [223](#)
 data_structure parameter

- data_structure parameter (*continued*)
 - PKA Decrypt verb [375](#)
 - PKA Encrypt verb [378](#)
- data_structure_length parameter
 - PKA Decrypt verb [375](#)
 - PKA Encrypt verb [378](#)
- data-encrypting key
 - definition [39](#)
 - generating [1187](#)
 - length [39](#)
- DATA3 [39](#), [201](#), [216](#), [223](#), [246](#), [273](#), [298](#), [351](#), [1187](#)
- DATAM [39](#), [201](#), [216](#), [223](#), [246](#), [248](#), [249](#), [273](#), [298](#), [351](#), [1187](#)
- DATAMV [39](#), [201](#), [216](#), [223](#), [246](#), [249](#), [273](#), [298](#), [351](#)
- dataset_name parameter
 - AES Key Record List verb [521](#)
 - DES Key Record List verb [530](#)
 - PKA Key Record List verb [539](#)
- dataset_name_length parameter
 - AES Key Record List verb [521](#)
 - DES Key Record List verb [530](#)
 - PKA Key Record List verb [539](#)
- DATAXLAT [39](#), [249](#)
- date [115](#)
- day of the week [115](#)
- DDATA [201](#), [298](#), [351](#)
- de-allocating a coprocessor resource [181](#)
- DEB
 - contained files [1334](#)
 - samples [1336](#)
- DEB installation package [1334](#)
- Decimalization tables [559](#)
- DECIPHER [39](#), [201](#), [246](#), [249](#), [273](#), [298](#), [351](#)
- Decipher (CSNBDEC)
 - format [448](#)
 - JNI version [451](#)
 - parameters [448](#)
 - required commands [450](#)
 - restrictions [450](#)
- Decipher processing rule [447](#)
- DEFAULTXX [1303](#)
- DEFAULTXX/DFLTXXXX [1354](#)
- default card [16](#)
- default CCA coprocessor [9](#)
- default installation directory [1334](#)
- default role [1354](#)
- DEFAULT role
 - contents [1303](#)
- derived unique key per transaction
 - DUKPT [620](#)
- DES [288](#), [298](#), [345](#), [372](#), [404](#), [414](#), [419](#), [426](#)
- DES algorithm [31](#), [445](#)
- DES CIPHER keys
 - definition [39](#)
- DES CMK [115](#)
- DES cryptographic key verb [200](#)
- DES cryptography [31](#)
- DES encryption
 - 56-bit [115](#)
 - triple [447](#)
- DES encryption algorithm [448](#)
- DES encryption algorithm processing rule [452](#)
- DES engine [7](#)
- DES external key token format [1003](#)
- DES hardware version [115](#)
- DES internal key token format [997](#)
- DES KDF 01 key token [34](#)
- DES key
 - managing [199](#)
 - questionable [195](#)
 - translation [13](#)
 - usage restrictions [44](#)
- DES key flow [32](#)
- DES Key Record Create (CSNBKRC)
 - format [527](#)
 - JNI version [528](#)
 - parameters [527](#)
 - related information [527](#)
 - required commands [527](#)
 - restrictions [527](#)
- DES Key Record Delete (CSNBKRD)
 - format [528](#)
 - JNI version [529](#)
 - parameters [528](#)
 - related information [529](#)
 - required commands [529](#)
 - restrictions [529](#)
- DES Key Record List (CSNBKRL)
 - format [530](#)
 - JNI version [531](#)
 - parameters [530](#)
 - related information [531](#)
 - required commands [531](#)
- DES Key Record Read (CSNBKRR)
 - format [532](#)
 - JNI version [533](#)
 - parameters [532](#)
 - related information [533](#)
 - required commands [532](#)
 - restrictions [532](#)
- DES Key Record Write (CSNBKRW)
 - format [533](#)
 - JNI version [534](#)
 - parameters [533](#)
 - related information [534](#)
 - required commands [534](#)
 - restrictions [534](#)
- DES key storage [184](#), [511](#)
- DES key storage files [67](#)
- DES key token
 - compliant-tagged [34](#)
- DES key wrapping
 - compliant-tagged method [35](#)
 - enhanced method [35](#)
 - original method [35](#)
- DES key-storage initialization [183](#)
- DES keys
 - generating and exporting [392](#)
- DES NMK [115](#)
- DES OMK [115](#)
- DES transport key [39](#)
- DES verb [76](#)
- DESUSECV variable-length symmetric [1079](#)
- device key [3](#)
- DEXP [201](#), [298](#), [351](#)
- DFLTXXxx [1303](#)
- DFLTXXXX [1354](#)
- digital signature

digital signature (*continued*)
 using [887](#)

Digital Signature Generate (CSNDDSG)
 format [888](#)
 JNI version [892](#)
 parameters [888](#)
 required commands [892](#)
 restrictions [891](#)

digital signature verb [89](#)

Digital Signature Verify (CSNDDSV)
 format [894](#)
 JNI version [900](#)
 parameters [894](#)
 related information [899](#)
 required commands [899](#)
 restrictions [898](#)

digital signatures [887](#)

DIMP [201](#), [298](#), [351](#)

directory server [7](#)

disable ACPs [1354](#)

distributions
 Linux, distribution-specific information [xxxv](#)

Diversified Key Generate (CSNBDKG)
 format [216](#)
 JNI version [222](#)
 parameters [216](#)
 required commands [221](#)
 usage notes [222](#)

Diversified Key Generate2 (CSNBDKG)
 JNI version [227](#)

Diversified Key Generate2 (CSNBDKG2)
 format [223](#)
 parameters [223](#)
 required commands [227](#)
 usage notes [227](#)

Diversify Directed Key (CSNBDDK)
 format [228](#)
 JNI version [232](#)
 parameters [228](#)
 required commands [231](#)

DK (Deutsche Kreditwirtschaft) [681](#)

DK Deterministic PIN Generate (CSNBDDPG)
 format [682](#)
 JNI version [688](#)
 parameters [683](#)
 required commands [688](#)
 usage notes [688](#)

DK Migrate PIN (CSNBDMPP)
 format [689](#)
 parameters [689](#)
 required commands [693](#)
 usage notes [694](#)

DK Migrate PIN (CSNBDMPPJ)
 JNI version [694](#)

DK PAN Modify in Transaction (CSNBDMPT)
 format [695](#)
 JNI version [701](#)
 parameters [695](#)
 required commands [700](#)
 usage notes [701](#)

DK PAN Translate (CSNBPDPT)
 format [702](#)
 JNI version [707](#)
 parameters [702](#)

DK PAN Translate (CSNBPDPT) (*continued*)
 required commands [707](#)
 usage notes [707](#)

DK PIN Change (CSNBPDPC)
 format [709](#)
 JNI version [720](#)
 parameters [709](#)
 required commands [720](#)
 usage notes [720](#)

DK PIN methods [681](#)

DK PIN Verify (CSNBPDV)
 format [721](#)
 JNI version [724](#)
 parameters [721](#)
 required commands [724](#)
 usage notes [724](#)

DK PRW Card Number Update (CSNBPDNU)
 format [725](#)
 JNI version [730](#)
 parameters [725](#)
 required commands [730](#)
 usage notes [730](#)

DK PRW Card Number Update2 (CSNBDCU2)
 format [732](#)
 JNI version [738](#)
 parameters [732](#)
 required commands [738](#)
 usage notes [738](#)

DK PRW CMAC Generate (CSNBPDPCG)
 format [739](#)
 JNI version [742](#)
 parameters [739](#)
 required commands [742](#)
 usage notes [742](#)

DK Random PIN Generate (CSNBDRPG)
 format [743](#)
 JNI version [748](#)
 parameters [743](#)
 required commands [748](#)
 usage notes [748](#)

DK Random PIN Generate2 (CSNBDRG2)
 format [749](#)
 parameters [749](#)
 required commands [754](#)

DK Random PIN Generate2 (CSNBDRG2J)
 JNI version [754](#)

DK Regenerate PRW (CSNBDRP)
 format [755](#)
 JNI version [760](#)
 parameters [756](#)
 required commands [760](#)
 usage notes [760](#)

DKYGENKY [39](#), [201](#), [216](#), [223](#), [249](#), [298](#), [351](#)

DKYGENKY variable-length symmetric [1084](#)

DKYL0 [201](#), [298](#), [351](#)

DKYL1 [201](#), [351](#)

DKYL2 [201](#), [351](#)

DKYL3 [201](#), [351](#)

DKYL4 [201](#), [351](#)

DKYL5 [201](#), [351](#)

DKYL6 [201](#), [351](#)

DKYL7 [201](#), [351](#)

DMAC [201](#), [298](#), [351](#)

DMKEY [201](#), [298](#), [351](#)

- DMPIN [201](#), [298](#), [351](#)
- DMV [201](#), [298](#), [351](#)
- DOM-CONT [142](#)
- DOM-CONT operational key parts
 - output data format [142](#)
- DOM-NUMS [142](#)
- DOM-NUMS operational key parts
 - output data format [142](#)
- DOM-USAG [142](#)
- DOM-USAG operational key parts
 - output data format [142](#)
- domain
 - default role [1354](#)
- domain selection capabilities
 - any domain configuration [8](#), [9](#)
 - single domain configuration [8](#), [9](#)
- DOUBLE [201](#), [249](#), [298](#), [351](#), [414](#)
- double length key [35](#)
- double-length key
 - multiple decipherment [1251](#)
 - multiple encipherment [1250](#)
 - TDES [66](#)
 - Triple-DES [66](#)
 - using [39](#)
- DOUBLE-O [249](#), [298](#)
- DPVR [201](#), [298](#), [351](#)
- DUKPT
 - derived unique key per transaction [620](#)
- DUKPT-BH [596](#)
- DUKPT-IP [596](#), [629](#)
- DUKPT-OP [596](#)
- dynamic RAM (DRAM) memory
 - size [115](#)

E

- EBCDIC conversion [963](#)
- EC Diffie-Hellman
 - key agreement models [68](#)
- EC Diffie-Hellman (CSNDEDH)
 - format [237](#)
 - JNI version [245](#)
 - parameters [237](#)
 - required commands [243](#)
 - restrictions [243](#)
- EC level
 - coprocessor [115](#)
- ECB processing rule [457](#), [464](#)
- ECB wrapping of DES keys [35](#)
- ECC
 - Elliptic Curve Cryptography [87](#), [232](#)
- ECC key [887](#), [892](#)
- ECC key token [1103](#), [1139](#)
- ECC-PAIR [913](#)
- ECC-PUBL [913](#)
- ECC-VER0 [913](#)
- ECC-VER1 [913](#)
- ECDH protocol [232](#)
- ECDSA [87](#), [887](#), [888](#), [892](#), [894](#)
- ECDSA algorithm [87](#)
- ECI-1 [601](#)
- ECI-2 PIN block format [555](#), [1222](#)
- ECI-3 PIN block format [555](#), [1222](#)
- ECI-4 [601](#)

- edition 2017
 - second edition for CCA 5.2 [xxxv](#)
- edition 2018 [xxxiv](#)
- edition 2020 [xxxi](#)
- electronic code book (ECB) [445](#), [1248](#)
- Electronic Code Book (ECB)
 - Symmetric Algorithm Decipher [455](#)
 - Symmetric Algorithm Encipher [462](#)
- Elliptic Curve Cryptography
 - ECC [87](#)
- Elliptic Curve Cryptography (ECC)
 - key token [88](#), [89](#), [91](#), [184](#), [513](#), [887](#), [888](#), [892](#), [901](#), [908](#), [909](#), [911](#), [913](#), [1102](#)
- Elliptic Curve Diffie-Hellman [232](#)
- Elliptic Curve Digital Signature Algorithm (ECDSA) [87](#), [888](#), [894](#)
- elliptic curve domain parameters [232](#)
- elliptic curve type
 - Brainpool [232](#)
 - Prime [232](#)
- EMV 2000 [216](#), [223](#)
- EMV MAC smart card standard [1246](#)
- EMVCRT [933](#)
- EMVDDA [933](#)
- EMVDDAE [933](#)
- EMVMAC [490](#), [498](#)
- EMVMACD [490](#), [498](#)
- enable ACPs [1354](#)
- ENC-ZERO [283](#), [284](#), [288](#), [293](#)
- ENCIPHER [39](#), [201](#), [246](#), [249](#), [273](#), [298](#), [351](#)
- Encipher (CSNBENC)
 - format [452](#)
 - JNI version [455](#)
 - parameters [452](#)
 - required commands [455](#)
 - restrictions [455](#)
- Encipher processing rule [451](#)
- enciphered_key parameter
 - Symmetric Key Export verb [404](#)
 - Symmetric Key Import2 verb [426](#)
- enciphered_key_length parameter
 - Symmetric Key Export verb [404](#)
- enciphered_text parameter
 - Secure Messaging for Keys verb [669](#)
 - Secure Messaging for PINs verb [672](#)
- ENCRYPT [566](#), [709](#), [721](#), [725](#), [732](#), [739](#), [743](#), [749](#), [756](#)
- encrypt zeros AES-key verification [1235](#)
- encrypt zeros DES-key verification [1235](#)
- encrypted key [39](#)
- Encrypted PIN Generate (CSNBEPG)
 - format [592](#)
 - JNI version [596](#)
 - parameters [592](#)
 - required commands [595](#)
 - restrictions [595](#)
- Encrypted PIN Translate (CSNBPTR)
 - extraction rules [1223](#)
 - format [596](#)
 - JNI version [601](#)
 - parameters [596](#)
 - required commands [600](#)
 - usage notes [601](#)
- Encrypted PIN Translate Enhanced (CSNBPTRE)
 - format [621](#)

Encrypted PIN Translate Enhanced (CSNBPTRE) *(continued)*
 JNI version [628](#)
 parameters [621](#)
 required commands [627](#)
 usage notes [628](#)
 Encrypted PIN Translate2
 format [605](#), [619](#)
 JNI version [619](#)
 parameters [605](#)
 required commands [613](#)
 restrictions [613](#)
 Encrypted PIN Translate2 (CSNBPTR2) [602](#), [605](#)
 Encrypted PIN Verify (CSNBPVVR)
 extraction rules [1223](#)
 format [629](#)
 JNI version [633](#)
 parameters [629](#)
 related information [633](#)
 required commands [633](#)
 encrypted_PIN_block parameter
 Clear PIN Encrypt verb [570](#)
 Clear PIN Generate Alternate verb [577](#)
 Encrypted PIN Generate verb [592](#)
 Encrypted PIN Verify verb [629](#)
 encryption algorithm processing rule
 AES [457](#), [464](#)
 DES [448](#), [452](#)
 encryption_master_key parameter
 PIN Change/Unblock verb [660](#)
 ENH-ONLY [201](#), [216](#), [223](#), [298](#), [345](#), [351](#), [367](#), [372](#), [414](#),
[419](#), [426](#)
 enhanced PIN security mode [557](#)
 entry point [16](#)
 entry point name
 prefix [16](#)
 entry-point names [16](#)
 Environment Identifier (EID) [115](#)
 environment variable
 CSU_DEFAULT_ADAPTER [178](#), [181](#)
 CSU_DEFAULT_DOMAIN [8](#), [9](#)
 CSU_EC_CHECKCURVE [892](#)
 CSU_HCPUACLR [12](#), [507](#)
 CSU_HCPUAPRT [12](#)
 CSUAESDS [512](#), [518](#), [520](#), [523](#), [524](#)
 CSUAESLD [521](#)
 CSUCACHE [8](#)
 CSUDESDS [512](#), [516](#), [527](#), [528](#), [530](#), [532](#), [533](#)
 CSUPKADS [512](#), [534](#), [536](#), [538](#), [540](#), [542](#)
 key storage [1343](#)
 PATH [23](#)
 EPB [683](#), [689](#)
 EPINGEN [201](#), [298](#), [351](#)
 EPINGENA [39](#), [201](#), [298](#), [351](#)
 EPINVER [201](#), [298](#), [351](#)
 epoch certificate
 panel.exe [1356](#)
 establishing master keys [99](#)
 Europay padding rule [489](#)
 EVEN [388](#), [390](#)
 even parity [275](#), [388](#), [390](#)
 EX [249](#), [414](#)
 EX key form [1187](#)
 EXEX [201](#), [249](#), [298](#), [351](#)
 EXEX key form [1189](#)
 exit_data parameter [18](#)
 exit_data_length parameter [18](#)
 expiration_date parameter
 CVV Generate verb [581](#)
 CVV Verify verb [589](#)
 EXPORT [201](#), [298](#), [351](#)
 exportability parameter
 TR31 Key Token Parse verb [876](#)
 Exportable (EX) key form [266](#)
 exportable key
 generating [1187](#)
 exportable key form [32](#), [249](#)
 EXPORTER [39](#), [201](#), [246](#), [249](#), [273](#), [298](#), [351](#), [365](#)
 exporter key encrypting key
 any DES key [246](#)
 exporter_key_encrypting_key [212](#)
 exporter_key_identifier parameter
 Data Key Export verb [212](#)
 Key Export verb [246](#)
 exporting DES keys [392](#)
 EXTWAKW [933](#)
 EXTERNAL [298](#), [351](#)
 External AESKW key format [1154](#)
 external key [293](#)
 external key token
 DES [1003](#)
 PKA
 RSA private [1113](#)
 verbs [33](#)
 external RKX DES key tokens [1004](#)
 extraction rules, PIN [1223](#)

F
 FCV
 function control vector [115](#), [407](#), [1377](#), [1387](#)
 feature coexistence [1343](#)
 files
 hikmNativeNumber.html [22](#)
 key storage [67](#)
 financial services support for DK [681](#)
 financial services verbs [549](#)
 FIPS-RNT [197](#)
 FIRST [275](#), [276](#), [279](#), [483](#), [486](#), [490](#), [498](#), [505](#), [508](#)
 fixed-length key token
 AES, internal token [998](#)
 flash EPROM memory
 size [115](#)
 form parameter
 Random Number Generate verb [388](#)
 format control [557](#)
 formats
 PIN [71](#)
 formatting hashes and keys [1255](#)
 FPE Decipher (CSNBFPEP)
 format [635](#)
 JNI version [641](#)
 parameters [635](#)
 required commands [641](#)
 usage notes [641](#)
 FPE Encipher (CSNBFPEE)
 format [642](#)
 JNI version [648](#)
 parameters [642](#)

FPE Encipher (CSNBFPEE) (*continued*)
 required commands [648](#)
 usage notes [648](#)
FPE Translate (CSNBFPET)
 format [650](#)
 JNI version [656](#)
 parameters [650](#)
 required commands [656](#)
 usage notes [656](#)
freshness_indicator parameter
 TR-34 Key Distribution verb [789](#)
freshness_indicator_length parameter
 TR-34 Key Distribution verb [789](#)
function control vector
 clear [1303](#)
 FCV [115](#), [407](#), [1377](#), [1387](#)
 load [1303](#)
functional overview
 CCA [3](#)
functions
 panel.exe [1350](#)

G

Galois/Counter Mode
 GCM [455](#)
Galois/Counter Mode (GCM) [446](#)
GBP-PIN [201](#), [298](#), [351](#), [592](#), [629](#)
GBP-PIN algorithm [629](#)
GBP-PINO [201](#), [298](#), [351](#)
GCM
 Galois/Counter Mode [455](#)
GCM)
 Galois/Counter Mode [446](#)
general format variable-length symmetric [1006](#)
GENERATE [284](#), [288](#), [293](#), [304](#), [677](#)
generated_key_identifier
 Diversified Key Generate verb [216](#)
generated_key_identifier parameter
 PKA Key Generate verb [903](#)
generated_key_identifier_1 parameter
 Key Generate verb [249](#)
 Key Generate2 verb [260](#)
generated_key_identifier_1_length parameter
 Key Generate2 verb [260](#)
generated_key_identifier_2 parameter
 Key Generate verb [249](#)
 Key Generate2 verb [260](#)
generated_key_identifier_2_length parameter
 Key Generate2 verb [260](#)
generated_key_identifier_length parameter
 PKA Key Generate verb [903](#)
generated_key_identifier1 parameter
 Diversified Key Generate2 verb [223](#)
generated_key_identifier2 parameter
 Diversified Key Generate2 verb [223](#)
generating DES keys [392](#)
generating keys
 PCI-HSM 2016 compliance mode [1307](#)
generating_key_identifier
 Diversified Key Generate verb [216](#)
generating_key_identifier parameter
 Diversified Key Generate2 verb [223](#)
German Banking Pool PIN algorithm [1225](#)

GET-UDX [115](#), [149](#)
GETCOMP [142](#)

H

hardware requirements xxxvi
Hardware Security Module (HSM) [68](#)
hash algorithm [13](#)
hash formats
 PKCS #1 [1256](#)
hash formatting [1255](#)
hash message authentication code
 HMAC [493](#)
hash parameter
 Digital Signature Generate verb [888](#)
 Digital Signature Verify verb [894](#)
 One-Way Hash verb [508](#)
hash pattern [150](#), [152](#), [155](#), [159](#), [161](#)
hash_length parameter
 Digital Signature Generate verb [888](#)
 Digital Signature Verify verb [894](#)
 One-Way Hash verb [508](#)
hashing [71](#)
hashing functions [71](#)
hashing method [953](#)
hashing verb [76](#)
HCPUACL [178](#), [181](#)
HCPUAPT [178](#), [181](#)
HEX-8 [490](#), [498](#)
HEX-9 [490](#), [498](#)
HEXDIGIT [577](#)
HEXDIGIT PIN extraction method keyword [555](#)
High-performance secure AES keys [13](#)
High-performance secure DES keys [13](#)
hikmNativeNumber [22](#)
hikmNativeNumber.html file [22](#)
HMAC
 hash message authentication code [493](#)
 Key Token Build2 [303](#)
HMAC algorithm [35](#)
HMAC Generate (CSNBHMG)
 usage notes [485](#)
HMAC Generate (CSNBHMG)
 format [483](#)
 JNI version [486](#)
 parameters [483](#)
 related information [486](#)
 required commands [485](#)
 restrictions [485](#)
HMAC key
 managing [199](#)
 variable-length [348](#)
HMAC key length [266](#), [344](#), [485](#), [489](#)
HMAC keys
 definition [39](#)
HMAC MAC variable-length symmetric [1045](#)
HMAC verb [76](#)
HMAC Verify (CSNBHMG)
 format [486](#)
 JNI version [489](#)
 parameters [486](#)
 required commands [488](#)
 usage notes [489](#)
HMAC Verify (CSNBHMG)

HMAC Verify (CSNBHMV) (continued)
related information [489](#)

HMACVER [39](#)

host CPU acceleration [448](#), [452](#), [490](#), [497](#)

HSM modes [25](#), [26](#)

I

I-CBC [470](#)

I-CUSP :390-only [470](#)

I-ECB [470](#)

I-IPS :390-only [470](#)

I-X923 [470](#)

IBM 3624 [573](#), [629](#)

IBM 4700 Encrypting PINPAD [1222](#)

IBM Crypto Express5 feature [xxxv](#)

IBM Crypto Express6 feature [xxxv](#)

IBM Crypto Express7 feature [xxxv](#)

IBM GBP [629](#)

IBM HSM modes

HSM modes [26](#)

IBM-PIN [201](#), [298](#), [351](#), [592](#), [629](#)

IBM-PIN algorithm [629](#)

IBM-PINO [201](#), [298](#), [351](#), [577](#), [629](#)

IBM-PINO algorithm [629](#)

ICV

initial chaining value [455](#)

ICV selection processing rule

continue [448](#), [452](#), [457](#), [464](#)

initial [448](#), [452](#), [457](#), [464](#)

identifying key tokens for conversion [1318](#)

IEKYXLAT [39](#)

IKEK-AES [288](#), [909](#)

IKEK-DES [288](#), [909](#)

IKEK-PKA [288](#)

IKEY-AES [470](#)

IKEY-DES [470](#)

IKEYXLAT [39](#), [201](#), [246](#), [249](#), [273](#), [298](#), [351](#), [365](#)

IM [249](#), [414](#)

IM key form [1187](#)

IMEX [201](#), [249](#), [298](#), [351](#)

IMEX key form [1188](#)

IMIM [201](#), [249](#), [298](#), [351](#)

IMP-PKA [39](#), [246](#)

IMPORT [201](#), [298](#), [351](#)

Importable (IM) key form [266](#)

importable key

generating [1187](#)

importable key form [32](#), [249](#)

IMPORTER [39](#), [201](#), [214](#), [246](#), [249](#), [273](#), [298](#), [351](#), [365](#)

importer key-encrypting key [39](#)

importer_key_identifier

PKA Key Import verb [909](#)

importer_key_identifier parameter

Data Key Import verb [214](#)

Key Import verb [273](#)

imprint mode - HSM [25](#)

INACTIVE [431](#), [943](#)

INBK PIN [573](#)

INBK-PIN [201](#), [298](#), [351](#), [592](#), [629](#)

Information Protection System (IPS)

Decipher [447](#)

Encipher [451](#)

INITIAL [470](#)

initial chaining value

ICV [455](#)

initial processing rule [448](#), [452](#), [457](#), [464](#)

initialization_vector parameter

Cryptographic Variable Encipher verb [210](#)

Decipher verb [448](#)

Encipher verb [452](#)

Secure Messaging for Keys verb [669](#)

Secure Messaging for PINs verb [672](#)

Symmetric Algorithm Decipher verb [457](#)

Symmetric Algorithm Encipher verb [464](#)

initialization_vector_length parameter

Symmetric Algorithm Decipher verb [457](#)

Symmetric Algorithm Encipher verb [464](#)

initializing key storage [183](#)

input_block_identifier parameter

Trusted Block Create verb [431](#), [943](#)

input_block_identifier_length parameter

Trusted Block Create verb [431](#), [943](#)

input_freshness_indicator parameter

TR-34 Key Receive verb [799](#)

input_freshness_indicator_length parameter

TR-34 Key Receive verb [799](#)

input_KEK_key_identifier

Key Translate2 verb [367](#)

input_KEK_key_identifier parameter

Key Translate verb [365](#)

input_KEK_key_identifier_length

Key Translate2 verb [367](#)

input_key_identifier parameter

Secure Messaging for Keys verb [669](#)

input_key_token

Key Translate2 verb [367](#)

input_key_token parameter

Key Translate verb [365](#)

input_key_token_length

Key Translate2 verb [367](#)

input_PAN_data parameter

Secure Messaging for PINs verb [672](#)

input_PIN_block parameter

Encrypted PIN Translate verb [596](#)

Secure Messaging for PINs verb [672](#)

input_PIN_encrypting_key_identifier parameter

Encrypted PIN Translate verb [596](#)

Encrypted PIN Verify verb [629](#)

input_PIN_profile parameter

Encrypted PIN Translate verb [596](#)

Encrypted PIN Verify verb [629](#)

Secure Messaging for PINs verb [672](#)

input_token parameter

TR-34 Bind-Begin [777](#)

TR-34 Bind-Complete verb [783](#)

TR-34 Key Receive verb [799](#)

input_token_length parameter

TR-34 Bind-Begin [777](#)

TR-34 Bind-Complete verb [783](#)

TR-34 Key Receive verb [799](#)

installation directory [1334](#)

installation instructions [1333](#)

INTDWAKW [933](#)

Interbank PIN [76](#), [551](#), [573](#), [629](#)

intermediate PIN-block (IPB) [1220](#)

INTERNAL [298](#), [304](#), [351](#)

internal key token

internal key token (*continued*)

AES [997](#)

AES, fixed-length [998](#)

definition [33](#)

DES [997](#), [1000](#)

PKA

RSA private [1115](#), [1137](#), [1138](#)

interval tracking (

data structure [113](#)

intrusion latch [115](#)

IPB (intermediate PIN-block) [1220](#)

IPINENC [39](#), [201](#), [246](#), [249](#), [273](#), [298](#), [351](#)

IPINENC key type [596](#)

IPKCSPAD [470](#)

IPS processing rule [448](#), [452](#)

ISO 16609 TDES MAC [1247](#)

ISO 9796 [894](#)

ISO 9796-1 [887](#)

ISO format 0 [554](#), [1220](#)

ISO format 1 [554](#), [1220](#)

ISO format 2 [1220](#)

ISO format 3 [1220](#)

ISO format 4 [1221](#)

ISO format3 [554](#)

ISO-0 PIN block format [555](#), [1220](#)

ISO-1 PIN block format [555](#), [1220](#)

ISO-2 PIN block format [555](#), [1220](#)

ISO-3 PIN block format [555](#), [1220](#)

ISO-4 PIN block format [555](#), [1221](#)

ISO-9796 [888](#)

ITER-38 [903](#)

ivp.e [1345](#)

J

Java

data types [22](#)

entry point names [22](#)

environment [23](#)

tested versions [23](#)

Java byte code

running [24](#)

Java interaction [3](#)

Java native interface [21](#)

Java Native Interface

JNI [23](#)

Java Native Interface (JNI)

byte code [23](#)

JNI

Java Native Interface [23](#)

sample code [22](#)

sample modules [22](#)

K

KAT [197](#)

KDF in counter mode [35](#)

kdk_identifier parameter

Diversify Directed Key verb [228](#)

kdk_identifier_length parameter

Diversify Directed Key verb [228](#)

kek_key_identifier parameter

Control Vector Translate verb [207](#)

kek_key_identifier parameter (*continued*)

Key Test Extended verb [294](#)

KEK_key_identifier parameter

Prohibit Export Extended verb [383](#)

KEK_key_identifier_1 parameter

Key Generate verb [249](#)

KEK_key_identifier_2 parameter

Key Generate verb [249](#)

key

AES master key [39](#)

AES transport [39](#)

asymmetric master key [39](#)

CIPHER [39](#)

clear [15](#)

clear key [39](#)

control vector [31](#), [39](#)

data key

export [212](#)

importing [200](#)

re-enciphering [212](#)

DECIPHER [39](#)

DES exporter key-encrypting [39](#)

DES transport [39](#)

double length [35](#)

double-length [1188](#), [1189](#)

ENCIPHER [39](#)

generating

encrypted [248](#)

HMAC [39](#)

key-encrypting [39](#)

MAC [39](#)

multiple decipherment/encipherment [1248](#)

NOCV importers and exporters [39](#)

pair [1188](#), [1189](#)

parity [200](#)

PIN [39](#)

PIN-encrypting key [596](#)

protected [16](#)

protecting data [445](#)

re-encipher [272](#)

re-enciphering [246](#)

single-length [1187](#), [1188](#)

symmetric master key [39](#)

translated [13](#), [15](#)

triple length DES [35](#)

VISA PVV [576](#)

KEY [298](#), [351](#)

key agreement models

EC Diffie-Hellman [68](#)

key bundling requirements [95](#)

key cache [8](#)

key cache, host side [8](#)

key completeness [173](#)

Key Derivation Function (KDF) [35](#)

key derivation wrapping [35](#)

key encrypting key

distribution [69](#)

exporter [246](#)

new [13](#)

key encrypting key variant

definition [32](#)

key export [384](#)

Key Export (CSNBKEX)

format [246](#)

Key Export (CSNBKEX) *(continued)*

JNI version [248](#)
parameters [246](#)
required commands [248](#)
restrictions [247](#)
usage notes [248](#)

Key Export to TR31 (CSNB31X)

format [809](#)
JNI version [843](#)
parameters [809](#)
required commands [840](#)
restrictions [839](#)

key form

combinations for a key pair [256](#)
combinations with key type [256](#)
exportable [32](#)
importable [32](#)
operational [32](#)

key form bits [1200](#)

key formats [997](#)

key formatting [1255](#)

key forms

Exportable (EX) [266](#)
Importable (IM) [266](#)
Operational (OP) [266](#)

key functions [15](#)

Key Generate (CSNBKGN)

format [249](#)
JNI version [258](#)
parameters [249](#)
required commands [256](#)
usage notes [256](#)
using [1187](#)

Key Generate2

key forms [266](#)
key types [266](#)

Key Generate2 (CSNBKGN2)

format [260](#)
JNI version [272](#)
parameters [260](#)
required commands [265](#)
usage notes [266](#)

key generating key

definition [39](#)

key identifier

definition [90](#)

PKA [90](#)

key identifier parameter

Clear Key Import verb [200](#)

Key Import (CSNBKIM)

format [273](#)
JNI version [275](#)
parameters [273](#)
required commands [274](#)
restrictions [274](#)
usage notes [274](#)

key label [7](#), [19](#), [90](#), [210](#), [246](#), [511](#), [512](#)

key length [163](#), [173](#)

key management

PKA [89](#)

key pair [256](#)

key pair generation [1247](#)

key part [192](#), [193](#), [293](#)

Key Part Import (CSNBKPI)

Key Part Import (CSNBKPI) *(continued)*

format [276](#)
JNI version [278](#)
parameters [276](#)
required commands [278](#)
restrictions [278](#)

Key Part Import2 (CSNBKPI2)

format [279](#)
JNI version [282](#)
parameters [280](#)
required commands [282](#)
restrictions [281](#)
usage notes [282](#)

key part register [163](#), [173](#)

key part register hash [163](#), [173](#)

key record

 caching [8](#)

key rule [284](#)

key separation [31](#)

key storage

 environment variables [512](#)

 Linux on Z [513](#)

key storage file

 managing AES and DES [67](#)

Key Storage Initialization (CSNBKSI)

format [184](#)

JNI version [186](#)

parameters [184](#)

required commands [185](#)

restrictions [185](#)

key storage mechanisms [511](#)

key storage re-encipher

 panel.exe [1354](#)

key subtype

 list [39](#)

 specified by rule_array [39](#)

Key Test (CSNBKYT)

format [284](#)

JNI version [287](#)

parameters [284](#)

required commands [287](#)

usage notes [287](#)

Key Test Extended (CSNBKYTX)

format [294](#)

JNI version [297](#)

parameters [294](#)

required commands [296](#)

restrictions [296](#)

usage notes [296](#)

Key Test2 (CSNBKYT2)

format [288](#)

JNI version [292](#)

parameters [288](#)

required commands [292](#)

restrictions [292](#)

usage notes [292](#)

key token

 AES [998](#)

 AES CIPHER variable-length symmetric [1023](#)

 AES DESUSECV variable-length symmetric [1079](#)

 AES DKYGENKY variable-length symmetric [1084](#)

 AES EXPORTER and IMPORTER variable-length

 symmetric [1056](#)

 AES MAC variable-length symmetric [1034](#)

key token (*continued*)

- AES SECMMSG variable-length symmetric [1095](#)
- compliant-tagged [34](#), [91](#)
- definition [33](#)
- DES
 - external [997](#), [1003](#)
 - internal [997](#)
 - null [997](#), [998](#)
- DES internal [1000](#)
- ECC [1139](#)
- Elliptic Curve Cryptography (ECC) [88](#), [89](#), [91](#), [184](#), [513](#), [887](#), [888](#), [892](#), [901](#), [908](#), [909](#), [911](#), [913](#), [1102](#)
- external [19](#), [33](#)
- fixed-length [998](#)
- HMAC MAC variable-length symmetric [1045](#)
- internal [19](#), [33](#), [91](#)
- null [33](#)
- null key token [91](#)
- operational [19](#)
- PINCALC variable-length symmetric [1068](#)
- PINPROT variable-length symmetric [1068](#)
- PINPRW variable-length symmetric [1068](#)
- PKA
 - null [1103](#)
 - RSA 1024-bit modulus-exponent private [1117](#)
 - RSA 1024-bit private internal [1137](#), [1138](#)
 - RSA 4096-bit modulus-exponent private [1122](#)
 - RSA private [1113](#), [1117](#)
 - RSA private external [1113](#)
 - RSA private internal [1115](#)
 - RSA public [1112](#)
 - variable Modulus-Exponent [1138](#)
- PKA external [91](#)
- QSA [1148](#)
- symmetric [1005](#)
- symmetric, fixed-length [998](#)
- variable-length [1005](#)
- variable-length symmetric general format [1006](#)
- verbs [33](#)

Key Token Build (CSNBKTB)

- format [297](#)
- JNI version [302](#)
- parameters [298](#)
- usage notes [302](#)

Key Token Build2

- AES [303](#)
- HMAC [303](#)

Key Token Build2 (CSNBKTB2)

- usage notes [344](#)

Key Token Build2 (CSNBKTB2)

- format [303](#)
- JNI version [344](#)
- keywords [309](#)
- parameters [304](#)
- restrictions [344](#)

Key Token Change (CSNBKTC)

- format [345](#)
- JNI version [347](#)
- parameters [345](#)
- required commands [347](#)

Key Token Change2 (CSNBKTC2)

- format [348](#)
- JNI version [350](#)
- parameters [348](#)

Key Token Change2 (CSNBKTC2) (*continued*)

- required commands [350](#)
- restrictions [350](#)

Key Token Parse (CSNBKTP)

- format [351](#)
- JNI version [354](#)
- parameters [351](#)
- usage notes [354](#)

Key Token Parse2 (CSNBKTP2)

- format [355](#)
- JNI version [364](#)
- parameters [355](#)
- required commands [363](#)
- usage notes [364](#)

key tokens

- becoming compliant-tagged [1319](#)
- compliant-tagged [1318](#)
- PCI-HSM 2016 compliant
 - restrictions [1311](#)
- PKA
 - number representation [1107](#)

Key Translate (CSNBKTR)

- format [364](#)
- JNI version [366](#)
- parameters [365](#)
- required commands [365](#)
- restrictions [365](#)

Key Translate2 (CSNBKTR2)

- format [367](#)
- JNI version [371](#)
- parameters [367](#)
- required commands [370](#)
- restrictions [370](#)

key translation cache [13](#)

key type

- list [39](#)

key type 1 [1188](#), [1189](#)

key type 2 [1188](#), [1189](#)

Key type vectors [1211](#)

key types

- triple-length TDES keys [66](#)

key usage field

- must be equal, KUF-MBE [223](#)
- must be permitted, KUF-MBP [223](#)

key verification pattern

- KVP [288](#)

key wrapping

- AES [35](#)
- definition [35](#)
- DES [35](#)
- double length key [35](#)
- ECB wrapping of DES keys [35](#)
- electronic code book [35](#)
- enhanced CBC [35](#)
- wrapping key derivation [35](#)

key_A_identifier parameter

- CVV Key Combine verb [585](#)

key_B_identifier parameter

- CVV Key Combine verb [585](#)

key_bit_length parameter

- EC Diffie-Hellman verb [237](#)

key_block_length parameter

- TR31 Key Token Parse verb [876](#)

key_block_version parameter

key_block_version parameter (*continued*)
 TR31 Key Token Parse verb [876](#)
 key_encrypting_key_identifier parameter
 Key Test2 verb [288](#)
 Restrict Key Attribute verb [384](#)
 Secure Messaging for Keys verb [669](#)
 Symmetric Key Generate verb [414](#)
 key_encrypting_key_identifier_1 parameter
 Key Generate2 verb [260](#)
 key_encrypting_key_identifier_1_length parameter
 Key Generate2 verb [260](#)
 key_encrypting_key_identifier_2 parameter
 Key Generate2 verb [260](#)
 key_encrypting_key_identifier_2_length parameter
 Key Generate2 verb [260](#)
 key_encrypting_key_identifier_length parameter
 Restrict Key Attribute verb [384](#)
 key_form parameter
 Key Generate verb [249](#)
 key_generation_data parameter
 PIN Change/Unblock verb [660](#)
 key_hash_algorithm parameter
 Key Token Parse2 verb [355](#)
 key_identifier
 Diversified Key Generate [216](#)
 key_identifier parameter
 AES Key Record Delete verb [519](#)
 Clear Key Import verb [200](#)
 Decipher verb [448](#)
 Diversified Key Generate2 verb [223](#)
 Encipher verb [452](#)
 HMAC Generate verb [483](#)
 HMAC Verify verb [486](#)
 Key Part Import verb [276](#)
 Key Test Extended verb [294](#)
 Key Test verb [284](#)
 Key Test2 verb [288](#)
 Key Token Change verb [345](#)
 Key Token Change2 verb [348](#)
 MAC Generate verb [490](#)
 MAC Generate2 verb [494](#)
 MAC Verify verb [498](#)
 MAC Verify2 verb [501](#)
 PKA Key Token Change verb [928](#)
 Prohibit Export verb [382](#)
 Restrict Key Attribute verb [384](#)
 Symmetric Algorithm Decipher verb [457](#)
 Symmetric Algorithm Encipher verb [464](#)
 key_identifier_length parameter
 HMAC Generate verb [483](#)
 HMAC Verify verb [486](#)
 PKA Key Token Change verb [928](#)
 Restrict Key Attribute verb [384](#)
 Symmetric Algorithm Decipher verb [457](#)
 Symmetric Algorithm Encipher verb [464](#)
 key_label parameter
 AES Key Record Create verb [517](#)
 AES Key Record List verb [521](#)
 AES Key Record Read verb [523](#)
 AES Key Record Write verb [525](#)
 DES Key Record Create verb [527](#)
 DES Key Record Delete verb [528](#)
 DES Key Record List verb [530](#)
 DES Key Record Read verb [532](#)
 DES Key Record Write verb [533](#)
 Key Token Build verb [298](#)
 Key Token Parse verb [351](#)
 Key Token Parse2 verb [355](#)
 PKA Key Record Create verb [535](#)
 PKA Key Record Write verb [543](#)
 PKA Key Token Build verb [913](#)
 key_label_mask parameter
 Retained Key List verb [547](#)
 key_labels parameter
 Retained Key List verb [547](#)
 key_labels_count parameter
 Retained Key List verb [547](#)
 key_length parameter
 Key Generate verb [249](#)
 key_material_state parameter
 Key Token Parse2 verb [355](#)
 key_name parameter
 Key Token Build2 verb [304](#)
 Key Token Parse2 verb [355](#)
 Symmetric Key Import2 verb [426](#)
 key_name_1 parameter
 Key Generate2 verb [260](#)
 key_name_1_length parameter
 Key Generate2 verb [260](#)
 key_name_2 parameter
 Key Generate2 verb [260](#)
 key_name_2_length parameter
 Key Generate2 verb [260](#)
 key_offset parameter
 Secure Messaging for Keys verb [669](#)
 key_offset_field_length parameter
 Secure Messaging for Keys verb [669](#)
 key_parms parameter
 Symmetric Algorithm Decipher verb [457](#)
 Symmetric Algorithm Encipher verb [464](#)
 key_parms_length parameter
 Symmetric Algorithm Decipher verb [457](#)
 Symmetric Algorithm Encipher verb [464](#)
 key_part parameter
 Key Part Import verb [276](#)
 Master Key Process verb [193](#)
 key_storage_description parameter
 Key Storage Initialization verb [184](#)
 key_storage_description_length parameter
 Key Storage Initialization verb [184](#)
 key_storage_file_name parameter
 Key Storage Initialization verb [184](#)
 key_storage_file_name_length parameter
 Key Storage Initialization verb [184](#)
 key_token parameter
 AES Key Record Create verb [517](#)
 AES Key Record Read verb [523](#)
 AES Key Record Write verb [525](#)
 DES Key Record Read verb [532](#)
 DES Key Record Write verb [533](#)
 Key Token Build verb [298](#)
 Key Token Parse verb [351](#)
 Key Token Parse2 verb [355](#)
 PKA Key Record Create verb [535](#)
 PKA Key Record Write verb [543](#)
 PKA Key Token Build verb [913](#)
 key_token_length parameter
 AES Key Record Create verb [517](#)
 AES Key Record Read verb [523](#)

- key_token_length parameter (*continued*)
 - AES Key Record Write verb [525](#)
 - PKA Key Record Create verb [535](#)
 - PKA Key Record Write verb [543](#)
- key_type parameter
 - Control Vector Generate verb [201](#)
 - Key Export verb [246](#)
 - Key Import verb [273](#)
 - Key Token Build verb [298](#)
 - Key Token Parse verb [351](#)
 - Key Token Parse2 verb [355](#)
- key_type_1 parameter
 - Key Generate verb [249](#)
 - Key Generate2 verb [260](#)
- key_type_2 parameter
 - Key Generate verb [249](#)
 - Key Generate2 verb [260](#)
- key_type_vector parameter
 - Diversify Directed Key verb [228](#)
- key_type_vector_length parameter
 - Diversify Directed Key verb [228](#)
- key_usage parameter
 - TR31 Key Token Parse verb [876](#)
- key_value parameter
 - Key Token Build verb [298](#)
 - Key Token Parse verb [351](#)
- key_value_structure parameter
 - PKA Key Token Build verb [913](#)
- key_value_structure_length parameter
 - PKA Key Token Build verb [913](#)
- key_verification_pattern parameter
 - Key Token Parse2 verb [355](#)
- key_verification_pattern_type parameter
 - Key Token Parse2 verb [355](#)
- key_version_number parameter
 - TR-34 Key Distribution verb [789](#)
 - TR31 Key Token Parse verb [876](#)
- key_wrapping_method parameter
 - Key Token Parse2 verb [355](#)
- KEY-CLR [284](#), [304](#), [457](#), [464](#)
- KEY-CLRD [284](#)
- KEY-ENC [284](#), [293](#)
- KEY-ENCD [284](#), [293](#)
- key-encrypting key
 - exporter [212](#)
- key-half processing [1207](#)
- KEY-KM [284](#), [293](#)
- KEY-MGMT [913](#)
- KEY-NKM [284](#), [293](#)
- KEY-OKM [284](#), [293](#)
- KEY-PART [201](#), [298](#), [351](#)
- key-storage initialization [183](#)
- key-token verification patterns [1234](#)
- key-verification [1233](#)
- Keyed-Hash Message Authentication Code (HMAC)
 - generating [483](#)
 - verifying [486](#)
- KEYGENKY [39](#), [201](#), [216](#), [223](#), [249](#), [298](#), [351](#)
- KEYIDENT [457](#), [464](#)
- KEYLN16 [201](#), [249](#), [351](#), [414](#)
- KEYLN24 [249](#), [298](#), [414](#)
- KEYLN32 [249](#), [414](#)
- KEYLN8 [201](#), [249](#), [298](#), [351](#), [414](#)
- keys

- keys (*continued*)
 - generating in PCI-HSM 2016 compliance mode [1307](#)
- keyvalue parameter
 - PKA Encrypt verb [378](#)
- keyvalue_length parameter
 - PKA Encrypt verb [378](#)
- keyword combinations [39](#)
- KM-ONLY [913](#)
- KUF
 - key usage field [223](#)
- KUF-MBE
 - key usage field must be equal, [223](#)
- KUF-MBP
 - key usage field must be permitted [223](#)
- KVP
 - key verification pattern [288](#)

L

- label parameter
 - PKA Key Record Read verb [541](#)
- LABEL-DL [519](#), [528](#), [537](#)
- LAST [275](#), [276](#), [279](#), [483](#), [486](#), [490](#), [498](#), [505](#), [508](#)
- legacy syntax
 - panel.exe [1349](#)
- libcsulcca.so [20](#)
- Linux
 - distributions xxxv
- LMTD-KEK [39](#), [201](#), [298](#), [351](#)
- load-balancing
 - multi-domain [8](#), [9](#)
- loading a master key [192](#)
- local_enciphered_key_identifier parameter
 - Symmetric Key Generate verb [414](#)
- local_enciphered_key_identifier_length parameter
 - Symmetric Key Generate verb [414](#)
- Log Query (CSUALGQ)
 - format [186](#)
 - parameters [186](#)
 - required commands [191](#)
 - restrictions [191](#)
- Log Query (CSUALGQJ)
 - JNI version [191](#)
- login PIN [1368](#)
- lszcrypt -b [1331](#)
- lszcrypt, command [1330](#)

M

- MAC
 - length keywords [490](#), [494](#), [498](#), [501](#)
 - managing [70](#)
- MAC Generate (CSNBMGN)
 - format [490](#)
 - JNI version [493](#)
 - parameters [490](#)
 - required commands [493](#)
 - restrictions [492](#)
- MAC Generate (CSNBMGN2)
 - restrictions [496](#)
- MAC Generate2 (CSNBMGN2)
 - format [493](#)
 - JNI version [496](#)

MAC Generate2 (CSNBMGN2) *(continued)*
 parameters [494](#)
 related information [496](#)
 required commands [496](#)

MAC keys
 definition [39](#)

mac parameter
 HMAC Generate verb [483](#)
 HMAC Verify verb [486](#)
 MAC Generate verb [490](#)
 MAC Verify verb [498](#)

MAC Verify (CSNBMVR)
 format [497](#)
 JNI version [500](#)
 methods [497](#)
 parameters [498](#)
 related information [500](#)
 required commands [500](#)
 restrictions [500](#)
 usage notes [500](#)

MAC Verify2 (CSNBMVR2)
 format [501](#)
 methods [501](#)
 parameters [501](#)
 required commands [503](#)
 restrictions [503](#)
 usage notes [504](#)

MAC Verify2 (CSNBMVR2J)
 JNI version [504](#)

mac_length parameter
 HMAC Generate verb [483](#)
 HMAC Verify verb [486](#)

MACD [248](#), [273](#)
 MACLEN4 [490](#), [498](#)
 MACLEN6 [490](#), [498](#)
 MACLEN8 [490](#), [498](#)
 MACVER [39](#), [70](#), [201](#), [216](#), [223](#), [246](#), [249](#), [273](#), [298](#), [351](#)
 manage weak PIN tables [681](#)
 managing TR-34 symmetric keys [763](#)
 mask array preparation [1206](#)
 mask_array_left parameter
 Control Vector Translate verb [207](#)
 mask_array_right parameter
 Control Vector Translate verb [207](#)

master key
 administration [1345](#)
 APKA [1233](#)
 asymmetric [99](#)
 changing
 possible effect on internal key tokens [33](#)
 enciphered key [272](#)
 establishing [3](#)
 methods or tools [1345](#)
 random generation of a new master-key [100](#)
 symmetric [99](#)

master key coherence [9](#)
 master key loading [192](#)
 master key management [513](#)
 master key management verbs [73](#)
 master key migration [1374](#)

Master Key Process (CSNBMKP)
 format [193](#)
 JNI version [196](#)
 parameters [193](#)

Master Key Process (CSNBMKP) *(continued)*
 Questionable DES keys [195](#)
 required commands [194](#)
 restrictions [194](#)

master key register [192](#)
 master key variant [31](#)
 master key verification [284](#)
 master key verification pattern [1000](#)

master keys
 establishing [99](#)
 managing [99](#)

master-key loading [183](#)
 master-key verification [1233](#)

MasterCard card-verification code (CVC) [549](#)
 MasterCard padding rule [489](#)
 masterkey_verification_pattern_vnn parameter
 Key Token Parse verb [351](#)

masterkey_verify_parm parameter
 Key Token Build verb [298](#)

MD5 [70](#), [508](#)

MDC Generate (CSNBMDG)
 format [505](#)
 JNI version [507](#)
 parameters [505](#)
 required commands [507](#)
 restrictions [507](#)

MDC parameter
 MDC Generate verb [505](#)

MDC-2 [505](#)
 MDC-4 [284](#), [293](#), [505](#)

mechanisms
 supported for the CCA token [1370](#)

message_text parameter
 MAC Verify2 verb [501](#)

message
 authenticating [481](#)

message authentication
 definition [70](#)

Message Authentication Code (MAC)
 description [481](#)
 generating [481](#), [489](#)
 verifying [481](#), [497](#), [501](#)

Message Authentication Code (MAC) calculation method
[1246](#)

message_text_length parameter
 MAC Verify2 verb [501](#)

microprocessor chip operating speed [115](#)

MIDDLE [275](#), [276](#), [279](#), [483](#), [486](#), [490](#), [498](#), [505](#), [508](#)

migration
 CCA token master keys [1374](#)
 master key [1374](#)

migration, openCryptoki CCA token [1372](#)
 migrating to PCI-HSM 2016 compliance mode [1317](#)

MIN1PART [280](#)
 MIN2PART [280](#)
 MIN3PART [280](#)

miniboot firmware version [115](#)
 miscellaneous information [969](#)

MIXED [201](#), [298](#), [351](#)

MKVP
 master key verification pattern [1000](#)

mode parameter
 TR31 Key Token Parse verb [876](#)

modes of operation [445](#)

- Modification Detection Code (MDC)
 - generate [482](#)
 - verify [482](#)
- modular-exponentiation engine [7](#)
- Modulus-Exponent format [375](#), [913](#), [933](#), [937](#), [1113](#), [1117](#), [1137](#), [1138](#)
- MRP [378](#)
- multi-coprocessor selection functions [9](#)
- multi-domain load-balancing [8](#), [9](#)
- multiple
 - decipherment [1248](#)
 - encipherment [1248](#)
- Multiple Clear Key Import (CSNBCKM)
 - format [372](#)
 - JNI version [374](#)
 - parameters [372](#)
 - required commands [373](#)
 - usage notes [374](#)
- multiprocessing [7](#)

N

- new_reference_PAN_data parameter
 - PIN Change/Unblock verb [660](#)
- new_reference_PIN_block parameter
 - PIN Change/Unblock verb [660](#)
- new_reference_PIN_key parameter
 - PIN Change/Unblock verb [660](#)
- new_reference_PIN_profile parameter
 - PIN Change/Unblock verb [660](#)
- NIST FIPS PUB 140-1 [196](#)
- NIST standard SP 800-108 [35](#)
- NMK [513](#)
- NMK status [115](#)
- NMK status, AES [115](#)
- NMK status, ECC [115](#)
- NO-CV [298](#), [351](#)
- no-export bit [246](#)
- NO-KEY [298](#), [304](#), [351](#)
- NO-SPEC [201](#), [298](#), [351](#)
- NO-XLATE [913](#)
- NO-XPORT [201](#), [298](#), [351](#)
- NOADJUST [207](#), [284](#), [293](#)
- NOCV [32](#), [246](#), [273](#)
- NOCV importers and exporters [39](#)
- NOCV-KEK [298](#)
- node key management verbs [73](#)
- NOEPB [683](#), [689](#)
- NOEX-SYM [304](#), [384](#)
- NOEXAASY [304](#), [384](#)
- NOEXPORT [384](#)
- NOEXUASY [304](#), [384](#)
- nonrepudiation [3](#)
- NOOFFSET [201](#), [298](#), [351](#)
- normal mode - HSM [25](#)
- NOT-KEK [39](#), [201](#), [298](#), [351](#)
- NOT31XPT [201](#)
- null key token
 - definition [33](#)
 - format [998](#), [1103](#)
- num_opt_blocks parameter
 - TR31 Key Import verb [847](#)
 - TR31 Key Token Parse verb [876](#)
 - TR31 Optional Data Build verb [880](#)

- num_opt_blocks parameter (*continued*)
 - TR31 Optional Data Read verb [883](#)
- NUM-DECT [115](#), [149](#)
- number of active coprocessors [115](#)
- number representation
 - PKA key tokens [1107](#)

O

- O-CBC [470](#)
- O-CUSP :390-only [470](#)
- O-ECB [470](#)
- O-IPS :390-only [470](#)
- O-X923 [470](#)
- OAEP [1256](#)
- object protection key (OPK) [1119](#)
- object protection keys
 - OPK [99](#)
- OCV (output chaining value) [1239](#)
- ODD [388](#), [390](#)
- odd parity [248](#), [275](#), [293](#), [388](#), [390](#)
- OKEK-AES [903](#)
- OKEK-DES [903](#)
- OKEY-AES [470](#)
- OKEY-DES [470](#)
- OKEYXLAT [39](#), [201](#), [246](#), [249](#), [273](#), [298](#), [351](#), [365](#)
- old_cred_kdh parameter
 - TR-34 Bind-Begin [777](#)
- old_cred_kdh_length parameter
 - TR-34 Bind-Begin [777](#)
- OMK [513](#)
- OMK status [115](#)
- OMK status, AES [115](#)
- OMK status, ECC [115](#)
- One-Way Hash (CSNBOWH)
 - format [508](#)
 - JNI version [510](#)
 - parameters [508](#)
 - required commands [510](#)
 - usage notes [510](#)
- ONLY [483](#), [486](#), [490](#), [498](#), [505](#), [508](#)
- OP [249](#), [414](#)
- OP key form [1187](#)
- openCryptoki
 - configuration file [1366](#)
 - configuring [1365](#)
 - migration, CCA token [1372](#)
 - shared library (C API) [1365](#)
 - slot daemon [1367](#)
 - SO PIN [1368](#)
 - standard PIN [1368](#)
 - status information [1369](#)
 - token library [1366](#)
 - tracing [1375](#)
- opencryptoki.conf [1366](#)
- operating speed
 - micropocessor chip [115](#)
- operating system firmware name [115](#)
- operating system firmware version [115](#)
- Operational (OP) key form [266](#)
- operational key
 - distribution [69](#)
 - generating [1187](#)
- operational key form [32](#), [249](#)

operational key token [19](#)
operational private key [88](#)
OPEX [201](#), [249](#), [298](#), [351](#)
OPEX key form [1188](#)
OPIM [201](#), [249](#), [298](#), [351](#)
OPIM key form [1188](#)
OPINENC [39](#), [201](#), [246](#), [249](#), [273](#), [298](#), [351](#)
OPINENC key type [596](#)
OPK
 object protection keys [99](#)
OPK, object protection key [1119](#)
OPKCSPAD [470](#)
OPOP [249](#)
OPOP key form [1188](#)
opt_block_data parameter
 TR31 Optional Data Build verb [880](#)
 TR31 Optional Data Read verb [883](#)
opt_block_data_length parameter
 TR31 Optional Data Build verb [880](#)
 TR31 Optional Data Read verb [883](#)
opt_block_id parameter
 TR31 Optional Data Build verb [880](#)
 TR31 Optional Data Read verb [883](#)
opt_block_ids parameter
 TR31 Optional Data Read verb [883](#)
opt_block_lengths parameter
 TR31 Optional Data Read verb [883](#)
opt_blocks parameter
 TR-34 Key Distribution verb [789](#)
 TR31 Optional Data Build verb [880](#)
opt_blocks_bfr_length parameter
 TR31 Optional Data Build verb [880](#)
opt_blocks_length parameter
 TR-34 Key Distribution verb [789](#)
 TR31 Optional Data Build verb [880](#)
opt_parameter1 parameter
 Restrict Key Attribute verb [384](#)
opt_parameter1_length parameter
 Restrict Key Attribute verb [384](#)
opt_parameter2 parameter
 Restrict Key Attribute verb [384](#)
opt_parameter2_length parameter
 Restrict Key Attribute verb [384](#)
opt/IBM/CCA [1334](#)
optional_data parameter
 Symmetric Algorithm Decipher verb [457](#)
 Symmetric Algorithm Encipher verb [464](#)
optional_data_length parameter
 Symmetric Algorithm Decipher verb [457](#)
 Symmetric Algorithm Encipher verb [464](#)
other documentation [xxxix](#)
outbound_PIN_encrypting_key_identifier parameter
 Encrypted PIN Generate verb [592](#)
output chaining value (OCV) [1239](#)
output chaining vector (OCV)
 description [446](#)
output_chaining_vector parameter
 Secure Messaging for Keys verb [669](#)
 Secure Messaging for PINs verb [672](#)
output_freshness_indicator parameter
 TR-34 Key Receive verb [799](#)
output_freshness_indicator_length parameter
 TR-34 Key Receive verb [799](#)
output_KEK_key_identifier
 output_KEK_key_identifier (*continued*)
 Key Translate2 verb [367](#)
 output_KEK_key_identifier parameter
 EC Diffie-Hellman verb [237](#)
 Key Translate verb [365](#)
 output_KEK_key_identifier_length
 Key Translate2 verb [367](#)
 output_KEK_key_identifier_length parameter
 EC Diffie-Hellman verb [237](#)
 output_key_identifier parameter
 CVV Key Combine verb [585](#)
 Diversify Directed Key verb [228](#)
 EC Diffie-Hellman verb [237](#)
 TR-34 Key Receive verb [799](#)
 TR31 Key Import verb [847](#)
 output_key_identifier_length parameter
 Diversify Directed Key verb [228](#)
 EC Diffie-Hellman verb [237](#)
 TR-34 Key Receive verb [799](#)
 TR31 Key Import verb [847](#)
 output_key_token
 Key Translate2 verb [367](#)
 output_key_token parameter
 Key Translate verb [365](#)
 output_key_token_length
 Key Translate2 verb [367](#)
 output_PAN_data parameter
 Encrypted PIN Translate verb [596](#)
 Secure Messaging for PINs verb [672](#)
 output_PIN_block parameter
 Encrypted PIN Translate verb [596](#)
 output_PIN_data parameter
 PIN Change/Unblock verb [660](#)
 output_PIN_encrypting_key_identifier parameter
 Encrypted PIN Translate verb [596](#)
 output_PIN_message parameter
 PIN Change/Unblock verb [660](#)
 output_PIN_profile parameter
 Encrypted PIN Translate verb [596](#)
 PIN Change/Unblock verb [660](#)
 Secure Messaging for PINs verb [672](#)
 output_token parameter
 TR-34 Bind-Begin [777](#)
 TR-34 Bind-Complete verb [783](#)
 TR-34 Key Distribution verb [789](#)
 output_token_length parameter
 TR-34 Bind-Begin [777](#)
 TR-34 Bind-Complete verb [783](#)
 TR-34 Key Distribution verb [789](#)
overlapped processing restrictions [7](#)
OVERLAY [525](#), [543](#)

P

pad digit
 format [558](#)
pad_character parameter
 Encipher verb [452](#)
PADDIGIT [577](#)
PADDIGIT PIN extraction method keyword [555](#)
padding method [451](#)
PADEXIST [577](#)
PADEXIST PIN extraction method keyword [555](#)
PADMDC-2 [505](#)

- PADMDC-4 [505](#)
- pair of keys [1188](#), [1189](#)
- PAN [559](#)
- PAN_data parameter
 - Clear PIN Encrypt verb [570](#)
 - Clear PIN Generate Alternate verb [577](#)
 - CVV Generate verb [581](#)
 - CVV Verify verb [589](#)
 - Encrypted PIN Generate verb [592](#)
 - Encrypted PIN Verify verb [629](#)
- PAN_data_in parameter
 - Encrypted PIN Translate verb [596](#)
- PAN-13 [581](#), [589](#)
- PAN-14 [581](#), [589](#)
- PAN-15 [581](#), [589](#)
- PAN-16 [581](#), [589](#)
- PAN-17 [581](#), [589](#)
- PAN-18 [581](#), [589](#)
- PAN-19 [581](#), [589](#)
- panel.exe
 - ACP tracking [1356](#)
 - authorization [1347](#)
 - changing the master key [1354](#)
 - functions [1347](#), [1350](#)
 - key storage re-encipher [1354](#)
 - legacy syntax [1349](#)
 - query adapter compliance state [1357](#)
 - show access control points [1354](#)
 - show active role [1354](#)
 - utilities [1350](#)
 - utility [39](#), [115](#), [515](#), [1334](#), [1347](#), [1352](#)
 - verifying CCA epoch certificate [1356](#)
- parity of key
 - EVEN
 - form parameter [388](#)
 - ODD
 - form parameter [388](#)
- part number
 - coprocessor [115](#)
- party_info parameter
 - EC Diffie-Hellman verb [237](#)
- party_info_length parameter
 - EC Diffie-Hellman verb [237](#)
- PATH [23](#)
- payload parameter
 - Key Token Parse2 verb [355](#)
- Payment Card Industry
 - PCI [25](#)
- PCI
 - Payment Card Industry [25](#)
- PCI-HSM 2016 compliance mode
 - compliance mode [25](#)
 - converting key tokens [1319](#)
 - generating keys [1307](#)
 - HSM modes [25](#)
 - identifying key tokens for conversion [1317](#)
 - identifying key tokens to be converted [1317](#)
 - impact on verbs [1307](#)
 - imprint mode [25](#)
 - migrating applications [1307](#), [1317](#)
 - non-compliant verbs [1307](#)
 - normal mode [25](#)
 - warning events [1317](#)
 - warnings [27](#), [1314](#)
- PCI-HSM 2016 compliance moden
 - migrating key tokens [1318](#)
 - migration mode [1318](#)
- PCI-HSM 2016 compliant key tokens
 - restrictions [1311](#)
- pending change stored in adapter [115](#)
- pending change user ID [115](#)
- personal account number (PAN)
 - for Encrypted PIN Translate [596](#)
 - for Encrypted PIN Verify [629](#)
- personal identification number (PIN)
 - 3624 PIN generation algorithm [1224](#)
 - 3624 PIN verification algorithm [1227](#)
 - algorithm value [577](#), [629](#)
 - algorithms [71](#), [551](#), [573](#)
 - block format [552](#), [596](#)
 - Clear PIN Generate Alternate verb [576](#)
 - Clear PIN Generate verb [573](#)
 - definition [71](#)
 - description [549](#)
 - detailed algorithms [1224](#)
 - encrypting [551](#)
 - encrypting key [552](#), [596](#)
 - extraction rules [1223](#)
 - formats [71](#)
 - GBP PIN verification algorithm [1228](#)
 - generating
 - from encrypted PIN block [551](#)
 - German Banking Pool PIN algorithm [1225](#)
 - Interbank PIN generation algorithm [1232](#)
 - keys [39](#)
 - managing [71](#)
 - PIN offset generation algorithm [1226](#)
 - PVV generation algorithm [1230](#)
 - PVV verification algorithm [1231](#)
 - translating [551](#)
 - translation of, in networks [550](#)
 - translation verb [596](#)
 - using [549](#)
 - verification verb [629](#)
 - verifying [551](#), [629](#)
 - VISA PIN algorithm [1230](#)
- PIN [39](#), [201](#), [298](#), [351](#), [1368](#)
- PIN block [551](#)
- PIN block format
 - 3621 [1222](#)
 - 3624 [1222](#)
 - additional names [601](#)
 - ANS X9.8 [1220](#)
 - detail [1220](#)
 - ECI-2 [1222](#)
 - ECI-3 [1222](#)
 - IBM 4700 Encrypting PINPAD [1222](#)
 - ISO-1 [1220](#)
 - ISO-2 [1220](#)
 - ISO-4 [1221](#)
 - PIN extraction method keywords [555](#)
 - values [555](#)
 - Visa-2 [1222](#)
 - Visa-3 [1222](#)
- PIN block translation
 - compliant-tagged key tokens [1313](#)
- PIN Change/Unblock
 - PIN extraction rules [1224](#)

PIN Change/Unblock (CSNBPCU)
 format [659](#)
 JNI version [664](#)
 parameters [660](#)
 required commands [663](#)
 usage notes [664](#)
 PIN decimalization table identifier [149](#)
 PIN extraction rulesCSNBPCU
 PIN Change/Unblock () [1224](#)
 PIN keys [39](#)
 PIN notation [1219](#)
 PIN profile
 description [596](#), [629](#)
 PIN reference word/value (PRW) [682](#)
 PIN security mode [557](#)
 PIN Transaction Security
 PTS [25](#)
 PIN validation value (PVV) [551](#), [573](#)
 PIN verb [551](#)
 PIN_check_length parameter
 Clear PIN Generate Alternate verb [577](#)
 Clear PIN Generate verb [573](#)
 Encrypted PIN Verify verb [629](#)
 PIN_encrypting_key_identifier parameter
 Clear PIN Encrypt verb [570](#)
 Secure Messaging for PINs verb [672](#)
 PIN_encryption_key_identifier parameter
 Clear PIN Generate Alternate verb [577](#)
 PIN_generating_key_identifier parameter
 Clear PIN Generate verb [573](#)
 Encrypted PIN Generate verb [592](#)
 PIN_generation_key_identifier parameter
 Clear PIN Generate Alternate verb [577](#)
 PIN_length parameter
 Clear PIN Generate verb [573](#)
 Encrypted PIN Generate verb [592](#)
 PIN_offset parameter
 Secure Messaging for PINs verb [672](#)
 PIN_offset_field_length parameter
 Secure Messaging for PINs verb [672](#)
 PIN_profile parameter
 Clear PIN Encrypt verb [570](#)
 Clear PIN Generate Alternate verb [577](#)
 Encrypted PIN Generate verb [592](#)
 PIN_verifying_key_identifier parameter
 Encrypted PIN Verify verb [629](#)
 PIN-encrypting key [596](#)
 PINBLOCK [577](#)
 PINBLOCK PIN extraction method keyword [555](#)
 PINGEN [39](#), [201](#), [246](#), [249](#), [273](#), [298](#), [351](#), [1187](#)
 PINGEN key [1187](#)
 PINLEN04 PIN extraction method keyword [555](#)
 PINLEN12 PIN extraction method keyword [555](#)
 PINLENnn [577](#)
 PINVER [39](#), [201](#), [246](#), [249](#), [273](#), [298](#), [351](#)
 PINVER key [1187](#)
 PKA CMK [115](#)
 PKA cryptographic key [901](#)
 PKA cryptography
 X.509 certificates [92](#)
 PKA Decrypt (CSNDPKD)
 format [375](#)
 JNI version [377](#)
 parameters [375](#)
 PKA Decrypt (CSNDPKD) (*continued*)
 required commands [377](#)
 restrictions [377](#)
 usage notes [377](#)
 PKA Encrypt (CSNDPKE)
 format [378](#)
 JNI version [381](#)
 parameters [378](#)
 required commands [381](#)
 restrictions [380](#)
 usage notes [381](#)
 PKA external key token [90](#), [91](#)
 PKA internal key token [91](#)
 PKA key [374](#), [378](#)
 PKA key algorithm [87](#)
 PKA Key Generate
 parameters [903](#)
 PKA Key Generate (CSNDPKG)
 format [903](#)
 JNI version [907](#)
 required commands [907](#)
 restrictions [906](#)
 PKA key identifier [90](#)
 PKA Key Import (CSNDPKI)
 format [909](#)
 JNI version [911](#)
 parameters [909](#)
 required commands [911](#)
 restrictions [911](#)
 usage notes [911](#)
 PKA key label [90](#)
 PKA key management [89](#)
 PKA key management verb [90](#)
 PKA Key Record Create (CSNDKRC)
 format [535](#)
 JNI version [536](#)
 parameters [535](#)
 related information [536](#)
 required commands [536](#)
 PKA Key Record Delete (CSNDKRD)
 format [536](#)
 JNI version [538](#)
 parameters [537](#)
 related information [538](#)
 required commands [537](#)
 PKA Key Record List (CSNDKRL)
 format [539](#)
 JNI version [540](#)
 parameters [539](#)
 related information [540](#)
 required commands [540](#)
 PKA Key Record Read (CSNDKRR)
 format [541](#)
 JNI version [542](#)
 parameters [541](#)
 related information [542](#)
 required commands [542](#)
 PKA Key Record Write (CSNDKRW)
 format [542](#)
 JNI version [544](#)
 parameters [543](#)
 related information [544](#)
 required commands [544](#)
 PKA key storage [184](#), [511](#)

- PKA key storage file [67](#)
- PKA key token
 - ECC [1103](#)
 - external [91](#)
 - record format
 - RSA 1024-bit modulus-exponent private [1117](#)
 - RSA 1024-bit private internal [1137](#), [1138](#)
 - RSA 4096-bit modulus-exponent private [1122](#)
 - RSA private [1113](#), [1117](#)
 - RSA private external [1113](#)
 - RSA private internal [1115](#)
 - RSA public [1112](#)
 - variable Modulus-Exponent [1138](#)
 - RSA [1103](#)
- PKA Key Token Build (CSNDPKB)
 - format [913](#)
 - JNI version [927](#)
 - parameters [913](#)
 - required commands [927](#)
- PKA Key Token Change (CSNDKTC)
 - format [928](#)
 - JNI version [930](#)
 - parameters [928](#)
 - required commands [930](#)
- PKA key token identifier [1102](#)
- PKA key token sections [1102](#), [1103](#)
- PKA key tokens
 - number representation [1107](#)
- PKA Key Translate (CSNDPKT)
 - format [933](#)
 - JNI version [939](#)
 - parameters [933](#)
 - required commands [938](#)
 - restrictions [937](#)
 - usage notes [939](#)
- PKA master key [88](#)
- PKA NMK [115](#)
- PKA null key token [90](#)
- PKA OMK [115](#)
- PKA private key
 - integrity [1106](#)
- PKA Public Key Extract (CSNDPKX)
 - format [939](#)
 - JNI version [941](#)
 - parameters [940](#)
 - usage notes [941](#)
- PKA public-key
 - certificate section [1107](#)
- PKA verb summary [92](#)
- PKA verbs [88](#)
- PKA_enciphered_keyvalue parameter
 - PKA Decrypt verb [375](#)
 - PKA Encrypt verb [378](#)
- PKA_enciphered_keyvalue_length parameter
 - PKA Decrypt verb [375](#)
 - PKA Encrypt verb [378](#)
- PKA_key_identifier parameter
 - PKA Decrypt verb [375](#)
 - PKA Encrypt verb [378](#)
- PKA_key_identifier_length parameter
 - PKA Decrypt verb [375](#)
 - PKA Encrypt verb [378](#)
- PKA_private_key_identifier parameter
 - Digital Signature Generate verb [888](#)
- PKA_private_key_identifier_length parameter
 - Digital Signature Generate verb [888](#)
- PKA_public_key_identifier parameter
 - Digital Signature Verify verb [894](#)
- PKA_public_key_identifier_length parameter
 - Digital Signature Verify verb [894](#)
- PKA92 [414](#), [419](#)
- PKA92 key format and encryption process [1254](#)
- PKCS #1 hash formats [1256](#)
- PKCS #11 [1365](#)
- PKCS #11 standard C API [1369](#)
- PKCS 1.0 [887](#), [888](#), [894](#)
- PKCS 1.1 [887](#), [888](#), [894](#)
- PKCS-1.2 [375](#), [378](#), [404](#), [414](#), [419](#)
- PKCS-PAD
 - Symmetric Algorithm Decipher [455](#)
 - Symmetric Algorithm Encipher [462](#)
- PKCS-PAD processing rule [457](#), [464](#)
- pkcscca tool
 - master key migration [1374](#)
- pkcsconf [1368](#)
- pkcsconf -t [1369](#)
- pkcsconf command [1366](#)
- PKCSOAEP [404](#), [414](#), [419](#)
- pkcsslotd [1367](#)
- PKI
 - public key infrastructure [952](#)
- PKOAEP2 [404](#), [426](#)
- plain_text parameter
 - Cryptographic Variable Encipher verb [210](#)
- plaintext
 - encipher [210](#)
 - enciphering [445](#)
 - encrypt [210](#)
- POST firmware version [115](#)
- POST2 version
 - coprocessor [115](#)
- power-supply voltage [115](#)
- Prime
 - elliptic curve type [232](#)
- private external key token
 - RSA [1113](#)
- private internal key token
 - RSA [1115](#), [1137](#), [1138](#)
- private key
 - integrity [1106](#)
 - OPK, object protection key [1119](#)
- private key token
 - RSA [1113](#), [1117](#)
- private_KEK_key_identifier parameter
 - EC Diffie-Hellman verb [237](#)
- private_KEK_key_identifier_length parameter
 - EC Diffie-Hellman verb [237](#)
- private_key_identifier parameter
 - EC Diffie-Hellman verb [237](#)
 - TR-34 Bind-Begin [777](#)
 - TR-34 Key Distribution verb [789](#)
 - TR-34 Key Receive verb [799](#)
- private_key_identifier_length parameter
 - EC Diffie-Hellman verb [237](#)
 - TR-34 Bind-Begin [777](#)
 - TR-34 Key Distribution verb [789](#)
 - TR-34 Key Receive verb [799](#)
- private_key_name parameter

private_key_name parameter (*continued*)

PKA Key Token Build verb [913](#)

private_key_name_length parameter

PKA Key Token Build verb [913](#)

procedure call [16](#)

processing a master key [192](#)

processing overlap [7](#)

processing rule

ANS X9.23 [446](#), [448](#), [452](#)

CBC [446](#), [448](#), [452](#), [457](#), [464](#)

CUSP [446](#), [448](#), [452](#)

Decipher [447](#), [448](#)

description [446](#)

ECB [446](#), [457](#), [464](#)

Encipher [451](#), [452](#)

GBP-PIN [573](#)

IBM-PIN [573](#)

IBM-PINO [573](#)

INBK-PIN [573](#)

IPS [446](#), [448](#), [452](#)

PKCS-PAD [446](#), [457](#), [464](#)

recommendations for Encipher [452](#)

Symmetric Algorithm Decipher [455](#), [457](#)

Symmetric Algorithm Encipher [462](#), [464](#)

VISA-PVV [573](#)

profile [3](#)

Prohibit Export (CSNBPEX)

format [382](#)

JNI version [382](#)

parameters [382](#)

required commands [382](#)

Prohibit Export Extended (CSNBPEXX)

format [383](#)

JNI version [384](#)

parameters [383](#)

required commands [384](#)

restrictions [383](#)

protected key [13](#), [16](#)

protected key CPACF [16](#)

protecting data [445](#)

protection_method parameter

TR31 Key Import verb [847](#)

PRW (PIN reference word/value) [682](#)

pseudonym [16](#)

PTS

PIN Transaction Security [25](#)

Public Infrastructure Certificate (CSNDPIC)

format [946](#)

parameters [946](#)

required commands [951](#)

Public Infrastructure Certificate (CSNDPICJ)

JNI version [951](#)

Public Infrastructure Manage (CSNDPIM)

format [953](#)

parameters [953](#)

required commands [960](#)

Public Infrastructure Manage (CSNDPIMJ)

JNI version [961](#)

public key cryptography [87](#)

public key infrastructure

PKI [952](#)

public key token

RSA [1112](#)

public_key_identifier parameter

public_key_identifier parameter (*continued*)

EC Diffie-Hellman verb [237](#)

public_key_identifier_length parameter

EC Diffie-Hellman verb [237](#)

publications about cryptography [xl](#)

Q

QPENDING [115](#)

QSA [908](#)

QSA key token [1148](#)

query adapter compliance state

panel.exe [1357](#)

questionable DES key [195](#)

R

radiation [115](#)

RANDOM [388](#), [390](#)

random generation of a new master-key [100](#)

random number [388](#), [389](#)

Random Number Generate (CSNBRNG)

format [388](#)

JNI version [389](#)

parameters [388](#)

required commands [389](#)

Random Number Generate Long (CSNBRNGL)

format [390](#)

JNI version [391](#)

parameters [390](#)

Random Number Tests (CSUARNT)

format [197](#)

JNI version [198](#)

parameters [197](#)

random_data parameter

Diversify Directed Key verb [228](#)

random_data_length parameter

Diversify Directed Key verb [228](#)

random_number parameter

Key Test Extended verb [294](#)

Random Number Generate Long verb [390](#)

Random Number Generate verb [388](#)

random_number_length parameter

Random Number Generate Long verb [390](#)

random_number_token parameter

TR-34 Bind-Complete verb [783](#)

random_number_token_length parameter

TR-34 Bind-Complete verb [783](#)

raw Z value [68](#)

reason code [971](#)

reason codes

with return code 0 [972](#)

with return code 12 [992](#)

with return code 16 [994](#)

with return code 4 [972](#)

with return code 8 [973](#)

reason_code parameter [18](#)

REBIND [769](#)

recommendations for Encipher processing rule [452](#)

record chaining [446](#)

record validation value (RVV) [997](#)

Recover PIN from Offset (CSNBPF0)

format [665](#)

Recover PIN from Offset (CSNBPF0) *(continued)*

- JNI version [668](#)
- parameters [665](#)
- required commands [667](#)
- usage notes [668](#)

REFORMAT [201](#), [298](#), [345](#), [351](#), [366](#), [367](#), [596](#)

regeneration_data parameter

- PKA Key Generate verb [903](#)

regeneration_data_length parameter

- PKA Key Generate verb [903](#)

related publications [xxxix](#)

remote key distribution [68](#)

Remote Key Export (CSNDRKX)

- format [394](#)
- JNI version [403](#)
- parameters [394](#)
- required commands [401](#)
- restrictions [401](#)

remote key loading

- ACP [69](#)
- definition [69](#)
- new example [69](#)
- old example [69](#)

reserved parameter

- Control Vector Generate verb [201](#)
- Key Test2 verb [288](#)

reserved_1_length parameter

- EC Diffie-Hellman verb [237](#)

reserved_2_length parameter

- EC Diffie-Hellman verb [237](#)

reserved_3_length parameter

- EC Diffie-Hellman verb [237](#)

reserved_4_length parameter

- EC Diffie-Hellman verb [237](#)

reserved_5_length parameter

- EC Diffie-Hellman verb [237](#)

reserved_data parameter

- TR-34 Bind-Begin [777](#)
- TR-34 Bind-Complete verb [783](#)
- TR-34 Key Distribution verb [789](#)
- TR-34 Key Receive verb [799](#)

reserved_data_length parameter

- TR-34 Bind-Begin [777](#)
- TR-34 Bind-Complete verb [783](#)
- TR-34 Key Distribution verb [789](#)
- TR-34 Key Receive verb [799](#)

resource_name parameter

- Cryptographic Resource Allocate verb [178](#)
- Cryptographic Resource Deallocate verb [181](#)

resource_name_length parameter

- Cryptographic Resource Allocate verb [178](#)
- Cryptographic Resource Deallocate verb [181](#)

Restrict Key Attribute (CSNBRKA)

- format [384](#)
- JNI version [388](#)
- parameters [384](#)
- required commands [387](#)
- restrictions [387](#)
- usage notes [387](#)

restrictions of CCA library [1372](#)

retained key [545](#)

Retained Key Delete (CSNDRKD)

- format [544](#)
- JNI version [546](#)

Retained Key Delete (CSNDRKD) *(continued)*

- parameters [545](#)
- related information [546](#)
- required commands [546](#)

Retained Key List (CSNDRKL)

- format [547](#)
- JNI version [548](#)
- parameters [547](#)
- related information [548](#)
- required commands [548](#)

retained_keys_count parameter

- Retained Key List verb [547](#)

RETRKPR [276](#), [280](#)

return code [971](#)

return_code parameter [18](#)

returned_PVV parameter

- Clear PIN Generate Alternate verb [577](#)

returned_result parameter

- Clear PIN Generate verb [573](#)

revision history [xxxi](#)

RIPEDM-160 [70](#)

RKX DES key tokens

- external [1004](#)

RKX key token [370](#)

role

- DEFAULT [3](#)
- default role [1354](#)

role data structure example [1305](#)

role identifier [115](#)

role structures

- basic structure of a role [1299](#)

RPM

- contained files [1334](#)
- install and configure [1337](#)
- samples [1336](#)

RPM installation package [1334](#)

RPMD-160 [508](#), [888](#)

RSA [888](#), [894](#), [909](#), [928](#)

RSA 1024-bit private internal key token [1137](#), [1138](#)

RSA algorithm [87](#)

RSA hardware version [115](#)

RSA key [374](#), [378](#), [413](#), [418](#), [422](#), [887](#), [892](#), [901](#)

RSA key generation [1247](#)

RSA key token

- compliant-tagged [91](#)

RSA key token sections [91](#)

RSA key-pair generation [1247](#)

RSA PKCS-PSS [887](#)

RSA private external key token [1113](#)

RSA private internal key token [1137](#)

RSA private key

- 2048-bit Chinese Remainder Theorem [1132](#)
- 4096-bit Chinese Remainder Theorem [1135](#)
- 4096-bit Chinese Remainder Theorem format [1128](#)
- 4096-bit Modulus-Exponent [1124](#)
- AES encrypted OPK section [1124](#), [1128](#)
- external and internal form [1128](#)

RSA private key token [1113](#)

RSA private modulus-exponent key token [1122](#)

RSA private Modulus-Exponent key token [1117](#)

RSA private token [1113](#), [1117](#)

RSA public token [1112](#)

RSA variable Modulus-Exponent token [1138](#)

RSA_enciphered_key parameter

RSA_enciphered_key parameter (*continued*)
 Symmetric Key Generate verb [414](#)
 Symmetric Key Import verb [419](#)
 RSA_enciphered_key_length parameter
 Symmetric Key Generate verb [414](#)
 RSA_private_key_identifier parameter
 Symmetric Key Import verb [419](#)
 RSA_public_key_identifier parameter
 Symmetric Key Generate verb [414](#)
 RSA_public_key_identifier_length parameter
 Symmetric Key Generate verb [414](#)
 RSA-AESC [1128](#)
 RSA-CRT [913](#)
 RSA-PRIV [913](#)
 RSA-PUBL [913](#)
 RSAMEVAR [913](#)
 RT-KRD
 TR-34 Key Receiving Device Random Number Token [390](#)
 RTCMK [345](#), [348](#), [515](#), [928](#)
 RTNMK [345](#), [348](#), [514–516](#), [928](#)
 rule_array element
 last five commands [115](#)
 security API return code [115](#)
 rule_array parameter
 Access Control Maintenance verb [104](#)
 Access Control Tracking verb [107](#)
 AES Key Record Create verb [517](#)
 AES Key Record Delete verb [519](#)
 AES Key Record List verb [521](#)
 AES Key Record Read verb [523](#)
 AES Key Record Write verb [525](#)
 Clear PIN Encrypt verb [570](#)
 Clear PIN Generate Alternate verb [577](#)
 Clear PIN Generate verb [573](#)
 Control Vector Generate verb [201](#)
 Control Vector Translate verb [207](#)
 Cryptographic Resource Allocate verb [178](#)
 Cryptographic Resource Deallocate verb [181](#)
 CVV Generate verb [581](#)
 CVV Key Combine verb [585](#)
 CVV Verify verb [589](#)
 Decipher verb [448](#)
 DES Key Record Delete verb [528](#)
 Digital Signature Generate verb [888](#)
 Digital Signature Verify verb [894](#)
 Diversified Key Generate verb [216](#)
 Diversify Directed Key verb [228](#)
 EC Diffie-Hellman verb [237](#)
 Encipher verb [452](#)
 Encrypted PIN Generate verb [592](#)
 Encrypted PIN Translate verb [596](#)
 Encrypted PIN Verify verb [629](#)
 HMAC Generate verb [483](#)
 HMAC Verify verb [486](#)
 Key Generate2 verb [260](#)
 Key Part Import verb [276](#)
 Key Storage Initialization verb [184](#)
 Key Test Extended verb [294](#)
 Key Test verb [284](#)
 Key Test2 verb [288](#)
 Key Token Build verb [298](#)
 Key Token Build2 verb [304](#)
 Key Token Change verb [345](#)
 Key Token Change2 verb [348](#)
 Key Token Parse verb [351](#)
 Key Translate2 verb [367](#)
 MAC Generate verb [490](#)
 MAC Verify verb [498](#), [501](#)
 Master Key Process verb [193](#)
 MDC Generate verb [505](#)
 Multiple Clear Key Import verb [372](#)
 One-Way Hash verb [508](#)
 PIN Change/Unblock verb [660](#)
 PKA Decrypt verb [375](#)
 PKA Encrypt verb [378](#)
 PKA Key Import verb [909](#)
 PKA Key Record Create verb [535](#)
 PKA Key Record Delete verb [537](#)
 PKA Key Record List verb [539](#)
 PKA Key Record Read verb [541](#)
 PKA Key Record Write verb [543](#)
 PKA Key Token Build verb [913](#)
 PKA Key Token Change verb [928](#)
 PKA Key Translate verb [933](#)
 Random Number Generate Long verb [390](#)
 Random Number Tests verb [197](#)
 Restrict Key Attribute verb [384](#)
 Retained Key Delete verb [545](#)
 Retained Key List verb [547](#)
 Secure Messaging for Keys verb [669](#)
 Secure Messaging for PINs verb [672](#)
 Symmetric Algorithm Decipher verb [457](#)
 Symmetric Algorithm Encipher verb [464](#)
 Symmetric Key Export verb [404](#)
 Symmetric Key Generate verb [414](#)
 Symmetric Key Import verb [419](#)
 Symmetric Key Import2 verb [426](#)
 TR-34 Bind-Begin [777](#)
 TR-34 Bind-Complete verb [783](#)
 TR-34 Key Distribution verb [789](#)
 TR-34 Key Receive verb [799](#)
 TR31 Key Import verb [847](#)
 TR31 Key Token Parse verb [876](#)
 TR31 Optional Data Build verb [880](#)
 TR31 Optional Data Read verb [883](#)
 Transaction Validation verb [677](#)
 Trusted Block Create verb [431](#), [943](#)
 rule_array_count parameter
 Access Control Tracking verb [107](#)
 AES Key Record Create verb [517](#)
 AES Key Record Delete verb [519](#)
 AES Key Record List verb [521](#)
 AES Key Record Read verb [523](#)
 AES Key Record Write verb [525](#)
 Clear PIN Encrypt verb [570](#)
 Clear PIN Generate Alternate verb [577](#)
 Clear PIN Generate verb [573](#)
 Control Vector Generate verb [201](#)
 Control Vector Translate verb [207](#)
 Cryptographic Resource Allocate verb [178](#)
 Cryptographic Resource Deallocate verb [181](#)
 CVV Generate verb [581](#)
 CVV Key Combine verb [585](#)
 CVV Verify verb [589](#)
 Decipher verb [448](#)
 DES Key Record Delete verb [528](#)
 Digital Signature Generate verb [888](#)

rule_array_count parameter (*continued*)
 Digital Signature Verify verb [894](#)
 Diversified Key Generate verb [216](#)
 Diversify Directed Key verb [228](#)
 EC Diffie-Hellman verb [237](#)
 Encipher verb [452](#)
 Encrypted PIN Generate verb [592](#)
 Encrypted PIN Translate verb [596](#)
 Encrypted PIN Verify verb [629](#)
 HMAC Generate verb [483](#)
 HMAC Verify verb [486](#)
 Key Generate2 verb [260](#)
 Key Part Import verb [276](#)
 Key Storage Initialization verb [184](#)
 Key Test Extended verb [294](#)
 Key Test verb [284](#)
 Key Test2 verb [288](#)
 Key Token Build verb [298](#)
 Key Token Build2 verb [304](#)
 Key Token Change verb [345](#)
 Key Token Change2 verb [348](#)
 Key Token Parse verb [351](#)
 Key Translate2 verb [367](#)
 MAC Generate verb [490](#)
 MAC Verify verb [498](#)
 MAC Verify2 verb [501](#)
 Master Key Process verb [193](#)
 MDC Generate verb [505](#)
 Multiple Clear Key Import verb [372](#)
 One-Way Hash verb [508](#)
 PIN Change/Unblock verb [660](#)
 PKA Decrypt verb [375](#)
 PKA Encrypt verb [378](#)
 PKA Key Import verb [909](#)
 PKA Key Record Create verb [535](#)
 PKA Key Record Delete verb [537](#)
 PKA Key Record List verb [539](#)
 PKA Key Record Read verb [541](#)
 PKA Key Record Write verb [543](#)
 PKA Key Token Build verb [913](#)
 PKA Key Token Change verb [928](#)
 PKA Key Translate verb [933](#)
 Random Number Generate Long verb [390](#)
 Random Number Tests verb [197](#)
 Restrict Key Attribute verb [384](#)
 Retained Key Delete verb [545](#)
 Retained Key List verb [547](#)
 Secure Messaging for Keys verb [669](#)
 Secure Messaging for PINs verb [672](#)
 Symmetric Algorithm Decipher verb [457](#)
 Symmetric Algorithm Encipher verb [464](#)
 Symmetric Key Export verb [404](#)
 Symmetric Key Generate verb [414](#)
 Symmetric Key Import verb [419](#)
 Symmetric Key Import2 verb [426](#)
 TR-34 Bind-Begin [777](#)
 TR-34 Bind-Complete verb [783](#)
 TR-34 Key Distribution verb [789](#)
 TR-34 Key Receive verb [799](#)
 TR31 Key Import verb [847](#)
 TR31 Key Token Parse verb [876](#)
 TR31 Optional Data Build verb [880](#)
 TR31 Optional Data Read verb [883](#)
 Transaction Validation verb [677](#)

rule_array_count parameter (*continued*)
 Trusted Block Create verb [431](#), [943](#)
 RVV
 record validation value (TVV) [997](#)

S

sample verb calls [1321](#), [1324](#)
 SCCOMCRT [933](#)
 SCCOMME [933](#)
 SCVISA [933](#)
 SECMSG [39](#), [201](#), [298](#), [351](#)
 SECMSG variable-length symmetric [1095](#)
 secmsg_key_identifier parameter
 Secure Messaging for Keys verb [669](#)
 Secure Messaging for PINs verb [672](#)
 secure electronic transaction (SET) services [115](#)
 secure key concept [1372](#)
 secure messaging [72](#)
 Secure Messaging for Keys (CSNBSKY)
 format [669](#)
 JNI version [671](#)
 parameters [669](#)
 required commands [671](#)
 usage notes [671](#)
 Secure Messaging for PINs (CSNBSPN)
 format [672](#)
 JNI version [676](#)
 parameters [672](#)
 required commands [675](#)
 usage notes [676](#)
 Secure Sockets Layer (SSL) [70](#)
 security API
 command and sub-command codes [1361](#)
 security API programming [16](#)
 security API return code
 rule_array element [115](#)
 security officer (SO)
 login PIN [1368](#)
 security server [7](#), [13](#)
 security_server_name parameter
 AES Key Record List verb [521](#)
 DES Key Record List verb [530](#)
 PKA Key Record List verb [539](#)
 seed parameter
 Random Number Generate Long verb [390](#)
 seed_length parameter
 Random Number Generate Long verb [390](#)
 segmenting
 control keywords [490](#), [498](#), [501](#)
 selecting a coprocessor resource [177](#), [181](#)
 SELFENC [672](#)
 sequence_number parameter
 Clear PIN Encrypt verb [570](#)
 Encrypted PIN Generate verb [592](#)
 Encrypted PIN Translate verb [596](#)
 sequences of verbs [72](#)
 serial number
 adapter [115](#)
 coprocessor [115](#)
 service_code parameter
 CVV Generate verb [581](#)
 CVV Verify verb [589](#)
 SESS-XOR [216](#), [223](#)

SET command [514](#)
 SHA-1 [70](#), [284](#), [293](#), [304](#), [404](#), [483](#), [486](#), [508](#), [888](#)
 SHA-1 engine [7](#)
 SHA-224 [304](#), [483](#), [486](#), [508](#)
 SHA-256 [284](#), [288](#), [293](#), [304](#), [404](#), [483](#), [486](#), [508](#), [888](#)
 SHA-384 [304](#), [404](#), [483](#), [486](#), [508](#), [888](#)
 SHA-512 [304](#), [404](#), [483](#), [486](#), [508](#), [888](#)
 SHA2VP1 [288](#)
 SHAKE-256 [87](#)
 short blocks [451](#)
 SIG-ONLY [913](#)
 signature_bit_length parameter
 Digital Signature Generate verb [888](#)
 signature_field parameter
 Digital Signature Generate verb [888](#)
 Digital Signature Verify verb [894](#)
 signature_field_length parameter
 Digital Signature Generate verb [888](#)
 Digital Signature Verify verb [894](#)
 SIGSEGV error [13](#)
 SINGLE [201](#), [249](#), [298](#), [351](#), [414](#)
 single domain configuration [8](#), [9](#)
 single-length key
 multiple decipherment [1249](#)
 multiple encipherment [1249](#)
 purpose [1187](#), [1188](#)
 using [39](#)
 SINGLE-R [249](#), [414](#)
 size of battery-backed RAM [115](#)
 size of dynamic RAM (DRAM) memory [115](#)
 size of flash EPROM memory [115](#)
 SIZEWPIN [149](#)
 skeleton token [173](#)
 skeleton token length [173](#)
 skeleton_key_identifier parameter
 PKA Key Generate verb [903](#)
 skeleton_key_identifier_length parameter
 PKA Key Generate verb [903](#)
 slot daemon, openCryptoki [1367](#)
 slot entry [1366](#)
 slot manager
 starting [1366](#)
 SMKEY [201](#), [216](#), [223](#), [298](#), [351](#)
 SMPIN [201](#), [216](#), [223](#), [298](#), [351](#)
 SNA-SLE [1240](#)
 SO
 login PIN [1368](#)
 source_key parameter
 PKA Key Translate verb [933](#)
 source_key_identifier
 PKA Key Import verb [909](#)
 source_key_identifier parameter
 Data Key Export verb [212](#)
 Key Export verb [246](#)
 Key Import verb [273](#)
 PKA Public Key Extract verb [940](#)
 Symmetric Key Export verb [404](#)
 TR-34 Key Distribution verb [789](#)
 source_key_identifier_length parameter
 PKA Public Key Extract verb [940](#)
 Symmetric Key Export verb [404](#)
 TR-34 Key Distribution verb [789](#)
 source_key_token parameter
 Control Vector Translate verb [207](#)
 source_key_token parameter (*continued*)
 Data Key Import verb [214](#)
 Prohibit Export Extended verb [383](#)
 source_transport_key parameter
 PKA Key Translate verb [933](#)
 SSL support [70](#)
 standard user (User)
 login PIN [1368](#)
 STATAES [115](#)
 STATAPKA [115](#)
 STATCARD [115](#)
 STATCCA [115](#), [176](#)
 STATCCAE [115](#)
 STATCRD2 [115](#)
 STATDECT [149](#)
 STATDIAG [115](#)
 STATEID [115](#)
 STATEXPT [115](#)
 static keys [620](#)
 static TDES keys [620](#)
 STATICSA
 adapter serial number [115](#)
 serial number
 adapter [115](#)
 verb_data field [115](#)
 STATICSA operational key parts
 output data format [150](#)
 STATICSB
 adapter serial number [115](#)
 serial number
 adapter [115](#)
 verb_data field [115](#)
 STATICSB operational key parts
 output data format [152](#), [155](#)
 STATICSC [115](#)
 STATICSE
 adapter serial number [115](#)
 serial number
 adapter [115](#)
 verb_data field [115](#)
 STATICSE operational key parts
 output data format [159](#)
 STATICSX [115](#), [161](#)
 STATICSX operational key parts
 output data format [161](#)
 STATKPR
 output data [163](#)
 STATKPR operational key parts
 output data format [163](#)
 STATKPRL
 input data [163](#)
 STATMOFN [115](#)
 STATO AHL
 output data [165](#)
 status
 AES CMK [115](#)
 AES NMK [115](#)
 AES OMK [115](#)
 ECC CMK [115](#)
 ECC NMK [115](#)
 ECC OMK [115](#)
 status information [1369](#)
 STATVKPL [115](#), [173](#)
 STATVKPR

- STATVKPR (*continued*)
 - operational key parts [173](#)
 - output data format [173](#)
- STATWPIN [175](#)
- sub-command codes
 - security API [1361](#)
- summary of PKA verbs [92](#)
- SYM-MK [39](#), [88](#), [99](#), [192](#), [193](#), [195](#), [284](#), [293](#)
- Symmetric Algorithm Decipher (CSNBSAD)
 - format [457](#)
 - JNI version [461](#)
 - parameters [457](#)
 - required commands [461](#)
 - restrictions [461](#)
- Symmetric Algorithm Decipher processing rule [455](#)
- Symmetric Algorithm Encipher (CSNBSAE)
 - format [464](#)
 - JNI version [468](#)
 - parameters [464](#)
 - required commands [468](#)
 - restrictions [468](#)
- Symmetric Algorithm Encipher processing rule [462](#)
- symmetric key
 - maximum modulus size [115](#)
- Symmetric Key Export (CSNDSYX)
 - format [404](#)
 - JNI version [409](#)
 - parameters [404](#)
 - required commands [407](#)
 - usage notes [408](#)
- Symmetric Key Export with Data (CSNDSXD)
 - format [410](#)
 - parameters [410](#)
 - required commands [412](#)
 - usage notes [413](#)
- Symmetric Key Export with Data (CSNDSXDJ)
 - JNI version [413](#)
- Symmetric Key Generate (CSNDSYG)
 - format [413](#)
 - JNI version [418](#)
 - parameters [414](#)
 - required commands [417](#)
 - usage notes [418](#)
- Symmetric Key Import (CSNDSYI)
 - format [419](#)
 - JNI version [422](#)
 - parameters [419](#)
 - required commands [421](#)
 - restrictions [421](#)
 - usage notes [422](#)
- Symmetric Key Import2 (CSNDSYI2)
 - format [426](#)
 - JNI version [430](#)
 - parameters [426](#)
 - required commands [428](#)
 - restrictions [428](#)
 - usage notes [429](#)
- symmetric key management
 - TR-31 [95](#)
- symmetric key token [998](#), [1005](#)
- symmetric keys master key [39](#)
- symmetric master key [99](#)
- syntax, legacy
 - panel.exe [1349](#)

sysfs interface [xxxvi](#)

T

- T31XPTOK [201](#)
- tampering [115](#)
- target_key_identifier
 - PKA Key Import verb [909](#)
- target_key_identifier parameter
 - Data Key Export verb [212](#)
 - Data Key Import verb [214](#)
 - Key Export verb [246](#)
 - Key Import verb [273](#)
 - Multiple Clear Key Import verb [372](#)
 - Symmetric Key Import verb [419](#)
 - Symmetric Key Import2 verb [426](#)
- target_key_token parameter
 - Control Vector Translate verb [207](#)
 - Key Token Build2 verb [304](#)
 - PKA Key Translate verb [933](#)
- target_keyvalue parameter
 - PKA Decrypt verb [375](#)
- target_keyvalue_length parameter
 - PKA Decrypt verb [375](#)
- target_public_key_identifier parameter
 - PKA Public Key Extract verb [940](#)
- target_public_key_identifier_length parameter
 - PKA Public Key Extract verb [940](#)
- target_transport_key parameter
 - PKA Key Translate verb [933](#)
- TDES
 - double-length key [66](#)
 - triple-length key [66](#)
- TDES encryption [115](#)
- TDES keys
 - triple-length [66](#)
- TDES-CBC [669](#), [672](#)
- TDES-DEC [216](#), [223](#)
- TDES-ECB [669](#), [672](#)
- TDES-ENC [216](#), [223](#)
- TDES-MAC [490](#), [498](#)
- TDES-XOR [216](#), [223](#), [660](#)
- TDESEMV2 [216](#), [223](#), [660](#)
- TDESEMV4 [660](#)
- temperature [115](#)
- terminology [xxxv](#)
- text parameter
 - HMAC Generate verb [483](#)
 - HMAC Verify verb [486](#)
 - MAC Generate verb [490](#)
 - MAC Generate2 verb [494](#)
 - MAC Verify verb [498](#)
 - MDC Generate verb [505](#)
 - One-Way Hash verb [508](#)
- text_length parameter
 - Cryptographic Variable Encipher verb [210](#)
 - Decipher verb [448](#)
 - Encipher verb [452](#)
 - HMAC Generate verb [483](#)
 - HMAC Verify verb [486](#)
 - MAC Generate verb [490](#)
 - MAC Generate2 verb [494](#)
 - MAC Verify verb [498](#)
 - MDC Generate verb [505](#)

text_length parameter (*continued*)
 One-Way Hash verb [508](#)
 Secure Messaging for Keys verb [669](#)
 Secure Messaging for PINs verb [672](#)
 three-key TDES [66](#)
 time of day [115](#)
 TIMEDATE [115](#)
 TKE access [115](#)
 TKE workstation
 for administering weak PIN tables [681](#)
 TKESTATE [115](#)
 TLV_data parameter
 Key Token Parse2 verb [355](#)
 token
 openCryptoki [1365](#)
 TOKEN [39](#), [246](#), [248](#), [249](#), [272](#), [273](#), [284](#), [293](#)
 token agreement scheme [68](#)
 token parameter
 PKA Key Record Read verb [541](#)
 Token validation value
 TVV [998](#)
 token validation value (TVV) [997](#)
 token_data parameter
 Key Token Build2 verb [304](#)
 token_length parameter
 PKA Key Record Read verb [541](#)
 TOKEN-DL [519](#), [528](#), [537](#)
 tokens
 wrapping method [115](#)
 TPK-ONLY [894](#)
 TR-31
 key block header and optional block data [1157](#)
 symmetric key management [95](#)
 TR-31 key block header [1157](#), [1158](#)
 TR-31 optional block data [1157](#)
 TR-34
 protocol [763](#)
 user flow setup [764](#)
 user flows [763](#)
 TR-34 Bind-Begin (CSNNDT34B)
 access control points [781](#)
 format [777](#)
 parameters [777](#)
 usage notes [781](#)
 TR-34 Bind-Begin (CSNNDT34BJ)
 JNI version [781](#)
 TR-34 Bind-Complete (CSNNDT34C)
 access control points [786](#)
 format [783](#)
 parameters [783](#)
 required commands [786](#)
 usage notes [787](#)
 TR-34 Bind-Complete (CSNNDT34CJ)
 JNI version [787](#)
 TR-34 Key Distribution (CSNNDT34D)
 access control points [796](#)
 format [788](#)
 parameters [789](#)
 usage notes [797](#)
 TR-34 Key Distribution (CSNNDT34DJ)
 JNI version [797](#)
 TR-34 Key Receive (CSNNDT34R)
 parameters [799](#)
 TR-34 Key Receive (CSNNDT34R)
 access control points [804](#)
 format [798](#)
 usage notes [804](#)
 TR-34 Key Receive (CSNNDT34RJ)
 JNI version [804](#)
 TR-34 Key Receive (CSNNDT34R) [797](#)
 TR-34 Key Receiving Device Random Number Token
 RT-KRD [390](#)
 TR-34 protocol [763](#), [776](#)
 TR-34 symmetric keys
 management [763](#)
 TR31 Key Import (CSNBT31I)
 examples [846](#)
 format [847](#)
 JNI version [875](#)
 parameters [847](#)
 required commands [871](#)
 restrictions [871](#)
 special notes [846](#)
 TR31 Key Token Parse (CSNBT31P)
 format [876](#)
 JNI version [879](#)
 parameters [876](#)
 TR31 Optional Data Build (CSNBT31O)
 format [880](#)
 JNI version [882](#)
 parameters [880](#)
 restrictions [881](#)
 TR31 Optional Data Read (CSNBT31R)
 format [883](#)
 JNI version [885](#)
 parameters [883](#)
 tr31_key parameter
 TR31 Key Token Parse verb [876](#)
 TR31 Optional Data Read verb [883](#)
 tr31_key_block parameter
 TR31 Key Import verb [847](#)
 tr31_key_block_length parameter
 TR31 Key Import verb [847](#)
 tr31_key_length parameter
 TR31 Key Token Parse verb [876](#)
 TR31 Optional Data Read verb [883](#)
 tracing in openCryptoki [1375](#)
 Track 1 Discretionary Data [559](#)
 Track 2 Discretionary Data [559](#)
 trailing short blocks [451](#)
 Transaction Sequence Number (TSN) [104](#)
 Transaction Validation (CSNBTRV)
 format [677](#)
 JNI version [679](#)
 parameters [677](#)
 required commands [679](#)
 usage notes [679](#)
 transaction_info parameter
 Transaction Validation verb [677](#)
 transaction_key parameter
 Transaction Validation verb [677](#)
 TRANSLAT [201](#), [298](#), [351](#), [596](#)
 translated key [13](#), [15](#)
 transport key [32](#), [214](#), [392](#), [1170](#)
 transport key variant
 definition [32](#)
 transport_key_identifier parameter

- transport_key_identifier parameter (*continued*)
 - PKA Key Generate verb [903](#)
 - Symmetric Key Import2 verb [426](#)
 - Trusted Block Create verb [431](#), [943](#)
- transporter_key_identifier parameter
 - Symmetric Key Export verb [404](#)
- transporter_key_identifier_length parameter
 - Symmetric Key Export verb [404](#)
- Triple DES encryption [447](#)
- triple-DES [1242](#)
- Triple-DES
 - double-length key [66](#)
 - triple-length key [66](#)
- Triple-DES encryption [115](#)
- triple-length key
 - TDES [66](#)
 - Triple-DES [66](#)
- triple-length keys
 - multiple encipherment [1252](#)
 - multiple decipherment [1253](#)
- triple-length TDES keys [66](#)
- trust parent [952](#)
- trusted block
 - number representation [1172](#)
 - section format [1172](#)
- Trusted Block Create (CSNDTBC)
 - format [431](#), [942](#)
 - JNI version [433](#), [945](#)
 - parameters [431](#), [943](#)
 - required commands [433](#), [944](#)
 - restrictions [433](#), [944](#)
- trusted block integrity [1172](#)
- trusted block section X'11' [1173](#)
- trusted block section X'12'
 - subsections [1176](#)
- trusted block section X'13' [1182](#)
- trusted block sections [1171](#)
- Trusted Key Entry (TKE) [1297](#)
- Trusted Key Entry workstation (TKE)
 - overview [72](#)
- trusted_block_identifier parameter
 - Trusted Block Create verb [431](#), [943](#)
- trusted_block_identifier_length parameter
 - Trusted Block Create verb [431](#), [943](#)
- TSN), See Transaction Sequence Number
- TVV
 - Token validation value [998](#)
 - token validation value (TVV) [997](#)
- two-key TDES [66](#)

U

- Ubuntu installation [1333](#)
- UKPT
 - format [559](#)
- UKPTBOTH [596](#)
- UKPTIPIN [596](#), [629](#)
- UKPTOPIN [596](#)
- UNBIND [768](#)
- unbinding
 - PAN to the PIN [1313](#)
- unbinding PAN to the PIN [1313](#)
- Unique Key Derive
 - parameters [435](#)

- Unique Key Derive (CSNBUKD)
 - format [434](#)
 - required commands [441](#)
 - restrictions [440](#)
 - usage notes [441](#)
- Unique Key Derive (CSNBUKDJ)
 - JNI version [443](#)
- unwrap working keys [99](#)
- unwrap_kek_identifier parameter
 - TR-34 Key Distribution verb [789](#)
 - TR31 Key Import verb [847](#)
- unwrap_kek_identifier_length parameter
 - TR-34 Key Distribution verb [789](#)
 - TR31 Key Import verb [847](#)
- USE-CV [298](#)
- USECONFIG [216](#), [223](#), [276](#), [345](#), [367](#), [372](#), [414](#), [419](#), [426](#)
- User
 - login PIN [1368](#)
- user ID
 - pending change [115](#)
- user_associated_data parameter
 - Key Token Build2 verb [304](#)
 - Key Token Parse2 verb [355](#)
- user_associated_data_1 parameter
 - Key Generate2 verb [260](#)
- user_associated_data_1_length parameter
 - Key Generate2 verb [260](#)
- user_associated_data_2 parameter
 - Key Generate2 verb [260](#)
- user_associated_data_2_length parameter
 - Key Generate2 verb [260](#)
- user_definable_associated_data parameter
 - PKA Key Token Build verb [913](#)
- user_definable_associated_data_length parameter
 - PKA Key Token Build verb [913](#)
- usr/lib64 [1334](#)
- UTC time of day [115](#)
- utilities
 - ivp.e [1345](#)
 - panel.exe
 - ACP tracking [1356](#)
 - query adapter compliance state [1357](#)
 - verifying CCA epoch certificate [1356](#)
 - PKA Key Token Build [911](#)
- utility verbs [963](#)

V

- VALIDATE [928](#)
- validating CCA epoch certificate
 - panel.exe [1356](#)
- validation_values parameter
 - Transaction Validation verb [677](#)
- value_1 parameter
 - Key Test verb [284](#)
- value_2 parameter
 - Key Test verb [284](#)
- variable length token [38](#)
- variable Modulus-Exponent token
 - RSA [1138](#)
- variable types [16](#)
- variable-length AES key [348](#)
- variable-length HMAC key [348](#)
- variable-length key token [1005](#)

VDSP standard

Visa Data Secure Platform [620](#)

verb

access control [74](#)
Access Control Maintenance (CSUAACM) [103](#)
Access Control Tracking (CSUAAC) [106](#)
AES [76](#)
AES Key Record Create (CSNBAKRC) [516](#)
AES Key Record Delete (CSNBAKRD) [518](#)
AES Key Record List (CSNBAKRL) [520](#)
AES Key Record Read (CSNBAKRR) [523](#)
AES Key Record Write (CSNBAKRW) [524](#)
Authentication Parameter Generate (CSNBAPG) [566](#)
CCA [76](#), [101](#)
CCA node [74](#)
CCA nodes and resource control [103](#)
Cipher Text Translate2 (CSNBCTT2) [469](#)
Clear Key Import (CSNBCKI) [200](#)
Clear PIN Encrypt (CSNBCPE) [569](#)
Clear PIN Generate (CSNBPGN) [573](#)
Clear PIN Generate Alternate (CSNBCPA) [576](#)
Code Conversion (CSNBXEA) [963](#)
common parameters [18](#)
Control Vector Generate (CSNBCVG) [201](#)
Control Vector Translate (CSNBCVT) [207](#)
Cryptographic Facility Query (CSUACFQ) [114](#), [115](#)
Cryptographic Facility Version (CSUACFV) [176](#)
Cryptographic Resource Allocate (CSUACRA) [177](#)
Cryptographic Resource Deallocate (CSUACRD) [181](#)
Cryptographic Variable Encipher (CSNBCVE) [210](#)
CVV Generate (CSNBCSG) [581](#)
CVV Key Combine (CSNBCKC) [584](#)
CVV Verify (CSNBCSV) [588](#)
Data Key Export (CSNBKDX) [212](#)
Data Key Import (CSNBKIM) [213](#)
Decipher (CSNBDEC) [447](#)
definition [16](#)
DES [76](#)
DES cryptographic key [200](#)
DES Key Record Create (CSNBKRC) [527](#)
DES Key Record Delete (CSNBKRD) [528](#)
DES Key Record List (CSNBKRL) [530](#)
DES Key Record Read (CSNBKRR) [532](#)
DES Key Record Write (CSNBKRW) [533](#)
digital signature [89](#)
Digital Signature Generate (CSNDDSG) [887](#)
Digital Signature Verify (CSNDDSV) [892](#)
Diversified Key Generate (CSNBKDG) [215](#)
Diversified Key Generate2 (CSNBKDG2) [222](#)
Diversify Directed Key (CSNBDDK) [228](#)
DK Deterministic PIN Generate (CSNBDDPG) [682](#)
DK Migrate PIN (CSNBDMPP) [688](#)
DK PAN Modify in Transaction (CSNBDMPT) [694](#)
DK PAN Translate (CSNBDMPT) [701](#)
DK PIN Change (CSNBDMPC) [708](#)
DK PIN Verify (CSNBDMPV) [721](#)
DK PRW Card Number Update (CSNBDMNU) [725](#)
DK PRW Card Number Update2 (CSNBDMCU2) [731](#)
DK PRW CMAC Generate (CSNBDMPCG) [739](#)
DK Random PIN Generate (CSNBDRPG) [742](#)
DK Random PIN Generate2 (CSNBDRG2) [748](#)
DK Regenerate PRW (CSNBDRP) [755](#)
EC Diffie-Hellman (CSNDEDH) [232](#)
Encipher (CSNBENC) [451](#)

verb (continued)

Encrypted PIN Generate (CSNBEPG) [592](#)
Encrypted PIN Translate (CSNBPTR) [596](#)
Encrypted PIN Translate Enhanced (CSNBPTRE) [620](#)
Encrypted PIN Translate2 (CSNBPTR2) [602](#), [605](#)
Encrypted PIN Verify (CSNBPV) [629](#)
entry point name [16](#)
financial services [549](#)
financial services support for DK [681](#)
format [16](#)
FPE Decipher (CSNBFPED) [634](#)
FPE Encipher (CSNBFPPE) [641](#)
FPE Translate (CSNBFPET) [649](#)
hashing [76](#)
HMAC [76](#)
HMAC Generate (CSNBHMG) [483](#)
HMAC Verify (CSNBHVM) [486](#)
JNI version [16](#)
Key Export (CSNBKEX) [246](#)
Key Generate (CSNBKGN) [248](#)
Key Generate2 (CSNBKGN2) [258](#)
Key Import (CSNBKIM) [272](#)
Key Part Import (CSNBKPI) [275](#)
Key Part Import2 (CSNBKPI2) [279](#)
key storage [511](#)
Key Storage Initialization (CSNBKSI) [183](#)
Key Test (CSNBKYT) [283](#)
Key Test Extended (CSNBKYTX) [293](#)
Key Test2 (CSNBKYT2) [287](#)
Key Token Build (CSNBKTB) [297](#)
Key Token Change (CSNBKTC) [345](#)
Key Token Change2 (CSNBKTC2) [348](#)
Key Token Parse (CSNBKTP) [350](#)
Key Token Parse2 (CSNBKTP2) [354](#)
Key Translate (CSNBKTR) [364](#)
Key Translate2 (CSNBKTR2) [366](#)
Log Query (CSUALGQ) [186](#)
MAC Generate (CSNBMG) [489](#)
MAC Generate2 (CSNBMG2) [493](#)
MAC Verify (CSNBMV) [497](#)
MAC Verify2 (CSNBMV2) [501](#)
Master Key Process (CSNBMKP) [192](#)
MDC Generate (CSNBMDG) [504](#)
Multiple Clear Key Import (CSNBCKM) [201](#)
One-Way Hash (CSNBOWH) [508](#)
parameter list [16](#)
parameters [16](#)
PIN Change/Unblock (CSNBPCU) [665](#)
PKA [87](#), [88](#), [92](#)
PKA Decrypt (CSNDPKD) [374](#)
PKA Encrypt (CSNDPKE) [378](#)
PKA Key Generate (CSNDPKG) [901](#)
PKA Key Import (CSNDPKI) [908](#)
PKA key management [90](#)
PKA Key Record Create (CSNDKRC) [534](#)
PKA Key Record Delete (CSNDKRD) [536](#)
PKA Key Record List (CSNDKRL) [538](#)
PKA Key Record Read (CSNDKRR) [540](#)
PKA Key Record Write (CSNDKRW) [542](#)
PKA Key Token Build (CSNDPKB) [911](#)
PKA Key Token Change (CSNDKTC) [928](#)
PKA Key Translate (CSNDPKT) [931](#)
PKA Public Key Extract (CSNDPKX) [939](#)
prefix [16](#)

verb (*continued*)

- Prohibit Export (CSNBPEX) [381](#)
- Prohibit Export Extended (CSNBPEXX) [383](#)
- Random Number Generate (CSNBRNG) [388](#)
- Random Number Generate Long (CSNBRNGL) [389](#)
- Random Number Tests (CSUARNT) [196](#)
- Remote Key Export (CSNDRKX) [392](#)
- required commands [16](#)
- Restrict Key Attribute (CSNBRKA) [384](#)
- restrictions [16](#)
- Retained Key Delete (CSNDRKD) [544](#)
- Retained Key List (CSNDRKL) [546](#)
- Secure Messaging for Keys (CSNBSKY) [668](#)
- Secure Messaging for PINs (CSNBSPN) [672](#)
- sequence [72](#)
- Symmetric Algorithm Decipher (CSNBSAD) [455](#)
- Symmetric Algorithm Encipher (CSNBSAE) [462](#)
- Symmetric Key Export (CSNDSYX) [404](#)
- Symmetric Key Export with Data (CSNDSXD) [409](#)
- Symmetric Key Generate (CSNDSYG) [413](#)
- Symmetric Key Import (CSNDSYI) [418](#)
- Symmetric Key Import2 (CSNDSYI2) [422](#)
- TR-34 Bind-Begin (CSNDR34B) [776](#)
- TR-34 Bind-Complete) [782](#)
- TR-34 Key Distribution (CSNDR34D) [787](#)
- Transaction Validation (CSNBTRV) [676](#)
- Trusted Block Create (CSNDR34C) [430](#), [941](#)
- variable types [16](#)
- verb_data field [115](#)
- verb_data parameter
 - Cryptographic Facility Query verb [115](#)
 - for Cryptographic Facility Query [141](#)
 - Key Token Parse2 verb [355](#)
- verbs
 - PCI-HSM 2016 compliance mode [1307](#)
 - PIN [551](#)
- verification pattern [163](#), [173](#), [192](#), [283](#), [293](#), [515](#), [1233](#)
- verification_pattern parameter
 - Key Test Extended verb [294](#)
 - Key Test2 verb [288](#)
- VERIFY [284](#), [288](#), [293](#), [304](#), [677](#)
- verifying CCA epoch certificate
 - panel.exe [1356](#)
- version_data parameter
 - Cryptographic Facility Version verb [176](#)
- version_data_length parameter
 - Cryptographic Facility Version verb [176](#)
- VFPE
 - Visa Format Preserving Encryption [559](#), [620](#)
- Visa (EMV) padding rule [489](#)
- Visa card-verification value (CVV) [549](#)
- Visa Data Secure Platform
 - VDSP standard [620](#)
 - VSDP [641](#)
- Visa Format Preserving Encryption
 - VFPE [559](#), [620](#)
- Visa payment card data formats
 - Cardholder Name [559](#)
 - PAN [559](#)
 - Track 1 Discretionary Data [559](#)
 - Track 2 Discretionary Data [559](#)
- VISA PVV [573](#)
- VISA PVV key [576](#)
- VISA-1 [601](#)

- Visa-2 PIN block format [1222](#)
- VISA-2 PIN block format [555](#)
- Visa-3 PIN block format [1222](#)
- VISA-3 PIN block format [555](#)
- VISA-4 PIN block format [555](#)
- VISA-PVV [201](#), [298](#), [351](#), [577](#), [629](#)
- VISA-PVV algorithm [577](#), [629](#)
- VISAPCU1 [660](#)
- VISAPCU2 [660](#)
- VISAPVV4 [629](#)
- VISAPVV4 algorithm [629](#)
- VSDP
 - Visa Data Secure Platform [641](#)

W

- warning events
 - identifying key tokens for conversion [1317](#)
 - PCI-HSM 2016 compliance mode [27](#), [1314](#)
- weak PIN table
 - TKE workstation [681](#)
- who should use this document [xxxv](#)
- wrap working keys [99](#)
- wrap_kek_identifier parameter
 - TR31 Key Import verb [847](#)
- wrap_kek_identifier_length parameter
 - TR31 Key Import verb [847](#)
- WRAP-ECB [216](#), [223](#), [276](#), [298](#), [345](#), [351](#), [367](#), [372](#), [414](#), [419](#), [426](#)
- WRAP-ENH [216](#), [223](#), [276](#), [298](#), [345](#), [351](#), [367](#), [372](#), [414](#), [419](#), [426](#)
- WRAPMTHD [115](#)
- wrapping key [13](#)

X

- X.509 certificate [776](#), [952](#)
- X.509 certificates
 - PKA [92](#)
- X3.106 (CBC) method [1239](#)
- X9 TR34-2012 [782](#), [787](#), [797](#)
- X9.19OPT [490](#), [498](#)
- X9.31 [888](#), [894](#)
- X9.31 hash format [1256](#)
- X9.9-1 [490](#), [498](#)
- X9.9-1 keyword [490](#), [498](#), [501](#)
- XLATE [201](#), [298](#), [351](#)
- XLATE-OK [913](#)
- XPORT-OK [201](#), [298](#), [351](#)
- XPRT-SYM [304](#)
- XPRTAASY [304](#)
- XPRTUASY [304](#)

Z

- z/VM [xxxvi](#)
- z/VM guest [1331](#)
- zcrypt
 - installing [1329](#)
- ZERO-PAD [375](#), [378](#), [404](#), [414](#), [419](#), [888](#), [894](#)
- Zone Encryption Keys [620](#)



SC33-8294-09

