



Linux on Z and LinuxONE



libica Programmer's Reference

Version 3.2

Linux on Z and LinuxONE



libica Programmer's Reference

Version 3.2

Note

Before using this document, be sure to read the information in “Notices” on page 187.

Edition notice

| This edition applies to libica version 3.2 for openCryptoki version 3.7 and to all subsequent releases and
| modifications until otherwise indicated in new editions.

© Copyright IBM Corporation 2009, 2017.

US Government Users Restricted Rights – Use, duplication or disclosure restricted by GSA ADP Schedule Contract with IBM Corp.

Contents

Summary of changes	v	
Updates for libica version 3.2.	v	
Updates for libica version 3.0.	v	
Updates for libica version 2.6	vi	
About this document	vii	
How this document is organized	vii	
Who should read this document	vii	
Distribution independence	viii	
Other publications for Linux on Z and LinuxONE	viii	
Chapter 1. General information about libica	1	
IBM Z cryptographic hardware support	1	
Check the prerequisites: cryptographic adapter and device driver	2	
Loading the Linux zcrypt device driver	2	
Checking the cryptographic adapter availability	2	
Chapter 2. Installing and using libica version 3.2	5	
Installing libica version 3.2 from the distribution packages.	5	
Installing libica version 3.2 from the source package	5	
Using libica.	6	
Using libica in FIPS mode	6	
FIPS mode dependencies	7	
Enabling libica for FIPS mode	7	
Chapter 3. Application programming interfaces	9	
Open and close adapter functions	14	
ica_open_adapter	14	
ica_close_adapter	14	
Secure hash operations	15	
ica_sha224.	15	
ica_sha256.	16	
ica_sha384.	17	
ica_sha512.	18	
ica_sha3_224	19	
ica_sha3_256	20	
ica_sha3_384	21	
ica_sha3_512	22	
ica_shake_128	23	
ica_shake_256	24	
Pseudo random number generation functions	25	
ica_random_number_generate	27	
ica_drbg_instantiate	27	
ica_drbg_reseed	28	
ica_drbg_generate	29	
ica_drbg_uninstantiate.	30	
ica_drbg_health_test	30	
RSA key generation functions	31	
ica_rsa_key_generate_mod_expo	31	
ica_rsa_key_generate_cert	32	
ica_rsa_cert_key_check	33	
RSA encrypt and decrypt operations	33	
ica_rsa_mod_expo	33	
ica_rsa_cert.	34	
AES functions	35	
ica_aes_cbc	36	
ica_aes_cbc_cs	37	
ica_aes_ccm	38	
ica_aes_cfb	40	
ica_aes_cmac	41	
ica_aes_cmac_intermediate	42	
ica_aes_cmac_last	43	
ica_aes_ctr.	44	
ica_aes_ctrlist.	45	
ica_aes_ecb	47	
ica_aes_gcm	47	
ica_aes_gcm_initialize	49	
ica_aes_gcm_intermediate	50	
ica_aes_gcm_last.	52	
ica_aes_gcm_kma_ctx_new	54	
ica_aes_gcm_kma_ctx_free	54	
ica_aes_gcm_kma_init	54	
ica_aes_gcm_kma_update.	55	
ica_aes_gcm_kma_get_tag	57	
ica_aes_gcm_kma_verify_tag	58	
ica_aes_ofb	59	
ica_aes_xts.	60	
Compatibility with earlier versions	61	
TDES/3DES functions	61	
ica_3des_cbc	62	
ica_3des_cbc_cs	63	
ica_3des_cfb	64	
ica_3des_cmac	65	
ica_3des_cmac_intermediate	66	
ica_3des_cmac_last	67	
ica_3des_ctr	68	
ica_3des_ctrlist	69	
ica_3des_ecb	70	
ica_3des_ofb	71	
Compatibility with earlier versions	72	
Information retrieval functions	73	
ica_get_version	73	
ica_get_functionlist	73	
FIPS mode functions	74	
ica_fips_status	74	
ica_fips_powerup_tests	75	
Deprecated functions	75	
ica_des_cbc	76	
ica_des_cbc_cs	76	
ica_des_cfb	78	
ica_des_cmac	79	
ica_des_cmac_intermediate	80	
ica_des_cmac_last	81	
ica_des_ctr.	82	
ica_des_ctrlist.	83	

ica_des_ecb	84
ica_des_ofb	85
DES function compatibility	85
ica_sha1	86

Chapter 4. Accessing libica functions through the PKCS #11 API (openCryptoki) 89

openCryptoki overview	89
Functions provided by openCryptoki with the ICA token	92
Installing openCryptoki	92
Installing from the RPM	92
Installing from the source package.	92
Configuring openCryptoki	93
Adjusting the openCryptoki configuration file.	93
Configuring the ICA token	96
Initializing the ICA token.	96
How to recognize the ICA token	97
Using the ICA token	98
Supported mechanisms for the ICA token	98
Restrictions of the ICA token	101

Chapter 5. libica constants, type definitions, data structures, and return codes. 103

libica constants	103
Type definitions	104
Data structures	104
Return codes	107

Chapter 6. libica tools. 109

icainfo - Show available libica functions	109
---	-----

icastats - Show use of libica functions	110
---	-----

Chapter 7. Examples 113

SHAKE-128 example	113
SHA-256 example	115
Pseudo random number generation example	118
Key generation example	119
RSA example	125
AES with CFB mode example	128
AES with CTR mode example	141
AES with OFB mode example	150
AES with XTS mode example	158
AES with CBC mode example	161
AES with GCM mode example	164
CMAC example	166
openCryptoki code samples	170
Coding samples (C)	170
Makefile example	180
Common Public License - V1.0	181

Accessibility. 185

Notices 187

Trademarks	188
----------------------	-----

Glossary 189

Index 193

Summary of changes

This revision reflects changes to the Development stream for libica version 3.2.

You can find the open source version of libica at:

<https://github.com/opencryotoki/libica/releases>

Updates for libica version 3.2

Edition SC34-2602-09

This publication for libica version 3.2 also includes the changes for libica version 3.1.

- The libica library introduces a new family of SHA3/SHAKE hash functions, which exploit the SHA3 support offered by CPACF on the new z14 processor. The SHAKE functions are part of the SHA3 family of hash algorithms. The name SHAKE combines the term Secure Hash Algorithm with the KECCAK family name of cryptographic hash functions.
 - In Chapter 7, “Examples,” on page 113, you find a new program sample for one of the new algorithms.
 - The IBM® z14 machine introduces a new CPACF instruction (KMA) to implement the AES Galois Counter Mode (AES-GCM). As of IBM z14, this KMA instruction is transparently used by existing AES-GCM APIs. Additionally, new AES-GCM APIs have been added to fully exploit the new KMA instruction. These new APIs are available also on systems that do not support the KMA instruction.
 - The utilities **icainfo** and **icastats** now show new output lines that provide information about availability and usage of the new AES-GCM and SHA-3/SHAKE functions.
 - Due to their reduced security strength, it is no longer recommended to use the available DES functions and the SHA1 hashing algorithm. For compatibility reasons, they are still available in libica, but are moved into a separate topic: “Deprecated functions” on page 75.
-

Updates for libica version 3.0

Edition SC34-2602-08

- The libica library is now enabled for FIPS 140-2 certification and therefore can run in the so-called FIPS mode. When running in FIPS mode, only cryptographic algorithms approved by the National Institute of Standards and Technology (NIST) can be used. FIPS mode can be disabled at compile time.
- The **icainfo** output now indicates whether libica has built-in FIPS support, whether it is running in FIPS mode, and whether it is in an error state.
- In Chapter 7, “Examples,” on page 113, you find three updated samples and two new AES samples, while all DES samples have been deleted.
- The following deprecated libica APIs are no longer available with libica version 3.0:

icaAesDecrypt	icaAesEncrypt	icaCloseAdapter	icaDesDecrypt
icaDesEncrypt	icaDesMac	icaOpenAdapter	icaRsaCrt
icaRsaKeyGenerateCrt	icaRsaKeyGenerateModExpo	icaRsaModExpo	icaSha1
icaSha224	icaSha256	icaSha384	icaSha512
icaTDesDecrypt	icaTDesEncrypt	icaTDesMac	

Updates for libica version 2.6

Edition SC34-2602-07

- A new deterministic random bit generator (DRBG), which is compliant to the NIST SP800-90A specifications, has been added to libica.
- The information about libica version 2.6 presented in this document is valid for all libica versions 2.6.x, because the changes in version 2.6 later than 2.6.0 are not relevant for user documentation.

About this document

This document describes how to install and use version 3.2 of the Library for IBM Cryptographic Architecture (libica).

libica is a library of cryptographic functions used to write cryptographic applications on Linux on Z and LinuxONE, both with and without cryptographic hardware.

You can find the latest version of this document on the developerWorks® website at:

www.ibm.com/developerworks/linux/linux390/documentation_dev.html

and on the IBM Knowledge Center at:

http://www.ibm.com/support/knowledgecenter/linuxonibm/liaaf/lnz_r_ci.html

How this document is organized

The information is divided into topics that describe installing, configuring and using libica together with descriptions of the functions and example programs.

Chapter 1, “General information about libica,” on page 1 has general information about the current libica version.

Chapter 2, “Installing and using libica version 3.2,” on page 5 contains installation and set up instructions, and coexistence information for the current libica version.

Chapter 3, “Application programming interfaces,” on page 9 describes the libica APIs.

Chapter 4, “Accessing libica functions through the PKCS #11 API (openCryptoki),” on page 89 describes how the cryptographic functions provided by libica can be accessed using the PKCS #11 API implemented by openCryptoki.

Chapter 5, “libica constants, type definitions, data structures, and return codes,” on page 103 lists the defines, typedefs, structs, and return codes for libica.

Chapter 6, “libica tools,” on page 109 contains tools to investigate the capabilities of your cryptographic hardware and how these capabilities are used by applications that use libica.

Chapter 7, “Examples,” on page 113 is a set of programming examples that use the libica APIs.

Who should read this document

This document is intended for C programmers who want to access IBM Z hardware support for cryptographic methods.

In particular, this publication addresses programmers who write hardware-specific plug-ins for cryptographic libraries such as OpenSSL and openCryptoki.

Distribution independence

This publication does not provide information that is specific to a particular Linux distribution.

The tools it describes are distribution independent.

Other publications for Linux on Z and LinuxONE

You can find publications for Linux on Z and LinuxONE on IBM Knowledge Center and on developerWorks.

These publications are available on IBM Knowledge Center at www.ibm.com/support/knowledgecenter/linuxonibm/liaaf/lnz_r_lib.html

- *Device Drivers, Features, and Commands* (distribution-specific editions)
- *Using the Dump Tools* (distribution-specific editions)
- *Running Docker Containers on IBM Z*, SC34-2781
- *KVM Virtual Server Quick Start*, SC34-2753
- *KVM Virtual Server Management*, SC34-2752
- *KVM Virtual Server Management Tools*, SC34-2763
- *Device Drivers, Features, and Commands for Linux as a KVM Guest* (distribution-specific editions)
- *Installing SUSE Linux Enterprise Server 12 as a KVM Guest*, SC34-2755
- *How to use FC-attached SCSI devices with Linux on z Systems*, SC33-8413
- *libica Programmer's Reference*, SC34-2602
- *Exploiting Enterprise PKCS #11 using openCryptoki*, SC34-2713
- *Secure Key Solution with the Common Cryptographic Architecture Application Programmer's Guide*, SC33-8294
- *Linux on z Systems Troubleshooting*, SC34-2612
- *Linux Health Checker User's Guide*, SC34-2609
- *Kernel Messages*, SC34-2599
- *How to use Execute-in-Place Technology with Linux on z/VM[®]*, SC34-2594
- *How to Improve Performance with PAV*, SC33-8414
- *How to Set up a Terminal Server Environment on z/VM*, SC34-2596

You can also find these publications on developerWorks at www.ibm.com/developerworks/linux/linux390/documentation_dev.html

For versions of documents that have been adapted to a particular distribution, see one of the following web pages:

www.ibm.com/developerworks/linux/linux390/documentation_red_hat.html

www.ibm.com/developerworks/linux/linux390/documentation_suse.html

www.ibm.com/developerworks/linux/linux390/documentation_ubuntu.html

Chapter 1. General information about libica

The libica library provides hardware support (and software fallbacks if the hardware is not available) for cryptographic functions.

The cryptographic adapters are used for asymmetric encryption and decryption. The CPACF instructions are used for symmetric encryption and decryption, pseudo random number generation, message authentication, and secure hashing. For some of these functions, if the hardware is not available or failed, libica uses the low-level cryptographic functions of OpenSSL, if available.

This product includes software that is developed by the OpenSSL Project for use in the OpenSSL Toolkit (<http://www.openssl.org>). This product includes cryptographic software that is written by Eric Young (ey@cryptsoft.com).

The libica library is part of the openCryptoki project in GitHub. It is primarily used by OpenSSL through the IBM OpenSSL CA engine or by openCryptoki through the ICA token. A higher level of security can be achieved by using it through the PKCS #11 API implemented by openCryptoki.

The libica library is optimized to work on IBM Z hardware.

IBM reserves the right to change or modify this API at any time. However, an effort is made to keep the API compatible with later versions within a major release.

You can use the **icastats** utility to obtain statistics about cryptographic processes. The **icainfo** command shows whether libica is using cryptographic hardware or software fallback for each specific libica function. See “icastats - Show use of libica functions” on page 110 and “icainfo - Show available libica functions” on page 109 for more information.

libica is an open source project and can be found at:
<https://github.com/opencryptoki/libica/releases>

In the extracted source package, you also find test cases for all APIs in directory `/src/tests/`.

IBM Z cryptographic hardware support

The information in this topic presents the different types of cryptographic hardware support that may be available on IBM Z mainframes, depending on the machine model.

Supported IBM CP Assist for Cryptographic Functions (CPACF):

Ciphers:

DES, TDES, AES128, AES192, and AES256 with the following modes of operation: ECB, CBC, OFB, CFB, CTR, CMAC, GCM, and XTS.

Hashes:

SHA-1, SHA224, SHA256, SHA384, SHA512, SHA3-224, SHA3-256, SHA3-384, SHA3-512, SHAKE-128, SHAKE-256, and GHASH.

Random:
PRNG

Cryptographic coprocessors:

Accelerator: RSA (CRT, MOD-EXPO) with supported key sizes in the range 57 - 4096 bit.

CCA Coprocessor: RSA (CRT, MOD-EXPO) with supported key sizes in the range 57 - 4096 bit, and RNG.

Check the prerequisites: cryptographic adapter and device driver

To exploit hardware support of asymmetric cryptographic operations, you need a loaded device driver and an installed IBM cryptographic adapter.

Loading the Linux zcrypt device driver

You also need an installed Linux kernel that includes the zcrypt device driver.

To check, enter the command:

```
$ lszcrypt  
card06: CEX5A
```

If the following error message is displayed, load the zcrypt device driver main module:

```
error - cryptographic device driver zcrypt is not loaded!
```

The zcrypt device driver is no longer monolithic as in older distributions where the module was called z90crypt. The device driver is now loaded as separate modules, where the main module is called *ap*. There is, however, an alias name z90crypt that links to the *ap* main module.

To load the device driver *ap* main module, use the following command:

```
modprobe ap
```

See your Linux distribution documentation for how to load the module persistently.

Checking the cryptographic adapter availability

Check whether you have plugged in and enabled your IBM cryptographic adapter and validate your model and type configuration (accelerator or coprocessor). Use the **lszcrypt** command to retrieve basic status information.

To check, enter the command:

```
$ lszcrypt  
card06: CEX5A
```

Use the **chzcrypt** command to enable (online state) or disable (offline state) the IBM crypto adapter:

```
$ chzcrypt -e 0x06 // set card06 online
$ chzcrypt -d 0x06 // set card06 offline
```

Use one of the following commands to display more detailed information about the adapters, for example, to see if the adapters are online:

```
lszcrypt -V
lszcrypt -VV
lszcrypt -VVV
```

For more information about the IBM crypto adapter with Linux on z Systems[®], see *Device Drivers, Features, and Commands*, SC33-8411 available at www.ibm.com/developerworks/linux/linux390/documentation_dev.html

Chapter 2. Installing and using libica version 3.2

View the contained subtopics for information about where to obtain the libica version 3.2 library, and how to install it.

Installing libica version 3.2 from the distribution packages

To make use of the described libica hardware support for cryptographic functions, it is necessary to install the libica version 3.2 package. Obtain the libica version 3.2 package from your distribution provider as soon as available (RPM or DEB) for package manager installation.

Procedure

The libica library is available as an RPM or DEB package named `libica3-<version>` within your distribution package. Mainly there are two packages, a library package and a development package. Ubuntu and recent SUSE Linux Enterprise Server distributions separated the `icastats` and `icainfo` commands into the `libica-utils` package.

See your Linux distribution documentation for how to install an RPM or DEB package. To check whether the libica library is installed, issue:
for Redhat and SUSE:

```
# rpm -qa | grep -i libica
```

for Ubuntu:

```
# dpkg -l | grep -i libica
```

Installing libica version 3.2 from the source package

If you prefer, you can install libica from the source package manually.

Procedure

1. Download the latest libica version 3.2 sources from the GitHub libica website:
<https://github.com/opencryptoki/libica/releases>
2. Extract the tar archive. There should be a new directory named `libica-3.x.x`.
3. Change to that directory and execute the following scripts and commands:

```
$ ./bootstrap  
$ ./configure  
$ make  
# make install
```

where:

bootstrap

Initial setup, basic configurations

configure

Check configurations and build the makefile.

You can use the option `--enable-testcases` when running the **configure** command to enable the build environment to automatically compile the test-suite:

```
configure --enable-testcases
```

You can use the option `--enable-fips` when running the **configure** command to enable the build environment to compile with FIPS mode:

```
configure --enable-fips
```

```
make Compile and link
```

```
make install  
Install the libraries
```

Using libica

The function prototypes are provided in this header file: `include/ica_api.h`.

Applications using these functions must link to `libica` and `libcrypto`. The `libcrypto` library is available from the OpenSSL package. You must have OpenSSL in order to run programs using the current `libica` version.

Using libica in FIPS mode

Starting with `libica` version 3.0, the library is enabled for FIPS 140-2 certification and therefore can run in the so-called FIPS mode. When running in FIPS mode, only cryptographic algorithms approved by the National Institute of Standards and Technology (NIST) can be used.

The NIST defines so called Federal Information Processing Standards (FIPS). One of their publications, the FIPS PUB 140-2 *Security Requirements For Cryptographic Modules* defines a standard for cryptography-based security systems (crypto modules) used by US Federal organizations to protect sensitive data. FIPS 140-2 certifications are done under the *Cryptographic Module Validation Program (CMVP)*.

The FIPS 140-2 standard specifies four levels of security. Each level corresponds to a set of requirements wherein a higher level is a strict superset of the lower levels. Software crypto modules can maximally reach a level 1 certification. In order to make the `libica` FIPS 140-2 level 1 conformant, the library has been extended by the following features:

- When running in FIPS mode, only NIST approved crypto algorithms can be used and various self-tests are conducted. Approved crypto algorithms are listed in *Annex A: Approved Security Functions for FIPS PUB 140-2*. However, it is possible to disable this feature at compile time. Non-approved algorithms (like for example, DES and PRNG) are disabled when running in FIPS mode.

For information on how to enable or disable the FIPS mode, see “Enabling `libica` for FIPS mode” on page 7.

- The software fallbacks and RSA key generation of `libica` is currently provided by OpenSSL. When running in FIPS mode, `libica` tries to load OpenSSL in FIPS mode. If the available OpenSSL build does not support this, `libica` consequently disables its fallbacks and RSA key generation. If loading OpenSSL in FIPS mode is successful, it allows only for the generation of RSA keys with FIPS approved parameters (moduli, exponents).
- Various self-tests required by FIPS 140-2 are implemented. If a self-test fails, `libica` enters an error state (FIPS error state) and does not perform any cryptographic operations. In this case, an error message is written to the `syslog`.

- The DRBG error state was changed to trigger the FIPS error state. In this case an error message is written to the *syslog*.
- New interfaces were added to enable the consuming application to trigger the self-tests on demand and to query the status (see “FIPS mode functions” on page 74). The status indicates, which self-tests were passed or failed and whether libica is running in FIPS mode.
- The **icainfo** output now indicates whether libica has built-in FIPS support, whether it is running in FIPS mode, and whether it is in an error state. Algorithms that are not FIPS approved are marked as blocked when running in FIPS mode. All algorithms are marked as blocked when libica is in an error state.

For detailed information about the FIPS 140-2 standard, see *FIPS PUB 140-2*.

FIPS mode dependencies

Read about the dependencies on software and hardware that exist if you want to run libica in FIPS mode.

Dependencies on Open Source software (OpenSSL)

At startup, the library reads the kernel FIPS flag from the *proc* filesystem (see “Enabling the Linux kernel for FIPS mode”). If the flag is found to be 1, then the libica DRBG must be used for random number generation, because the libica PRNG is disabled with FIPS built. DRBG in turn has two options to obtain its seed material:

- Either from the */dev/hwrng* device which is available via the CCA coprocessor adapter.
- If no */dev/hwrng* device is available, the kernel *prng* module must be loaded to make the */dev/prandom* device available for seed obtaining. This is, because the kernel *prng* like the libica DRBG is also FIPS compliant.

Dependencies on hardware

The pseudo random number generator (PRNG) provided by libica is disabled with FIPS built. So only the DRBG can be used for the generation of random data. However, the DRBG needs at least MSA 2 to work. This means that FIPS mode cannot be used if no MSA 2 (introduced with *z10™*) or higher is available.

Enabling libica for FIPS mode

To use libica in FIPS mode, the library itself and also the Linux kernel need to be enabled. That is, the FIPS-enabled libica library can run in FIPS mode when the kernel FIPS flag is set.

Enabling the Linux kernel for FIPS mode

A prerequisite for actually running the the FIPS-enabled libica in FIPS mode is to set the FIPS flag in the used Linux kernel configured for FIPS.

For all distributions, you need to enable the kernel FIPS mode at runtime by setting the kernel FIPS flag. To set this flag in */proc/sys/crypto/fips_enabled*, boot or reboot with the kernel parameter *fips=1*.

For more information about setting and checking the kernel FIPS flag, refer to *Device Drivers, Features, and Commands*, SC33-8411. Or, for more distribution-specific information, refer to the publications provided by the specific distributor.

Enabling libica for FIPS mode

If you are using libica from a distribution, ensure that FIPS mode is supported, because a distribution may provide libica packages (RPM or DEB) both with or without FIPS support.

If you want to install libica version 3.2 from the source package, as described in “Installing libica version 3.2 from the source package” on page 5, then refer to the `INSTALL` file for information on how to install, configure, and build the libica library. You can then enable the FIPS mode at compile time by running the configure script with the **enable-fips** option:

```
./configure --enable-fips
```

Chapter 3. Application programming interfaces

View a list of application programming interfaces (APIs) for the functions of libica version 3.2. All functions are included in `include/ica_api.h`.

Table 1. libica APIs

Function	libica API name	Key length in bits	Supported on	CPACF function	SW fallback
Open and close adapter functions					
Open adapter handle	"ica_open_adapter" on page 14	N/A	z196, z114, zEC12, zBC12, z13 [®] , z13s [™] , z14	No	N/A
Close adapter handle	"ica_close_adapter" on page 14	N/A	z196, z114, zEC12, zBC12, z13, z13s, z14	No	N/A
Secure hash operations					
Secure hash using the SHA-1 algorithm (deprecated)	"ica_sha1" on page 86	N/A	z196, z114, zEC12, zBC12, z13, z13s, z14	Yes	Yes
Secure hash using the SHA-224 algorithm	"ica_sha224" on page 15	N/A	z196, z114, zEC12, zBC12, z13, z13s, z14	Yes	Yes
Secure hash using the SHA-256 algorithm	"ica_sha256" on page 16	N/A	z196, z114, zEC12, zBC12, z13, z13s, z14	Yes	Yes
Secure hash using the SHA-384 algorithm	"ica_sha384" on page 17	N/A	z196, z114, zEC12, zBC12, z13, z13s, z14	Yes	Yes
Secure hash using the SHA-512 algorithm	"ica_sha512" on page 18	N/A	z196, z114, zEC12, zBC12, z13, z13s, z14	Yes	Yes
Secure hash using the SHA3-224 algorithm	"ica_sha3_224" on page 19	N/A	z14	Yes	No
Secure hash using the SHA3-256 algorithm	"ica_sha3_256" on page 20	N/A	z14	Yes	No
Secure hash using the SHA3-384 algorithm	"ica_sha3_384" on page 21	N/A	z14	Yes	No
Secure hash using the SHA3-512 algorithm	"ica_sha3_512" on page 22	N/A	z14	Yes	No
Secure hash using the SHAKE-128 algorithm	"ica_shake_128" on page 23	N/A	z14	Yes	No
Secure hash using the SHAKE-256 algorithm	"ica_shake_256" on page 24	N/A	z14	Yes	No
Random number generation					
Generate a pseudo random number	"ica_random_number_generate" on page 27	N/A	z196, z114, zEC12, zBC12, z13, z13s, z14	Yes	Yes

Table 1. libica APIs (continued)

Function	libica API name	Key length in bits	Supported on	CPACF function	SW fallback
Generate pseudo random bits NIST compliant - instantiate	"ica_drbg_instantiate" on page 27	N/A	z13, z13s, z14	Yes	Yes
Generate pseudo random bits NIST compliant - reseed	"ica_drbg_reseed" on page 28	N/A	z13, z13s, z14	Yes	Yes
Generate pseudo random bits NIST compliant - generate	"ica_drbg_generate" on page 29	N/A	z13, z13s, z14	Yes	Yes
Generate pseudo random bits NIST compliant - unstantiate	"ica_drbg_unstantiate" on page 30	N/A	z13, z13s, z14	Yes	Yes
Generate pseudo random bits NIST compliant - health_test	"ica_drbg_health_test" on page 30	N/A	z13, z13s, z14	Yes	Yes
RSA key generation functions					
Generate RSA keys in modulus/exponent format	"ica_rsa_key_generate_mod_expo" on page 31	N/A	z196, z114, zEC12, zBC12, z13, z13s, z14	No	SW only
Generate RSA keys in CRT format	"ica_rsa_key_generate_crt" on page 32	N/A	z196, z114, zEC12, zBC12, z13, z13s, z14	No	SW only
RSA encryption and decryption operations					
RSA encryption and decryption operation using a key in modulus/exponent format	"ica_rsa_mod_expo" on page 33	Depends on supp. key size of Crypto Express feature	z196, z114, zEC12, zBC12, z13, z13s, z14	No	Key length max. 4K bits
RSA encryption and decryption operation using a key in Chinese-Remainder Theorem (CRT) format	"ica_rsa_crt" on page 34	Depends on supp. key size of Crypto Express feature	z196, z114, zEC12, zBC12, z13, z13s, z14	No	Key length max. 4K bits
AES functions					
AES with Cipher Block Chaining mode	"ica_aes_cbc" on page 36	128, 192, 256	z196, z114, zEC12, zBC12, z13, z13s, z14	Yes	Yes
AES with CBC-Cipher text stealing mode	"ica_aes_cbc_cs" on page 37	128, 192, 256	z196, z114, zEC12, zBC12, z13, z13s, z14	Yes	Yes
AES with Counter with Cipher Block Chaining - Message Authentication Code mode	"ica_aes_ccm" on page 38	128, 192, 256	zEC12, zBC12, z13, z13s, z14	Yes	No

Table 1. libica APIs (continued)

Function	libica API name	Key length in bits	Supported on	CPACF function	SW fallback
AES with Cipher Feedback mode	"ica_aes_cfb" on page 40	128, 192, 256	z196, z114, zEC12, zBC12, z13, z13s, z14	Yes	No
AES with CMAC mode	"ica_aes_cmac" on page 41	128, 192, 256	zEC12, zBC12, z13, z13s, z14	Yes	No
AES with CMAC mode process intermediate chunks	"ica_aes_cmac_intermediate" on page 42	128, 192, 256	zEC12, zBC12, z13, z13s, z14	Yes	No
AES with CMAC mode process last chunk	"ica_aes_cmac_last" on page 43	128, 192, 256	zEC12, zBC12, z13, z13s, z14	Yes	No
AES with Counter mode	"ica_aes_ctr" on page 44	128, 192, 256	z196, z114, zEC12, zBC12, z13, z13s, z14	Yes	No
AES with Counter mode, using a list of counters	"ica_aes_ctrlist" on page 45	128, 192, 256	z196, z114, zEC12, zBC12, z13, z13s, z14	Yes	No
AES with Electronic Code Book mode	"ica_aes_ecb" on page 47	128, 192, 256	z196, z114, zEC12, zBC12, z13, z13s, z14	Yes	Yes
AES with Galois/Counter Mode (GCM) for single operations	"ica_aes_gcm" on page 47	128, 192, 256	z196, z114, zEC12, zBC12, z13, z13s, z14	Yes	No
AES with Galois/Counter Mode (GCM) for streaming operations - initialize	"ica_aes_gcm_initialize" on page 49	128, 192, 256	z196, z114, zEC12, zBC12, z13, z13s, z14	Yes	No
AES with Galois/Counter Mode (GCM) for streaming operations - intermediate	"ica_aes_gcm_intermediate" on page 50	128, 192, 256	z196, z114, zEC12, zBC12, z13, z13s, z14	Yes	No
AES with Galois/Counter Mode (GCM) for streaming operations - last	"ica_aes_gcm_last" on page 52	128, 192, 256	z196, z114, zEC12, zBC12, z13, z13s, z14	Yes	No
AES with Galois/Counter Mode (GCM) for KMA exploitation - pointer to new GCM context	"ica_aes_gcm_kma_ctx_new" on page 54	128, 192, 256	z196, z114, zEC12, zBC12, z13, z13s, z14	Yes	No
AES with Galois/Counter Mode (GCM) for KMA exploitation - deallocate new GCM context	"ica_aes_gcm_kma_ctx_free" on page 54	128, 192, 256	z196, z114, zEC12, zBC12, z13, z13s, z14	Yes	No
AES with Galois/Counter Mode (GCM) for KMA exploitation - initialize new GCM context	"ica_aes_gcm_kma_init" on page 54	128, 192, 256	z196, z114, zEC12, zBC12, z13, z13s, z14	Yes	No

Table 1. libica APIs (continued)

Function	libica API name	Key length in bits	Supported on	CPACF function	SW fallback
AES with Galois/Counter Mode (GCM) for KMA exploitation - perform encryption or decryption with authentication	"ica_aes_gcm_kma_update" on page 55	128, 192, 256	z196, z114, zEC12, zBC12, z13, z13s, z14	Yes	No
AES with Galois/Counter Mode (GCM) for KMA exploitation - get authentication tag	"ica_aes_gcm_kma_get_tag" on page 57	128, 192, 256	z196, z114, zEC12, zBC12, z13, z13s, z14	Yes	No
AES with Galois/Counter Mode (GCM) for KMA exploitation - verify authentication tag	"ica_aes_gcm_kma_verify_tag" on page 58	128, 192, 256	z196, z114, zEC12, zBC12, z13, z13s, z14	Yes	No
AES with Output Feedback mode	"ica_aes_ofb" on page 59	128, 192, 256	zEC12, zBC12, z13, z13s, z14	Yes	No
AES with XEX-based Tweaked Code Book mode (TCB) with CipherText Stealing (CTS)	"ica_aes_xts" on page 60	128, 256	zEC12, zBC12, z13, z13s, z14	Yes	No
TDES/3DES functions					
TDES with Cipher Block Chaining mode	"ica_3des_cbc" on page 62	168	z196, z114, zEC12, zBC12, z13, z13s, z14	Yes	Yes
TDES with CBC-Cipher text Stealing mode	"ica_3des_cbc_cs" on page 63	168	z196, z114, zEC12, zBC12, z13, z13s, z14	Yes	Yes
TDES with Cipher Feedback mode	"ica_3des_cfb" on page 64	168	z196, z114, zEC12, zBC12, z13, z13s, z14	Yes	No
TDES with CMAC mode	"ica_3des_cmac" on page 65	168	zEC12, zBC12, z13, z13s, z14	Yes	No
TDES with CMAC mode process intermediate chunks	"ica_3des_cmac_intermediate" on page 66	168	zEC12, zBC12, z13, z13s, z14	Yes	No
TDES with CMAC mode process last chunk	"ica_3des_cmac_last" on page 67	168	zEC12, zBC12, z13, z13s, z14	Yes	No
TDES with Counter mode	"ica_3des_ctr" on page 68	168	z196, z114, zEC12, zBC12, z13, z13s, z14	Yes	No
TDES with Counter mode, using a list of counters	"ica_3des_ctrlist" on page 69	168	z196, z114, zEC12, zBC12, z13, z13s, z14	Yes	No

Table 1. libica APIs (continued)

Function	libica API name	Key length in bits	Supported on	CPACF function	SW fallback
TDES with Electronic Code Book mode	"ica_3des_ecb" on page 70	168	z196, z114, zEC12, zBC12, z13, z13s, z14	Yes	Yes
TDES with Output Feedback mode	"ica_3des_ofb" on page 71	168	zEC12, zBC12, z13, z13s, z14	Yes	No
Information retrieval functions					
Return version information for libica	"ica_get_version" on page 73	N/A	z196, z114, zEC12, zBC12, z13, z13s, z14	N/A	N/A
Return a list of crypto mechanisms supported by libica	"ica_get_functionlist" on page 73	N/A	z196, z114, zEC12, zBC12, z13, z13s, z14	N/A	N/A
FIPS mode functions					
Queries and returns a FIPS status and whether libica is running in FIPS mode.	"ica_fips_status" on page 74	N/A	z196, z114, zEC12, zBC12, z13, z13s, z14	N/A	N/A
Triggers the implemented self-tests when running in FIPS mode.	"ica_fips_powerup_tests" on page 75	N/A	z196, z114, zEC12, zBC12, z13, z13s, z14	N/A	N/A
DES functions (deprecated)					
DES with Cipher Block Chaining mode	"ica_des_cbc" on page 76	56	z196, z114, zEC12, zBC12, z13, z13s, z14	Yes	Yes
DES with CBC-Cipher text stealing mode	"ica_des_cbc_cs" on page 76	56	z196, z114, zEC12, zBC12, z13, z13s, z14	Yes	Yes
DES with Cipher Feedback mode	"ica_des_cfb" on page 78	56	z196, z114, zEC12, zBC12, z13, z13s, z14	Yes	No
DES with CMAC mode	"ica_des_cmac" on page 79	56	zEC12, zBC12, z13, z13s, z14	Yes	No
DES with CMAC mode process intermediate chunks	"ica_des_cmac_intermediate" on page 80	56	zEC12, zBC12, z13, z13s, z14	Yes	No
DES with CMAC mode process last chunk	"ica_des_cmac_last" on page 81	56	zEC12, zBC12, z13, z13s, z14	Yes	No
DES with Counter mode	"ica_des_ctr" on page 82	56	z196, z114, zEC12, zBC12, z13, z13s, z14	Yes	No
DES with Counter mode, using a list of counters	"ica_des_ctrlist" on page 83	56	z196, z114, zEC12, zBC12, z13, z13s, z14	Yes	No
DES with Electronic Code Book mode	"ica_des_ecb" on page 84	56	z196, z114, zEC12, zBC12, z13, z13s, z14	Yes	Yes

Table 1. libica APIs (continued)

Function	libica API name	Key length in bits	Supported on	CPACF function	SW fallback
DES with Output Feedback mode	"ica_des_ofb" on page 85	56	zEC12, zBC12, z13, z13s, z14	Yes	No

Open and close adapter functions

These functions open or close the crypto adapter. It is recommended to open the crypto adapter before using any of the libica crypto functions, and to close it after the last usage of the libica crypto functions. However, in this version of the libica only the RSA-related functions `ica_rsa_mod_expo` and `ica_rsa crt` require a valid adapter handle as input. A pointer to the value `DRIVER_NOT_LOADED` indicates an invalid adapter handle. The parameter `ica_adapter_handle_t` is a redefine of `int`.

These functions are included in: `include/ica_api.h`.

ica_open_adapter

Purpose

Opens an adapter.

Format

```
unsigned int ica_open_adapter(ica_adapter_handle_t *adapter_handle);
```

Parameters

ica_adapter_handle_t *adapter_handle

Pointer to the file descriptor for the adapter or to `DRIVER_NOT_LOADED` if opening the crypto adapter failed.

Opening an adapter succeeds if a cryptographic device is accessible for reading and writing. By default, cryptographic access must be available with the `/dev/z90crypt` path name for the adapter open request to succeed. If the environment variable `LIBICA_CRYPT_DEVICE` is set to a valid path name of an accessible cryptographic device, accessing the device with that path name takes precedence over the default path names.

Return codes

0 Success

For return codes indicating exceptions, see "Return codes" on page 107.

ica_close_adapter

Purpose

Closes an adapter.

Comments

This API closes a device handle.

Format

```
unsigned int ica_close_adapter(ica_adapter_handle_t adapter_handle);
```


Parameters

ica_adapter_handle_t adapter_handle

Pointer to a previously opened device handle.

Return codes

0 Success

For return codes indicating exceptions, see “Return codes” on page 107.

Secure hash operations

These functions are included in: `include/ica_api.h`.

These functions perform secure hash on input data using the chosen algorithm of SHA-224, SHA-256, SHA-384, SHA-512, SHA3-224, SHA3-256, SHA3-384, SHA3-512, SHAKE-128, or SHAKE-256.

SHA context structures contain information about how much of the actual work was already performed. Also, it contains the part of the hash that is already produced. For the user, it is only interesting in cases where the message is not hashed at once, because the context is needed for further operations.

ica_sha224

Purpose

Performs a secure hash operation on the input data using the SHA-224 algorithm.

Format

```
unsigned int ica_sha224(unsigned int message_part,  
    unsigned int input_length,  
    unsigned char *input_data,  
    sha256_context_t *sha256_context,  
    unsigned char *output_data);
```

Required hardware support

KIMD-SHA-256 and KLMD-SHA-256

Parameters

unsigned int message_part

The message chaining state. This parameter must be one of the following values:

SHA_MSG_PART_ONLY

A single hash operation

SHA_MSG_PART_FIRST

The first part

SHA_MSG_PART_MIDDLE

The middle part

SHA_MSG_PART_FINAL

The last part

unsigned int input_length

Length in bytes of the input data to be hashed using the SHA-224 algorithm.

unsigned char *input_data

Pointer to the input data to be hashed. This pointer must not be zero. So even in case of zero size message data, it must be set to a valid value.

sha256_context_t *sha256_context

Pointer to the SHA-256 context structure used to store intermediate values needed when chaining is used. The contents are ignored for message part `SHA_MSG_PART_ONLY` and `SHA_MSG_PART_FIRST`. This structure must contain the returned value of the preceding call to `ica_sha224` for message part `SHA_MSG_PART_MIDDLE` and `SHA_MSG_PART_FINAL`. For message part `SHA_MSG_PART_FIRST` and `SHA_MSG_PART_FINAL`, the returned value can be used for a chained call of `ica_sha224`. Therefore, the application must not modify the contents of this structure in between chained calls.

Note: Due to the algorithm used by SHA-224, a SHA-256 context must be used.

unsigned char *output_data

Pointer to the buffer to contain the resulting hash data. The resulting output data has a length of `SHA224_HASH_LENGTH`. Make sure that the buffer is at least this size.

Return codes

0 Success

For return codes indicating exceptions, see “Return codes” on page 107.

ica_sha256**Purpose**

Performs a secure hash on the input data using the SHA-256 algorithm.

Format

```
unsigned int ica_sha256(unsigned int message_part,
    unsigned int input_length,
    unsigned char *input_data,
    sha256_context_t *sha256_context,
    unsigned char *output_data);
```

Required hardware support

KIMD-SHA-256 and KLMD-SHA-256

Parameters**unsigned int message_part**

The message chaining state. This parameter must be one of the following values:

SHA_MSG_PART_ONLY

A single hash operation

SHA_MSG_PART_FIRST

The first part

SHA_MSG_PART_MIDDLE

The middle part

SHA_MSG_PART_FINAL

The last part

unsigned int input_length

Length in bytes of the input data to be hashed using the SHA-256 algorithm.

unsigned char *input_data

Pointer to the input data to be hashed. This pointer must not be zero. So even in case of zero size message data, it must be set to a valid value.

sha256_context_t *sha256_context

Pointer to the SHA-256 context structure used to store intermediate values needed when chaining is used. The contents are ignored for message part `SHA_MSG_PART_ONLY` and `SHA_MSG_PART_FIRST`. This structure must contain the returned value of the preceding call to `ica_sha256` for message part `SHA_MSG_PART_MIDDLE` and `SHA_MSG_PART_FINAL`. For message part `SHA_MSG_PART_FIRST` and `SHA_MSG_PART_FINAL`, the returned value can be used for a chained call of `ica_sha256`. Therefore, the application must not modify the contents of this structure in between chained calls.

unsigned char *output_data

Pointer to the buffer to contain the resulting hash data. The resulting output data has a length of `SHA256_HASH_LENGTH`. Make sure that the buffer is at least this size.

Return codes

0 Success

For return codes indicating exceptions, see “Return codes” on page 107.

ica_sha384**Purpose**

Performs a secure hash on the input data using the SHA-384 algorithm.

Format

```
unsigned int ica_sha384(unsigned int message_part,
    uint64_t input_length,
    unsigned char *input_data,
    sha512_context_t *sha512_context,
    unsigned char *output_data);
```

Required hardware support

KIMD-SHA-512 and KLMD-SHA-512

Parameters**unsigned int message_part**

The message chaining state. This parameter must be one of the following values:

SHA_MSG_PART_ONLY

A single hash operation

SHA_MSG_PART_FIRST

The first part

SHA_MSG_PART_MIDDLE

The middle part

SHA_MSG_PART_FINAL

The last part

uint64_t input_length

Length in bytes of the input data to be hashed using the SHA-384 algorithm.

unsigned char *input_data

Pointer to the input data to be hashed. This pointer must not be zero. So even in case of zero size message data, it must be set to a valid value.

sha512_context_t *sha512_context

Pointer to the SHA-512 context structure used to store intermediate values needed when chaining is used. The contents are ignored for message part `SHA_MSG_PART_ONLY` and `SHA_MSG_PART_FIRST`. This structure must contain the returned value of the preceding call to `ica_sha384` for message part `SHA_MSG_PART_MIDDLE` and `SHA_MSG_PART_FINAL`. For message part `SHA_MSG_PART_FIRST` and `SHA_MSG_PART_FINAL`, the returned value can be used for a chained call of `ica_sha384`. Therefore, the application must not modify the contents of this structure in between chained calls.

Note: SHA-384 also uses a SHA-512 context

unsigned char *output_data

Pointer to the buffer to contain the resulting hash data. The resulting output data has a length of `SHA384_HASH_LENGTH`. Make sure that the buffer is at least this size.

Return codes

0 Success

For return codes indicating exceptions, see “Return codes” on page 107.

ica_sha512

Purpose

Performs a secure hash operation on input data using the SHA-512 algorithm.

Format

```
unsigned int ica_sha512(unsigned int message_part,
    uint64_t input_length,
    unsigned char *input_data,
    sha512_context_t *sha512_context,
    unsigned char *output_data);
```

Required hardware support

KIMD-SHA-512 and KLMD-SHA-512

Parameters**unsigned int message_part**

The message chaining state. This parameter must be one of the following values:

SHA_MSG_PART_ONLY

A single hash operation

SHA_MSG_PART_FIRST

The first part

SHA_MSG_PART_MIDDLE

The middle part

SHA_MSG_PART_FINAL

The last part

uint64_t input_length

Length in bytes of the input data to be hashed using the SHA-512 algorithm.

unsigned char *input_data

Pointer to the input data to be hashed. This pointer must not be zero. So even in case of zero size message data, it must be set to a valid value.

sha512_context_t *sha512_context

Pointer to the SHA-512 context structure used to store intermediate values needed when chaining is used. The contents are ignored for message part `SHA_MSG_PART_ONLY` and `SHA_MSG_PART_FIRST`. This structure must contain the returned value of the preceding call to `ica_sha512` for message part `SHA_MSG_PART_MIDDLE` and `SHA_MSG_PART_FINAL`. For message part `SHA_MSG_PART_FIRST` and `SHA_MSG_PART_FINAL`, the returned value can be used for a chained call of `ica_sha512`. Therefore, the application must not modify the contents of this structure in between chained calls.

unsigned char *output_data

Pointer to the buffer to contain the resulting hash data. The resulting output data has a length of `SHA512_HASH_LENGTH`. Make sure that the buffer is at least this size.

Return codes

0 Success

For return codes indicating exceptions, see “Return codes” on page 107.

ica_sha3_224**Purpose**

Performs a secure hash operation on input data using the SHA3-224 algorithm.

Format

```
unsigned int ica_sha3_224(unsigned int message_part,
    unsigned int input_length,
    unsigned char *input_data,
    sha3_224_context_t *sha3_224_context,
    unsigned char *output_data);
```

Required hardware support

KIMD-SHA3-224 and KLMD-SHA3-224

Parameters**unsigned int message_part**

The message chaining state. This parameter must be one of the following values:

SHA_MSG_PART_ONLY

a single hash operation.

SHA_MSG_PART_FIRST

the first part.

SHA_MSG_PART_MIDDLE

the middle part.

SHA_MSG_PART_FINAL

the last part.

unsigned int input_length

Length in bytes of the input data to be hashed using the SHA3-224 algorithm.

unsigned char *input_data

Pointer to the input data to be hashed. This pointer must not be NULL. So even in case of zero size message data, it must be set to a valid value.

sha3_224_context_t *sha3_224_context

Pointer to the SHA3-224 context structure used to store intermediate values needed when chaining is used. The contents are ignored for message part `SHA_MSG_PART_ONLY` and `SHA_MSG_PART_FIRST`. This structure must contain the returned value of the preceding call to `ica_sha3_224` for message part `SHA_MSG_PART_MIDDLE` and `SHA_MSG_PART_FINAL`. For message part `SHA_MSG_PART_FIRST` and `SHA_MSG_PART_MIDDLE`, the returned value can be used for a chained call of `ica_sha3_224`. Therefore, the application must not modify the contents of this structure in between chained calls.

unsigned char *output_data

Pointer to the buffer to contain the resulting hash data. This pointer must always be available and must not be NULL. The resulting output data has a length of `SHA3_224_HASH_LENGTH`. Make sure that the buffer is at least this size.

Return codes

0 Success

For return codes indicating exceptions, see “Return codes” on page 107.

ica_sha3_256

Purpose

Performs a secure hash operation on input data using the SHA3-256 algorithm.

Format

```
unsigned int ica_sha3_256(unsigned int message_part,  
    unsigned int input_length,  
    unsigned char *input_data,  
    sha3_256_context_t *sha3_256_context,  
    unsigned char *output_data);
```

Required hardware support

KIMD-SHA3-256 and KLMD-SHA3-256

Parameters

unsigned int message_part

The message chaining state. This parameter must be one of the following values:

SHA_MSG_PART_ONLY

a single hash operation.

SHA_MSG_PART_FIRST

the first part.

SHA_MSG_PART_MIDDLE

the middle part.

SHA_MSG_PART_FINAL

the last part.

unsigned int input_length

Length in bytes of the input data to be hashed using the SHA3-256 algorithm.

unsigned char *input_data

Pointer to the input data to be hashed. This pointer must not be zero. So even in case of zero size message data, it must be set to a valid value.

sha3_256_context_t *sha3_256_context

Pointer to the SHA3-256 context structure used to store intermediate values needed when chaining is used. The contents are ignored for message part `SHA_MSG_PART_ONLY` and `SHA_MSG_PART_FIRST`. This structure must contain the returned value of the preceding call to `ica_sha3_256` for message part `SHA_MSG_PART_MIDDLE` and `SHA_MSG_PART_FINAL`. For message part `SHA_MSG_PART_FIRST` and `SHA_MSG_PART_MIDDLE`, the returned value can be used for a chained call of `ica_sha3_256`. Therefore, the application must not modify the contents of this structure in between chained calls.

unsigned char *output_data

Pointer to the buffer to contain the resulting hash data. This pointer must always be available and must not be NULL. The resulting output data has a length of `SHA3_256_HASH_LENGTH`. Make sure that the buffer is at least this size.

Return codes

0 Success

For return codes indicating exceptions, see “Return codes” on page 107.

ica_sha3_384

Purpose

Performs a secure hash operation on input data using the SHA3-384 algorithm.

Format

```
unsigned int ica_sha3_384(unsigned int message_part,  
                          uint64_t input_length,  
                          unsigned char *input_data,  
                          sha3_384_context_t *sha3_384_context,  
                          unsigned char *output_data);
```

Required hardware support

KIMD-SHA3-384 and KLMD-SHA3-384

Parameters

unsigned int message_part

The message chaining state. This parameter must be one of the following values:

SHA_MSG_PART_ONLY

a single hash operation.

SHA_MSG_PART_FIRST

the first part.

SHA_MSG_PART_MIDDLE

the middle part.

SHA_MSG_PART_FINAL

the last part.

uint64_t input_length

Length in bytes of the input data to be hashed using the SHA3-384 algorithm.

unsigned char *input_data

Pointer to the input data to be hashed. This pointer must not be zero. So even in case of zero size message data, it must be set to a valid value.

sha3_384_context_t *sha3_384_context

Pointer to the SHA3-384 context structure used to store intermediate values needed when chaining is used. The contents are ignored for message part `SHA_MSG_PART_ONLY` and `SHA_MSG_PART_FIRST`. This structure must contain the returned value of the preceding call to `ica_sha3_384` for message part `SHA_MSG_PART_MIDDLE` and `SHA_MSG_PART_FINAL`. For message part `SHA_MSG_PART_FIRST` and `SHA_MSG_PART_MIDDLE`, the returned value can be used for a chained call of `ica_sha3_384`. Therefore, the application must not modify the contents of this structure in between chained calls.

unsigned char *output_data

Pointer to the buffer to contain the resulting hash data. This pointer must be available and must not be `NULL`. The resulting output data has a length of `SHA3_384_HASH_LENGTH`. Make sure that the buffer is at least this size.

Return codes

0 Success

For return codes indicating exceptions, see “Return codes” on page 107.

ica_sha3_512

Purpose

Performs a secure hash operation on input data using the SHA3-512 algorithm.

Format

```
unsigned int ica_sha3_512(unsigned int message_part,  
uint64_t input_length,  
unsigned char *input_data,  
sha3_512_context_t *sha3_512_context,  
unsigned char *output_data);
```

Required hardware support

KIMD-SHA3-512 and KLMD-SHA3-512

Parameters

unsigned int message_part

The message chaining state. This parameter must be one of the following values:

SHA_MSG_PART_ONLY

a single hash operation.

SHA_MSG_PART_FIRST

the first part.

SHA_MSG_PART_MIDDLE

the middle part.

SHA_MSG_PART_FINAL

the last part.

uint64_t input_length

Length in bytes of the input data to be hashed using the SHA3-512 algorithm.

unsigned char *input_data

Pointer to the input data to be hashed. This pointer must not be zero. So even in case of zero size message data, it must be set to a valid value.

sha3_512_context_t *sha3_512_context

Pointer to the SHA3-512 context structure used to store intermediate values needed when chaining is used. The contents are ignored for message part `SHA_MSG_PART_ONLY` and `SHA_MSG_PART_FIRST`. This structure must contain the returned value of the preceding call to `ica_sha3_512` for message part `SHA_MSG_PART_MIDDLE` and `SHA_MSG_PART_FINAL`. For message part `SHA_MSG_PART_FIRST` and `SHA_MSG_PART_MIDDLE`, the returned value can be used for a chained call of `ica_sha3_512`. Therefore, the application must not modify the contents of this structure in between chained calls.

unsigned char *output_data

Pointer to the buffer to contain the resulting hash data. This pointer must be available and must not be `NULL`. The resulting output data has a length of `SHA3_512_HASH_LENGTH`. Make sure that the buffer is at least this size.

Return codes

0 Success

For return codes indicating exceptions, see “Return codes” on page 107.

ica_shake_128

Purpose

Performs a secure hash operation on the input data using the SHAKE-128 algorithm. Unlike other hash functions, the SHAKE algorithm has no fixed output length. This means that you can choose any output length which is a multiple of 8 bits (1 byte).

Format

```
unsigned int ica_shake_128(unsigned int message_part,  
    uint64_t input_length,  
    unsigned char *input_data,  
    shake_128_context_t *shake_128_context,  
    unsigned char *output_data, unsigned int output_length);
```

Required hardware support

KIMD-SHAKE-128 and KLMD-SHAKE-128

Parameters

unsigned int message_part

The message chaining state. This parameter must be one of the following values:

SHA_MSG_PART_ONLY

a single hash operation.

SHA_MSG_PART_FIRST

the first part.

SHA_MSG_PART_MIDDLE

the middle part.

SHA_MSG_PART_FINAL

the last part.

uint64_t input_length

Length in bytes of the input data to be hashed using the SHAKE-128 algorithm.

unsigned char *input_data

Pointer to the input data to be hashed. This pointer must not be zero. So even in case of zero size message data, it must be set to a valid value.

shake_128_context_t *shake_128_context

Pointer to the SHAKE-128 context structure used to store intermediate values needed when chaining is used. The contents are ignored for message part SHA_MSG_PART_ONLY and SHA_MSG_PART_FIRST. This structure must contain the returned value of the preceding call to **ica_shake_128** for message part SHA_MSG_PART_MIDDLE and SHA_MSG_PART_FINAL. For message part SHA_MSG_PART_FIRST and SHA_MSG_PART_MIDDLE, the returned value can be used for a chained call of **ica_shake_128**. Therefore, the application must not modify the contents of this structure in between chained calls.

unsigned char *output_data

Pointer to the buffer to contain the resulting hash data. Done. This pointer must be available and must not be NULL. The resulting output data has a length as specified in parameter **output_length**. Make sure that the buffer is at least this size.

unsigned int output_length

The resulting length of the hashed data. The output length must not be zero and must be 1 byte or more for all message parts.

Return codes

0 Success

For return codes indicating exceptions, see “Return codes” on page 107.

ica_shake_256

Purpose

Performs a secure hash operation on the input data using the SHAKE-256 algorithm. Unlike other hash functions, the SHAKE algorithm has no fixed output length. This means that you can choose any output length which is a multiple of 8 bits (1 byte).

Format

```
unsigned int ica_shake_256(unsigned int message_part,  
                          uint64_t input_length,  
                          unsigned char *input_data,  
                          shake_256_context_t *shake_256_context,  
                          unsigned char *output_data, unsigned int output_length);
```

Required hardware support

KIMD-SHAKE-256 and KLMD-SHAKE-256

Parameters

unsigned int message_part

The message chaining state. This parameter must be one of the following values:

SHA_MSG_PART_ONLY

a single hash operation.

SHA_MSG_PART_FIRST

the first part.

SHA_MSG_PART_MIDDLE

the middle part.

SHA_MSG_PART_FINAL

the last part.

uint64_t input_length

Length in bytes of the input data to be hashed using the SHAKE-256 algorithm.

unsigned char *input_data

Pointer to the input data to be hashed. This pointer must not be zero. So even in case of zero size message data, it must be set to a valid value.

shake_256_context_t *shake_256_context

Pointer to the SHAKE-256 context structure used to store intermediate values needed when chaining is used. The contents are ignored for message part **SHA_MSG_PART_ONLY** and **SHA_MSG_PART_FIRST**. This structure must contain the returned value of the preceding call to **ica_shake_256** for message part **SHA_MSG_PART_MIDDLE** and **SHA_MSG_PART_FINAL**. For message part **SHA_MSG_PART_FIRST** and **SHA_MSG_PART_MIDDLE**, the returned value can be used for a chained call of **ica_shake_256**. Therefore, the application must not modify the contents of this structure in between chained calls.

unsigned char *output_data

Pointer to the buffer to contain the resulting hash data. This pointer must be available and must not be NULL. The resulting output data has a length as returned in parameter **output_length**. Make sure that the buffer is at least this size.

unsigned int output_length

The resulting length of the hashed data. The output length must not be zero and must be 1 byte or more for all message parts.

Return codes

0 Success

For return codes indicating exceptions, see “Return codes” on page 107.

Pseudo random number generation functions

libica provides two methods of random number (random bit) generation:

- a conventional random number generator (“ica_random_number_generate” on page 27).
- a NIST SP800-90A compliant deterministic random bit generator. This generator is implemented by a combination of five separate functional APIs and is hereafter referred to as **ica_drbg** to denote the complete generator as a whole.

Conventional `ica_random_number_generate` function

libica initialization tries to seed the CPACF random generator. To get the seed, device `/dev/hwrng` is opened. Device `/dev/hwrng` provides true random data from crypto adapters over the crypto device driver (main module name is `ap`, with an alias name `z90crypt`, which is linking to `ap`). If that fails, the initialization mechanism uses device `/dev/urandom`. Within the initialization, a byte counter `s390_byte_count` is set to 0. If the CPACF pseudo random generator is available, after 4096 bytes of the pseudo random number are generated, the random number generator is seeded again. If the CPACF pseudo random generator is not available, random numbers are read from `/dev/urandom`.

Since libica version 2.6, this API internally invokes the NIST compliant `ica_drbg` functionality. The original code of this API is only processed if no MSA5, or at least no MSA2 support is available, which is the prerequisite of the `ica_drbg` API (see “NIST compliant `ica_drbg` functions”).

NIST compliant `ica_drbg` functions

The following APIs make up the complete `ica_drbg` functionality:

- “`ica_drbg_instantiate`” on page 27
- “`ica_drbg_reseed`” on page 28
- “`ica_drbg_generate`” on page 29
- “`ica_drbg_uninstantiate`” on page 30
- “`ica_drbg_health_test`” on page 30

The IBM zEnterprise[®] EC12 (zEC12) machines introduced an updated version 5 of the message security assist (MSA). If available, the `ica_drbg` function exploits this updated MSA5 version that provides full hardware support for random number generation based on SHA512 in accordance with NIST SP800-90A.

Note: If no MSA5 version is available, the `ica_drbg` software fallback exploits at least MSA2 support, which includes SHA512. This fallback also produces NIST SP800-90A compliant random numbers, however, without the mentioned high performance MSA5 hardware support. If no MSA2 or higher support is available, the `ica_drbg` mechanism cannot return any pseudorandom bytes to the requesting application. In such cases, you must use the `ica_random_number_generate` function.

The implementation is designed to be thread-safe such that different threads can share the same `ica_drbg` instantiation.

The `ica_drbg` functionality uses certain definitions and supports the following DRBG mechanisms as shown in Table 2.

```
typedef struct ica_drbg_mech ica_drbg_mech_t;
extern ica_drbg_mech_t *const ICA_DRBG_SHA512;
```

Table 2. Supported DRBG mechanisms

DRBG mechanism	supported security strengths (in bits)	max. byte length of pers/add parameters
DRBG_SHA512	112, 128, 196, 256	256 / 256

The following information list satisfies the NIST SP800-90A documentation requirements:

- Entropy input is read from `/dev/hwrng`. If `/dev/hwrng` is not available, the entropy input is read from `/dev/prandom`.
- `ica_drbg` provides the `ica_drbg_health_test` interface for validation and health testing. This function together with test parameters can be found in `libica/src/include/s390_drbg.h`. Nonce and entropy input can be injected via these parameters for the purpose of known answer testing.
- No further support functions other than health testing are supported.
- The only DRBG mechanism currently implemented is Hash_DRBG using SHA-512.
- `ica_drbg` supports 112, 128, 196, and 256 bits of security.
- `ica_drbg` supports prediction resistance.
- The generate function is tested every $2^{64} - 1$ calls. This interval size is chosen, because CPACF hardware failures should not happen frequently.
- The integrity of the health test can be determined by inspecting the checksum/hash of the package before install.

ica_random_number_generate

Purpose

This function generates a pseudo random number. Parameter `*output_data` is a pointer to a buffer of byte length `output_length`. `output_length` number of bytes of pseudo random data is placed in the buffer pointed to by `output_data`.

Format

```
unsigned int ica_random_number_generate(unsigned int output_length,
    unsigned char *output_data);
```

Required hardware support

KMC-PRNG

Parameters

unsigned int output_length

Length in bytes of the `output_data` buffer, and the length of the generated pseudo random number.

unsigned char *output_data

Pointer to the buffer to receive the generated pseudo random number.

Return codes

0 Success

For return codes indicating exceptions, see “Return codes” on page 107.

ica_drbg_instantiate

Purpose

This function instantiates a NIST SP800-90A compliant deterministic random bit generator.

Format

```
int ica_drbg_instantiate(ica_drbg_t **sh,
    int sec,
    bool pr,
    ica_drbg_mech_t *mech,
    const unsigned char *pers,
    size_t pers_len);
```

Parameters

ica_drbg_t **sh

State handle pointer. The (invalid) state handle is set to identify the new DRBG instantiation and thus becomes valid.

int sec

Requested security strength in bits of the new DRBG instantiation. The security strength is set to the lowest value supported by its DRBG mechanism that is greater than or equal to your selected **sec** value (see Table 2 on page 26). For example, if you request security strength 160 for your instance, it is actually set to 196.

bool pr

Prediction resistance flag. Indicates whether or not prediction resistance may be required by the consuming application during one or more requests for pseudo random bytes.

ica_drbg_mech_t *mech

Pointer to the mechanism type selected for the new DRBG instantiation. The new instantiation is then of this mechanism type. For available mechanisms, see Table 2 on page 26.

const unsigned char *pers

Pointer to a personalization string. This is optional input that provides personalization information. The personalization string should be unique for all instantiations of the same mechanism type. NULL indicates that no personalization string is used (not recommended).

size_t pers_len

Length in bytes of the string referenced by ***pers**.

Return codes

0 Success

ENOTSUP

Prediction resistance or the requested security strength is not supported.

EPERM

Failed to obtain a valid timestamp from clock.

ICA_DBRG_HEALTH_TEST_FAIL

Health test failed, see “ica_drbg_health_test” on page 30.

ICA_DBRG_ENTROPY_SOURCE_FAIL

Entropy source failed.

ica_drbg_reseed

Purpose

This function reseeds a NIST SP800-90A compliant DRBG instantiation from **ica_drbg_instantiate**.

Format

```
int ica_drbg_reseed(ica_drbg_t *sh,  
    bool pr,  
    const unsigned char *add,  
    size_t add_len);
```

Parameters

ica_drbg_t *sh

State handle pointer. Identifies the DRBG instantiation to be reseeded.

bool pr

Prediction resistance request. Indicates whether or not prediction resistance is required.

const unsigned char *add

Pointer to additional optional input. NULL indicates that no additional input is used.

size_t add_len

Length in bytes of parameter **add**.

Return codes

0 Success

ENOTSUP

Prediction resistance is not supported.

ICA_DRBG_HEALTH_TEST_FAIL

Health test failed, see “ica_drbg_health_test” on page 30.

ICA_DRBG_ENTROPY_SOURCE_FAIL

Entropy source failed.

ica_drbg_generate

Purpose

This function requests pseud random bytes from an **ica_drbg** instantiation created by the **ica_drbg_instantiate** function.

Format

```
int ica_drbg_generate(ica_drbg_t *sh,  
    int sec,  
    bool pr,  
    const unsigned char *add,  
    size_t add_len,  
    unsigned char *prnd,  
    size_t prnd_len);
```

Parameters

ica_drbg_t *sh

State handle pointer. Identifies the DRBG instantiation from which pseudorandom bytes are requested.

int sec

Requested security strength: Minimum bits of security that the generated pseudo random bytes shall offer.

bool pr

Prediction resistance request. Indicates whether or not prediction resistance is required.

const unsigned char *add

Pointer to additional optional input. NULL indicates that no additional input is used.

size_t add_len

Length in bytes of parameter **add**.

unsigned char *prnd

Pointer to the generated pseudo random bytes.

size_t prnd_len

Length in bytes of parameter **prnd**, which corresponds to the number of generated pseudo random bytes.

Return codes

0 Success

ENOTSUP

Prediction resistance or the requested security strength is not supported.

EPERM

Reseed required.

ICA_DBRG_HEALTH_TEST_FAIL

Health test failed, see “ica_drbg_health_test.”

ICA_DBRG_ENTROPY_SOURCE_FAIL

Entropy source failed.

For return codes indicating exceptions, see “Return codes” on page 107.

ica_drbg_uninstantiate

Purpose

This function destroys an existing **ica_drbg** instance.

Format

```
int ica_drbg_uninstantiate(ica_drbg_t **sh);
```

Parameters

ica_drbg_t **sh

State handle pointer. The corresponding DRBG instantiation is destroyed and the state handle is set to NULL (invalid).

Return codes

0 Success

For return codes indicating exceptions, see “Return codes” on page 107.

ica_drbg_health_test

Purpose

This function runs a health test for the complete **ica_drbg** function mechanism.

Format

```
int ica_drbg_health_test(void *func,  
int sec,  
bool pr,  
ica_drbg_mech_t *mech);
```


Parameters

void *func

Pointer indicating which function should be tested. Options are:

ica_drbg_instantiate

ica_drbg_reseed

ica_drbg_generate

The ica_drbg_instantiate function is tested whenever other functions are tested.

int sec

Security strength. Argument for the call to the function denoted by parameter **func**.

bool pr

Prediction resistance. Argument for the call to the function denoted by parameter **func**.

ica_drbg_mech_t *mech

Pointer to the mechanism to be tested.

Return codes

0 Success

ICA_DBRG_HEALTH_TEST_FAIL

Health test failed.

ENOTSUP

Prediction resistance or the requested security strength is not supported.

ICA_DBRG_ENTROPY_SOURCE_FAIL

Entropy source failed.

For return codes indicating exceptions, see “Return codes” on page 107.

RSA key generation functions

These functions are included in: include/ica_api.h.

These functions generate an RSA public/private key pair. They are performed using software through OpenSSL. Hardware is not used.

ica_rsa_key_generate_mod_expo

Purpose

Generates RSA keys in modulus/exponent format.

Comments

For specific information about some of these parameters, see the considerations in “Data structures” on page 104.

Format

```
unsigned int ica_rsa_key_generate_mod_expo(ica_adapter_handle_t adapter_handle,  
    unsigned int modulus_bit_length,  
    ica_rsa_key_mod_expo_t *public_key,  
    ica_rsa_key_mod_expo_t *private_key);
```

Parameters

ica_adapter_handle_t adapter_handle

Pointer to a previously opened device handle.

unsigned int modulus_bit_length

Length in bits of the modulus. This value should comply with the length of the keys (in bytes), according to this calculation:

$$\text{key_length} = (\text{modulus_bits} + 7) / 8$$

ica_rsa_key_mod_expo_t *public_key

Pointer to where the generated public key is to be placed. If the *exponent* element in the public key is not set, it is randomly generated. A poorly chosen *exponent* could result in the program looping endlessly. Common public exponents are 3 and 65537.

ica_rsa_key_mod_expo_t *private_key

Pointer to where the generated private key in modulus/exponent format is to be placed. The length of both the private and public keys should be set in bytes. This value should comply with the length of the keys (in bytes), according to this calculation:

$$\text{key_length} = (\text{modulus_bits} + 7) / 8$$

Return codes

0 Success

For return codes indicating exceptions, see “Return codes” on page 107.

ica_rsa_key_generate_crt

Purpose

Generates RSA keys in Chinese-Remainder Theorem (CRT) format.

Comments

For specific information about some of these parameters, see the considerations in “Data structures” on page 104.

With libica version 2.5, this function has been extended to allow RSA key generation for any granularity in the range 57 - 4096 bits.

Format

```
unsigned int ica_rsa_key_generate_crt(ica_adapter_handle_t adapter_handle,  
    unsigned int modulus_bit_length,  
    ica_rsa_key_mod_expo_t *public_key,  
    ica_rsa_key_crt_t *private_key);
```

Parameters

ica_adapter_handle_t adapter_handle

Pointer to a previously opened device handle.

unsigned int modulus_bit_length

Length in bits of the modulus part of the key. This value should comply with the length of the keys (in bytes), according to this calculation:

$$\text{key_length} = (\text{modulus_bits} + 7) / 8$$

ica_rsa_key_mod_expo_t *public_key

Pointer to where the generated public key is to be placed. If the *exponent*

element in the public key is not set, it is randomly generated. A poorly chosen *exponent* can result in the program looping endlessly. Common public exponents are 3 and 65537.

ica_rsa_key_crt_t *private_key

Pointer to where the generated private key in CRT format is to be placed. Length of both private and public keys should be set in bytes. This value should comply with the length of the keys (in bytes), according to this calculation

$$\text{key_length} = (\text{modulus_bits} + 7) / 8$$

Return codes

0 Success

For return codes indicating exceptions, see “Return codes” on page 107.

ica_rsa_crt_key_check

Purpose

Analyzes an RSA CRT key and check if the components are conform with the IBM cryptographic architecture. If necessary the key is converted to a conform format that can be used for IBM cryptographic hardware acceleration.

Checks if the RSA key credentials in CRT format are presented in privileged form, respectively whether prime **p** is greater than prime **q** ($p > q$) In case of $p < q$, key credentials **p** and **q** as well as **dp** and **dq** are swapped and **qInverse** is recalculated.

Format

```
unsigned int ica_rsa_crt_key_check(ica_rsa_key_crt_t *rsa_key);
```

Parameters

ica_rsa_key_crt_t *rsa_key

Pointer to the key to be used in CRT format.

Return codes

0 All key credentials are in the correct format.

1 Key credentials were recalculated.

ENOMEM

Memory allocation fails.

For return codes indicating exceptions, see “Return codes” on page 107.

RSA encrypt and decrypt operations

These functions are included in: `include/ica_api.h`.

These functions perform a modulus/exponent operation using an RSA key whose type is either `ica_rsa_key_mod_expo_t` or `ica_rsa_key_crt_t`. They exploit the available cryptographic accelerators and CCA coprocessors.

ica_rsa_mod_expo

Purpose

Performs an RSA encryption or decryption operation using a key in modulus/exponent format.

Comments

Make sure that your message is padded before using this function.

Format

```
unsigned int ica_rsa_mod_expo(ica_adapter_handle_t adapter_handle,  
    unsigned char *input_data,  
    ica_rsa_key_mod_expo_t *rsa_key,  
    unsigned char *output_data);
```

Required hardware support

Cryptographic accelerators or CCA coprocessors.

Parameters

ica_adapter_handle_t adapter_handle

Pointer to a previously opened device handle.

unsigned char *input_data

Pointer to the input data to be encrypted or decrypted. This data must be in big endian format. Make sure that the input data is not longer than the bit length of the key. The byte length for the input data and the key must be the same. Right align the input data inside the data block.

ica_rsa_key_mod_expo_t *rsa_key

Pointer to the key to be used, in modulus/exponent format.

unsigned char *output_data

Pointer to the location where the output results are to be placed. This buffer has to be at least the same size as *input_data* and therefore at least the same size as the size of the modulus.

Return codes

0 Success

For return codes indicating exceptions, see “Return codes” on page 107.

ica_rsa_crt

Purpose

Performs an RSA encryption or decryption operation using a key in CRT format.

Comments

Make sure that your message is padded before using this function.

Format

```
unsigned int ica_rsa_crt(ica_adapter_handle_t adapter_handle,  
    unsigned char *input_data,  
    ica_rsa_key_crt_t *rsa_key,  
    unsigned char *output_data);
```

Required hardware support

Cryptographic accelerators or CCA coprocessors.

Parameters

ica_adapter_handle_t adapter_handle

Pointer to a previously opened device handle.

unsigned char *input_data

Pointer to the input data to be encrypted or decrypted. This data must be in big endian format. Make sure that the input data is not longer than the bit length of the key. The byte length for the input data and the key must be the same. Right align the input data inside the data block.

ica_rsa_key_crt_t *rsa_key

Pointer to the key to be used, in CRT format.

unsigned char *output_data

Pointer to the location where the output results are to be placed. This buffer must be as large as the *input_data*, and as large as the length of the *modulus* specified in *rsa_key*.

Return codes

0 Success

For return codes indicating exceptions, see “Return codes” on page 107.

AES functions

These functions are included in: `include/ica_api.h`.

These functions perform encryption and decryption or computation or verification of message authentication codes using an AES key. Supported key lengths are 16, 24 or 32 bytes for AES-128, AES-192 and AES-256 respectively. The cipher block size for AES is 16 bytes.

To securely apply AES encryption to messages that are longer than the cipher block size, modes of operation can be used to chain multiple encryption, decryption, or authentication operations. Most modes of operation require an initialization vector as additional input.

As long as the messages are encrypted or decrypted using such a mode of operation, have a size that is a multiple of a particular block size (mostly the cipher block size), the functions encrypting or decryption according to a mode of operation also compute an output vector. The output vector can be used as the initialization vector of a chained encryption or decryption operation in the same mode with the same block size and the same key.

When decrypting a cipher text, the mode of operation, the key, the initialization vector (if applicable), and for `ica_aes_cfb`, the *lcfb* value used for the decryption function must match the corresponding settings of the encryption function that transformed the plain text into cipher text.

AES API functions exploiting the KMA instruction

libica version 3.2 offers an enhanced API for the AES cipher in GCM block cipher mode. It consists of six API functions that exploit the cipher message with authentication (KMA) instruction. This KMA instruction is part of the message-security-assist extension 8 (MSA 8) and runs on the CPACF starting with z14 processors.

GCM API functions provided by libica earlier than version 3.2 also use the new KMA instruction on z14 processors. However, the enhanced GCM APIs offer advantages concerning usability and performance. Therefore, consider to use these APIs instead of the existing ones in all of your applicable applications.

You find the descriptions of the enhanced GCM APIs in the following topics:

- “ica_aes_gcm_kma_ctx_new” on page 54
- “ica_aes_gcm_kma_ctx_free” on page 54
- “ica_aes_gcm_kma_init” on page 54
- “ica_aes_gcm_kma_update” on page 55
- “ica_aes_gcm_kma_get_tag” on page 57
- “ica_aes_gcm_kma_verify_tag” on page 58

ica_aes_cbc

Purpose

Encrypt or decrypt data with an AES key using Cipher Block Chaining (CBC) mode, as described in NIST Special Publication 800-38A Chapter 6.2.

Format

```
unsigned int ica_aes_cbc(const unsigned char *in_data,
    unsigned char *out_data,
    unsigned long data_length,
    const unsigned char *key,
    unsigned int key_length,
    unsigned char *iv,
    unsigned int direction);
```

Required hardware support

KMC-AES-128, KMC-AES-192, or KMC-AES-256

Parameters

const unsigned char *in_data

Pointer to a readable buffer that contains the message to be encrypted or decrypted. The size of the message in bytes is *data_length*. The size of this buffer must be at least as large as *data_length*.

unsigned char *out_data

Pointer to a writable buffer to contain the resulting encrypted or decrypted message. The size of this buffer in bytes must be at least as large as *data_length*.

unsigned long data_length

Length in bytes of the message to be encrypted or decrypted, which resides at the beginning of *in_data*. *data_length* must be a multiple of the cipher block size (a multiple of 16 for AES).

const unsigned char *key

Pointer to a valid AES key.

unsigned int key_length

Length in bytes of the AES key. Supported sizes are 16, 24, and 32, for AES-128, AES-192, and AES-256 respectively. Therefore, you can use the definitions: **AES_KEY_LEN128**, **AES_KEY_LEN192**, and **AES_KEY_LEN256**.

unsigned char *iv

Pointer to a valid initialization vector of the same size as the cipher block in

bytes. This vector is overwritten during the function. The result value in *iv* can be used as the initialization vector for a chained `ica_aes_cbc` or `ica_aes_cbc_cs` call with the same key.

unsigned int direction

- 0 Use the decrypt function.
- 1 Use the encrypt function.

Return codes

- 0 Success

For return codes indicating exceptions, see “Return codes” on page 107.

ica_aes_cbc_cs

Purpose

Encrypt or decrypt data with an AES key using Cipher Block Chaining with Ciphertext Stealing (CBC-CS) mode, as described in NIST Special Publication 800-38A Chapter 6.2, and the Addendum to NIST Special Publication 800-38A on *Recommendation for Block Cipher Modes of Operation: Three Variants of Ciphertext Stealing for CBC Mode*.

`ica_aes_cbc_cs` can be used to encrypt or decrypt the last chunk of a message consisting of multiple chunks, where all chunks except the last one are encrypted or decrypted by chained calls to `ica_aes_cbc`. To do this, the resulting *iv* of the last call to `ica_aes_cbc` is fed into the *iv* of the `ica_aes_cbc_cs` call, provided that the chunk is greater than the cipher block size (greater than 16 bytes for AES).

Format

```
unsigned int ica_aes_cbc_cs(const unsigned char *in_data,
    unsigned char *out_data,
    unsigned long data_length,
    const unsigned char *key,
    unsigned int key_length,
    unsigned char *iv,
    unsigned int direction,
    unsigned int variant);
```

Required hardware support

KMC-AES-128, KMC-AES-192 or KMC-AES-256

Parameters

const unsigned char *in_data

Pointer to a readable buffer that contains the message to be encrypted or decrypted. The size of the message in bytes is *data_length*. The size of this buffer must be at least as large as *data_length*.

unsigned char *out_data

Pointer to a writable buffer to contain the resulting encrypted or decrypted message. The size of this buffer in bytes must be at least as large as *data_length*.

unsigned long data_length

Length in bytes of the message to be encrypted or decrypted, which resides at the beginning of *in_data*. *data_length* must be greater than or equal to the cipher block size (16 bytes for AES).

const unsigned char *key

Pointer to a valid AES key.

unsigned int key_length

Length in bytes of the AES key. Supported sizes are 16, 24, and 32, for AES-128, AES-192, and AES-256 respectively. . Therefore, you can use the definitions: `AES_KEY_LEN128`, `AES_KEY_LEN192`, and `AES_KEY_LEN256`.

unsigned char *iv

Pointer to a valid initialization vector of cipher block size number of bytes. This vector is overwritten during the function. For *variant* equal to 1 or *variant* equal to 2, the result value in *iv* can be used as the initialization vector for a chained `ica_aes_cbc` or `ica_aes_cbc_cs` call with the same key, if *data_length* is a multiple of the cipher block size.

unsigned int direction

0 Use the decrypt function.

1 Use the encrypt function.

unsigned int variant

1 Use variant CBC-CS1 of the Addendum to NIST Special Publication 800-38A to encrypt or decrypt the message: always keep last two blocks in order.

2 Use variant CBC-CS2 of the Addendum to NIST Special Publication 800-38A to encrypt or decrypt the message: switch order of the last two blocks if *data_length* is not a multiple of the cipher block size (a multiple of 16 bytes for AES).

3 Use variant CBC-CS3 of the Addendum to NIST Special Publication 800-38A to encrypt or decrypt the message: always switch order of the last two blocks.

Return codes

0 Success

For return codes indicating exceptions, see “Return codes” on page 107.

ica_aes_ccm

Purpose

Encrypt and authenticate or decrypt data and check authenticity of data with an AES key using Counter with Cipher Block Chaining Message Authentication Code (CCM) mode, as described in NIST Special Publication 800-38C. Formatting and counter functions are implemented according to NIST 800-38C Appendix A.

Format

```
unsigned int ica_aes_ccm(unsigned char *payload,
    unsigned long payload_length,
    unsigned char *ciphertext_n_mac,
    unsigned int mac_length,
    const unsigned char *assoc_data,
    unsigned long assoc_data_length,
    const unsigned char *nonce,
    unsigned int nonce_length,
    const unsigned char *key,
    unsigned int key_length,
    unsigned int direction);
```


Required hardware support

KMCTR-AES-128, KMCTR-AES-192, or KMCTR-AES-256
KMAC-AES-128, KMAC-AES-192, or KMAC-AES-256

Parameters

unsigned char *payload

Pointer to a buffer of size greater than or equal to *payload_length* bytes. If *direction* is equal to 1, the payload buffer must be readable and contain a payload message of size *payload_length* to be encrypted. If *direction* is equal to 0, the payload buffer must be writable. If the authentication verification succeeds, the decrypted message in the most significant *payload_length* bytes of *ciphertext_n_mac* is written to this buffer. Otherwise, the contents of this buffer is undefined.

unsigned long payload_length

Length in bytes of the message to be encrypted or decrypted. This value can be 0 unless *assoc_data_length* is equal to 0.

unsigned char *ciphertext_n_mac

Pointer to a buffer of size greater than or equal to *payload_length* plus *mac_length* bytes. If *direction* is equal to 1, the buffer must be writable and the encrypted message from *payload* followed by the message authentication code for the nonce, the payload, and associated data are written to that buffer. If *direction* is equal to 0, then the buffer is readable and contains an encrypted message of length *payload_length* followed by a message authentication code of length *mac_length*.

unsigned int mac_length

Length in bytes of the message authentication code. Valid values are: 4, 6, 8, 10, 12, and 16.

const unsigned char *assoc_data

Pointer to a readable buffer of size greater than or equal to *assoc_data_length* bytes. The associated data in the most significant *assoc_data_length* bytes is subject to the authentication code computation, but is not encrypted.

unsigned long assoc_data_length

Length of the associated data in *assoc_data*. This value can be 0 unless *payload_length* is equal to 0.

const unsigned char *nonce

Pointer to readable buffer of size greater than or equal to *nonce_length* bytes, which contains a nonce (number used once) of size *nonce_length* bytes.

unsigned int nonce_length

Length of the *nonce* in bytes. Valid values are greater than 6 and less than 14.

const unsigned char *key

Specifies a pointer to a valid AES key.

unsigned int key_length

Length in bytes of the AES key. Supported sizes are 16, 24, and 32 for AES-128, AES-192 and AES-256 respectively. Therefore, you can use the definitions: **AES_KEY_LEN128**, **AES_KEY_LEN192**, and **AES_KEY_LEN256**.

unsigned int direction

0 Use the decrypt function.
1 Use the encrypt function.

Return codes

0 Success

EFAULT

If *direction* is equal to 0 and the verification of the message authentication code fails.

For return codes indicating exceptions, see “Return codes” on page 107.

ica_aes_cfb

Purpose

Encrypt or decrypt data with an AES key using Cipher Feedback (CFB) mode, as described in NIST Special Publication 800-38A Chapter 6.3.

Format

```
unsigned int ica_aes_cfb(const unsigned char *in_data,
    unsigned char *out_data,
    unsigned long data_length,
    const unsigned char *key,
    unsigned int key_length,
    unsigned char *iv,
    unsigned int lcfb,
    unsigned int direction);
```

Required hardware support

KMF-AES-128, KMF-AES-192, or KMF-AES-256

Parameters

const unsigned char *in_data

Pointer to a readable buffer that contains the message to be encrypted or decrypted. The size of the message in bytes is *data_length*. The size of this buffer must be at least as large as *data_length*.

unsigned char *out_data

Pointer to a writable buffer to contain the resulting encrypted or decrypted message. The size of this buffer in bytes must be at least as large as *data_length*.

unsigned long data_length

Length in bytes of the message to be encrypted or decrypted, which resides at the beginning of *in_data*.

const unsigned char *key

Pointer to a valid AES key.

unsigned int key_length

Length in bytes of the AES key. Supported sizes are 16, 24, and 32, for AES-128, AES-192, and AES-256 respectively. Therefore, you can use the definitions: **AES_KEY_LEN128**, **AES_KEY_LEN192**, and **AES_KEY_LEN256**.

unsigned char *iv

Pointer to a valid initialization vector of the same size as the cipher block in bytes (16 bytes for AES). This vector is overwritten during the function. The result value in *iv* can be used as the initialization vector for a chained **ica_aes_cfb** call with the same key, if the *data_length* in the preceding call is a multiple of *lcfb*.

unsigned int lcfb

Length in bytes of the cipher feedback, which is a value greater than or equal to 1 and less than or equal to the cipher block size (16 bytes for AES).

unsigned int direction

- 0 Use the decrypt function.
- 1 Use the encrypt function.

Return codes

- 0 Success

For return codes indicating exceptions, see “Return codes” on page 107.

ica_aes_cmac**Purpose**

Authenticate data or verify the authenticity of data with an AES key using the Block Cipher Based Message Authentication Code (CMAC) mode, as described in NIST Special Publication 800-38B. `ica_aes_cmac` can be used to authenticate or verify the authenticity of a complete message.

Format

```
unsigned int ica_aes_cmac(const unsigned char *message,
    unsigned long message_length,
    unsigned char *mac,
    unsigned int mac_length,
    const unsigned char *key,
    unsigned int key_length,
    unsigned int direction);
```

Required hardware support

KMAC-AES-128, KMAC-AES-192 or KMAC-AES-256
 PCC-Compute-Last_block-CMAC-Using-AES-128, PCC-Compute-Last_block-
 CMAC-Using-AES-192, or PCC-Compute-Last_block-CMAC-Using-AES-256

Parameters**const unsigned char *message**

Pointer to a readable buffer of size greater than or equal to *message_length* bytes. This buffer contains a message to be authenticated, or of which the authenticity is to be verified.

unsigned long message_length

Length in bytes of the message to be authenticated or verified.

unsigned char *mac

Pointer to a buffer of size greater than or equal to *mac_length* bytes. If *direction* is equal to 1, the buffer must be writable and a message authentication code for the message in *message* of size *mac_length* bytes is written to this buffer. If *direction* is equal to 0, this buffer must be readable and contain a message authentication code to be verified against the message in *message*.

unsigned int mac_length

Length in bytes of the message authentication code *mac* in bytes, which is less than or equal to the cipher block size (16 bytes for AES). It is recommended to use values greater than or equal to 8.

const unsigned char *key

Pointer to a valid AES key.

unsigned int key_length

Length in bytes of the AES key. Supported sizes are 16, 24, and 32 for AES-128, AES-192, and AES-256 respectively. Therefore, you can use the definitions: `AES_KEY_LEN128`, `AES_KEY_LEN192`, and `AES_KEY_LEN256`.

unsigned int direction

- 0 Verify message authentication code.
- 1 Compute message authentication code for the message.

Return codes

0 Success

EFAULT

If *direction* is equal to 0 and the verification of the message authentication code fails.

For return codes indicating exceptions, see “Return codes” on page 107.

ica_aes_cmac_intermediate

Purpose

Authenticate data or verify the authenticity of data with an AES key using the Block Cipher Based Message Authentication Code (CMAC) mode, as described in NIST Special Publication 800-38B. `ica_aes_cmac_intermediate` and `ica_aes_cmac_last` can be used when the message to be authenticated or to be verified using CMAC is supplied in multiple chunks. `ica_aes_cmac_intermediate` is used to process all but the last chunk. All message chunks to be processed by `ica_aes_cmac_intermediate` must have a size that is a multiple of the cipher block size (a multiple of 16 bytes for AES).

Note that `ica_aes_cmac_intermediate` has no direction argument. This function can be used during authentication and during authenticity verification.

Format

```
unsigned int ica_aes_cmac_intermediate(const unsigned char *message,
    unsigned long message_length,
    const unsigned char *key,
    unsigned int key_length,
    unsigned char *iv);
```

Required hardware support

KMAC-AES-128, KMAC-AES-192, or KMAC-AES-256

Parameters

const unsigned char *message

Pointer to a readable buffer of size greater than or equal to *message_length* bytes. This buffer contains a non-final part of a message, to be authenticated or of which the authenticity is to be verified.

unsigned long message_length

Length in bytes of the message part in *message*. This value must be a multiple of the cipher block size.

const unsigned char *key

Pointer to a valid AES key.

unsigned int key_length

Length in bytes of the AES key. Supported sizes are 16, 24, and 32 for AES-128, AES-192, and AES-256 respectively. Therefore, you can use the definitions: `AES_KEY_LEN128`, `AES_KEY_LEN192`, and `AES_KEY_LEN256`.

unsigned char *iv

Pointer to a valid initialization vector of cipher block size number of bytes (16 bytes for AES). For the first message part, this parameter must be set to a string of zeros. For processing the n -th message part, this parameter must be the resulting *iv* value of the `ica_aes_cmac_intermediate` function applied to the $(n-1)$ -th message part. This vector is overwritten during the function. The result value in *iv* can be used as the initialization vector for a chained call to `ica_aes_cmac_initermediate` or to `ica_aes_cmac_last` with the same key.

Return codes

0 Success

For return codes indicating exceptions, see “Return codes” on page 107.

ica_aes_cmac_last**Purpose**

Authenticate data or verify the authenticity of data with an AES key using the Block Cipher Based Message Authentication Code (CMAC) mode, as described in NIST Special Publication 800-38B. `ica_aes_cmac_last` can be used to authenticate or verify the authenticity of a complete message, or of the final part of a message for which all preceding parts were processed with `ica_aes_cmac_intermediate`.

Format

```
unsigned int ica_aes_cmac_last(const unsigned char *message,
    unsigned long message_length,
    unsigned char *mac,
    unsigned int mac_length,
    const unsigned char *key,
    unsigned int key_length,
    unsigned char *iv,
    unsigned int direction);
```

Required hardware support

KMAC-AES-128, KMAC-AES-192 or KMAC-AES-256
PCC-Compute-Last_block-CMAC-Using-AES-128, PCC-Compute-Last_block-CMAC-Using-AES-192, or PCC-Compute-Last_block-CMAC-Using-AES-256

Parameters**const unsigned char *message**

Pointer to a readable buffer of size greater than or equal to *message_length* bytes. This buffer contains a message or the final part of a message to be authenticated, or of which the authenticity is to be verified.

unsigned long message_length

Length in bytes of the message to be authenticated or verified.

unsigned char *mac

Pointer to a buffer of size greater than or equal to *mac_length* bytes. If *direction* is equal to 1, the buffer must be writable and a message authentication code for the message in *message* of size *mac_length* bytes is written to the buffer. If

direction is equal to 0, the buffer must be readable and contain a message authentication code that is verified against the message in *message*.

unsigned int mac_length

Length in bytes of the message authentication code *mac* in bytes, which is less than or equal to the cipher block size (16 bytes for AES). It is recommended to use values greater than or equal to 8.

const unsigned char *key

Pointer to a valid AES key.

unsigned int key_length

Length in bytes of the AES key. Supported sizes are 16, 24, and 32 for AES-128, AES-192, and AES-256 respectively. Therefore, you can use the definitions: **AES_KEY_LEN128**, **AES_KEY_LEN192**, and **AES_KEY_LEN256**.

unsigned char *iv

Pointer to a valid initialization vector of cipher block size number of bytes. If *iv* is NULL, *message* is assumed to be the complete message to be processed. Otherwise, *message* is the final part of a composite message to be processed, and *iv* contains the output vector resulting from processing all previous parts with chained calls to **ica_aes_cmac_intermediate** (the value returned in *iv* of the **ica_aes_cmac_intermediate** call applied to the penultimate message part).

unsigned int direction

- 0 Verify message authentication code.
- 1 Compute message authentication code for the message.

Return codes

0 Success

EFAULT

If *direction* is equal to 0 and the verification of the message authentication code fails.

For return codes indicating exceptions, see “Return codes” on page 107.

ica_aes_ctr

Purpose

Encrypt or decrypt data with an AES key using Counter (CTR) mode, as described in NIST Special Publication 800-38A Chapter 6.5. With the counter mode, each message block of cipher block size (16 bytes for AES) is combined with a counter value of the same size during encryption and decryption.

Starting with an initial counter value to be combined with the first message block, subsequent counter values to be combined with subsequent message blocks are derived from preceding counter values by an increment function. The increment function used in **ica_aes_ctr** is an arithmetic increment without carry on the *M* least significant bytes in the counter where *M* is a parameter to **ica_aes_ctr**.

Format

```
unsigned int ica_aes_ctr(const unsigned char *in_data,
    unsigned char *out_data,
    unsigned long data_length,
    const unsigned char *key,
    unsigned int key_length,
    unsigned char *ctr,
    unsigned int ctr_width,
    unsigned int direction);
```

Required hardware support

KMCTR-AES-128, KMCTR-AES-192, or KMCTR-AES-256

Parameters

const unsigned char *in_data

Pointer to a readable buffer that contains the message to be encrypted or decrypted. The size of the message in bytes is *data_length*. The size of this buffer must be at least as large as *data_length*.

unsigned char *out_data

Pointer to a writable buffer to contain the resulting encrypted or decrypted message. The size of this buffer in bytes must be at least as large as *data_length*.

unsigned long data_length

Length in bytes of the message to be encrypted or decrypted, which resides at the beginning of *in_data*.

const unsigned char *key

Pointer to a valid AES key.

unsigned int key_length

Length in bytes of the AES key. Supported sizes are 16, 24, and 32 for AES-128, AES-192, and AES-256 respectively. Therefore, you can use the definitions: **AES_KEY_LEN128**, **AES_KEY_LEN192**, and **AES_KEY_LEN256**.

unsigned char *ctr

Pointer to a readable and writable buffer of the same size as the cipher block in bytes. *ctr* contains an initialization value for a counter function, and it is replaced by a new value. That new value can be used as an initialization value for a counter function in a chained **ica_aes_ctr** call with the same key, if the *data_length* used in the preceding call is a multiple of the cipher block size.

unsigned int ctr_width

A number *M* between 1 and the cipher block size. The value is used by the counter increment function, which increments a counter value by incrementing without carry the least significant *M* bytes of the counter value.

unsigned int direction

- 0 Use the decrypt function.
- 1 Use the encrypt function.

Return codes

- 0 Success

For return codes indicating exceptions, see “Return codes” on page 107.

ica_aes_ctrlist

Purpose

Encrypt or decrypt data with an AES key using Counter (CTR) mode, as described in NIST Special Publication 800-38A, Chapter 6.5. With the counter mode, each message block of the same size as the cipher block in bytes is combined with a counter value of the same size during encryption and decryption.

The **ica_aes_ctrlist** function assumes that a list *n* of precomputed counter values is provided, where *n* is the smallest integer that is less than or equal to the message size divided by the cipher block size. This function optimally uses IBM Z hardware

support for non-standard counter functions.

Format

```
unsigned int ica_aes_ctrlist(const unsigned char *in_data,
    unsigned char *out_data,
    unsigned long data_length,
    const unsigned char *key,
    unsigned int key_length,
    const unsigned char *ctrlist,
    unsigned int direction);
```

Required hardware support

KMCTR-DEAKMCTR-AES-128, KMCTR-AES-192, or KMCTR-AES-256

Parameters

const unsigned char *in_data

Pointer to a readable buffer that contains the message to be encrypted or decrypted. The size of the message in bytes is *data_length*. The size of this buffer must be at least as large as *data_length*.

unsigned char *out_data

Pointer to a writable buffer to contain the resulting encrypted or decrypted message. The size of this buffer in bytes must be at least as large as *data_length*.

unsigned long data_length

Length in bytes of the message to be encrypted or decrypted, which resides at the beginning of *in_data*.

Calls to **ica_aes_ctrlist** with the same key can be chained if:

- With the possible exception of the last call in the chain the *data_length* used is a multiple of the cipher block size.
- The *ctrlist* argument of each chained call contains a list of counters that follows the counters used in the preceding call.

const unsigned char *key

Pointer to a valid AES key.

unsigned int key_length

Length in bytes of the AES key. Supported sizes are 16, 24, and 32 for AES-128, AES-192, and AES-256 respectively. Therefore, you can use the definitions: **AES_KEY_LEN128**, **AES_KEY_LEN192**, and **AES_KEY_LEN256**.

const unsigned char *ctrlist

Pointer to a readable buffer that is both of a size greater than or equal to *data_length*, and a multiple of the cipher block size (16 bytes for AES). *ctrlist* should contain a list of precomputed counter values, each of the same size as the cipher block.

unsigned int direction

- | | |
|---|---------------------------|
| 0 | Use the decrypt function. |
| 1 | Use the encrypt function. |

Return codes

0 Success

For return codes indicating exceptions, see "Return codes" on page 107.

ica_aes_ecb

Purpose

Encrypt or decrypt data with an AES key using Electronic Code Book (ECB) mode, as described in NIST Special Publication 800-38A Chapter 6.1.

Format

```
unsigned int ica_aes_ecb(const unsigned char *in_data,
    unsigned char *output,
    unsigned int data_length,
    const unsigned char *key,
    unsigned int key_length,
    unsigned int direction);
```

Required hardware support

KM-AES-128, KM-AES-192, or KM-AES-256

Parameters

const unsigned char *in_data

Pointer to a readable buffer that contains the message to be encrypted or decrypted. The size of the message in bytes is *data_length*. The size of this buffer must be at least as large as *data_length*.

unsigned char *out_data

Pointer to a writable buffer to contain the resulting encrypted or decrypted message. The size of this buffer in bytes must be at least as large as *data_length*.

unsigned long data_length

Length in bytes of the message to be encrypted or decrypted, which resides at the beginning of *in_data*. *data_length* must be a multiple of the cipher block size (a multiple of 16 for AES).

const unsigned char *key

Pointer to a valid AES key.

unsigned int key_length

Length in bytes of the AES key. Supported sizes are 16, 24, and 32 for AES-128, AES-192, and AES-256 respectively. Therefore, you can use the definitions: **AES_KEY_LEN128**, **AES_KEY_LEN192**, and **AES_KEY_LEN256**.

unsigned int direction

0 Use the decrypt function.
1 Use the encrypt function.

Return codes

0 Success

For return codes indicating exceptions, see “Return codes” on page 107.

ica_aes_gcm

Purpose

Encrypt data and authenticate data or decrypt data and check authenticity of data with an AES key using the Galois/Counter Mode (GCM), as described in NIST Special Publication 800-38D. If no message needs to be encrypted or decrypted and only authentication or authentication checks are requested, then this method implements the GMAC mode.

Format

```
unsigned int ica_aes_gcm(unsigned char *plaintext,
    unsigned long plaintext_length,
    unsigned char *ciphertext,
    const unsigned char *iv,
    unsigned int iv_length,
    const unsigned char *aad,
    unsigned long aad_length,
    unsigned char *tag,
    unsigned int tag_length,
    const unsigned char *key,
    unsigned int key_length,
    unsigned int direction);
```

Required hardware support

KM-AES-128, KM-AES-192 or KM-AES-256

KIMD-GHASH

KMCTR-AES-128, KMCTR_AES-192 or KMCTR-AES-256

If available, KMA-GCM-AES-128, KMA-GCM-AES-192, and KMA-GCM-AES-256 are used transparently for better performance.

Parameters

unsigned char *plaintext

Pointer to a buffer of size greater than or equal to *plaintext_length* bytes. If *direction* is equal to 1, the *plaintext* buffer must be readable and contain a payload message of size *plaintext_length* to be encrypted. If *direction* is equal to 0, the *plaintext* buffer must be writable and if the authentication verification succeeds, the decrypted message in the most significant *plaintext_length* bytes of *ciphertext* is written to the buffer. Otherwise, the contents of the buffer are undefined.

unsigned long plaintext_length

Length in bytes of the message to be encrypted or decrypted. This value can be 0 unless *aad_length* is equal to 0. The value must be greater than or equal to 0 and less than $(2^{*36}) - 32$.

unsigned char *ciphertext

Pointer to a buffer of size greater than or equal to *plaintext_length* bytes. If *direction* is equal to 1, then this buffer must be writable and the encrypted message from *plaintext* is written to that buffer. If *direction* is equal to 0, then this buffer is readable and contains an encrypted message of length *plaintext_length*.

const unsigned char *iv

Pointer to a readable buffer of size greater than or equal to *iv_length* bytes, which contains an initialization vector of size *iv_length*.

unsigned int iv_length

Length in bytes of the initialization vector in *iv*. The value must be greater than 0 and less than 2^{*61} . A length of 12 is recommended.

const unsigned char *aad

Pointer to a readable buffer of size greater than or equal to *aad_length* bytes. The additional authenticated data in the most significant *aad_length* bytes is subject to the message authentication code computation, but is not encrypted.

unsigned int aad_length

Length in bytes of the additional authenticated data in *aad*. The value must be greater than or equal to 0 and less than 2^{*61} .

unsigned char *tag

Pointer to a buffer of size greater than or equal to *tag_length* bytes. If *direction* is equal to 1, this buffer must be writable, and a message authentication code for the additional authenticated data in *aad* and the plain text in *plaintext* of size *tag_length* bytes is written to this buffer. If *direction* is equal to 0, this buffer must be readable and contain a message authentication code to be verified against the additional authenticated data in *aad* and the decrypted cipher text from *ciphertext*.

unsigned int tag_length

Length in bytes of the message authentication code tag. Valid values are 4, 8, 12, 13, 14, 15, and 16.

const unsigned char *key

Pointer to a valid AES key.

unsigned int key_length

Length in bytes of the AES key. Supported sizes are 16, 24, and 32 for AES-128, AES-192, and AES-256 respectively. Therefore, you can use the definitions: **AES_KEY_LEN128**, **AES_KEY_LEN192**, and **AES_KEY_LEN256**.

unsigned int direction

- 0 Verify message authentication code and decrypt encrypted payload.
- 1 Encrypt payload and compute message authentication code for the additional authenticated data and the payload.

Return codes

0 Success

EFAULT

If *direction* is equal to 0 and the verification of the message authentication code fails.

For return codes indicating exceptions, see “Return codes” on page 107.

ica_aes_gcm_initialize**Purpose**

Start and initialize a new session of AES-GCM for stream cipher requests.

Format

```
unsigned int ica_aes_gcm_initialize(const unsigned char *iv,
    unsigned int iv_length,
    unsigned char *key,
    unsigned int key_length,
    unsigned char *icb,
    unsigned char *ucb,
    unsigned char *subkey,
    unsigned int direction);
```

Required hardware support

KM-AES-128, KM-AES-192 or KM-AES-256

KIMD-GHASH

KMCTR-AES-128, KMCTR_AES-192 or KMCTR-AES-256

If available, KMA-GCM-AES-128, KMA-GCM-AES-192, and KMA-GCM-AES-256 are used transparently for better performance.

Parameters

unsigned char *iv

Pointer to a readable buffer of size greater than or equal to **iv_length** bytes, that contains an initialization vector of size **iv_length**.

unsigned int iv_length

Length in bytes of the initialization vector in **iv**. It must be greater than 0 and less than $2^{*}61$. A length of 12 is recommended.

unsigned char *key

Pointer to a valid AES key.

unsigned int key_length

Length in bytes of the AES key. Supported sizes are 16, 24, and 32 for AES-128, AES-192 and AES-256 respectively. Therefore, you can use the macros: **AES_KEY_LEN128**, **AES_KEY_LEN192**, and **AES_KEY_LEN256**.

unsigned char *icb

Pointer to the initial counter block, which is a writable buffer of size **AES_BLOCK_SIZE** (16 bytes). This buffer is filled by `ica_aes_gcm_initialize()` and used in `ica_aes_gcm_last()` for the final tag computation.

unsigned char *ucb

Pointer to the usage counter block, which is a writable buffer of size **AES_BLOCK_SIZE** (16 bytes). This buffer is filled by `ica_aes_gcm_initialize()` and updated (increased) during the intermediate update operations.

unsigned char *subkey

Pointer to the subkey block, which is a writable buffer (subkey block) of size **AES_BLOCK_SIZE** (16 bytes). This buffer is filled by `ica_aes_gcm_initialize()` and used in `ica_aes_gcm_intermediate()` and `ica_aes_gcm_last()`.

unsigned int direction

0 Verify message authentication code and decrypt encrypted payload.
1 Encrypt payload and compute message authentication code for the additional authenticated data and the payload.

Return codes

0 Success

EIO If the operation fails.

EFAULT

 If **direction** equals 0 and the verification of the message authentication code fails.

For return codes indicating exceptions, see “Return codes” on page 107.

ica_aes_gcm_intermediate

Purpose

Authenticate data or verify the authenticity of data with an AES key using the Galois/Counter Mode (GCM), as described in NIST Special Publication 800-38D. `ica_aes_gcm_intermediate()` and `ica_aes_gcm_last()` can be used when the message to be authenticated or to be verified using GCM is supplied in multiple chunks. `ica_aes_gcm_intermediate()` is used to process all data chunks. Be aware that all chunks, with the possible exception of the last one, must be a multiple of **AES_BLOCK_SIZE** (16 bytes). The last data chunk might be any size. In any cases the `ica_aes_gcm_last()` must be called at the end to calculate the final authentication tag.

Format

```
unsigned int ica_aes_gcm_intermediate(unsigned char *plaintext,  
    unsigned long plaintext_length,  
    unsigned char *ciphertext,  
    unsigned char *ucb,  
    unsigned char *aad,  
    unsigned long aad_length,  
    unsigned char *tag,  
    unsigned int tag_length,  
    unsigned char *key,  
    unsigned int key_length,  
    unsigned char *subkey,  
    unsigned int direction);
```

Required hardware support

KIMD-GHASH

KMCTR-AES-128, KMCTR_AES-192 or KMCTR-AES-256

If available, KMA-GCM-AES-128, KMA-GCM-AES-192, and KMA-GCM-AES-256 are used transparently for better performance.

Parameters

unsigned char *plaintext

Pointer to a buffer of size greater than or equal to **plaintext_length** bytes.

If **direction** equals 1, the **plaintext** buffer must be readable and contain a payload message of size **plaintext_length** that is encrypted. If **direction** equals 0 the **plaintext** buffer must be writable.

If the authentication verification succeeds, the decrypted message in the most significant **plaintext_length** bytes of **ciphertext** is written to the buffer. Otherwise the contents of the buffer is undefined.

unsigned long plaintext_length

Length in bytes of the message to be encrypted or decrypted. It must be equal or greater than 0 and less than $(2^{36})-32$. With the exception of the call followed by a call to `ica_aes_gcm_last()`, the value must be a multiple of **AES_BLOCK_SIZE**. Only in the call followed by `ica_aes_gm_last()`, the value does not have to be a multiple of **AES_BLOCK_SIZE**. Padding is done automatically.

unsigned char *ciphertext

Pointer to a buffer of a size which is a multiple of **AES_BLOCK_SIZE** and which is greater than or equal to **plaintext_length** bytes.

If **direction** equals 1, then the buffer must be writable and the encrypted message from **plaintext** is written to that buffer. If **direction** equals 0, then the buffer is readable and contains an encrypted message of a length which is equal to the least multiple of **AES_BLOCK_SIZE** that is greater than or equal to **plaintext_length**.

unsigned char *ucb

Pointer to the usage counter block, which is a writable buffer that is created during `ica_aes_gcm_initialize()` and is updated (increased) during the intermediate update operations. The length of this counter block is **AES_BLOCK_SIZE** (16 bytes). It is assumed that with the call to `ica_aes_gcm_intermediate()` the contents of the usage counter block was returned in the **ucb** parameter of a preceding call to `ica_aes_gcm_init()` or `ica_aes_gcm_intermediate()`.

unsigned char *aad

Pointer to a readable buffer of size greater than or equal to **aad_length** bytes.

The additional authenticated data in the most significant **aad_length** bytes is subject to the authentication code computation, but is not encrypted.

unsigned long aad_length

Length in bytes of the additional authenticated data in **aad**. It must be equal to or greater than 0 and less than $2^{*}61$, and the following constraints must apply:

- If the **aad_length** is not a multiple of **AES_BLOCK_SIZE** or 0, then in all subsequent calls to `ica_aes_gcm_intermediate()` that belong to the same AES GCM computation, the **aad_length** must be 0 which implies that only the last **aad** chunk can have a length that is not a multiple of **AES_BLOCK_SIZE**.
- If in a preceding call to `ica_aes_gcm_intermediate()` belonging to the same AES GCM computation, the **plaintext_length** was greater than 0, then **aad_length** must be 0, which implies that plaintext or ciphertext can only be supplied when all additional authenticated data is supplied.

unsigned char *tag

Contains the temporary hash/tag value. It is an input/output parameter and must be 16 byte long.

unsigned int tag_length

This parameter is currently not used.

unsigned char *key

Pointer to a valid AES key.

unsigned int key_length

Length in bytes of the AES key. Supported sizes are 16, 24, and 32 for AES-128, AES-192, and AES-256 respectively. Therefore, you can use the macros: **AES_KEY_LEN128**, **AES_KEY_LEN192**, and **AES_KEY_LEN256**.

unsigned char *subkey

Pointer to a writable buffer, generated in `ica_aes_gcm_initialize()` and used in `ica_aes_gcm_intermediate()` and `ica_aes_gcm_last()`. The length of this buffer is **AES_BLOCK_SIZE** (16 bytes).

unsigned int direction

- 0 Verify message authentication code and decrypt encrypted payload.
- 1 Encrypt payload and compute message authentication code for the additional authenticated data and the payload.

Return codes

0 Success

EIO If the operation fails.

EFAULT

If *direction* is equal to 0 and the verification of the message authentication code fails.

For return codes indicating exceptions, see “Return codes” on page 107.

ica_aes_gcm_last

Purpose

Authenticate data or verify the authenticity of data with an AES key using the Galois/Counter Mode (GCM), as described in NIST Special Publication 800-38D. `ica_aes_gcm_last()` must be used to authenticate or verify the authenticity of a message for which all preceding parts were processed with `ica_aes_gcm_intermediate()`.

Format

```
unsigned int ica_aes_gcm_last(unsigned char *icb,  
    unsigned long aad_length,  
    unsigned long ciph_length,  
    unsigned char *tag,  
    unsigned char *final_tag,  
    unsigned int final_tag_length,  
    unsigned char *key,  
    unsigned int key_length,  
    unsigned char *subkey,  
    unsigned int direction);
```

Required hardware support

KIMD-GHASH

KMCTR-AES-128, KMCTR_AES-192 or KMCTR-AES-256

If available, KMA-GCM-AES-128, KMA-GCM-AES-192, and KMA-GCM-AES-256 are used transparently for better performance.

Parameters

unsigned char *icb

Pointer to the initial counter block, which is a writable buffer that is created during `ica_aes_gcm_initialize()` and is used in `ica_aes_gcm_last()` for the final tag computation. The length of this counter block is **AES_BLOCK_SIZE** (16 bytes).

unsigned long aad_length

Overall length of authentication data, cumulated over all intermediate operations.

unsigned long ciph_length

Length in bytes of the overall ciphertext, cumulated over all intermediate operations.

unsigned char *tag

Contains the temporary hash/tag value computed during preceding `ica_aes_gcm_initialize()` and `ica_aes_gcm_intermediate()` calls.

unsigned char *final_tag

Pointer to a readable buffer of size greater than or equal to **final_tag_length** bytes. If **direction** is 1, the buffer is not used. If **direction** is 0, this message authentication code (tag) is verified with the message authentication code computed over the intermediate update operations.

unsigned int final_tag_length

Length in bytes of the final message authentication code (tag). Valid values are 4, 8, 12, 13, 14, 15, and 16.

unsigned char *key

Pointer to a valid AES key.

unsigned int key_length

Length in bytes of the AES key. Supported sizes are 16, 24, and 32 for AES-128, AES-192 and AES-256 respectively. Therefore, you can use the macros: **AES_KEY_LEN128**, **AES_KEY_LEN192**, and **AES_KEY_LEN256**.

unsigned char *subkey

Pointer to a writable buffer generated in `ica_aes_gcm_initialize()` and used in `ica_aes_gcm_intermediate()` and `ica_aes_gcm_last()`. The length of this subkey block is **AES_BLOCK_SIZE** (16 bytes).

unsigned int direction

- 0 Verify message authentication code and decrypt encrypted payload.
- 1 Encrypt payload and compute message authentication code for the additional authenticated data and the payload.

Return codes

- 0 Success
- EIO If the operation fails.
- EFAULT
 If *direction* is equal to 0 and the verification of the message authentication code fails.

For return codes indicating exceptions, see “Return codes” on page 107.

ica_aes_gcm_kma_ctx_new

Purpose

Allocate a GCM context for all other KMA-related GCM functions and return a pointer to this context. The context buffer is used by all other `ica_aes_gcm_kma` functions as a working area and must not be changed by the application. It must be freed by `ica_aes_gcm_kma_ctx_free()` when no longer needed.

Format

```
kma_ctx* ica_aes_gcm_kma_ctx_new();
```

Parameters

None.

Return codes

NULL Returns a NULL pointer if no memory could be allocated. Returns a pointer to a GCM context if successful.

ica_aes_gcm_kma_ctx_free

Purpose

Deallocates a previously allocated GCM context.

Format

```
void ica_aes_gcm_kma_ctx_free(kma_ctx *ctx);
```

Parameters

kma_ctx *ctx
 Pointer to a previously allocated GCM context that is to be deallocated.

Return codes

None.

ica_aes_gcm_kma_init

Purpose

Initialize the GCM context as returned from `ica_aes_gcm_kma_ctx_new()` either for encryption (**direction** = 1) or decryption (**direction** = 0).

Format

```
int ica_aes_gcm_kma_init(unsigned int direction,  
    const unsigned char *iv,  
    unsigned int iv_length,  
    const unsigned char *key,  
    unsigned int key_length,  
    kma_ctx *ctx);
```

Required hardware support

KIMD-GHASH
KM-AES-128, KM-AES-192, or KM-AES-256

If available, KMA-GCM-AES-128, KMA-GCM-AES-192, and KMA-GCM-AES-256 are used transparently for better performance.

Parameters

unsigned int direction

0 Use the decrypt function.
1 Use the encrypt function.

const unsigned char *iv

Pointer to a readable buffer that contains an initialization vector. The buffer size, in bytes, can be equal to the vector length (**iv_length**) or greater.

unsigned int iv_length

Length, in bytes, of the initialization vector in buffer **iv**. The value must be greater than 0 and less than $2^{*}61$. A length of 12 is recommended.

const unsigned char *key

Pointer to a valid AES key.

unsigned int key_length

Length of the AES key in bytes. Supported sizes are 16, 24, and 32 for AES-128, AES-192 and AES-256 respectively. Therefore, you can use the macros `AES_KEY_LEN128`, `AES_KEY_LEN192`, and `AES_KEY_LEN256`.

kma_ctx *ctx

Pointer to a previously allocated GCM context. This buffer is internally used as a working area by all other `ica_aes_gcm_kma` API functions and must not be changed by the application. The **ctx** context must be established by calling `ica_aes_gcm_ctx_new()` before any call to any other `ica_aes_gcm_kma` function, and must be freed by calling `ica_aes_gcm_ctx_free()` after the last call to any `ica_aes_gcm_kma` function.

Return codes

0 Success
EIO If the operation fails.

For return codes indicating exceptions, see “Return codes” on page 107.

ica_aes_gcm_kma_update

Purpose

Perform encryption of plain text or decryption of cipher text with authentication, depending on the direction specified in `ica_aes_gcm_kma_init()`. It also processes optional additional authenticated data (parameter **aad**). It can be used either for a

single call when all **aad** data and the complete plain text or cipher text is known. Or it can also be used for processing chunks of **aad** data, and chunks of plain text or cipher text.

Each chunk of plain text or cipher text from parameter **in_data** or each chunk of data from **aad** must be a multiple of the AES block size (16 bytes), except of the last one.

If any chunk from **aad** or **in_data** is not a multiple of 16, the application must indicate this either in parameter **end_of_aad** or **end_of_data**. When **end_of_aad** was indicated, no more additional authenticated data can be provided. When **end_of_data** was indicated, no more message data can be provided. The process ends when both, **end_of_aad** and **end_of_data** are set.

Format

```
int ica_aes_gcm_kma_update(const unsigned char *in_data,
    unsigned char *out_data,
    unsigned long data_length,
    const unsigned char *aad,
    unsigned long aad_length,
    unsigned int end_of_aad,
    unsigned int end_of_data,
    const kma_ctx *ctx)
```

Required hardware support

KIMD-GHASH
KM-AES-128, KM-AES-192, or KM-AES-256

If available, KMA-GCM-AES-128, KMA-GCM-AES-192, and KMA-GCM-AES-256 are used transparently for better performance.

Parameters

const unsigned char *in_data

Pointer to a readable buffer of size greater than or equal to **data_length** bytes. If **direction** = 1, parameter **in_data** must contain a payload message of size **data_length** that is encrypted and authenticated. If **direction** = 0, parameter **in_data** must contain an encrypted message that is decrypted and verified.

unsigned char *out_data

Pointer to a writable buffer of size **data_length** bytes or greater. If **direction** = 1, then the encrypted message from parameter **in_data** is written to that buffer. If **direction** = 0, then the decrypted message from the **in_data** buffer is written to that buffer. The pointer to **out_data** may point to the same buffer as for **in_data**, or a part of it, if you want to encrypt/decrypt in place.

unsigned long data_length

Length, in bytes, of the message to be encrypted or decrypted. The value must be equal or greater than 0 and less than $(2^{*36}) - 32$.

const unsigned char *aad

Pointer to a readable buffer of size **aad_length** bytes or greater. The additional authenticated data in the most significant **aad_length** bytes is subject to the authentication code computation but is not encrypted.

unsigned long aad_length

Length, in bytes, of the additional authenticated data in parameter **aad**. It must be 0 or greater, and less than 2^{*61} .

| **unsigned int end_of_aad**

| Can be either 0 or 1:

- | 0 The application indicates that the current content of **aad** is not the last
| chunk of additional authenticated data. In this case, the value of
| **aad_length** must be a multiple of the AES block size (16 bytes).
- | 1 The application indicates that the current content of **aad** is a single
| chunk or the last chunk. Or the application indicates that the last **aad**
| chunk has been provided in an earlier call to a `ica_aes_gcm_kma`
| function. In this case, parameter **aad_length** can have any non-negative
| value.

| When both, **end_of_aad** and **end_of_data** are specified, the process
| ends.

| **unsigned int end_of_data**

| Can be either 0 or 1:

- | 0 The application indicates that the current content of **in_data** is not the
| last chunk. In this case, the value of parameter **data_length** must be a
| multiple of the AES block size (16 bytes).
- | 1 The application indicates that the current content of **in_data** is a single
| chunk or the last chunk. In this case, **aad_length** can have any
| non-negative value.

| When both, **end_of_aad** and **end_of_data** are specified, the process
| ends.

| **const kma_ctx *ctx**

| Pointer to a previously initialized GCM context.

| The input GCM context must be the resulting context of a preceding
| `ica_aes_gcm_kma_init` or `ica_aes_gcm_kma_update` function call. The resulting
| context can be used as the input to a subsequent `ica_aes_gcm_kma_update`,
| `ica_aes_gcm_kma_get_tag` or `ica_aes_gcm_kma_verify_tag` call.

| **Return codes**

- | 0 Success
| EIO If the operation fails.

| For return codes indicating exceptions, see “Return codes” on page 107.

| **ica_aes_gcm_kma_get_tag**

| **Purpose**

| Returns the calculated authentication tag after an encryption process.

| **Format**

| `int ica_aes_gcm_kma_get_tag(unsigned char *tag,`
| `unsigned int tag_length,`
| `const kma_ctx *ctx);`

| **Required hardware support**

| **z13 or earlier:**

| KM-AES-128, KM-AES-192, or KM-AES-256

| **z14:** None.

If available, KMA-GCM-AES-128, KMA-GCM-AES-192, and KMA-GCM-AES-256 are used transparently for better performance.

Parameters

unsigned char *tag

Pointer to a writable buffer to return the calculated authentication tag.

unsigned int tag_length

Length in bytes of the message authentication code tag. Valid tag lengths are 4, 8, 12, 13, 14, 15, and 16.

const kma_ctx *ctx

Pointer to the GCM context.

This context is the result of the of an `ica_aes_gcm_kma_update` call where the parameters `end_of_aad` and `end_of_data` where set to 1.

Return codes

0 Success

EFAULT

If parameter `direction` of the `ica_aes_gcm_kma_init()` function is 0 (indicating a decryption function).

For return codes indicating exceptions, see “Return codes” on page 107.

ica_aes_gcm_kma_verify_tag

Purpose

Verifies if the calculated authentication tag is identical to the known authentication tag specified in parameter `known_tag` after a decryption process.

Format

```
int ica_aes_gcm_kma_verify_tag(const unsigned char* known_tag,
    unsigned int tag_length, kma_ctx* ctx)
```

Required hardware support

z13 or earlier:

KIMD-GHASH

KM-AES-128, KM-AES-192, or KM-AES-256

z14: None.

If available, KMA-GCM-AES-128, KMA-GCM-AES-192, and KMA-GCM-AES-256 are used transparently for better performance.

Parameters

const unsigned char* known_tag

Pointer to a readable buffer containing a known authentication tag.

unsigned int tag_length

Length in bytes of the message authentication code tag. Valid tag lengths are 4, 8, 12, 13, 14, 15, and 16.

kma_ctx* ctx

Pointer to a GCM context.

This context is the result of the of an `ica_aes_gcm_kma_update` call where the parameters `end_of_aad` and `end_of_data` where set to 1.

Return codes

0 Success

EINVAL

If at least one invalid parameter is given or **direction** is 1.

EFAULT

If the verification of the message authentication code fails.

For return codes indicating exceptions, see “Return codes” on page 107.

ica_aes_ofb

Purpose

Encrypt or decrypt data with an AES key using Output Feedback (OFB) mode, as described in NIST Special Publication 800-38A Chapter 6.4.

Format

```
unsigned int ica_aes_ofb(const unsigned char *in_data,
    unsigned char *out_data,
    unsigned long data_length,
    const unsigned char *key,
    unsigned int key_length,
    unsigned char *iv,
    unsigned int direction);
```

Required hardware support

KMO-AES-128, KMO-AES-192, or KMO-AES-256

Parameters

const unsigned char *in_data

Pointer to a readable buffer that contains the message to be encrypted or decrypted. The size of the message in bytes is *data_length*. The size of this buffer must be at least as large as *data_length*.

unsigned char *out_data

Pointer to a writable buffer that to contain the resulting encrypted or decrypted message. The size of this buffer in bytes must be at least as large as *data_length*.

unsigned long data_length

Length in bytes of the message to be encrypted or decrypted, which resides at the beginning of *in_data*.

const unsigned char *key

Pointer to a valid AES key.

unsigned int key_length

Length in bytes of the AES key. Supported sizes are 16, 24, and 32 for AES-128, AES-192, and AES-256 respectively. Therefore, you can use the definitions: **AES_KEY_LEN128**, **AES_KEY_LEN192**, and **AES_KEY_LEN256**.

unsigned char *iv

Pointer to a valid initialization vector of the same size as the cipher block, in bytes (16 bytes for AES). This vector is overwritten during the function. If *data_length* is a multiple of the cipher block size (16 bytes for AES), the result value in *iv* can be used as the initialization vector for a chained **ica_aes_ofb** call with the same key.

unsigned int direction

- 0 Use the decrypt function.
- 1 Use the encrypt function.

Return codes

- 0 Success

For return codes indicating exceptions, see “Return codes” on page 107.

ica_aes_xts

Purpose

Encrypt or decrypt data with an AES key using the XEX Tweakable Bloc Cipher with Ciphertext Stealing (XTS) mode, as described in NIST Special Publication 800-38E and IEEE standard 1619-2007.

Format

```
unsigned int ica_aes_xts(const unsigned char *in_data,
    unsigned char *out_data,
    unsigned long data_length,
    const unsigned char *key1,
    const unsigned char *key2,
    unsigned int key_length,
    unsigned char *tweak,
    unsigned int direction);
```

Required hardware support

KM-XTS-AES-128, or KM-XTS-AES-256

PCC-Compute-XTS-Parameter-Using-AES-128, or PCC-Compute-XTS-Parameter-Using-AES-256

Parameters

const unsigned char *in_data

Pointer to a readable buffer that contains the message to be encrypted or decrypted. The size of the message in bytes is *data_length*. The size of this buffer must be at least as large as *data_length*.

unsigned char *out_data

Pointer to a writable buffer to contain the resulting encrypted or decrypted message. The size of this buffer in bytes must be at least as large as *data_length*.

unsigned long data_length

Length in bytes of the message to be encrypted or decrypted, which resides at the beginning of *in_data*. The minimal value of *data_length* is 16.

const unsigned char *key1

Pointer to a buffer containing a valid AES key. *key1* is used for the actual encryption of the message buffer, combined with some vector computed from the *tweak* value (Key1 in IEEE Std 1619-2007).

const unsigned char *key2

Pointer to a buffer containing a valid AES key *key2* is used to encrypt the tweak (Key2 in IEEE Std 1619-2007).

unsigned int key_length

The length in bytes of the AES key. XTS supported AES key sizes are 16 and 32, for AES-128 and AES-256 respectively. Therefore, you can use:

2 * AES_KEY_LEN128 and 2 * AES_KEY_LEN256.

unsigned char *tweak

Pointer to a valid 16-byte tweak value (as in IEEE standard 1619-2007). This tweak is overwritten during the function. If *data_length* is a multiple of the cipher block size (a multiple of 16 for AES), the result value in *tweak* can be used as the *tweak* value for a chained `ica_aes_xts` call with the same key pair.

unsigned int direction

- 0 Use the decrypt function.
- 1 Use the encrypt function.

Return codes

- 0 Success

For return codes indicating exceptions, see “Return codes” on page 107.

Compatibility with earlier versions

In order to stay compatible with earlier versions of libica, the following AES interfaces remain supported:

```
unsigned int ica_aes_encrypt(unsigned int mode,
    unsigned int data_length, unsigned char *input_data,
    ica_aes_vector_t *iv, unsigned int key_length, unsigned char *aes_key,
    unsigned char *output_data);

unsigned int ica_aes_decrypt(unsigned int mode,
    unsigned int data_length, unsigned char *input_data,
    ica_aes_vector_t *iv, unsigned int key_length, unsigned char *aes_key,
    unsigned char *output_data);
```

Table 3 shows libica version 2.0 AES functions calls, and their corresponding libica version 2.4 AES function calls.

Table 3. Compatibility of libica version 2.0 AES functions calls to libica version 2.4 AES function calls

Calling this libica version 2.0 AES function	Corresponds to calling this libica version 2.4 AES function
<code>ica_aes_encrypt(MODE_ECB, data_length, in_data, NULL, key_length, key, out_data);</code>	<code>ica_aes_ecb(in_data, out_data, (long) data_length, key, key_length, 1);</code>
<code>ica_aes_encrypt(MODE_CBC, data_length, in_data, iv, key_length, key, out_data);</code>	<code>ica_des_cbc(in_data, out_data, (long) data_length, key, key_length, iv, 1);</code>
<code>ica_aes_decrypt(MODE_ECB, data_length, in_data, NULL, key_length, key, out_data);</code>	<code>ica_aes_ecb(in_data, out_data, (long) data_length, key, key_length, 0);</code>
<code>ica_aes_decrypt(MODE_CBC, data_length, in_data, iv, key_length, key, out_data);</code>	<code>ica_aes_cbc(in_data, out_data, (long) data_length, key, key_length, iv, 0);</code>

The functions `ica_aes_encrypt` and `ica_aes_decrypt` remain supported, but their use is discouraged in favor of `ica_aes_ecb` and `ica_aes_cbc`.

For a detailed description of the earlier APIs, see *libica Programmers Reference* version 2.0.

TDES/3DES functions

These functions are included in: `include/ica_api.h`.

These functions perform encryption and decryption or computation and verification of message authentication codes using a triple-DES (3DES, TDES or TDEA) key. A 3DES key consists of a concatenation of three DES keys, each of which has a size of 8 bytes. Note that each byte of a DES key contains one parity bit, such that each 64-bit DES key contains only 56 security-relevant bits. The cipher block size for 3DES is 8 bytes.

3DES is known in two variants: a two key variant and a three key variant. This library implements only the three key variant. The two key variant can be derived from functions for the three key variant by using the same key as the first and third key.

To securely apply 3DES encryption to messages that are longer than the cipher block size, modes of operation can be used to chain multiple encryption, decryption, or authentication operations. Most modes of operation require an initialization vector as additional input. As long as the messages are encrypted or decrypted using such a mode of operation and have a size that is a multiple of a particular block size (mostly the cipher block size), the functions encrypting or decryption according to that mode of operation also compute an output vector that can be used as the initialization vector of a chained encryption or decryption operation in the same mode with the same block size and the same key.

Note that when decrypting a cipher text, the mode of operation, the key, the initialization vector (if applicable), and for `ica_3des_cfb` the `lcfb` value used for the decryption function must match the corresponding settings of the encryption function that was used to transform the plain text into the cipher text.

ica_3des_cbc

Purpose

Encrypt or decrypt data with an 3DES key using Cipher Block Chaining (CBC) mode, as described in NIST Special Publication 800-38A Chapter 6.2.

Format

```
unsigned int ica_3des_cbc(const unsigned char *in_data,
    unsigned char *out_data,
    unsigned long data_length,
    const unsigned char *key,
    unsigned char *iv,
    unsigned int direction);
```

Required hardware support

KMC-TDEA-192

Parameters

const unsigned char *in_data

Pointer to a readable buffer that contains the message to be encrypted or decrypted. The size of the message in bytes is `data_length`. The size of this buffer must be at least as large as `data_length`.

unsigned char *out_data

Pointer to a writable buffer to contain the resulting encrypted or decrypted message. The size of this buffer in bytes must be at least as large as `data_length`.

unsigned long data_length

Length in bytes of the message to be encrypted or decrypted, which resides at the beginning of *in_data*. *data_length* must be a multiple of the cipher block size (8 bytes for 3DES).

const unsigned char *key

Pointer to a valid 3DES key of 24 bytes in length.

unsigned char *iv

Pointer to a valid initialization vector of cipher block size number of bytes. This vector is overwritten during the function. The result value in *iv* can be used as the initialization vector for a chained `ica_3des_cbc` or `ica_3des_cbc_cs` call with the same key.

unsigned int direction

- 0 Use the decrypt function.
- 1 Use the encrypt function.

Return codes

- 0 Success

For return codes indicating exceptions, see “Return codes” on page 107.

ica_3des_cbc_cs

Purpose

Encrypt or decrypt data with a 3DES key using Cipher Block Chaining with Ciphertext Stealing (CBC-CS) mode, as described in NIST Special Publication 800-38A Chapter 6.2 and the Addendum to NIST Special Publication 800-38A on *Recommendation for Block Cipher Modes of Operation: Three Variants of Ciphertext Stealing for CBC Mode*.

`ica_3des_cbc_cs` can be used to encrypt or decrypt the last chunk of a message consisting of multiple chunks, where all chunks except the last one are encrypted or decrypted by chained calls to `ica_3des_cbc`. To do this, the resulting *iv* of the last call to `ica_3des_cbc` is fed into the *iv* of the `ica_3des_cbc_cs` call, provided that the chunk is greater than the cipher block size (8 bytes for 3DES).

Format

```
unsigned int ica_3des_cbc_cs(const unsigned char *in_data,
    unsigned char *out_data,
    unsigned long data_length,
    const unsigned char *key,
    unsigned char *iv,
    unsigned int direction,
    unsigned int variant);
```

Required hardware support

KMC-TDEA-192

Parameters**const unsigned char *in_data**

Pointer to a readable buffer that contains the message to be encrypted or decrypted. The size of the message in bytes is *data_length*. The size of this buffer must be at least as large as *data_length*.

unsigned char *out_data

Pointer to a writable buffer to contain the resulting encrypted or decrypted message. The size of this buffer in bytes must be at least as large as *data_length*.

unsigned long data_length

Length in bytes of the message to be encrypted or decrypted, which resides at the beginning of *in_data*. *data_length* must be greater than or equal to the cipher block size (8 bytes for 3DES).

const unsigned char *key

Pointer to a valid 3DES key of 24 bytes in length.

unsigned char *iv

Pointer to a valid initialization vector of the same size as the cipher block in bytes. This vector is overwritten during the function. For *variant* equal to 1 or *variant* equal to 2, the result value in *iv* can be used as the initialization vector for a chained `ica_3des_cbc` or `ica_3des_cbc_cs` call with the same key, if *data_length* is a multiple of the cipher block size.

unsigned int direction

- 0 Use the decrypt function.
- 1 Use the encrypt function.

unsigned int variant

- 1 Use variant CBC-CS1 of the Addendum to NIST Special Publication 800-38A to encrypt or decrypt the message: always keep last two blocks in order.
- 2 Use variant CBC-CS2 of the Addendum to NIST Special Publication 800-38A to encrypt or decrypt the message: switch order of the last two blocks if *data_length* is not a multiple of the cipher block size (a multiple of 8 bytes for 3DES).
- 3 Use variant CBC-CS3 of the Addendum to NIST Special Publication 800-38A to encrypt or decrypt the message: always switch order of the last two blocks.

Return codes

- 0 Success

For return codes indicating exceptions, see “Return codes” on page 107.

ica_3des_cfb

Purpose

Encrypt or decrypt data with a 3DES key using Cipher Feedback (CFB) mode, as described in NIST Special Publication 800-38A Chapter 6.3.

Format

```
unsigned int ica_3des_cfb(const unsigned char *in_data,
    unsigned char *out_data,
    unsigned long data_length,
    const unsigned char *key,
    unsigned char *iv,
    unsigned int lcfb,
    unsigned int direction);
```

Required hardware support

KMF-TDEA-192

Parameters

const unsigned char *in_data

Pointer to a readable buffer that contains the message to be encrypted or decrypted. The size of the message in bytes is *data_length*. The size of this buffer must be at least as large as *data_length*.

unsigned char *out_data

Pointer to a writable buffer to contain the resulting encrypted or decrypted message. The size of this buffer in bytes must be at least as large as *data_length*.

unsigned long data_length

Length in bytes of the message to be encrypted or decrypted, which resides at the beginning of *in_data*.

const unsigned char *key

Pointer to a valid 3DES key of 24 bytes in length.

unsigned char *iv

Pointer to a valid initialization vector of cipher block size number of bytes (8 bytes for 3DES). This vector is overwritten during the function. The result value in *iv* can be used as the initialization vector for a chained **ica_3des_cfb** call with the same key, if the *data_length* in the preceding call is a multiple of *lcfb*.

unsigned int lcfb

Length in bytes of the cipher feedback, which is a value greater than or equal to 1 and less than or equal to the cipher block size (8 bytes for 3DES).

unsigned int direction

- 0 Use the decrypt function.
- 1 Use the encrypt function.

Return codes

- 0 Success

For return codes indicating exceptions, see “Return codes” on page 107.

ica_3des_cmac

Purpose

Authenticate data or verify the authenticity of data with an 3DES key using the Block Cipher Based Message Authentication Code (CMAC) mode, as described in NIST Special Publication 800-38B. **ica_3des_cmac** can be used to authenticate or verify the authenticity of a complete message.

Format

```
unsigned int ica_3des_cmac(const unsigned char *message,  
    unsigned long message_length,  
    unsigned char *mac,  
    unsigned int mac_length,  
    const unsigned char *key,  
    unsigned int direction);
```

Required hardware support

- KMAC-TDEA-192
- PCC-Compute-Last_block-CMAC-Using-TDEA-192

Parameters

const unsigned char *message

Pointer to a readable buffer of size greater than or equal to *message_length* bytes. This buffer contains a message to be authenticated, or of which the authenticity is to be verified.

unsigned long message_length

Length in bytes of the message to be authenticated or verified.

unsigned char *mac

Pointer to a buffer of size greater than or equal to *mac_length* bytes. If *direction* is equal to 1, the buffer must be writable and a message authentication code for the message in *message* of size *mac_length* bytes is written to the buffer. If *direction* is equal to 0, the buffer must be readable and contain a message authentication code to be verified against the message in *message*.

unsigned int mac_length

Length in bytes of the message authentication code *mac*, which is less than or equal to the cipher block size (8 bytes for 3DES). It is recommended to use a *mac_length* of 8.

const unsigned char *key

Pointer to a valid 3DES key of 24 bytes in length.

unsigned int direction

- 0 Verify message authentication code.
- 1 Compute message authentication code for the message.

Return codes

0 Success

EFAULT

If *direction* is equal to 0 and the verification of the message authentication code fails.

For return codes indicating exceptions, see “Return codes” on page 107.

ica_3des_cmac_intermediate

Purpose

Authenticate data or verify the authenticity of data with an 3DES key using the Block Cipher Based Message Authentication Code (CMAC) mode, as described in NIST Special Publication 800-38B. **ica_3des_cmac_intermediate** and **ica_3des_cmac_last** can be used when the message to be authenticated or to be verified using CMAC is supplied in multiple chunks. **ica_3des_cmac_intermediate** is used to process all but the last chunk. All message chunks to be processed by **ica_3des_cmac_intermediate** must have a size that is a multiple of the cipher block size (a multiple of 8 bytes for 3DES).

Note that **ica_3des_cmac_intermediate** has no direction argument. This function can be used during authentication and during authenticity verification.

Format

```
unsigned int ica_3des_cmac_intermediate(const unsigned char *message,  
                                       unsigned long message_length,  
                                       const unsigned char *key,  
                                       unsigned char *iv);
```

Required hardware support

KMAC-TDEA-192

Parameters

const unsigned char *message

Pointer to a readable buffer of size greater than or equal to *message_length* bytes. This buffer contains a non-final part of a message to be authenticated, or of which the authenticity is to be verified.

unsigned long message_length

Length in bytes of the message part in *message*. This value must be a multiple of the cipher block size.

const unsigned char *key

Pointer to a valid 3DES key of 24 bytes in length.

unsigned char *iv

Pointer to a valid initialization vector of cipher block size (8 bytes for 3DES). For the first message part, this parameter must be set to a string of zeros. For processing the *n*-th message part, this parameter must be the resulting *iv* value of the **ica_3des_cmac_intermediate** applied to the (*n*-1)-th message part. This vector is overwritten during the function. The result value in *iv* can be used as the initialization vector for a chained call to **ica_3des_cmac_initermediate** or to **ica_3des_cmac_last** with the same key.

Return codes

0 Success

For return codes indicating exceptions, see “Return codes” on page 107.

ica_3des_cmac_last

Purpose

Authenticate data or verify the authenticity of data with an 3DES key using the Block Cipher Based Message Authentication Code (CMAC) mode, as described in NIST Special Publication 800-38B. **ica_3des_cmac_last** can be used to authenticate or verify the authenticity of a complete message or of the final part of a message, for which all preceding parts were processed with **ica_3des_cmac_intermediate**.

Format

```
unsigned int ica_3des_cmac_last(const unsigned char *message,  
    unsigned long message_length,  
    unsigned char *mac,  
    unsigned int mac_length,  
    const unsigned char *key,  
    unsigned char *iv,  
    unsigned int direction);
```

Required hardware support

KMAC-TDEA,-192

PCC-Compute-Last_block-CMAC-Using-TDEA-192

Parameters

const unsigned char *message

Pointer to a readable buffer of size greater than or equal to *message_length*

bytes. It contains a message or the final part of a message to be authenticated, or of which the authenticity is to be verified.

unsigned long message_length

Length in bytes of the message to be authenticated or verified.

unsigned char *mac

Pointer to a buffer of size greater than or equal to *mac_length* bytes. If *direction* is equal to 1, the buffer must be writable and a message authentication code for the message in *message* of size *mac_length* bytes is written to the buffer. If *direction* is equal to 0, the buffer must be readable and contain a message authentication code that is to be verified against the message in *message*.

unsigned int mac_length

Length in bytes of the message authentication code *mac* in bytes that is less than or equal to the cipher block size (8 bytes for 3DES). It is recommended to use a *mac_length* of 8.

const unsigned char *key

Pointer to a valid 3DES key of 24 bytes in length.

unsigned char *iv

Pointer to a valid initialization vector of cipher block size number of bytes. If *iv* is NULL, *message* is assumed to be the complete message to be processed. Otherwise, *message* is the final part of a composite message to be processed and *iv* contains the output vector resulting from processing all previous parts with chained calls to **ica_des_cmac_intermediate** (the value returned in *iv* of the **ica_des_cmac_intermediate** call applied to the penultimate message part.

unsigned int direction

- 0 Verify message authentication code.
- 1 Compute message authentication code for the message.

Return codes

0 Success

EFAULT

If *direction* is equal to 0 and the verification of the message authentication code fails.

For return codes indicating exceptions, see “Return codes” on page 107.

ica_3des_ctr

Purpose

Encrypt or decrypt data with a triple-length DES key using Counter (CTR) mode, as described in NIST Special Publication 800-38A Chapter 6.5. With the counter mode, each message block of size cipher block size (8 bytes for 3DES) is combined with a counter value of the same size during encryption and decryption.

Starting with an initial counter value to be combined with the first message block, subsequent counter values to be combined with subsequent message blocks are derived from preceding counter values by an increment function. The increment function used in **ica_3des_ctr** is an arithmetic increment without carry on the *M* least significant bytes in the counter, where *M* is a parameter to **ica_3des_ctr**.

Format

```
unsigned int ica_3des_ctr(const unsigned char *in_data,  
                        unsigned char *out_data,  
                        unsigned long data_length,
```

```
const unsigned char *key,  
unsigned char *ctr,  
unsigned int ctr_width,  
unsigned int direction);
```

Required hardware support

KMCTR-TDEA-192

Parameters

const unsigned char *in_data

Pointer to a readable buffer that contains the message to be encrypted or decrypted. The size of the message in bytes is *data_length*. The size of this buffer must be at least as large as *data_length*.

unsigned char *out_data

Pointer to a writable buffer to contain the resulting encrypted or decrypted message. The size of this buffer in bytes must be at least as large as *data_length*.

unsigned long data_length

Length in bytes of the message to be encrypted or decrypted, which resides at the beginning of *in_data*.

const unsigned char *key

Pointer to a valid 3DES key of 24 bytes in length.

unsigned char *ctr

Pointer to a readable and writable buffer of the same size as the cipher block in bytes. *ctr* contains an initialization value for a counter function that is replaced by a new value. The new value can be used as an initialization value for a counter function in a chained `ica_3des_ctr` call with the same key, if the *data_length* used in the preceding call is a multiple of the cipher block size.

unsigned int ctr_width

A number M between 1 and the cipher block size. The value is used by the counter increment function, which increments a counter value by incrementing without carry the least significant M bytes of the counter value.

unsigned int direction

0 Use the decrypt function.
1 Use the encrypt function.

Return codes

0 Success

For return codes indicating exceptions, see “Return codes” on page 107.

ica_3des_ctrlist

Purpose

Encrypt or decrypt data with an 3DES key using Counter (CTR) mode, as described in NIST Special Publication 800-38A ,Chapter 6.5. With the counter mode, each message block of the same size as the cipher block is combined with a counter value of the same size during encryption and decryption.

The `ica_3des_ctrlist` function assumes that a list n of precomputed counter values is provided where n is the smallest integer that is less than or equal to the message size divided by the cipher block size. This function is used to optimally utilize IBM Z hardware support for non-standard counter functions.

Format

```
unsigned int ica_3des_ctrlist(const unsigned char *in_data,
    unsigned char *out_data,
    unsigned long data_length,
    const unsigned char *key,
    const unsigned char *ctrlist,
    unsigned int direction);
```

Required hardware support

KMCTR-TDEA-192

Parameters

const unsigned char *in_data

Pointer to a readable buffer that contains the message to be encrypted or decrypted. The size of the message in bytes is *data_length*. The size of this buffer must be at least as large as *data_length*.

unsigned char *out_data

Pointer to a writable buffer to contain the resulting encrypted or decrypted message. The size of this buffer in bytes must be at least as large as *data_length*.

unsigned long data_length

Length in bytes of the message to be encrypted or decrypted, which resides at the beginning of *in_data*.

Calls to **ica_3des_ctrlist** with the same key can be chained if:

- With the possible exception of the last call in the chain the *data_length* used is a multiple of the cipher block size.
- The *ctrlist* argument of each chained call contains a list of counters that follows the counters used in the preceding call.

const unsigned char *key

Pointer to a valid 3DES key of 24 bytes in length.

const unsigned char *ctrlist

Pointer to a readable buffer that is both of size greater than or equal to *data_length*, and a multiple of the cipher block size (8 bytes for 3DES). *ctrlist* should contain a list of precomputed counter values, each of the same size as the cipher block.

unsigned int direction

- | | |
|---|---------------------------|
| 0 | Use the decrypt function. |
| 1 | Use the encrypt function. |

Return codes

0 Success

For return codes indicating exceptions, see “Return codes” on page 107.

ica_3des_ecb

Purpose

Encrypt or decrypt data with an 3DES key using Electronic Code Book (ECB) mode, as described in NIST Special Publication 800-38A Chapter 6.1.

Format

```
unsigned int ica_3des_ecb(const unsigned char *in_data,
    unsigned char *out_data,
    unsigned long data_length,
    const unsigned char *key,
    unsigned int direction);
```

Required hardware support

KM-DEA-192

Parameters

const unsigned char *in_data

Pointer to a readable buffer that contains the message to be encrypted or decrypted. The size of the message in bytes is *data_length*. The size of this buffer must be at least as large as *data_length*.

unsigned char *out_data

Pointer to a writeable buffer to contain the resulting encrypted or decrypted message. The size of this buffer in bytes must be at least as large as *data_length*.

unsigned long data_length

Length in bytes of the message to be encrypted or decrypted, which resides at the beginning of *in_data*. *data_length* must be a multiple of the cipher block size (8 bytes for 3DES).

const unsigned char *key

Pointer to a valid 3DES key of 24 bytes in length.

unsigned int direction

0 Use the decrypt function.
1 Use the encrypt function.

Return codes

0 Success

For return codes indicating exceptions, see “Return codes” on page 107.

ica_3des_ofb

Purpose

Encrypt or decrypt data with an 3DES key using Output Feedback (OFB) mode, as described in NIST Special Publication 800-38A Chapter 6.4.

Format

```
unsigned int ica_3des_ofb(const unsigned char *in_data,
    unsigned char *out_data,
    unsigned long data_length,
    const unsigned char *key,
    unsigned int key_length,
    unsigned char *iv,
    unsigned int direction);
```

Required hardware support

KMO-TDEA-192

Parameters

const unsigned char *in_data

Pointer to a readable buffer that contains the message to be encrypted or decrypted. The size of the message in bytes is *data_length*. The size of this buffer must be at least as large as *data_length*.

unsigned char *out_data

Pointer to a writable buffer that contains the resulting encrypted or decrypted message. The size of this buffer in bytes must be at least as large as *data_length*.

unsigned long data_length

Length in bytes of the message to be encrypted or decrypted, which resides at the beginning of *in_data*.

const unsigned char *key

Pointer to a valid 3DES key of 24 bytes in length.

unsigned char *iv

Pointer to a valid initialization vector of the same size as the cipher block in bytes (8 bytes for 3DES). This vector is overwritten during the function. If *data_length* is a multiple of the cipher block size (a multiple of 8 for 3DES), the result value in *iv* can be used as the initialization vector for a chained `ica_3des_ofb` call with the same key.

unsigned int direction

- 0 Use the decrypt function.
- 1 Use the encrypt function.

Return codes

- 0 Success

For return codes indicating exceptions, see “Return codes” on page 107.

Compatibility with earlier versions

In order to stay compatible with earlier versions of libica, the following 3DES interfaces remain supported:

```
unsigned int ica_3des_encrypt(unsigned int mode,
    unsigned int data_length, unsigned char *input_data,
    ica_des_vector_t *iv, ica_des_key_triple_t *des_key,
    unsigned char *output_data);
```

```
unsigned int ica_3des_decrypt(unsigned int mode,
    unsigned int data_length, unsigned char *input_data,
    ica_des_vector_t *iv, ica_des_key_triple_t *des_key,
    unsigned char *output_data);
```

Table 4 shows libica version 2.0 TDES functions calls, and their corresponding libica version 2.4 TDES function calls.

Table 4. Compatibility of libica version 2.0 TDES functions calls to libica version 2.4 TDES function calls

Calling this libica version 2.0 TDES function	Corresponds to calling this libica version 2.4 TDES function
<code>ica_3des_encrypt(MODE_ECB, data_length, in_data, NULL, key, out_data);</code>	<code>ica_3des_ecb(in_data, out_data, (long) data_length, key, 1);</code>
<code>ica_3des_encrypt(MODE_CBC, data_length, in_data, iv, key, out_data);</code>	<code>ica_3des_cbc(in_data, out_data, (long) data_length, key, iv, 1);</code>
<code>ica_3des_decrypt(MODE_ECB, data_length, in_data, NULL, key, out_data);</code>	<code>ica_3des_ecb(in_data, out_data, (long) data_length, key, 0);</code>

Table 4. Compatibility of libica version 2.0 TDES functions calls to libica version 2.4 TDES function calls (continued)

Calling this libica version 2.0 TDES function	Corresponds to calling this libica version 2.4 TDES function
<code>ica_3des_decrypt(MODE_CBC,data_length,in_data,iv, key,out_data);</code>	<code>ica_3des_cbc(in_data,out_data,(long)data_length,, key,iv,0);</code>

The functions `ica_3des_encrypt` and `ica_3des_decrypt` remain supported, but their use is discouraged in favor of `ica_3des_ecb` and `ica_3des_cbc`.

For a detailed description of the earlier APIs, see *libica Programmers Reference* version 2.0.

Information retrieval functions

These functions are included in: `include/ica_api.h`.

`ica_get_version`

Purpose

Return libica version information.

Format

```
unsigned int ica_get_version(libica_version_info *version_info);
```

Parameters

libica_version_info *version_info

Pointer to a *libica_version_info* structure. The structure is filled with the current libica version information.

Return codes

0 Success

For return codes indicating exceptions, see “Return codes” on page 107.

`ica_get_functionlist`

Purpose

Returns a list of crypto mechanisms supported by libica.

Format

```
unsigned int ica_get_functionlist(libica_func_list_element *mech_list,
    unsigned int *mech_list_len);
```

Parameters

libica_func_list_element *mech_list

Null or pointer to an array of at least as many *libica_func_list_element* structures as denoted in the **mech_list_len* argument. If the value in the **mech_list_len* argument is equal to or greater than the number of mechanisms available in libica then the *libica_func_list_element* structures in **mech_list* are filled (in the order of the array indices) with information for the supported otherwise the **mech_list* argument remains unchanged.

unsigned int *mech_list_len

Pointer to an integer which contain the actual number of array elements (number of structures). If **mech_list* was NULL the contents of **mech_list_len* will be replaced by the number of mechanisms available in libica.

Return codes

0 Success

EINVAL

The value in **mech_list* is too small

For return codes indicating exceptions, see “Return codes” on page 107.

Recommended usage

First call **ica_get_functionlist** with a NULL mechanism list, then allocate the mechanism list according to number of mechanisms in libica returned by that function, and then call **ica_get_functionlist** with the allocated mechanism list.

FIPS mode functions

These functions are included in: include/ica_api.h.

ica_fips_status**Purpose**

Queries and returns a FIPS status that indicates, which self-tests were passed or failed, and whether libica is running in FIPS mode.

The output is an integer, which is interpreted as a series of 32 bits, where each bit is a flag. Each flag, if set, corresponds to one of the defined constants as described in “FIPS mode constants” on page 103. Each constant, in return indicates either a status, or whether a certain test has passed (flag or constant is not set) or failed (flag or constant is set).

For example, look at the following returned integer as a bitmap, where only the 12 rightmost bits are considered:

```
... 0001 0000 1000
      |      |
      2^8=256 2^3=8
```

In this example, we see that bits with values 8 and 256 are set, which means, that ICA_FIPS_CRITICALFUNC 8 and ICA_FIPS_BYPASS 256 are set. This in turn means, that the *Critical functions test* and the *Bypass test* failed.

Format

```
int ica_fips_status(void);
```

Return codes

0 Success

For return codes indicating exceptions, see “Return codes” on page 107.

ica_fips_powerup_tests

Purpose

Triggers the implemented self-tests. Use the `int ica_fips_status(void);` function to see which tests passed or failed (see “ica_fips_status” on page 74).

Format

```
void ica_fips_powerup_tests(void);
```

Return codes

0 Success

For return codes indicating exceptions, see “Return codes” on page 107.

Deprecated functions

Some of the libica application programming interfaces are meanwhile deprecated due to their insufficient security strength. For compatibility reasons, libica continues to offer these functions. However, it is recommended to replace them with more secure APIs as indicated.

The list of deprecated functions currently comprises all DES functions and the SHA1 function.

- Instead of the DES functions, use the corresponding AES functions (“AES functions” on page 35).
- Instead of the SHA1 function (`ica_sha1`), use one of the hash APIs listed in “Secure hash operations” on page 15.

These deprecated functions are also included in: `include/ica_api.h`.

DES functions

DES functions perform encryption and decryption and computation or verification of message authentication codes using a DES (DEA) key. A DES key has a size of 8 bytes. Each byte of a DES key contains one parity bit, such that each 64-bit DES key contains only 56 security-relevant bits. The cipher block size for DES is 8 bytes.

To securely apply DES encryption to messages that are longer than the cipher block size, modes of operation can be used to chain multiple encryption, decryption, or authentication operations. Most modes of operation require an initialization vector as additional input. As long as the messages are encrypted or decrypted using such a mode of operation, and have a size that is a multiple of a particular block size (mostly the cipher block size), the functions encrypting or decrypting according to a mode of operation also compute an output vector. This output vector can be used as the initialization vector of a chained encryption or decryption operation in the same mode with the same block size and the same key.

When decrypting a cipher text, these values used for the decryption function must match the corresponding settings of the encryption function that transformed the plain text into the cipher text:

- The mode of operation
- The key
- The initialization vector (if applicable)

- For the `ica_des_cfb` function, the `lcfb` parameter

`ica_des_cbc`

Purpose

Encrypt or decrypt data with a DES key using Cipher Block Chaining (CBC) mode, as described in NIST Special Publication 800-38A Chapter 6.2.

Format

```
unsigned int ica_des_cbc(const unsigned char *in_data,
    unsigned char *out_data,
    unsigned long data_length,
    const unsigned char *key,
    unsigned char *iv,
    unsigned int direction);
```

Required hardware support

KMC-DEA

Parameters

const unsigned char *in_data

Pointer to a readable buffer that contains the message to be encrypted or decrypted. The size of the message in bytes is *data_length*. This buffer must be at least as large as *data_length*.

unsigned char *out_data

Pointer to a writable buffer to contain the resulting encrypted or decrypted message. The size of this buffer in bytes must be at least as large as *data_length*.

unsigned long data_length

Length in bytes of the message to be encrypted or decrypted, which resides at the beginning of *in_data*. *data_length* must be a multiple of the cipher block size (a multiple of 8 bytes for DES).

const unsigned char *key

Pointer to a valid DES key of 8 bytes in length.

unsigned char *iv

Pointer to a valid initialization vector of cipher block size number of bytes (8 bytes for DES). This vector is overwritten by this function. The result value in *iv* can be used as the initialization vector for a chained `ica_des_cbc` or `ica_des_cbc_cs` call with the same key.

unsigned int direction

0 Use the decrypt function.
1 Use the encrypt function.

Return codes

0 Success

For return codes indicating exceptions, see “Return codes” on page 107.

`ica_des_cbc_cs`

Purpose

Encrypt or decrypt data with a DES key using Cipher Block Chaining with Ciphertext Stealing (CBC-CS) mode, as described in NIST Special Publication

800-38A, Chapter 6.2 and the Addendum to NIST Special Publication 800-38A on *Recommendation for Block Cipher Modes of Operation: Three Variants of Ciphertext Stealing for CBC Mode*.

`ica_des_cbc_cs` can be used to encrypt or decrypt the last chunk of a message consisting of multiple chunks, where all chunks except the last one are encrypted or decrypted by chained calls to `ica_des_cbc`. To do this, the resulting *iv* of the last call to `ica_des_cbc` is fed into the *iv* of the `ica_des_cbc_cs` call, provided that the chunk is greater than the cipher block size (8 bytes for DES).

Format

```
unsigned int ica_des_cbc_cs(const unsigned char *in_data,
    unsigned char *out_data,
    unsigned long data_length,
    const unsigned char *key,
    unsigned char *iv,
    unsigned int direction,
    unsigned int variant);
```

Required hardware support

KMC-DEA

Parameters

const unsigned char *in_data

Pointer to a readable buffer that contains the message to be encrypted or decrypted. The size of the message in bytes is *data_length*. The size of this buffer must be at least as large as the *data_length*.

unsigned char *out_data

Pointer to a writable buffer to contain the resulting encrypted or decrypted message. This buffer must be at least as large as *data_length*.

unsigned long data_length

Length in bytes of the message to be encrypted or decrypted, which resides at the beginning of *in_data*. *data_length* must be greater than or equal to the cipher block size (8 bytes for DES).

const unsigned char *key

Pointer to a valid DES key of 8 bytes in length.

unsigned char *iv

Pointer to a valid initialization vector of cipher block size number of bytes. This vector is overwritten during the function. For *variant* equal to 1 or *variant* equal to 2, the result value in *iv* can be used as the initialization vector for a chained `ica_des_cbc` or `ica_des_cbc_cs` call with the same key, if *data_length* is a multiple of the cipher block size.

unsigned int direction

- 0 Use the decrypt function.
- 1 Use the encrypt function.

unsigned int variant

- 1 Use variant CBC-CS1 of the Addendum to NIST Special Publication 800-38A to encrypt or decrypt the message: always keep last two blocks in order.
- 2 Use variant CBC-CS2 of the Addendum to NIST Special Publication

- 800-38A to encrypt or decrypt the message: switch order of the last two blocks if *data_length* is not a multiple of the cipher block size (a multiple of 8 bytes for DES).
- 3 Use variant CBC-CS3 of the Addendum to NIST Special Publication 800-38A to encrypt or decrypt the message: always switch order of the last two blocks.

Return codes

0 Success

For return codes indicating exceptions, see “Return codes” on page 107.

ica_des_cfb

Purpose

Encrypt or decrypt data with a DES key using Cipher Feedback (CFB) mode, as described in NIST Special Publication 800-38A Chapter 6.3.

Format

```
unsigned int ica_des_cfb(const unsigned char *in_data,
    unsigned char *out_data,
    unsigned long data_length,
    const unsigned char *key,
    unsigned char *iv,
    unsigned int lcfb,
    unsigned int direction);
```

Required hardware support

KMF-DEA

Parameters

const unsigned char *in_data

Pointer to a readable buffer that contains the message to be encrypted or decrypted. The size of the message in bytes is *data_length*. The size of this buffer must be at least as large as the *data_length* parameter.

unsigned char *out_data

Pointer to a writable buffer to contain the resulting encrypted or decrypted message. The size of this buffer in bytes must be at least as large as the *data_length* parameter.

unsigned long data_length

Length in bytes of the message to be encrypted or decrypted, which resides at the beginning of *in_data*.

const unsigned char *key

Pointer to a valid DES key of 8 bytes in length.

unsigned char *iv

Pointer to a valid initialization vector of cipher block size bytes (8 bytes for DES). This vector is overwritten during the function. The result value in *iv* can be used as the initialization vector for a chained **ica_des_cfb** call with the same key, if *data_length* in the preceding call is a multiple of the *lcfb* parameter.

unsigned int lcfb

Length in bytes of the cipher feedback, which is a value greater than or equal to 1 and less than or equal to the cipher block size (8 bytes for DES).

unsigned int direction
0 Use the decrypt function.
1 Use the encrypt function.

Return codes

0 Success

For return codes indicating exceptions, see “Return codes” on page 107.

ica_des_cmac

Purpose

Authenticate data or verify the authenticity of data with a DES key using the Block Cipher Based Message Authentication Code (CMAC) mode, as described in NIST Special Publication 800-38B. `ica_des_cmac` can be used to authenticate or verify the authenticity of a complete message.

Format

```
unsigned int ica_des_cmac(const unsigned char *message,  
    unsigned long message_length,  
    unsigned char *mac,  
    unsigned int mac_length,  
    const unsigned char *key,  
    unsigned int direction);
```

Required hardware support

KMAC-DEA
PCC-Compute-Last_block-CMAC-Using-DEA

Parameters

const unsigned char *message

Pointer to a readable buffer of size greater than or equal to *message_length* bytes. This buffer contains a message to be authenticated or of which the authenticity is to be verified.

unsigned long message_length

Length in bytes of the message to be authenticated or verified.

unsigned char *mac

Pointer to a buffer of size greater than or equal to *mac_length* bytes. If *direction* is equal to 1, the buffer must be writable and a message authentication code for the message in *message* of size *mac_length* bytes is written to the buffer. If *direction* is equal to 0, the buffer must be readable and contain a message authentication code to be verified against the message in *message*.

unsigned int mac_length

Length in bytes of the message authentication code *mac*, which is less than or equal to the cipher block size (8 bytes for DES). It is recommended to use a *mac_length* of 8.

const unsigned char *key

Pointer to a valid DES key of 8 bytes in length.

unsigned int direction

0 Verify message authentication code.
1 Compute message authentication code for the message.

Return codes

0 Success

EFAULT

If *direction* is equal to 0 and the verification of the message authentication code fails.

For return codes indicating exceptions, see “Return codes” on page 107.

ica_des_cmac_intermediate

Purpose

Authenticate data or verify the authenticity of data with a DES key using the Block Cipher Based Message Authentication Code (CMAC) mode, as described in NIST Special Publication 800-38B. `ica_des_cmac_intermediate` and `ica_des_cmac_last` can be used when the message to be authenticated or to be verified using CMAC is supplied in multiple chunks. `ica_des_cmac_intermediate` is used to process all but the last chunk. All message chunks to be processed by `ica_des_cmac_intermediate` must have a size that is a multiple of the cipher block size (8 bytes for DES).

Note that `ica_des_cmac_intermediate` has no direction argument. This function can be used during authentication and during authenticity verification.

Format

```
unsigned int ica_des_cmac_intermediate(const unsigned char *message,
                                     unsigned long message_length,
                                     const unsigned char *key,
                                     unsigned char *iv);
```

Required hardware support

KMAC-DEA

Parameters

const unsigned char *message

Pointer to a readable buffer of size greater than or equal to *message_length* bytes. This buffer contains a non-final part of a message to be authenticated, or of which the authenticity is to be verified.

unsigned long message_length

Length in bytes of the message part in *message*. This value must be a multiple of the cipher block size.

const unsigned char *key

Pointer to a valid DES key of 8 bytes in length.

unsigned char *iv

Pointer to a valid initialization vector of cipher block size bytes (8 bytes for DES). For the first message part, this parameter must be set to a string of zeros. For processing the *n*-th message part, this parameter must be the resulting *iv* value of the `ica_des_cmac_intermediate` function applied to the (*n*-1)-th message part. This vector is overwritten during the function. The result value in *iv* can be used as the initialization vector for a chained call to `ica_des_cmac_initermediate`, or to `ica_des_cmac_last` with the same key.

Return codes

0 Success

For return codes indicating exceptions, see “Return codes” on page 107.

ica_des_cmac_last

Purpose

Authenticate data or verify the authenticity of data with a DES key using the Block Cipher Based Message Authentication Code (CMAC) mode, as described in NIST Special Publication 800-38B. `ica_des_cmac_last` can be used to authenticate or verify the authenticity of a complete message or of the final part of a message for which all preceding parts were processed with `ica_des_cmac_intermediate`.

Format

```
unsigned int ica_des_cmac_last(const unsigned char *message,  
    unsigned long message_length,  
    unsigned char *mac,  
    unsigned int mac_length,  
    const unsigned char *key,  
    unsigned char *iv,  
    unsigned int direction);
```

Required hardware support

KMAC-DEA
PCC-Compute-Last_block-CMAC-Using-DEA

Parameters

const unsigned char *message

Pointer to a readable buffer of size greater than or equal to *message_length* bytes. This buffer contains a message or the final part of a message, to be either authenticated or of which the authenticity is to be verified.

unsigned long message_length

Length in bytes of the message to be authenticated or verified.

unsigned char *mac

Pointer to a buffer of size greater than or equal to *mac_length* bytes. If *direction* is equal to 1, the buffer must be writable and a message authentication code for the message in *message* of size *mac_length* bytes is written to the buffer. If *direction* is equal to 0, the buffer must be readable and contain a message authentication code that is verified against the message in *message*.

unsigned int mac_length

Length in bytes of the message authentication code *mac* that is less than or equal to the cipher block size (8 bytes for DES). It is recommended to use a *mac_length* of 8.

const unsigned char *key

Pointer to a valid DES key of 8 bytes in length.

unsigned char *iv

Pointer to a valid initialization vector of cipher block size number of bytes. If *iv* is NULL, *message* is assumed to be the complete message to be processed. Otherwise, *message* is the final part of a composite message to be processed and *iv* contains the output vector resulting from processing all previous parts with chained calls to `ica_des_cmac_intermediate` (the value returned in *iv* of the `ica_des_cmac_intermediate` call applied to the penultimate message part).

unsigned int direction

0 Verify message authentication code.
1 Compute message authentication code for the message.

Return codes

0 Success

EFAULT

If *direction* is equal to 0 and the verification of the message authentication code fails.

For return codes indicating exceptions, see “Return codes” on page 107.

ica_des_ctr

Purpose

Encrypt or decrypt data with a DES key using Counter (CTR) mode, as described in NIST Special Publication 800-38A Chapter 6.5. With the counter mode, each message block of the same size as the cipher block (8 bytes for DES) is combined with a counter value of the same size during encryption and decryption.

Starting with an initial counter value to be combined with the first message block, subsequent counter values to be combined with subsequent message blocks are derived from preceding counter values by an increment function. The increment function used in `ica_des_ctr` is an arithmetic increment without carry on the M least significant bytes in the counter, where M is a parameter to `ica_des_ctr`.

Format

```
unsigned int ica_des_ctr(const unsigned char *in_data,
    unsigned char *out_data,
    unsigned long data_length,
    const unsigned char *key,
    unsigned char *ctr,
    unsigned int ctr_width,
    unsigned int direction);
```

Required hardware support

KMCTR-DEA

Parameters

const unsigned char *in_data

Pointer to a readable buffer that contains the message to be encrypted or decrypted. The size of the message in bytes is *data_length*. The size of this buffer must be at least as large as *data_length*.

unsigned char *out_data

Pointer to a writable buffer to contain the resulting encrypted or decrypted message. The size of this buffer in bytes must be at least as large as *data_length*.

unsigned long data_length

Length in bytes of the message to be encrypted or decrypted, which resides at the beginning of *in_data*.

const unsigned char *key

Pointer to a valid DES key of 8 bytes in length.

unsigned char *ctr

Pointer to a readable and writable buffer of the same size as the cipher block in bytes. *ctr* contains an initialization value for a counter function, and it is replaced by a new value. That new value can be used as the initialization value for a counter function in a chained `ica_des_ctr` call with the same key, if the *data_length* used in the preceding call is a multiple of the cipher block size.

unsigned int ctr_width

A number M between 1 and the cipher block size. This value is used by the counter increment function, which increments a counter value by incrementing without carry the least significant M bytes of the counter value.

unsigned int direction

- 0 Use the decrypt function.
- 1 Use the encrypt function.

Return codes

- 0 Success

For return codes indicating exceptions, see “Return codes” on page 107.

ica_des_ctrlist**Purpose**

Encrypt or decrypt data with a DES key using Counter (CTR) mode, as described in NIST Special Publication 800-38A ,Chapter 6.5. With the counter mode, each message block of the same size as the cipher block is combined with a counter value of the same size during encryption and decryption.

The `ica_des_ctrlist` function assumes that a list n of precomputed counter values is provided, where n is the smallest integer that is less than or equal to the message size divided by the cipher block size. This function is used to optimally utilize IBM Z hardware support for non-standard counter functions.

Format

```
unsigned int ica_des_ctrlist(const unsigned char *in_data,
    unsigned char *out_data,
    unsigned long data_length,
    const unsigned char *key,
    const unsigned char *ctrlist,
    unsigned int direction);
```

Required hardware support

KMCTR-DEA

Parameters**const unsigned char *in_data**

Pointer to a readable buffer that contains the message to be encrypted or decrypted. The size of the message in bytes is `data_length`. The size of this buffer must be at least as large as `data_length`.

unsigned char *out_data

Pointer to a writable buffer to contain the resulting encrypted or decrypted message. The size of this buffer in bytes must be at least as large as `data_length`.

unsigned long data_length

Length in bytes of the message to be encrypted or decrypted, which resides at the beginning of `in_data`.

Calls to `ica_des_ctrlist` with the same key can be chained if:

- With the possible exception of the last call in the chain the `data_length` used is a multiple of the cipher block size.
- The `ctrlist` argument of each chained call contains a list of counters that follows the counters used in the preceding call.

const unsigned char *key

Pointer to a valid DES key of 8 bytes in length.

const unsigned char *ctrlist

Pointer to a readable buffer of a size greater than or equal to *data_length*, and a multiple of the cipher block size (8 bytes for DES). *ctrlist* should contain a list of precomputed counter values, each of the same size as the cipher block.

unsigned int direction

0 Use the decrypt function.

1 Use the encrypt function.

Return codes

0 Success

For return codes indicating exceptions, see “Return codes” on page 107.

ica_des_ecb

Purpose

Encrypt or decrypt data with a DES key using Electronic Code Book (ECB) mode, as described in NIST Special Publication 800-38A Chapter 6.1.

Format

```
unsigned int ica_des_ecb(const unsigned char *in_data,  
    unsigned char *out_data,  
    unsigned long data_length,  
    const unsigned char *key,  
    unsigned int direction);
```

Required hardware support

KM-DEA

Parameters

const unsigned char *in_data

Pointer to a readable buffer that contains the message to be encrypted or decrypted. The size of the message in bytes is *data_length*. The size of this buffer must be at least as large as *data_length*.

unsigned char *out_data

Pointer to a writeable buffer to contain the resulting encrypted or decrypted message. The size of this buffer in bytes must be at least as large as *data_length*.

unsigned long data_length

Length in bytes of the message to be encrypted or decrypted, which resides at the beginning of *in_data*. *data_length* must be a multiple of the cipher block size (8 bytes for DES).

const unsigned char *key

Pointer to a valid DES key of 8 bytes in length.

unsigned int direction

0 Use the decrypt function.

1 Use the encrypt function.

Return codes

0 Success

For return codes indicating exceptions, see “Return codes” on page 107.

ica_des_ofb

Purpose

Encrypt or decrypt data with a DES key using Output Feedback (OFB) mode, as described in NIST Special Publication 800-38A Chapter 6.4.

Format

```
unsigned int ica_des_ofb(const unsigned char *in_data,
    unsigned char *out_data,
    unsigned long data_length,
    const unsigned char *key,
    unsigned int key_length,
    unsigned char *iv,
    unsigned int direction);
```

Required hardware support

KMO-DEA

Parameters

const unsigned char *in_data

Pointer to a readable buffer that contains the message to be encrypted or decrypted. The size of the message in bytes is *data_length*. The size of this buffer must be at least as large as *data_length*.

unsigned char *out_data

Pointer to a writable buffer that contains the resulting encrypted or decrypted message. The size of this buffer must be at least as large as *data_length*.

unsigned long data_length

Length in bytes of the message to be encrypted or decrypted, which resides at the beginning of *in_data*.

const unsigned char *key

Pointer to a valid DES key of 8 bytes in length.

unsigned char *iv

Pointer to a valid initialization vector of the same size as the cipher block in bytes (8 bytes for DES). This vector is overwritten during the function. If *data_length* is a multiple of the cipher block size (8 bytes for DES), the result value in *iv* can be used as the initialization vector for a chained **ica_des_ofb** call with the same key.

unsigned int direction

0 Use the decrypt function.

1 Use the encrypt function.

Return codes

0 Success

For return codes indicating exceptions, see “Return codes” on page 107.

DES function compatibility

In order to stay compatible with earlier versions of libica, the following DES interfaces remain supported:

```

unsigned int ica_des_encrypt(unsigned int mode,
    unsigned int data_length, unsigned char *input_data,
    ica_des_vector_t *iv, ica_des_key_single_t *des_key,
    unsigned char *output_data);

unsigned int ica_des_decrypt(unsigned int mode,
    unsigned int data_length, unsigned char *input_data,
    ica_des_vector_t *iv, ica_des_key_single_t *des_key,
    unsigned char *output_data);

```

Table 5 shows libica version 2.0 DES functions calls, and their corresponding libica version 2.4 DES function calls.

Table 5. Compatibility of libica version 2.0 DES functions calls to libica version 2.4 DES function calls

Calling this libica version 2.0 DES function	Corresponds to calling this libica version 2.4 DES function
<code>ica_des_encrypt(MODE_ECB, data_length, in_data, NULL, key, out_data);</code>	<code>ica_des_ecb(in_data, out_data, (long) data_length, key, 1);</code>
<code>ica_des_encrypt(MODE_CBC, data_length, in_data, iv, key, out_data);</code>	<code>ica_des_cbc(in_data, out_data, (long) data_length, key, iv, 1);</code>
<code>ica_des_decrypt(MODE_ECB, data_length, in_data, NULL, key, out_data);</code>	<code>ica_des_ecb(in_data, out_data, (long) data_length, key, 0);</code>
<code>ica_des_decrypt(MODE_CBC, data_length, in_data, iv, key, out_data);</code>	<code>ica_des_cbc(in_data, out_data, (long) data_length, key, iv, 0);</code>

The functions `ica_des_encrypt` and `ica_des_decrypt` remain supported, but their use is discouraged in favor of `ica_des_ecb` and `ica_des_cbc`.

For a detailed description of the earlier APIs, see *libica Programmers Reference* version 2.0.

ica_sha1

Purpose

Performs a secure hash operation on the input data using the SHA-1 algorithm.

Format

```

unsigned int ica_sha1(unsigned int message_part,
    unsigned int input_length,
    unsigned char *input_data,
    sha_context_t *sha_context,
    unsigned char *output_data);

```

Required hardware support

KIMD-SHA-1 and KLMD-SHA-1

Parameters

`unsigned int message_part`

The message chaining state. This parameter must be one of the following values:

SHA_MSG_PART_ONLY

A single hash operation

SHA_MSG_PART_FIRST

The first part

SHA_MSG_PART_MIDDLE

The middle part

SHA_MSG_PART_FINAL

The last part

unsigned int input_length

Length in bytes of the input data to be hashed using the SHA-1 algorithm.

unsigned char *input_data

Pointer to the input data to be hashed. This pointer must not be zero. So even in case of zero size message data, it must be set to a valid value.

sha_context_t *sha_context

Pointer to the SHA-1 context structure used to store intermediate values needed when chaining is used. The contents are ignored for message part `SHA_MSG_PART_ONLY` and `SHA_MSG_PART_FIRST`. This structure must contain the returned value of the preceding call to `ica_sha1` for message part `SHA_MSG_PART_MIDDLE` and `SHA_MSG_PART_FINAL`. For message part `SHA_MSG_PART_FIRST` and `SHA_MSG_PART_FINAL`, the returned value can be used for a chained call of `ica_sha1`. Therefore, the application must not modify the contents of this structure in between chained calls.

unsigned char *output_data

Pointer to the buffer to contain the resulting hash data. The resulting output data has a length of `SHA_HASH_LENGTH`. Make sure that the buffer is at least this size.

Return codes

0 Success

For return codes indicating exceptions, see “Return codes” on page 107.

Chapter 4. Accessing libica functions through the PKCS #11 API (openCryptoki)

Learn how the cryptographic functions provided by libica can be accessed using the PKCS #11 API implemented by openCryptoki.

For a description of the current PKCS #11 standard, see PKCS #11 Cryptographic Token Interface Standard.

openCryptoki overview

openCryptoki consists of an implementation of the PKCS #11 API, a slot manager, an API for slot token dynamic link libraries (STDLLs), and a set of STDLLs (or tokens). The libica token (ICA token) is such a STDLL introduced into openCryptoki.

The openCryptoki base library (`libopencryptoki.so`) supports the generic PKCS #11 API as outlined in the PKCS #11 specification. Currently, openCryptoki 3.6 conforms to PKCS #11 version 2.40. openCryptoki also loads token-specific modules (STDLLs) that provide the token specific implementation of the PKCS #11 API and cryptographic functions (for example, session management, object management, and crypto algorithms). So, openCryptoki 3.6 conforming to PKCS #11 2.40 requires libica version 2.5 or later. The current libica version 3.0 can be used with openCryptoki 3.4, 3.5 or later versions.

A global configuration file (`/etc/opencryptoki/opencryptoki.conf`) is provided which describes the available tokens. This configuration file can be customized for the individual tokens. The openCryptoki package contains man pages that describe the format of the configuration files. For more information, see “Adjusting the openCryptoki configuration file” on page 93.

The libica token (ICA token) is a plug-in into the openCryptoki token library, providing support for several cryptographic algorithms.

Slot manager

The slot manager (`pkcsslotd`) runs as a daemon. Upon start-up, it creates a shared memory segment and reads the openCryptoki configuration file to acquire the available token and slot information. The openCryptoki API attaches to this memory segment to retrieve token information. Thus, the slot manager provides the openCryptoki API with the token information when required. An application in turn links to or loads the openCryptoki API.

Slot token dynamic link libraries (STDLLs)

The libica token is an example of an STDLL within openCryptoki. STDLLs are plug-in modules to the openCryptoki (main) API. They provide token-specific functions that implement the interfaces. Specific devices can be supported by building an appropriate STDLL. Figure 1 on page 91 illustrates the stack and the process flow in an IBM Z environment.

The STDLLs require local disk space to store persistent data, such as token information, personal identification numbers (PINs) and token objects. This

information is stored in a separate directory for each token (for example in `/var/lib/openscryptoki/1ite` for the libica token). Within each of these directories there is a sub-directory `TOK_OBJ` that contains the token objects (token key store). Each private token object is represented by an encrypted file. Most of these directories are created during installation of openCryptoki.

The pkcsconf command line program

openCryptoki provides a command line program (`/usr/sbin/pkcsconf`) to configure and administer tokens that are supported within the system. The `pkcsconf` capabilities include token initialization, and security officer (SO) PIN and user PIN initialization and maintenance.

`pkcsconf` operations that address a specific token must specify the slot that contains the token with the `-c` option. You can view the list of tokens present within the system by specifying the `-t` option (without `-c` option). For example, the following code shows the options for the `pkcsconf` command and displays slot information for the system:

```
# pkcsconf ?
usage: pkcsconf [-itsmIupPh] [-c slotnumber -U user-PIN -S SO-PIN -n new PIN]
```

The available options have the following meanings:

- i** display PKCS11 info
- t** display token info
- s** display slot info
- m** display mechanism list
- l** display slot description
- I** initialize token
- u** initialize user PIN
- p** set the user PIN
- P** set the SO PIN
- h | --help | ?** show `pkcsconf` help information
- c** specify the token slot for the operation
- U** the current user PIN (for use when changing the user pin with `-u` and `-p` options); if not specified, user will be prompted
- S** the current Security Officer (SO) pin (for use when changing the SO pin with `-P` option); if not specified, user will be prompted
- n** the new pin (for use when changing either the user pin or the SO pin with `-u`, `-p` or `-P` options); if not specified, user will be prompted

For more information about the `pkcsconf` command, see the `pkcsconf` man page.

Figure 1 on page 91 illustrates the stack and the process flow.

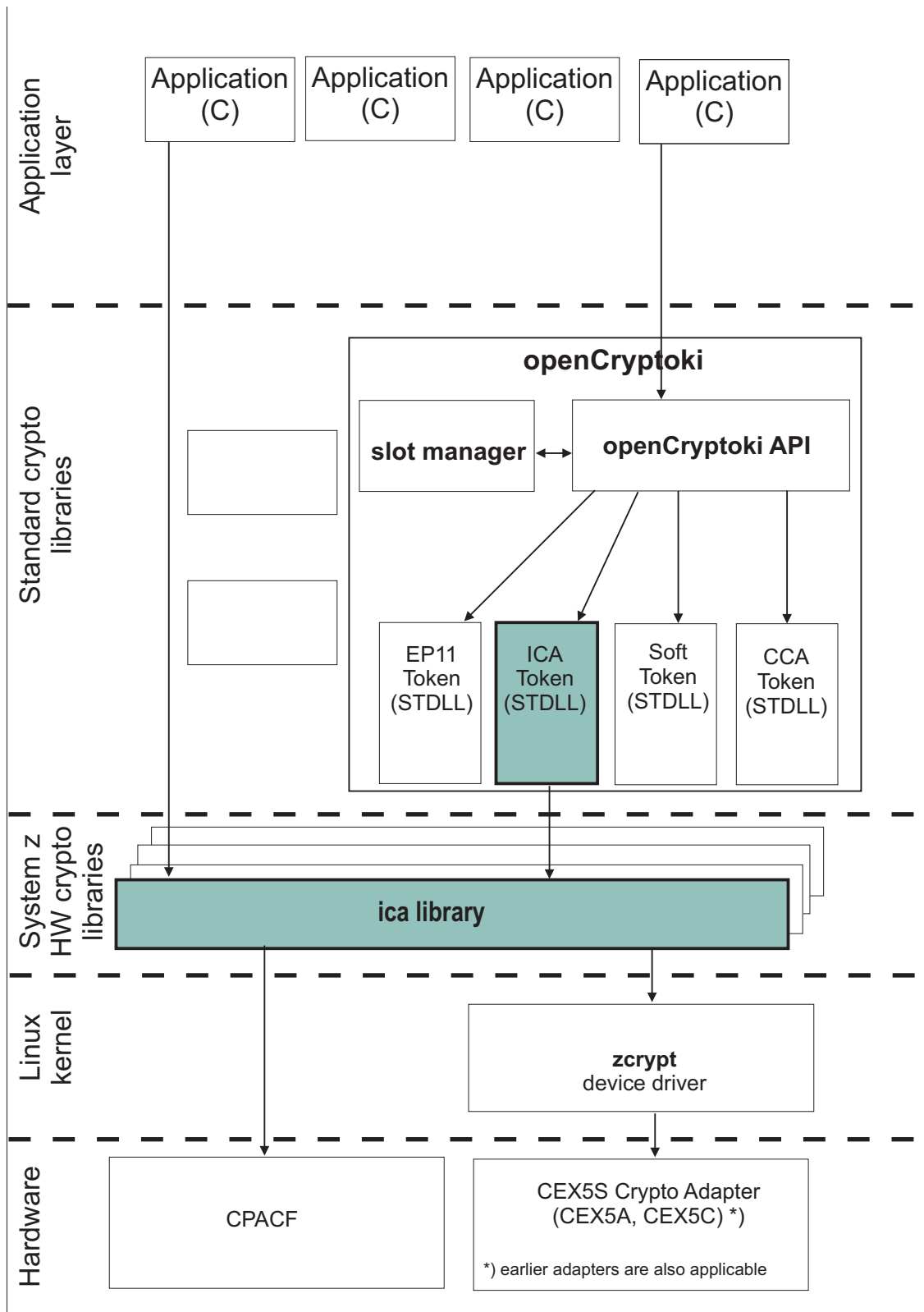


Figure 1. Stack and process flow

Functions provided by openCryptoki with the ICA token

The PKCS #11 functions that manage tokens, slots, and sessions are described in the PKCS #11 standard.

For an overview of the algorithms supported by the ica token, see “Supported mechanisms for the ICA token” on page 98.

The PKCS #11 standard describes the exact API for the mentioned mechanisms. For more information, see PKCS #11 Cryptographic Token Interface Standard

For more details about how to use openCryptoki, see “Using the ICA token” on page 98.

Installing openCryptoki

openCryptoki is shipped with the Linux on z Systems distributions. Follow the instructions in this section to install openCryptoki.

Check whether you have already installed openCryptoki in your current environment:

```
$ rpm -qa | grep -i opencryptoki
```

Note: This command example is distribution dependent. `opencryptoki` must in certain distribution be specified as `openCryptoki` (case-sensitive).

You should see all installed openCryptoki packages. If required packages are missing, use the installation tool of your Linux distribution to install the appropriate openCryptoki RPM.

Note: You must remove any previous package of openCryptoki before you install a new package.

Installing from the RPM

The current distributions already provide the openCryptoki binary RPMs.

Customers can install these openCryptoki RPM packages by using the installation tool of their selected distribution.

If you received openCryptoki as an *RPM* package, follow the *RPM* installation process that is described in the *RPM* man page. This process is the preferred installation method.

Installing from the source package

If you prefer, you can install openCryptoki from the source package.

As an alternative, for example for development purposes, you can get the latest openCryptoki version (inclusive latest patches) from the GitHub openCryptoki repository and build it yourself. But this version is not serviced. It is suitable for non-production systems and early feature testing, but you should not use it for production.

1. Download the latest version of the openCryptoki sources from:

<https://github.com/opencryptoki/opencryptoki/releases>

- Decompress and extract the compressed tape archive (TGZ file). There is a new directory named `opencryptoki`.
- Change to that directory and issue the following scripts and commands:

```
$ ./bootstrap
$ ./configure
$ make
# make install
```

The scripts or commands perform the following functions:

bootstrap

Initial setup, basic configurations

configure

Check configurations and build the makefile

make Compile and link

make install

Install the libraries

Note: When installing `openCryptoki` from the source package, the location of some installed files will differ from the location of files installed from an RPM.

Configuring `openCryptoki`

After a successful installation of `openCryptoki`, you need to perform certain configuration and customization tasks to enable the exploitation of the `libica` functions from applications. Especially, you need to set up tokens and daemons and then initialize the tokens.

`openCryptoki`, and in particular the slot manager, can handle several tokens, which can have different support for different hardware devices or software solutions. As shown in Figure 1 on page 91, `libica` interacts with the `libica` library host part. `libica` can operate with all Crypto Express adapters in accelerator or coprocessor mode, up to CEX5S (CEX5A and CEX5C), for asymmetric cryptographic functions. Furthermore it can operate with CPACF for symmetric cryptographic functions.

For a complete configuration of `openCryptoki`, finish the tasks as described in the contained subtopics:

- “Adjusting the `openCryptoki` configuration file”
- “Configuring the ICA token” on page 96
- “Initializing the ICA token” on page 96
- “How to recognize the ICA token” on page 97

Finally, to control your configuration results, follow the instructions provided in “How to recognize the ICA token” on page 97.

Adjusting the `openCryptoki` configuration file

A preconfigured list of all available tokens that are ready to register to the `openCryptoki` slot daemon is required before the `openCryptoki` daemon can start. This list is provided by the global configuration file. Read this topic for information on how to adapt this file according to your installation.

Table 6 provides an overview of supported libraries (tokens) that may be in place after you have successfully installed openCryptoki. The list may vary for different distributions and is dependent from the installed RPM packages.

Also, Linux on z Systems does not support the TPM token library.

A token is only available, if the token library is installed, and the appropriate software and hardware support pertaining to the stack of the token is also installed.

A token needs not be available, even if the corresponding token library is installed. Display the list of available tokens by using the command:

```
$ pkcsconf -t
```

Table 6. openCryptoki libraries

Library	Explanation
/usr/lib64/opencrytpoki/libopencrytpoki.so	openCryptoki base library
/usr/lib64/opencrytpoki/std11/libpkcs11_ica.so	ICA token library
/usr/lib64/opencrytpoki/std11/libpkcs11_sw.so	software token library
/usr/lib64/opencrytpoki/std11/libpkcs11_tpm.so	TPM token library
/usr/lib64/opencrytpoki/std11/libpkcs11_cca.so	CCA token library
/usr/lib64/opencrytpoki/std11/libpkcs11_ep11.so	EP11 token library
/usr/lib64/opencrytpoki/std11/libpkcs11_icsf.so	ICSF token library

Note: An analogous set of libraries is available for 32 bit compatibility mode.

Sample configuration file:


```

----- content of opencryptoki.conf -----
version opencryptoki-3.4

# The following defaults are defined:
#   hwversion = 0.0
#   firmwareversion = 0.0
#   description = Linux
#   manufacturer = IBM
#
# The slot definitions below may be overridden and/or customized.
# For example:
#   slot 0
#   {
#       stdll = libpkcs11_cca.so
#       description = "OCC CCA Token"
#       manufacturer = "MyCompany Inc."
#       hwversion = 2.32
#       firmwareversion = 1.0
#   }
# See man(5) opencryptoki.conf for further information.
#
slot 0
{
stdll = libpkcs11_tpm.so
}

slot 1
{
stdll = libpkcs11_ica.so
description = "ICA Token"
manufacturer = "IBM"
hwversion = 1.0
firmwareversion = 1.0
}

slot 2
{
stdll = libpkcs11_cca.so
}

slot 3
{
stdll = libpkcs11_sw.so
}

slot 4
{
stdll = libpkcs11_ep11.so
confname = ep11tok.conf
}
----- end -----

```

Note:

- The standard path for slot token dynamic link libraries (STDLLs) is:
/usr/lib64/opencryptoki/stdll/.

Use one of the following command to start the slot-daemon, which reads out the configuration information and sets up the tokens:

```

$ pkcsslotd start
$ service pkcsslotd start
$ systemctl start pkcsslotd.service

```

For a permanent solution, for example, for an automatic start-up of the slot-daemon, refer to the distribution documentation.

Configuring the ICA token

You need to connect the libica library to the ICA token. For this purpose, you should check the slot entry definition in the openCryptoki configuration file.

Each token has its own token directory, which is used by openCryptoki to store token-specific information (like for example, key objects, user PIN, or SO PIN). The ICA token directory is `/var/lib/opencryptoki/lite/`.

Note: This configuration is token-based. It applies to all applications that use this ICA token.

Defining the slot entry for the ICA token in openCryptoki

Normally, the default openCryptoki configuration file `opencryptoki.conf` already provides a slot entry for the ICA token. It is preconfigured to slot #1. Check this default entry to find out whether you can use it as is. If it is missing, then define a slot entry that sets the `stdll` attribute to `libpkcs11_ica.so`.

Initializing the ICA token

Once the configuration files of openCryptoki and the ICA token are set up, and the `pkcs10td` daemon is started, the ICA token must be initialized.

Note: PKCS #11 defines two users for each token: a security officer (SO) whose responsibility is the administration of the token, and a standard user (User) who wants to use the token to perform cryptographic operations. openCryptoki requires that for both the SO and the User a log-in PIN is defined as part of the token initialization.

The following command provides some useful slot information:

```
# pkcsconf -s

Slot #0 Info
  Description: EP11 Token
  Manufacturer: IBM
  Flags: 0x1 (TOKEN_PRESENT)
  Hardware Version: 1.2
  Firmware Version: 1.0

Slot #1 Info
  Description: ICA Token
  Manufacturer: IBM
  Flags: 0x1 (TOKEN_PRESENT)
  Hardware Version: 2.32
  Firmware Version: 1.0
```

Find your preferred token in the details list and select the correct slot number. This number is used in the next initialization steps to identify your token:

```
$ pkcsconf -I -c <slot> // Initialize the Token and setup a Token Label
$ pkcsconf -P -c <slot> // change the SO PIN (recommended)
$ pkcsconf -u -c <slot> // Initialize the User PIN (SO PIN required)
$ pkcsconf -p -c <slot> // change the User PIN (optional)
```

pkcsconf -I

During token initialization, you are asked for a token label. Provide a meaningful name, because you might need this reference for identification purposes.

pkcsconf -P

For security reasons, openCryptoki requires that you change the default SO PIN (87654321) to a different value. Use the `pkcsconf -P` option to change the SO PIN.

pkcsconf -u

When you enter the user PIN initialization you are asked for the newly set SO PIN. The length of the user PIN must be 4 - 8 characters.

pkcsconf -p

You must at least once change the user PIN with `pkcsconf -p` option. After you completed the PIN setup, the token is prepared and ready for use.

Note: An initialization (`pkcsconf -u` option) with 12345678 will work without any issues. However, this is not recommended, because this pattern is checked internally and marked as default PIN. Therefore, change to a user PIN that is different from 12345678.

How to recognize the ICA token

You can use the `pkcsconf -t` command to display a table that shows all available tokens. You can check the slot and token information, and the PIN status at any time.

The following information provided by the `pkcsconf -t` command about the ICA token is returned in the *Token Info* section, where, for example, *Token #1 Info* displays information about the token plugged into slot number 1.

```
$ pkcsconf -t
Token #0 Info:
Label: IBM ICA PKCS #11
Manufacturer: IBM Corp.
Model: IBM ICA
Serial Number: 123
Flags: 0x880045 (RNG|LOGIN_REQUIRED|CLOCK_ON_TOKEN|USER_PIN_TO_BE_CHANGED|SO_PIN_TO_BE_CHANGED)
Sessions: 0/18446744073709551614
R/W Sessions: 18446744073709551615/18446744073709551614
PIN Length: 4-8
Public Memory: 0xFFFFFFFFFFFFFFFF/0xFFFFFFFFFFFFFFFF
Private Memory: 0xFFFFFFFFFFFFFFFF/0xFFFFFFFFFFFFFFFF
Hardware Version: 1.0
Firmware Version: 1.0
Time: 14:48:30
```

Figure 2. Token info before initialization

The most important information is as follows:

- The token **Label** you assigned at the initialization phase (IBM ICA PKCS #11, in the example). You can initialize or change a token label by using the `pkcsconf -I` command. In the output from Figure 3 on page 98 you see the label changed to `icatest`.
- The **Model** name is unique and designates the token that is in use.
- The **Flags** provide information about the token initialization status, the PIN status, and features such as *Random Number Generator* (RNG). They also

provide information about requirements, such as *Login required*, which means that there is at least one mechanism that requires a session log-in to use that cryptographic function.

The flag `USER_PIN_TO_BE_CHANGED` indicates that the user PIN must be changed before the token can be used. The flag `SO_PIN_TO_BE_CHANGED` indicates that the SO PIN must be changed before administration commands can be used.

For more information about the flags provided in this output, see the description of the `TOKEN_INFO` structure and the Token Information Flags in the PKCS #11 Cryptographic Token Interface Standard.

- The **PIN length** range declared for this token.

```
Token #0 Info:
Label: icatest
Manufacturer: IBM Corp.
Model: IBM ICA
Serial Number: 123
Flags: 0x44D (RNG|LOGIN_REQUIRED|USER_PIN_INITIALIZED|CLOCK_ON_TOKEN|TOKEN_INITIALIZED)
Sessions: 0/18446744073709551614
R/W Sessions: 18446744073709551615/18446744073709551614
PIN Length: 4-8
Public Memory: 0xFFFFFFFFFFFFFFFF/0xFFFFFFFFFFFFFFFF
Private Memory: 0xFFFFFFFFFFFFFFFF/0xFFFFFFFFFFFFFFFF
Hardware Version: 1.0
Firmware Version: 1.0
Time: 14:56:24
```

Figure 3. Token info after initialization

Figure 2 on page 97 shows the information for an uninitialized token, and Figure 3 shows the information for an initialized one.

Using the ICA token

Applications that are designed to work with openCryptoki can take advantage of the libica library functions by using the openCryptoki standard interface (PKCS #11 standard C API).

Applications that are designed to work with openCryptoki are also able to use the functions provided by the ICA token.

For a list of code samples, refer to “openCryptoki code samples” on page 170.

Supported mechanisms for the ICA token

View a list of the supported mechanisms for the ICA token in the openCryptoki implementation.

Use the following command to retrieve a complete list of algorithms (or mechanisms) that are supported by the token:

```

$ pkcsconf -m -c <slot>
Mechanism #2
  Mechanism: 0x131 (CKM_DES3_KEY_GEN)
  Key Size: 24-24
  Flags: 0x8001 (CKF_HW|CKF_GENERATE)
...
Mechanism #10
  Mechanism: 0x132 (CKM_DES3_ECB)
  Key Size: 24-24
  Flags: 0x60301 (CKF_HW|CKF_ENCRYPT|CKF_DECRYPT|CKF_WRAP|CKF_UNWRAP)
...
Mechanism #11
  Mechanism: 0x133 (CKM_DES3_CBC)
  Key Size: 24-24
  Flags: 0x60301 (CKF_HW|CKF_ENCRYPT|CKF_DECRYPT|CKF_WRAP|CKF_UNWRAP)
...

```

The list displays all mechanisms supported by this token. The mechanism ID and name corresponds to the PKCS #11 specification. Each mechanism provides its supported key size and some further properties such as hardware support and mechanism information flags. These flags provide information about the PKCS #11 functions that may use the mechanism. Typical functions are for example, *encrypt*, *decrypt*, *wrap key*, *unwrap key*, *sign*, or *verify*.

Table 7. Supported mechanism list for the ica token

Mechanisms	ica token	supported with openCryptoki version
CKM_GENERIC_SECRET_KEY_GEN	x	3.4
CKM_RSA_PKCS_KEY_PAIR_GEN	x	2.4
CKM_RSA_PKCS	x	2.4
CKM_RSA_X_509	x	2.4
CKM_RSA_PKCS_PSS	x	3.4
CKM_RSA_PKCS_OAEP	x	3.4
CKM_MD5_RSA_PKCS	x	2.4
CKM_SHA1_RSA_PKCS	x	2.4
CKM_SHA256_RSA_PKCS	x	2.4.3.1
CKM_SHA384_RSA_PKCS	x	2.4.3.1
CKM_SHA512_RSA_PKCS	x	2.4.3.1
CKM_DES_OFB64	x	3.0
CKM_DES_KEY_GEN	x	2.4
CKM_DES_ECB	x	2.4
CKM_DES_CFB8	x	3.0
CKM_DES_CFB64	x	3.0
CKM_DES_CBC	x	2.4
CKM_DES_CBC_PAD	x	2.4
CKM_DES3_MAC	x	3.0
CKM_DES3_MAC_GENERAL	x	3.0

Table 7. Supported mechanism list for the ica token (continued)

Mechanisms	ica token	supported with openCryptoki version
CKM_DES3_KEY_GEN	x	2.4
CKM_DES3_ECB	x	2.4
CKM_DES3_CBC	x	2.4
CKM_DES3_CBC_PAD	x	2.4
CKM_MD5	x	2.4
CKM_MD5_HMAC	x	2.4
CKM_MD5_HMAC_GENERAL	x	2.4
CKM_SHA_1	x	2.4
CKM_SHA_1_HMAC	x	2.4
CKM_SHA_1_HMAC_GENERAL	x	2.4
CKM_SHA256	x	2.4
CKM_SHA256_HMAC	x	2.4
CKM_SHA256_HMAC_GENERAL	x	2.4
CKM_SHA384	x	2.4
CKM_SHA384_HMAC	x	2.4.3.1
CKM_SHA384_HMAC_GENERAL	x	2.4.3.1
CKM_SHA512	x	2.4
CKM_SHA512_HMAC	x	2.4.3.1
CKM_SHA512_HMAC_GENERAL	x	2.4.3.1
CKM_SSL3_PRE_MASTER_KEY_GEN	x	2.4
CKM_SSL3_MASTER_KEY_DERIVE	x	2.4
CKM_SSL3_KEY_AND_MAC_DERIVE	x	2.4
CKM_SSL3_MD5_MAC	x	2.4
CKM_SSL3_SHA1_MAC	x	2.4
CKM_AES_OFB	x	3.0
CKM_AES_MAC	x	3.0
CKM_AES_MAC_GENERAL	x	3.0
CKM_AES_KEY_GEN	x	2.4
CKM_AES_ECB	x	2.4
CKM_AES_CFB8	x	3.0
CKM_AES_CFB64	x	3.0
CKM_AES_CFB128	x	3.0

Table 7. Supported mechanism list for the ica token (continued)

Mechanisms	ica token	supported with openCryptoki version
CKM_AES_CBC	x	2.4
CKM_AES_CBC_PAD	x	2.4
CKM_AES_CTR	x	2.4
CKM_AES_GCM	x	3.4

Restrictions of the ICA token

As of openCryptoki version 3.6, the C_SeedRandom function of the ICA token always returns CKR_RANDOM_SEED_NOT_SUPPORTED.

Chapter 5. libica constants, type definitions, data structures, and return codes

Use these constants, type definitions, data structures, and return codes when you program with the libica APIs.

The APIs are described in Chapter 3, “Application programming interfaces,” on page 9. To use them, include `ica_api.h` in your programs.

libica constants

The constants listed in this topic are provided and valid for the current libica version.

Use these constants instead of the equivalent libica version 1 constants. There is no difference in their values.

```
#define ICA_ENCRYPT 1
#define ICA_DECRYPT 0
#define ICA_DRBG_NEW_STATE_HANDLE NULL
```

FIPS mode constants

```
/* 'FIPS mode active'-flag */
#define ICA_FIPS_MODE 1
```

Powerup-test-failed flags

```
/* Cryptographic algorithm test (KAT or pair-wise consistency test) */
#define ICA_FIPS_CRYPTOALG 2
```

```
/* Critical functions test (N/A) */
#define ICA_FIPS_CRITICALFUNC 8
```

Conditional-test-failed flags

```
/* Pair-wise consistency test for public & private keys (N/A) */
#define ICA_FIPS_CONSISTENCY 16
```

```
/* Software/Firmware load test (N/A) */
#define ICA_FIPS_LOAD 32
```

```
/* Manual key entry test (N/A) */
#define ICA_FIPS_KEYENTRY 64
```

```
/* Continuous random number generator test */
#define ICA_FIPS_RNG 128
```

```
/* Bypass test (N/A) */
#define ICA_FIPS_BYPASS 256
```

Type definitions

These type definitions are available to ensure compatibility with libica version 1 types.

```
typedef ica_des_vector_t ICA_DES_VECTOR;
typedef ica_des_key_single_t ICA_KEY_DES_SINGLE;
typedef ica_des_key_triple_t ICA_KEY_DES_TRIPLE;
typedef ica_aes_vector_t ICA_AES_VECTOR;
typedef ica_aes_key_single_t ICA_KEY_AES_SINGLE;
typedef ica_aes_key_len_128_t ICA_KEY_AES_LEN128;
typedef ica_aes_key_len_192_t ICA_KEY_AES_LEN192;
typedef ica_aes_key_len_256_t ICA_KEY_AES_LEN256;
typedef sha_context_t SHA_CONTEXT;
typedef sha256_context_t SHA256_CONTEXT;
typedef sha512_context_t SHA512_CONTEXT;
typedef unsigned char ica_des_vector_t[8];
typedef unsigned char ica_des_key_single_t[8];
typedef unsigned char ica_key_t[8];
typedef unsigned char ica_aes_vector_t[16];
typedef unsigned char ica_aes_key_single_t[8];
typedef unsigned char ica_aes_key_len_128_t[16];
typedef unsigned char ica_aes_key_len_192_t[24];
typedef unsigned char ica_aes_key_len_256_t[32];
typedef struct ica_drbg_mech ica_drbg_mech_t;
typedef struct ica_drbg ica_drbg_t;
```

Data structures

These structures are used in the API of the current libica version.

For the definitions of older functions, see previous versions of this book. The older functions are no longer recommended for use, but they are supported.

```
typedef struct {
    unsigned int key_length;
    unsigned char* modulus;
    unsigned char* exponent;
} ica_rsa_key_mod_expo_t;

typedef struct {
    unsigned int key_length;
    unsigned char* p;
    unsigned char* q;
    unsigned char* dp;
    unsigned char* dq;
    unsigned char* qInverse;
} ica_rsa_key_crt_t;

typedef struct {
    unsigned int mech_mode_id;
    unsigned int flags;
    unsigned int property;
} libica_func_list_element;

typedef struct kma_ctx_t kma_ctx_t;
```

* mech_mode_id: Unique mechanism ID for each mechanism implemented in libica

```

#define SHA1 1
#define SHA224 2
#define SHA256 3
#define SHA384 4
#define SHA512 5
#define SHA3_224 6
#define SHA3_256 7
#define SHA3_384 8
#define SHA3_512 9
#define SHAKE_128 10
#define SHAKE_256 12
#define DES_ECB 20
#define DES_CBC 21
#define DES_CBC_CS 22
#define DES_OFB 23
#define DES_CFB 24
#define DES_CTR 25
#define DES_CTRLST 26
#define DES_CBC_MAC 27
#define DES_CMAC 28
#define DES3_ECB 41
#define DES3_CBC 42
#define DES3_CBC_CS 43
#define DES3_OFB 44
#define DES3_CFB 45
#define DES3_CTR 46
#define DES3_CTRLST 47
#define DES3_CBC_MAC 48
#define DES3_CMAC 49
#define AES_ECB 60
#define AES_CBC 61
#define AES_CBC_CS 62
#define AES_OFB 63
#define AES_CFB 64
#define AES_CTR 65
#define AES_CTRLST 66
#define AES_CBC_MAC 67
#define AES_CMAC 68
#define AES_CCM 69
#define AES_GCM 70
#define AES_XTS 71
#define P_RNG 80
#define RSA_ME 90
#define RSA_CRT 91
#define RSA_KEY_GEN_ME 92
#define RSA_KEY_GEN_CRT 93

```

For more details regarding these mechanisms, refer to the openCryptoki version 2.20 specification.

*** flags**

This flag represents the type of hardware/software support for each mechanism.

#define ICA_FLAG_SHW 4

Static hardware support (operations on CPACF). Hardware support will be available unless a hardware error occurs.

#define ICA_FLAG_DHW 2

Dynamic hardware support (operations on crypto cards). Hardware support will be available unless the hardware is reconfigured.

#define ICA_FLAG_SW 1

Software support. If both static and dynamic hardware support as well as software support are available, then software support is used as fall back if hardware support fails.

*** property**

This property field is optional depending on the mechanism. It is used to declare mechanism specific parameters, such as key sizes for RSA and AES.

For RSA mechanisms:

- **bit 0**
512 bit key size support
- **bit 1**
1024 bit key size support
- **bit 2**
2048 bit key size support
- **bit 3**
4096 bit key size support

For AES mechanisms:

- **bit 0**
128 bit key size support
- **bit 1**
192 bit key size support
- **bit 2**
256 bit key size support

For all non-RSA/AES mechanisms this field is empty.

Take note of these considerations:

- The buffers pointed to by members of type *unsigned char ** must be manually allocated and deallocated by the user.
- Key parts must always be right-aligned in their fields.
- All buffers pointed to by members *modulus* and *exponent* in struct *ica_rsa_key_mod_expo_t* must be of length *key_length*.
- All buffers pointed to by members *p*, *q*, *dp*, *dq*, and *qInverse* in struct *ica_rsa_key_crt_t* must be of size *key_length / 2* or larger.
- In the struct *ica_rsa_key_crt_t*, the buffers *p*, *dp*, and *qInverse* must contain 8 bytes of zero padding in front of the actual values.
- If an exponent is set in struct *ica_rsa_key_mod_expo_t* as part of a public key for key generation, be aware that due to a restriction in OpenSSL, the public exponent cannot be larger than a size of unsigned long. Therefore, you must have zeros left-padded in the buffer pointed to by *exponent* in the struct *ica_rsa_key_mod_expo_t* struct. Be aware that this buffer also must be of size *key_length*.
- This *key_length* value should be calculated from the length of the modulus in bits, according to this calculation:

$$\text{key_length} = (\text{modulus_bits} + 7) / 8$$

```
typedef struct {
    uint64_t runningLength;
    unsigned char shaHash[LENGTH_SHA_HASH];
} sha_context_t;
typedef struct {
    uint64_t runningLength;
    unsigned char sha256Hash[LENGTH_SHA256_HASH];
} sha256_context_t;
```

Chapter 6. libica tools


The libica packages include tools to investigate the capabilities of your cryptographic hardware and how these capabilities are used by applications that use libica.

icainfo - Show available libica functions

Use the **icainfo** command to find out which libica functions are available on your Linux system.

The **icainfo** output also indicates, whether the libica library has built-in FIPS support, whether it is running in FIPS mode, and whether it is in an error state. Algorithms that are not FIPS approved are marked as blocked in both table columns when running in FIPS mode. All algorithms are marked as blocked when libica is in an error state.

Format



Where:

-v or --version

Displays the version number of **icainfo**, then exits.

-h or --help

Displays help information for the command.

Examples

To obtain an overview of the supported algorithms with modes of operations and how they are implemented on your Linux system (hardware, software, or both), enter:

```
# icainfo
```

View a sample output produced by this command. A no in column software indicates, that no software fallback for this function is implemented in libica.

The following CP Assist for Cryptographic Function (CPACF) operations are supported by libica on this system:

```
Cryptographic algorithm support
-----
function      | hardware | software
-----+-----+-----
SHA-1         | yes      | yes
```

SHA-224		yes		yes
...				
SHA3-384		yes		yes
...				
SHAKE-256		yes		no
GHASH		yes		no
P_RNG		blocked		blocked
DRBG-SHA-512		yes		yes
RSA ME		no		yes
RSA CRT		no		yes
DES ECB		blocked		blocked
...				
3DES ECB		yes		yes
3DES CBC		yes		yes
3DES OFB		yes		no
3DES CFB		yes		no
...				
AES GCM		yes		no

 Built-in FIPS support: FIPS mode active.

icastats - Show use of libica functions

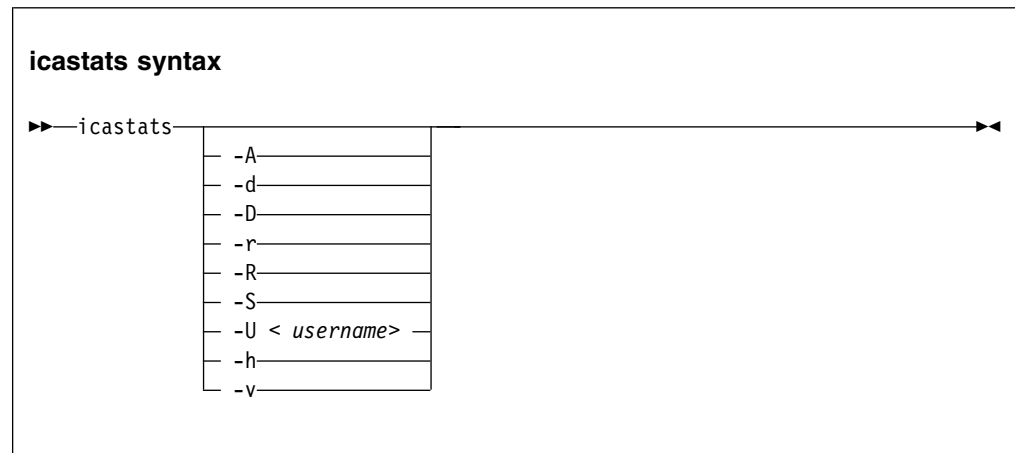
Use the **icastats** utility to find out whether libica uses hardware acceleration features or works with software fallbacks. **icastats** collects the statistical data per user and not per system.

The command also shows which specific functions of libica are used. For a standard user, **icastats** shows a statistics table with all crypto operations that are used by the user's processes. For the root user, **icastats** provides statistics for all users, or processes, on the system.

The shared memory segment that holds the statistic data is created when a user starts **icastats** or when a program is started, that performs cryptographic operations using libica. Once the shared memory segment exists, it can only be removed by one of the delete options (**-d** or **-D**) provided with the **icastats** utility. Thus, this function collects crypto statistics independently from the process context for continuing availability of data. All cryptographic operations using libica are counted into the statistics.

Note: Before deleting the shared memory segment, ensure that there are no running applications that are using this memory segment.

Format



Where:

-A or --all

Shows the statistic tables from all users (for root users only).

-d or --delete

Removes the user specific shared memory segment.

-D or --delete-all

Removes all shared memory segments (for root users only).

-r or --reset

Resets the user statistic data table.

-R or --reset-all

Resets all statistic data tables from all users (for root users only).

-S or --summary

Shows accumulated statistics from all users (for root users only).

-U <username> or --user <username>

Shows statistic data for a dedicated user (for root users only).

-h or --help

Displays help information for the command.

-v or --version

Displays the version number of **icastats**, then exits.

Examples

To display the current use of libica functions issue:

```
# icastats
```

View an excerpt of a sample output produced by this command:

function	# hardware			# software		
	ENC	CRYPT	DEC	ENC	CRYPT	DEC
SHA-1		0			0	
SHA-224		0			0	
...						

SHA3-384	507			0
...				
SHAKE-256	8276			0
...				
P_RNG	55			0
RSA-ME	351			1
RSA-CRT	64			0
DES ECB	0	0	0	0
DES CBC	0	0	0	0
...				
AES CMAC	0	0	0	0
AES XTS	0	0	0	0
AES GCM	0	0	0	0

CRYPT

indicates cryptographic functions that produce a one-way result on given data, for example, creating a digital hash value from a given input text, or creating/verifying a digital signature.

ENC is shown for a two way function performing encryption.

DEC is shown for a two way function performing decryption.

Note that one single libica function may increase several different counters when internally using different hardware functions. For example, performing AES GCM on a z13 involves using the AES ECB, AES CTR and GHASH hardware functions. On a z14, the AES GCM counter increases to indicate the use of the KMA instruction. Depending on the input data, other counters may also increase. Therefore, by looking at the hardware counters, it is not possible to see how often a particular API function was called.

Logging and error handling

Access failures to the shared memory segments that are used by the **icastats** utility, are logged once via the syslog interface. After a failed attempt to access the shared memory segment, the library no longer collects any statistic data for this application (related to application lifetime and user).

Example of syslog message:

```
<date> <machine> <application>: failed to create or access shared memory segment.
```

The **icastats** utility prints an error message if it cannot create, access, or remove the shared memory segment.

Note: The log message may indicate a permission problem with the shared memory segment. An administrator can remove the defect memory segment. The next call of **icastats** should create a new memory segment automatically.

You can view the shared memory segments and information about creators and owners with the **ipcs** command:

```
shared memory segment
```

Chapter 7. Examples

These sample program segments illustrate the use of the libica APIs.

These examples are released under the Common Public License - V1.0, which is stated in full at the end of this chapter. See “Common Public License - V1.0” on page 181.

In the extracted source package, you also find test cases for all APIs in directory `.../src/tests/`. You can have the source of these test cases compiled using the `--enable-testcases` option with the `configure` command as described in “Installing libica version 3.2 from the source package” on page 5.

View a list of examples for libica, and the makefile used to create the library.

- “SHAKE-128 example”
- “SHA-256 example” on page 115
- “Pseudo random number generation example” on page 118
- “Key generation example” on page 119
- “RSA example” on page 125
- “AES with CFB mode example” on page 128
- “AES with CTR mode example” on page 141
- “AES with OFB mode example” on page 150
- “AES with XTS mode example” on page 158
- “CMAC example” on page 166
- “openCryptoki code samples” on page 170
- “Makefile example” on page 180
- “Common Public License - V1.0” on page 181

SHAKE-128 example

```
| /* This program is released under the Common Public License V1.0
| *
| * You should have received a copy of Common Public License V1.0 along with
| * with this program.
| *
| * Copyright IBM Corp. 2017
| *
| */
| #include <stdio.h>
| #include <stdlib.h>
| #include <string.h>
| #include <errno.h>
| #include <ica_api.h>
|
| /* The name of the file to calculate the SHAKE-128 hash from */
| #define FILE_NAME "example_shake_128.c"
|
| /* Size of the chunks in which the file is read.
| * Must be a multiple of 168 bytes (the SHAKE-128 block size).
| */
| #define CHUNK_SIZE 168
|
| /* An arbitrary output_length in case the use did not specify a value via args */
| #define SAMPLE_SHAKE_OUTPUT_LENGTH 123
```

```

| /* Prints hex values to standard out. */
| static void dump_data(unsigned char *data, unsigned long length);
|
| /* Prints a description of the return value to standard out. */
| static int handle_ica_error(int rc);
|
| int main( int argc, char **argv)
| {
|     int rc=0;
|     unsigned int output_length = SAMPLE_SHAKE_OUTPUT_LENGTH;
|
|     /* Try to read the user specified output length. If none given, use our
|      * sample value.
|      */
|     if (argc > 1 && argv[1] != NULL)
|         output_length = atoi(argv[1]);
|
|     /* This is the buffer where the SHAKE-128 hash is generated into.
|      * The SHAKE algorithm can create output of any length greater or equal
|      * to 8 bytes. Let's use an output length of 256 bytes for this example.
|      */
|     unsigned char* shake_result_p;
|
|     /* The file will be read in several chunks into this buffer.
|      * The chunks will be the input to the ica_shake_128 function which
|      * we call for each chunk.
|      */
|     unsigned char shake_input[CHUNK_SIZE];
|
|     /* This is the SHAKE-128 context. It stores intermediate values
|      * needed when chaining multiple chunks (as we do).
|      */
|     shake_128_context_t context;
|
|     /* Open the file in binary mode and read its content in chunks */
|     FILE *f;
|     f = fopen(FILE_NAME, "r");
|     if (f == NULL)
|         return handle_ica_error(errno);
|
|     /* Allocate a buffer for the output value */
|     shake_result_p = malloc(output_length);
|     if (shake_result_p == NULL) {
|         printf("Cannot malloc %d bytes for output value. \n", output_length);
|         return EINVAL;
|     }
|
|     /* Perform the shake-128 operation ... */
|     int len;
|     unsigned long total_size = 0;
|     memset((char*)&context, 0, sizeof(context));
|     while (!feof(f)) {
|         /* read a chunk of data */
|         len = fread(shake_input, 1, CHUNK_SIZE, f);
|         if (total_size == 0) {
|             /* this is the first chunk */
|             rc = ica_shake_128(SHA_MSG_PART_FIRST, len, shake_input,
|                               &context, shake_result_p, output_length);
|         } else if (!feof(f)) {
|             /* add this chunk to the hash */
|             rc = ica_shake_128(SHA_MSG_PART_MIDDLE, len, shake_input,
|                               &context, shake_result_p, output_length);
|         } else {
|             /* this is the last chunk */
|             rc = ica_shake_128(SHA_MSG_PART_FINAL, len, shake_input,
|                               &context, shake_result_p, output_length);
|         }
|     }
| }

```

```

|   }
|
|   total_size += len;
|   if (rc)
|       break;
|   }
|
|   /* close the file */
|   fclose(f);
|
|   /* Error handling (if necessary). */
|   if (rc)
|       return handle_ica_error(rc);
|
|   /* Dump the generated hash to standard output, just for
|    * a visual control.
|    */
|   printf("SHAKE-128 hash with %d bytes of file '%s' (%lu bytes):\n", output_length,
|         FILE_NAME, total_size);
|
|   dump_data(shake_result_p, output_length);
| }
|
| static void dump_data(unsigned char *data, unsigned long length)
| {
|     unsigned char *ptr;
|     int i;
|     for (ptr = data, i = 1; ptr < (data + length); ptr++, i++) {
|         printf("0x%02x ", *ptr);
|         if ((i % 16) == 0)
|             printf("\n");
|     }
|     if (i % 16)
|         printf("\n");
| }
|
| static int handle_ica_error(int rc)
| {
|     switch (rc) {
|     case 0:
|         printf("OK\n");
|         break;
|     case EINVAL:
|         printf("Incorrect parameter.\n");
|         break;
|     case EPERM:
|         printf("Operation not permitted by Hardware (CPACF).\n");
|         break;
|     case EIO:
|         printf("I/O error.\n");
|         break;
|     default:
|         printf("unknown error.\n");
|     }
|     return rc;
| }

```

SHA-256 example

```

/* This program is released under the Common Public License V1.0
 *
 * You should have received a copy of Common Public License V1.0 along with
 * with this program.
 *
 * Copyright IBM Corp. 2016
 *
 */

```

```

#include <stdio.h>
#include <string.h>
#include <errno.h>

#include <ica_api.h>

/* The name of the file to calculate the SHA256 hash from */
#define FILE_NAME    "example_sha256.c"

/* Size of the chunks in which the file is read.
 * Must be a multiple of 64 bytes.
 */
#define CHUNK_SIZE    1024

/* Prints hex values to standard out. */
static void dump_data(unsigned char *data, unsigned long length);
/* Prints a description of the return value to standard out. */
static int handle_ica_error(int rc);

int main(char **argv, int argc)
{
    int rc;

    /* This is the buffer where the SHA256 hash is generated into.
     * For SHA256, it needs to be 32 bytes in size (SHA256_HASH_LENGTH).
     */
    unsigned char sha_result[SHA256_HASH_LENGTH];

    /* The file will be read in several chunks into this buffer.
     * The chunks will be the input to the ica_sha256 function which
     * we call for each chunk.
     */
    unsigned char sha_input[CHUNK_SIZE];

    /* This is the SHA 256 context. It stores intermediate values
     * needed when chaining multiple chunks (as we do).
     */
    sha256_context_t context;

    /* Open the file in binary mode and read its content in chunks */
    FILE *f;

    f = fopen(FILE_NAME, "r");
    if (f==NULL)
        return handle_ica_error(errno);

    int len;
    unsigned long total_size = 0;

    while(!feof(f)) {
        /* read a chunk of data */
        len = fread(sha_input, 1, CHUNK_SIZE, f);

        if (total_size == 0) {
            /* this is the first chunk */
            rc = ica_sha256(SHA_MSG_PART_FIRST,
                len, sha_input,
                &context,
                sha_result);
        }
        else if (!feof(f)) {
            /* add this chunk to the hash */
            rc = ica_sha256(SHA_MSG_PART_MIDDLE,
                len, sha_input,
                &context,
                sha_result);
        }
    }
}

```

```

}
else {
    /* this is the last chunk */
    rc = ica_sha256(SHA_MSG_PART_FINAL,
        len, sha_input,
        &context,
        sha_result);
}

total_size += len;

if (rc)
    break;
}

/* close the file */
fclose(f);

/* Error handling (if necessary). */
if (rc)
    return handle_ica_error(rc);

/* Dump the generated hash to standard output, just for
 * a visual control.
 *
 * Note: You can verify the displayed hash using command
 *      'sha256sum example_sha256.c'
 */
printf("SHA256 hash of file '%s' (%u bytes):\n", FILE_NAME, total_size);
dump_data(sha_result, sizeof(sha_result));
}

static void dump_data(unsigned char *data, unsigned long length)
{
    unsigned char *ptr;
    int i;

    for (ptr = data, i = 1; ptr < (data+length); ptr++, i++) {
        printf("0x%02x ", *ptr);
        if ((i % 16) == 0)
            printf("\n");
    }
    if (i % 16)
        printf("\n");
}

static int handle_ica_error(int rc)
{
    switch (rc) {
        case 0:
            printf("OK\n");
            break;
        case EINVAL:
            printf("Incorrect parameter.\n");
            break;
        case EPERM:
            printf("Operation not permitted by Hardware (CPACF).\n");
            break;
        case EIO:
            printf("I/O error.\n");
            break;
        default:
            printf("unknown error.\n");
    }

    return rc;
}

```

Pseudo random number generation example

This example uses the libica version 1 API. Examples for using the libica version 2.4 API for random number generation are located in other examples, such as the DES with CTR mode example.

```
/* This program is released under the Common Public License V1.0
 *
 * You should have received a copy of Common Public License V1.0 along with
 * with this program.
 */

/* Copyright IBM Corp. 2010, 2011 */
#include <fcntl.h>
#include <sys/errno.h>
#include <stdio.h>
#include "ica_api.h"

unsigned char R[512];

extern int errno;

void dump_array(unsigned char *ptr, unsigned int size)
{
    unsigned char *ptr_end;
    unsigned char *h;
    int i = 1;

    h = ptr;
    ptr_end = ptr + size;
    while (h < (unsigned char *)ptr_end) {
        printf("0x%02x ",(unsigned char ) *h);
        h++;
        if (i == 8) {
            printf("\n");
            i = 1;
        } else {
            ++i;
        }
    }
    printf("\n");
}

int main(int ac, char **av)
{
    int rc;
    ICA_ADAPTER_HANDLE adapter_handle;

    rc = icaOpenAdapter(0, &adapter_handle);
    if (rc != 0) {
        printf("icaOpenAdapter failed and returned %d (0x%x).\n", rc, rc);
    }

    rc = icaRandomNumberGenerate(adapter_handle, sizeof R, R);
    if (rc != 0) {
        printf("icaRandomNumberGenerate failed and returned %d (0x%x).\n", rc, rc);
#ifdef __s390__
        if (rc == ENODEV)
            printf("The usual cause of this on zSeries is that the CPACF instruction is not available.\n");
#endif
    }
    else {
        printf("\nHere it is:\n");
    }

    dump_array(R, sizeof R);
}
```



```

    if (!rc) {
        printf("\nWell, does it look random?\n\n");
    }

    icaCloseAdapter(adapter_handle);

    return 0;
}

```

Key generation example

This example uses the various key generation APIs, as well as those to open and close an adapter, and random number generation.

```

/* This program is released under the Common Public License V1.0
 *
 * You should have received a copy of Common Public License V1.0 along with
 * with this program.
 */

/* (C) COPYRIGHT International Business Machines Corp. 2001, 2009          */
#include <sys/errno.h>
#include <fcntl.h>
#include <memory.h>
#include <stdio.h>
#include <stdlib.h>
#include <strings.h>
#include "ica_api.h"

#define KEY_BYTES ((key_bits + 7) / 8)
#define KEY_BYTES_MAX 256

extern int errno;

void dump_array(char *ptr, int size)
{
    char *ptr_end;
    char *h;
    int i = 1;

    h = ptr;
    ptr_end = ptr + size;
    while (h < ptr_end) {
        printf("0x%02x ",(unsigned char ) *h);
        h++;
        if (i == 8) {
            printf("\n");
            i = 1;
        } else {
            ++i;
        }
    }
    printf("\n");
}

int main(int argc, char **argv)
{
    ICA_ADAPTER_HANDLE adapter_handle;
    ICA_KEY_RSA_CRT crtkey;
    ICA_KEY_RSA_MODEXPO wockey, wockey2;
    unsigned char decrypted[KEY_BYTES_MAX], encrypted[KEY_BYTES_MAX],
        original[KEY_BYTES_MAX];
    int rc;
    unsigned int length, length2;
    unsigned int exponent_type = RSA_PUBLIC_FIXED, key_bits = 1024;

```

```

length = sizeof wockey;
length2 = sizeof wockey2;
bzero(&wockey, sizeof wockey);
bzero(&wockey2, sizeof wockey2);

rc = icaOpenAdapter(0, &adapter_handle);
if (rc != 0) {
    printf("icaOpenAdapter failed and returned %d (0x%x).\n", rc,
           rc);
}
exponent_type = RSA_PUBLIC_FIXED;
printf("a fixed exponent . . .\n");
rc = icaRandomNumberGenerate(adapter_handle, KEY_BYTES,
                              wockey.keyRecord);
if (rc != 0) {
    printf("icaRandomNumberGenerate failed and returned %d (0x%x)"
           "\n", rc, rc);
    return -1;
}
wockey.nLength = KEY_BYTES / 2;
wockey.expLength = sizeof(unsigned long);
wockey.expOffset = SZ_HEADER_MODEXPO;
wockey.keyRecord[wockey.expLength - 1] |= 1;
if (argc > 1) {
    key_bits = atoi(argv[1]);
    if (key_bits > KEY_BYTES_MAX * 8) {
        printf("The maximum key length is %d bits.",
               KEY_BYTES_MAX * 8);
        exit(0);
    }
    wockey.modulusBitLength = key_bits;
    printf("Using %u-bit keys and ", key_bits);
    if (argc > 2) {
        switch (argv[2][0]) {
            case '3':
                exponent_type = RSA_PUBLIC_3;
                printf("exponent 3 . . .\n");
                wockey.expLength = 1;
                break;
            case '6':
                exponent_type = RSA_PUBLIC_65537;
                printf("exponent 65537 . . .\n");
                wockey.expLength = 3;
                break;
            case 'R':
            case 'r':
                exponent_type = RSA_PUBLIC_RANDOM;
                printf("a random exponent . . .\n");
                break;
            default:
                break;
        }
    }
}

rc = icaRandomNumberGenerate(adapter_handle, sizeof(original),
                              original);
if (rc != 0) {
    printf("icaRandomNumberGenerate failed and returned %d (0x%x)"
           "\n", rc, rc);
    return rc;
}
original[0] = 0;

rc = icaRsaKeyGenerateModExpo(adapter_handle, key_bits, exponent_type,
                              &length, &wockey, &length2, &wockey2);

```

```

if (rc != 0) {
    printf("icaRsaKeyGenerateModExpo failed and returned %d (0x%x)"
           ".\n", rc, rc);
    return rc;
}

printf("Public key:\n");
dump_array((char *) wockey.keyRecord, 2 * KEY_BYTES);
printf("Private key:\n");
dump_array((char *) wockey2.keyRecord, 2 * KEY_BYTES);

bzero(encrypted, KEY_BYTES);
length = KEY_BYTES;
printf("encrypt \n");
rc = icaRsaModExpo(adapter_handle, KEY_BYTES, original, &wockey,
                  &length, encrypted);
if (rc != 0) {
    printf("icaRsaModExpo failed and returned %d (0x%x).\n", rc, rc);
    return rc;
}
bzero(decrypted, KEY_BYTES);
length = KEY_BYTES;
printf("decrypt \n");
rc = icaRsaModExpo(adapter_handle, KEY_BYTES, encrypted, &wockey2,
                  &length, decrypted);
if (rc != 0) {
    printf("icaRsaModExpo failed and returned %d (0x%x).\n", rc,
           rc);
    return rc;
}

printf("Original:\n");
dump_array((char *) original, KEY_BYTES);
printf("Result of encrypt:\n");
dump_array((char *) encrypted, KEY_BYTES);
printf("Result of decrypt:\n");
dump_array((char *) decrypted, KEY_BYTES);
if (memcmp(original, decrypted, KEY_BYTES) != 0) {
    printf("This does not match the original plaintext. Failure!\n");
    icaCloseAdapter(adapter_handle);
    return errno ? errno : -1;
} else {
    printf("Success! The key pair checks out.\n");
    if (memcmp(original, encrypted, KEY_BYTES) == 0) {
        printf("But the ciphertext equals the plaintext."
               "That can't be good.\n");
        return -1;
    }
}
fflush(stdout);

length = sizeof wockey;
length2 = sizeof crtkey;
bzero(&wockey, sizeof wockey);
wockey.expLength = sizeof(unsigned long);
if (exponent_type == RSA_PUBLIC_FIXED) {
    wockey.keyType = KEYTYPE_MODEXPO;
    wockey.keyLength = sizeof wockey;
    wockey.modulusBitLength = key_bits;
    wockey.nLength = KEY_BYTES;
    wockey.expOffset = SZ_HEADER_MODEXPO;
    wockey.expLength = sizeof(unsigned long);
    wockey.nOffset = KEY_BYTES + wockey.expOffset;
    rc = icaRandomNumberGenerate(adapter_handle, KEY_BYTES,
                                wockey.keyRecord);
    if (rc != 0) {
        printf("icaRandomNumberGenerate failed and returned %d"

```

```

        "(0x%x).\n", rc, rc);
    return rc;
}
wockey.keyRecord[wockey.exLength - 1] |= 1;
}
rc = icaRsaKeyGenerateCrt(adapter_handle, key_bits, exponent_type,
    &length, &wockey, &length2, &crtkey);
printf("wockey.modulusBitLength = %i, crtkey.modulusBitLength = %i"
    "\n", wockey.modulusBitLength, crtkey.modulusBitLength);
if (rc != 0) {
    printf("icaRsaKeyGenerateCrt failed and returned %d (0x%x)"
        "\n", rc, rc);
    return rc;
}

printf("Public key:\n");
dump_array((char *) wockey.keyRecord, 2 * KEY_BYTES);
printf("Private key:\n");
dump_array((char *) crtkey.keyRecord, 5 * KEY_BYTES / 2 + 24);

bzero(encrypted, KEY_BYTES);
length = KEY_BYTES;
rc = icaRsaModExpo(adapter_handle, KEY_BYTES, original, &wockey,
    &length, encrypted);
if (rc != 0)
    printf("icaRsaModExpo failed and returned %d (0x%x).\n", rc, rc);

bzero(decrypted, KEY_BYTES);
length = KEY_BYTES;
rc = icaRsaCrt(adapter_handle, KEY_BYTES, encrypted, &crtkey, &length,
    decrypted);
if (rc != 0)
    printf("icaRsaCrt failed and returned %d (0x%x).\n", rc, rc);

printf("Original:\n");
dump_array((char *) original, KEY_BYTES);
printf("Result of encrypt:\n");
dump_array((char *) encrypted, KEY_BYTES);
printf("Result of decrypt:\n");
dump_array((char *) decrypted, KEY_BYTES);
if (memcmp(original, decrypted, KEY_BYTES) != 0) {
    printf("This does not match the original plaintext. Failure!\n");
    icaCloseAdapter(adapter_handle);
    return errno ? errno : -1;
} else {
    printf("Success! The key pair checks out.\n");
    if (memcmp(original, encrypted, KEY_BYTES) == 0) {
        printf("But the ciphertext equals the plaintext. That can't be good.\n");
        return -1;
    }
}
}
fflush(stdout);

printf("TEST NEW API - MOD_EXPO\n");
rc = ica_close_adapter(adapter_handle);
printf("ica_close_adapter rc = %i\n", rc);

rc = ica_open_adapter(&adapter_handle);
if (rc)
    printf("Adapter not open\n");
else
    printf("Adapter open\n");

ica_rsa_key_mod_expo_t modexpo_public_key;
unsigned char modexpo_public_n[KEY_BYTES];
bzero(modexpo_public_n, KEY_BYTES);
unsigned char modexpo_public_e[KEY_BYTES];

```

```

bzero(modexpo_public_e, KEY_BYTES);
modexpo_public_key.modulus = modexpo_public_n;
modexpo_public_key.exponent = modexpo_public_e;
modexpo_public_key.key_length = KEY_BYTES;
if (exponent_type == RSA_PUBLIC_65537)
    *(unsigned long*)((unsigned char *)modexpo_public_key.exponent +
        modexpo_public_key.key_length -
        sizeof(unsigned long)) = 65537;
if (exponent_type == RSA_PUBLIC_3)
    *(unsigned long*)((unsigned char *)modexpo_public_key.exponent +
        modexpo_public_key.key_length -
        sizeof(unsigned long)) = 3;

ica_rsa_key_mod_expo_t modexpo_private_key;
unsigned char modexpo_private_n[KEY_BYTES];
bzero(modexpo_private_n, KEY_BYTES);
unsigned char modexpo_private_e[KEY_BYTES];
bzero(modexpo_private_e, KEY_BYTES);
modexpo_private_key.modulus = modexpo_private_n;
modexpo_private_key.exponent = modexpo_private_e;
modexpo_private_key.key_length = KEY_BYTES;

rc = ica_rsa_key_generate_mod_expo(adapter_handle,
    key_bits,
    &modexpo_public_key,
    &modexpo_private_key);
if (rc)
    printf("ica_rsa_key_generate_mod_expo rc = %i\n",rc);

printf("Public key:\n");
dump_array((char *) (char *)modexpo_public_key.exponent, KEY_BYTES);
dump_array((char *) (char *)modexpo_public_key.modulus, KEY_BYTES);
printf("Private key:\n");
dump_array((char *) (char *)modexpo_private_key.exponent, KEY_BYTES);
dump_array((char *) (char *)modexpo_private_key.modulus, KEY_BYTES);

bzero(encrypted, KEY_BYTES);
length = KEY_BYTES;
printf("encrypt \n");
rc = ica_rsa_mod_expo(adapter_handle, original, &modexpo_public_key,
    encrypted);

if (rc != 0) {
    printf("ica_rsa_mod_expo failed and returned %d (0x%x).\n", rc,
        rc);
    return rc;
}
bzero(decrypted, KEY_BYTES);
length = KEY_BYTES;
printf("decrypt \n");
rc = ica_rsa_mod_expo(adapter_handle, encrypted, &modexpo_private_key,
    decrypted);
if (rc != 0) {
    printf("ica_rsa_mod_expo failed and returned %d (0x%x).\n", rc,
        rc);
    return rc;
}

printf("Original:\n");
dump_array((char *) original, KEY_BYTES);
printf("Result of encrypt:\n");
dump_array((char *) encrypted, KEY_BYTES);
printf("Result of decrypt:\n");
dump_array((char *) decrypted, KEY_BYTES);
if (memcmp(original, decrypted, KEY_BYTES) != 0) {
    printf("This does not match the original plaintext. Failure!\n");
    return -1;
}

```

```

} else {
    printf("Success! The key pair checks out.\n");
    if (memcmp(original, encrypted, KEY_BYTES) == 0) {
        printf("But the ciphertext equals the plaintext. That can't be good.\n");
        return -1;
    }
}
fflush(stdout);

printf("TEST NEW API - CRT\n");
ica_rsa_key_mod_expo_t public_key;
ica_rsa_key_crt_t private_key;

unsigned char public_n[KEY_BYTES];
bzero(public_n, KEY_BYTES);
unsigned char public_e[KEY_BYTES];
bzero(public_e, KEY_BYTES);
public_key.modulus = public_n;
public_key.exponent = public_e;
public_key.key_length = KEY_BYTES;

unsigned char private_p[(key_bits + 7) / (8 * 2) + 8];
bzero(private_p, KEY_BYTES + 1);
unsigned char private_q[(key_bits + 7) / (8 * 2)];
bzero(private_q, KEY_BYTES);
unsigned char private_dp[(key_bits + 7) / (8 * 2) + 8];
bzero(private_dp, KEY_BYTES + 1);
unsigned char private_dq[(key_bits + 7) / (8 * 2)];
bzero(private_dq, KEY_BYTES);
unsigned char private_qInverse[(key_bits + 7) / (8 * 2) + 8];
bzero(private_qInverse, KEY_BYTES + 1);
private_key.p = private_p;
private_key.q = private_q;
private_key.dp = private_dp;
private_key.dq = private_dq;
private_key.qInverse = private_qInverse;
private_key.key_length = (key_bits + 7) / 8;

if (exponent_type == RSA_PUBLIC_65537)
    *(unsigned long*)((unsigned char *)public_key.exponent +
        public_key.key_length -
        sizeof(unsigned long)) = 65537;
if (exponent_type == RSA_PUBLIC_3)
    *(unsigned long*)((unsigned char *)public_key.exponent +
        public_key.key_length -
        sizeof(unsigned long)) = 3;

rc = ica_rsa_key_generate_crt(adapter_handle, key_bits, &public_key,
    &private_key);
if (rc != 0) {
    printf("ica_rsa_key_generate_crt failed and returned %d (0x%x)"
        ".\n", rc, rc);
    return rc;
}

printf("Public key:\n");
dump_array((char *) (char *)&public_key, 2 * KEY_BYTES);
printf("Private key:\n");
dump_array((char *) (char *)&private_key, 5 * KEY_BYTES / 2 + 24);

bzero(encrypted, KEY_BYTES);
length = KEY_BYTES;
rc = ica_rsa_mod_expo(adapter_handle, original, &public_key, encrypted);
if (rc != 0) {
    printf("ica_rsa_mod_expo failed and returned %d (0x%x).\n",
        rc, rc);
    return rc;
}

```

```

}
bzero(decrypted, KEY_BYTES);
length = KEY_BYTES;
rc = ica_rsa_crt(adapter_handle, encrypted, &private_key, decrypted);
if (rc != 0) {
    printf("icaRsaCrt failed and returned %d (0x%x).\n", rc, rc);
    return rc;
}

printf("Original:\n");
dump_array((char *) original, KEY_BYTES);
printf("Result of encrypt:\n");
dump_array((char *) encrypted, KEY_BYTES);
printf("Result of decrypt:\n");
dump_array((char *) decrypted, KEY_BYTES);
if (memcmp(original, decrypted, KEY_BYTES) != 0) {
    printf("This does not match the original plaintext."
           "Failure!\n");
} else {
    printf("Success! The key pair checks out.\n");
    if (memcmp(original, encrypted, KEY_BYTES) == 0) {
        printf("But the ciphertext equals the plaintext."
               "That can't be good.\n");
    }
}
}
fflush(stdout);
ica_close_adapter(adapter_handle);
return 0;
}

```

RSA example

```

/* This program is released under the Common Public License V1.0
 *
 * You should have received a copy of Common Public License V1.0 along with
 * with this program.
 *
 * Copyright IBM Corp. 2016
 *
 */

#include <stdio.h>
#include <string.h>
#include <errno.h>

#include <ica_api.h>

#define RSA_KEY_SIZE_BITS    2048
#define RSA_KEY_SIZE_BYTES  (RSA_KEY_SIZE_BITS + 7) / 8

#define RSA_DATA_SIZE_BYTES RSA_KEY_SIZE_BYTES

/* This is the plain data, you want to encrypt. For the
 * encryption mode used in this example, it is necessary,
 * that the length of the encrypted data is less or equal
 * to the RSA key length in bytes.
 */
unsigned char message[] = {
    0x55, 0x73, 0x69, 0x6e, 0x67, 0x20, 0x6c, 0x69,
    0x62, 0x69, 0x63, 0x61, 0x20, 0x69, 0x73, 0x20,
    0x73, 0x6d, 0x61, 0x72, 0x74, 0x20, 0x61, 0x6e,
    0x64, 0x20, 0x65, 0x61, 0x73, 0x79, 0x21, 0x00,
};

/* Prints hex values to standard out. */
static void dump_data(unsigned char *data, unsigned long length);
/* Prints a description of the return value to standard out. */

```

```

static int handle_ica_error(int rc);

int main(char **argv, int argc)
{
    int rc;

    /* This is the RSA public/private key pair. We use libica function
     * ica_rsa_key_generate_crt to generate it.
     */
    ica_rsa_key_mod_expo_t public_key;
    ica_rsa_key_crt_t private_key;
    unsigned char public_modulus[RSA_KEY_SIZE_BYTES];
    unsigned char public_exponent[RSA_KEY_SIZE_BYTES];
    unsigned char private_p[RSA_KEY_SIZE_BYTES];
    unsigned char private_q[RSA_KEY_SIZE_BYTES];
    unsigned char private_dp[RSA_KEY_SIZE_BYTES];
    unsigned char private_dq[RSA_KEY_SIZE_BYTES];
    unsigned char private_qInverse[RSA_KEY_SIZE_BYTES];

    unsigned char plain_data[RSA_DATA_SIZE_BYTES];
    unsigned char cipher_data[RSA_DATA_SIZE_BYTES];
    unsigned char decrypt_data[RSA_DATA_SIZE_BYTES];

    /* This is the adapter handle */
    ica_adapter_handle_t handle;

    /* Open the adapter */
    rc = ica_open_adapter(&handle);

    /* Error handling (if necessary). */
    if (rc)
        return handle_ica_error(rc);
    if (handle == DRIVER_NOT_LOADED)
        return handle_ica_error(-1);

    /* Setup the public_key and private_key structures */
    public_key.key_length = RSA_KEY_SIZE_BYTES;
    public_key.modulus = public_modulus;
    public_key.exponent = public_exponent;
    private_key.key_length = RSA_KEY_SIZE_BYTES;
    private_key.p = private_p;
    private_key.q = private_q;
    private_key.dp = private_dp;
    private_key.dq = private_dq;
    private_key.qInverse = private_qInverse;

    /* Zero the key fields
     Note: If the exponent element in the public key is not set,
     (i.e. all zero) it is randomly generated.*/
    memset(public_modulus, 0, sizeof(public_modulus));
    memset(public_exponent, 0, sizeof(public_exponent));
    memset(private_p, 0, sizeof(private_p));
    memset(private_q, 0, sizeof(private_q));
    memset(private_dp, 0, sizeof(private_dp));
    memset(private_dq, 0, sizeof(private_dq));
    memset(private_qInverse, 0, sizeof(private_qInverse));

    /* Generate a key for RSA */
    rc = ica_rsa_key_generate_crt(handle,
        RSA_KEY_SIZE_BITS,
        &public_key, &private_key);

    /* Error handling (if necessary). */
    if (rc)
        return handle_ica_error(rc);

    printf("Public modulus:\n");

```



```

dump_data(public_modulus, sizeof(public_modulus));
printf("Public exponent:\n");
dump_data(public_exponent, sizeof(public_exponent));
printf("Private p:\n");
dump_data(private_p, sizeof(private_p));
printf("Private q:\n");
dump_data(private_q, sizeof(private_q));
printf("Private dp:\n");
dump_data(private_dp, sizeof(private_dp));
printf("Private dq:\n");
dump_data(private_dq, sizeof(private_dq));
printf("Private qInverse:\n");
dump_data(private_qInverse, sizeof(private_qInverse));

/* Left align the message data into the plain_data buffer
 * and padd it to the right with zeros.
 * Note: In real life you would perform proper padding of
 * the data. In this example we simply left pad the data
 * with binary zeros.
 */
memset(plain_data, 0, sizeof(plain_data));
memcpy(plain_data + sizeof(plain_data)-sizeof(message),
       message, sizeof(message));

/* Dump plain data to standard output, just for
 * a visual control.
 */
printf("plain data:\n");
dump_data(plain_data, sizeof(plain_data));

/* Encrypt the plain data to cipher data, using the public key. */
rc = ica_rsa_mod_expo(handle, plain_data,
                    &public_key, cipher_data);

/* Error handling (if necessary). */
if (rc)
    return handle_ica_error(rc);

/* Dump encrypted data. */
printf("encrypted data:\n");
dump_data(cipher_data, sizeof(plain_data));

/* Decrypt cipher data to decrypt data, using the private key. */
rc = ica_rsa crt(handle, cipher_data,
                &private_key, decrypt_data);

/* Error handling (if necessary). */
if (rc)
    return handle_ica_error(rc);

/* Dump decrypted data.
 * Note: Please compare output with the plain data, they are the same.
 */
printf("decrypted data:\n");
dump_data(decrypt_data, sizeof(plain_data));

/* In our example, the data is right aligned in the buffer, padded with
 * zeros to the left. Find first non zero byte which is the start of the
 * original data.
 * Note: In real life the data would be properly padded and thus would
 * have to be unpadding first.
 */
unsigned char *c;
for(c=decrypt_data;
    c<decrypt_data+sizeof(plain_data) && *c==0x00;
    c++);

```

```

/* Surprise... :-)
 * Note: The following will only work in this example!
 */
printf("%s\n", c);

/* Close the adapter */
rc = ica_close_adapter(handle);

/* Error handling (if necessary). */
if (rc)
    return handle_ica_error(rc);
}

static void dump_data(unsigned char *data, unsigned long length)
{
    unsigned char *ptr;
    int i;

    for (ptr = data, i = 1; ptr < (data+length); ptr++, i++) {
        printf("0x%02x ", *ptr);
        if ((i % 16) == 0)
            printf("\n");
    }
    if (i % 16)
        printf("\n");
}

static int handle_ica_error(int rc)
{
    switch (rc) {
    case 0:
        printf("OK\n");
        break;
    case EINVAL:
        printf("Incorrect parameter.\n");
        break;
    case EPERM:
        printf("Operation not permitted by Hardware (CPACF).\n");
        break;
    case EIO:
        printf("I/O error.\n");
        break;
    case -1:
        printf("Driver not loaded\n");
        break;
    default:
        printf("unknown error.\n");
    }

    return rc;
}

```

AES with CFB mode example

```

/* This program is released under the Common Public License V1.0
 *
 * You should have received a copy of Common Public License V1.0 along with
 * with this program.
 */

/* Copyright IBM Corp. 2010, 2011 */
#include <fcntl.h>
#include <sys/errno.h>
#include <stdio.h>
#include <string.h>
#include <strings.h>
#include <stdlib.h>

```

```

#include "ica_api.h"

#define NR_TESTS 12
#define NR_RANDOM_TESTS 1000

/* CFB128 data -1- AES128 */
unsigned char NIST_KEY_CFB_E1[] = {
    0x2b, 0x7e, 0x15, 0x16, 0x28, 0xae, 0xd2, 0xa6,
    0xab, 0xf7, 0x15, 0x88, 0x09, 0xcf, 0x4f, 0x3c,
};

unsigned char NIST_IV_CFB_E1[] = {
    0x00, 0x01, 0x02, 0x03, 0x04, 0x05, 0x06, 0x07,
    0x08, 0x09, 0x0a, 0x0b, 0x0c, 0x0d, 0x0e, 0x0f,
};

unsigned char NIST_EXPECTED_IV_CFB_E1[] = {
    0x3b, 0x3f, 0xd9, 0x2e, 0xb7, 0x2d, 0xad, 0x20,
    0x33, 0x34, 0x49, 0xf8, 0xe8, 0x3c, 0xfb, 0x4a,
};

unsigned char NIST_TEST_DATA_CFB_E1[] = {
    0x6b, 0xc1, 0xbe, 0xe2, 0x2e, 0x40, 0x9f, 0x96,
    0xe9, 0x3d, 0x7e, 0x11, 0x73, 0x93, 0x17, 0x2a,
};

unsigned char NIST_TEST_RESULT_CFB_E1[] = {
    0x3b, 0x3f, 0xd9, 0x2e, 0xb7, 0x2d, 0xad, 0x20,
    0x33, 0x34, 0x49, 0xf8, 0xe8, 0x3c, 0xfb, 0x4a,
};

unsigned int NIST_LCFB_E1 = 128 / 8;

/* CFB128 data -2- AES128 */
unsigned char NIST_KEY_CFB_E2[] = {
    0x2b, 0x7e, 0x15, 0x16, 0x28, 0xae, 0xd2, 0xa6,
    0xab, 0xf7, 0x15, 0x88, 0x09, 0xcf, 0x4f, 0x3c,
};

unsigned char NIST_IV_CFB_E2[] = {
    0x3b, 0x3f, 0xd9, 0x2e, 0xb7, 0x2d, 0xad, 0x20,
    0x33, 0x34, 0x49, 0xf8, 0xe8, 0x3c, 0xfb, 0x4a,
};

unsigned char NIST_EXPECTED_IV_CFB_E2[] = {
    0xc8, 0xa6, 0x45, 0x37, 0xa0, 0xb3, 0xa9, 0x3f,
    0xcd, 0xe3, 0xcd, 0xad, 0x9f, 0x1c, 0xe5, 0x8b,
};

unsigned char NIST_TEST_DATA_CFB_E2[] = {
    0xae, 0x2d, 0x8a, 0x57, 0x1e, 0x03, 0xac, 0x9c,
    0x9e, 0xb7, 0x6f, 0xac, 0x45, 0xaf, 0x8e, 0x51,
};

unsigned char NIST_TEST_RESULT_CFB_E2[] = {
    0xc8, 0xa6, 0x45, 0x37, 0xa0, 0xb3, 0xa9, 0x3f,
    0xcd, 0xe3, 0xcd, 0xad, 0x9f, 0x1c, 0xe5, 0x8b,
};

unsigned int NIST_LCFB_E2 = 128 / 8;

/* CFB8 data -3- AES128 */
unsigned char NIST_KEY_CFB_E3[] = {
    0x2b, 0x7e, 0x15, 0x16, 0x28, 0xae, 0xd2, 0xa6,
    0xab, 0xf7, 0x15, 0x88, 0x09, 0xcf, 0x4f, 0x3c,
};

```

```

unsigned char NIST_IV_CFB_E3[] = {
    0x00, 0x01, 0x02, 0x03, 0x04, 0x05, 0x06, 0x07,
    0x08, 0x09, 0x0a, 0x0b, 0x0c, 0x0d, 0x0e, 0x0f,
};

unsigned char NIST_EXPECTED_IV_CFB_E3[] = {
    0x01, 0x02, 0x03, 0x04, 0x05, 0x06, 0x07, 0x08,
    0x09, 0x0a, 0x0b, 0x0c, 0x0d, 0x0e, 0x0f, 0x3b,
};

unsigned char NIST_TEST_DATA_CFB_E3[] = {
    0x6b,
};

unsigned char NIST_TEST_RESULT_CFB_E3[] = {
    0x3b,
};

unsigned int NIST_LCFB_E3 = 8 / 8;

/* CFB8 data -4- AES128 */
unsigned char NIST_KEY_CFB_E4[] = {
    0x2b, 0x7e, 0x15, 0x16, 0x28, 0xae, 0xd2, 0xa6,
    0xab, 0xf7, 0x15, 0x88, 0x09, 0xcf, 0x4f, 0x3c,
};

unsigned char NIST_IV_CFB_E4[] = {
    0x01, 0x02, 0x03, 0x04, 0x05, 0x06, 0x07, 0x08,
    0x09, 0x0a, 0x0b, 0x0c, 0x0d, 0x0e, 0x0f, 0x3b,
};

unsigned char NIST_EXPECTED_IV_CFB_E4[] = {
    0x02, 0x03, 0x04, 0x05, 0x06, 0x07, 0x08, 0x09,
    0x0a, 0x0b, 0x0c, 0x0d, 0x0e, 0x0f, 0x3b, 0x79,
};

unsigned char NIST_TEST_DATA_CFB_E4[] = {
    0xc1,
};

unsigned char NIST_TEST_RESULT_CFB_E4[] = {
    0x79,
};

unsigned int NIST_LCFB_E4 = 8 / 8;

/* CFB 128 data -5- for AES192 */
unsigned char NIST_KEY_CFB_E5[] = {
    0x8e, 0x73, 0xb0, 0xf7, 0xda, 0x0e, 0x64, 0x52,
    0xc8, 0x10, 0xf3, 0x2b, 0x80, 0x90, 0x79, 0xe5,
    0x62, 0xf8, 0xea, 0xd2, 0x52, 0x2c, 0x6b, 0x7b,
};

unsigned char NIST_IV_CFB_E5[] = {
    0x00, 0x01, 0x02, 0x03, 0x04, 0x05, 0x06, 0x07,
    0x08, 0x09, 0x0a, 0x0b, 0x0c, 0x0d, 0x0e, 0x0f,
};

unsigned char NIST_EXPECTED_IV_CFB_E5[] = {
    0xcd, 0xc8, 0x0d, 0x6f, 0xdd, 0xf1, 0x8c, 0xab,
    0x34, 0xc2, 0x59, 0x09, 0xc9, 0x9a, 0x41, 0x74,
};

unsigned char NIST_TEST_DATA_CFB_E5[] = {
    0x6b, 0xc1, 0xbe, 0xe2, 0x2e, 0x40, 0x9f, 0x96,
    0xe9, 0x3d, 0x7e, 0x11, 0x73, 0x93, 0x17, 0x2a,
};

unsigned char NIST_TEST_RESULT_CFB_E5[] = {

```

```

0xcd, 0xc8, 0x0d, 0x6f, 0xdd, 0xf1, 0x8c, 0xab,
0x34, 0xc2, 0x59, 0x09, 0xc9, 0x9a, 0x41, 0x74,
};

unsigned int NIST_LCFB_E5 = 128 / 8;

/* CFB 128 data -6- for AES192 */
unsigned char NIST_KEY_CFB_E6[] = {
0x8e, 0x73, 0xb0, 0xf7, 0xda, 0x0e, 0x64, 0x52,
0xc8, 0x10, 0xf3, 0x2b, 0x80, 0x90, 0x79, 0xe5,
0x62, 0xf8, 0xea, 0xd2, 0x52, 0x2c, 0x6b, 0x7b,
};

unsigned char NIST_IV_CFB_E6[] = {
0xcd, 0xc8, 0x0d, 0x6f, 0xdd, 0xf1, 0x8c, 0xab,
0x34, 0xc2, 0x59, 0x09, 0xc9, 0x9a, 0x41, 0x74,
};

unsigned char NIST_EXPECTED_IV_CFB_E6[] = {
0x67, 0xce, 0x7f, 0x7f, 0x81, 0x17, 0x36, 0x21,
0x96, 0x1a, 0x2b, 0x70, 0x17, 0x1d, 0x3d, 0x7a,
};

unsigned char NIST_TEST_DATA_CFB_E6[] = {
0xae, 0x2d, 0x8a, 0x57, 0x1e, 0x03, 0xac, 0x9c,
0x9e, 0xb7, 0x6f, 0xac, 0x45, 0xaf, 0x8e, 0x51,
};

unsigned char NIST_TEST_RESULT_CFB_E6[] = {
0x67, 0xce, 0x7f, 0x7f, 0x81, 0x17, 0x36, 0x21,
0x96, 0x1a, 0x2b, 0x70, 0x17, 0x1d, 0x3d, 0x7a,
};

unsigned int NIST_LCFB_E6 = 128 / 8;

/* CFB 128 data -7- for AES192 */
unsigned char NIST_KEY_CFB_E7[] = {
0x8e, 0x73, 0xb0, 0xf7, 0xda, 0x0e, 0x64, 0x52,
0xc8, 0x10, 0xf3, 0x2b, 0x80, 0x90, 0x79, 0xe5,
0x62, 0xf8, 0xea, 0xd2, 0x52, 0x2c, 0x6b, 0x7b,
};

unsigned char NIST_IV_CFB_E7[] = {
0x00, 0x01, 0x02, 0x03, 0x04, 0x05, 0x06, 0x07,
0x08, 0x09, 0x0a, 0x0b, 0x0c, 0x0d, 0x0e, 0x0f,
};

unsigned char NIST_EXPECTED_IV_CFB_E7[] = {
0x01, 0x02, 0x03, 0x04, 0x05, 0x06, 0x07, 0x08,
0x09, 0x0a, 0x0b, 0x0c, 0x0d, 0x0e, 0x0f, 0xcd,
};

unsigned char NIST_TEST_DATA_CFB_E7[] = {
0x6b,
};

unsigned char NIST_TEST_RESULT_CFB_E7[] = {
0xcd,
};

unsigned int NIST_LCFB_E7 = 8 / 8;

/* CFB 128 data -8- for AES192 */
unsigned char NIST_KEY_CFB_E8[] = {
0x8e, 0x73, 0xb0, 0xf7, 0xda, 0x0e, 0x64, 0x52,
0xc8, 0x10, 0xf3, 0x2b, 0x80, 0x90, 0x79, 0xe5,
0x62, 0xf8, 0xea, 0xd2, 0x52, 0x2c, 0x6b, 0x7b,
};

```

```

};

unsigned char NIST_IV_CFB_E8[] = {
    0x01, 0x02, 0x03, 0x04, 0x05, 0x06, 0x07, 0x08,
    0x09, 0x0a, 0x0b, 0x0c, 0x0d, 0x0e, 0x0f, 0xcd,
};

unsigned char NIST_EXPECTED_IV_CFB_E8[] = {
    0x02, 0x03, 0x04, 0x05, 0x06, 0x07, 0x08, 0x09,
    0x0a, 0x0b, 0x0c, 0x0d, 0x0e, 0x0f, 0xcd, 0xa2,
};

unsigned char NIST_TEST_DATA_CFB_E8[] = {
    0xc1,
};

unsigned char NIST_TEST_RESULT_CFB_E8[] = {
    0xa2,
};

unsigned int NIST_LCFB_E8 = 8 / 8;

/* CFB128 data -9- for AES256 */
unsigned char NIST_KEY_CFB_E9[] = {
    0x60, 0x3d, 0xeb, 0x10, 0x15, 0xca, 0x71, 0xbe,
    0x2b, 0x73, 0xae, 0xf0, 0x85, 0x7d, 0x77, 0x81,
    0x1f, 0x35, 0x2c, 0x07, 0x3b, 0x61, 0x08, 0xd7,
    0x2d, 0x98, 0x10, 0xa3, 0x09, 0x14, 0xdf, 0xf4,
};

unsigned char NIST_IV_CFB_E9[] = {
    0x00, 0x01, 0x02, 0x03, 0x04, 0x05, 0x06, 0x07,
    0x08, 0x09, 0x0a, 0x0b, 0x0c, 0x0d, 0x0e, 0x0f,
};

unsigned char NIST_EXPECTED_IV_CFB_E9[] = {
    0xdc, 0x7e, 0x84, 0xbf, 0xda, 0x79, 0x16, 0x4b,
    0x7e, 0xcd, 0x84, 0x86, 0x98, 0x5d, 0x38, 0x60,
};

unsigned char NIST_TEST_DATA_CFB_E9[] = {
    0x6b, 0xc1, 0xbe, 0xe2, 0x2e, 0x40, 0x9f, 0x96,
    0xe9, 0x3d, 0x7e, 0x11, 0x73, 0x93, 0x17, 0x2a,
};

unsigned char NIST_TEST_RESULT_CFB_E9[] = {
    0xdc, 0x7e, 0x84, 0xbf, 0xda, 0x79, 0x16, 0x4b,
    0x7e, 0xcd, 0x84, 0x86, 0x98, 0x5d, 0x38, 0x60,
};

unsigned int NIST_LCFB_E9 = 128 / 8;

/* CFB128 data -10- for AES256 */
unsigned char NIST_KEY_CFB_E10[] = {
    0x60, 0x3d, 0xeb, 0x10, 0x15, 0xca, 0x71, 0xbe,
    0x2b, 0x73, 0xae, 0xf0, 0x85, 0x7d, 0x77, 0x81,
    0x1f, 0x35, 0x2c, 0x07, 0x3b, 0x61, 0x08, 0xd7,
    0x2d, 0x98, 0x10, 0xa3, 0x09, 0x14, 0xdf, 0xf4,
};

unsigned char NIST_IV_CFB_E10[] = {
    0xdc, 0x7e, 0x84, 0xbf, 0xda, 0x79, 0x16, 0x4b,
    0x7e, 0xcd, 0x84, 0x86, 0x98, 0x5d, 0x38, 0x60,
};

```

```

unsigned char NIST_EXPECTED_IV_CFB_E10[] = {
    0x39, 0xff, 0xed, 0x14, 0x3b, 0x28, 0xb1, 0xc8,
    0x32, 0x11, 0x3c, 0x63, 0x31, 0xe5, 0x40, 0x7b,
};

unsigned char NIST_TEST_DATA_CFB_E10[] = {
    0xae, 0x2d, 0x8a, 0x57, 0x1e, 0x03, 0xac, 0x9c,
    0x9e, 0xb7, 0x6f, 0xac, 0x45, 0xaf, 0x8e, 0x51,
};

unsigned char NIST_TEST_RESULT_CFB_E10[] = {
    0x39, 0xff, 0xed, 0x14, 0x3b, 0x28, 0xb1, 0xc8,
    0x32, 0x11, 0x3c, 0x63, 0x31, 0xe5, 0x40, 0x7b,
};

unsigned int NIST_LCFB_E10 = 128 / 8;

/* CFB8 data -11- for AES256 */
unsigned char NIST_KEY_CFB_E11[] = {
    0x60, 0x3d, 0xeb, 0x10, 0x15, 0xca, 0x71, 0xbe,
    0x2b, 0x73, 0xae, 0xf0, 0x85, 0x7d, 0x77, 0x81,
    0x1f, 0x35, 0x2c, 0x07, 0x3b, 0x61, 0x08, 0xd7,
    0x2d, 0x98, 0x10, 0xa3, 0x09, 0x14, 0xdf, 0xf4,
};

unsigned char NIST_IV_CFB_E11[] = {
    0x00, 0x01, 0x02, 0x03, 0x04, 0x05, 0x06, 0x07,
    0x08, 0x09, 0x0a, 0x0b, 0x0c, 0x0d, 0x0e, 0x0f,
};

unsigned char NIST_EXPECTED_IV_CFB_E11[] = {
    0x01, 0x02, 0x03, 0x04, 0x05, 0x06, 0x07, 0x08,
    0x09, 0x0a, 0x0b, 0x0c, 0x0d, 0x0e, 0x0f, 0xdc,
};

unsigned char NIST_TEST_DATA_CFB_E11[] = {
    0x6b,
};

unsigned char NIST_TEST_RESULT_CFB_E11[] = {
    0xdc,
};

unsigned int NIST_LCFB_E11 = 8 / 8;

/* CFB8 data -12- for AES256 */
unsigned char NIST_KEY_CFB_E12[] = {
    0x60, 0x3d, 0xeb, 0x10, 0x15, 0xca, 0x71, 0xbe,
    0x2b, 0x73, 0xae, 0xf0, 0x85, 0x7d, 0x77, 0x81,
    0x1f, 0x35, 0x2c, 0x07, 0x3b, 0x61, 0x08, 0xd7,
    0x2d, 0x98, 0x10, 0xa3, 0x09, 0x14, 0xdf, 0xf4,
};

unsigned char NIST_IV_CFB_E12[] = {
    0x01, 0x02, 0x03, 0x04, 0x05, 0x06, 0x07, 0x08,
    0x09, 0x0a, 0x0b, 0x0c, 0x0d, 0x0e, 0x0f, 0xdc,
};

unsigned char NIST_EXPECTED_IV_CFB_E12[] = {
    0x02, 0x03, 0x04, 0x05, 0x06, 0x07, 0x08, 0x09,
    0x0a, 0x0b, 0x0c, 0x0d, 0x0e, 0x0f, 0xdc, 0x1f,
};

unsigned char NIST_TEST_DATA_CFB_E12[] = {
    0xc1,
};

```

```

unsigned char NIST_TEST_RESULT_CFB_E12[] = {
    0x1f,
};

unsigned int NIST_LCFB_E12 = 8 / 8;

void dump_array(unsigned char *ptr, unsigned int size)
{
    unsigned char *ptr_end;
    unsigned char *h;
    int i = 1;

    h = ptr;
    ptr_end = ptr + size;
    while (h < (unsigned char *)ptr_end) {
        printf("0x%02x ",(unsigned char ) *h);
        h++;
        if (i == 8) {
            printf("\n");
            i = 1;
        } else {
            ++i;
        }
    }
    printf("\n");
}

void dump_cfb_data(unsigned char *iv, unsigned int iv_length,
                  unsigned char *key, unsigned int key_length,
                  unsigned char *input_data, unsigned int data_length,
                  unsigned char *output_data)
{
    printf("IV \n");
    dump_array(iv, iv_length);
    printf("Key \n");
    dump_array(key, key_length);
    printf("Input Data\n");
    dump_array(input_data, data_length);
    printf("Output Data\n");
    dump_array(output_data, data_length);
}

void get_sizes(unsigned int *data_length, unsigned int *iv_length,
              unsigned int *key_length, unsigned int iteration)
{
    switch (iteration) {
        case 1:
            *data_length = sizeof(NIST_TEST_DATA_CFB_E1);
            *iv_length = sizeof(NIST_IV_CFB_E1);
            *key_length = sizeof(NIST_KEY_CFB_E1);
            break;
        case 2:
            *data_length = sizeof(NIST_TEST_DATA_CFB_E2);
            *iv_length = sizeof(NIST_IV_CFB_E2);
            *key_length = sizeof(NIST_KEY_CFB_E2);
            break;
        case 3:
            *data_length = sizeof(NIST_TEST_DATA_CFB_E3);
            *iv_length = sizeof(NIST_IV_CFB_E3);
            *key_length = sizeof(NIST_KEY_CFB_E3);
            break;
        case 4:
            *data_length = sizeof(NIST_TEST_DATA_CFB_E4);
            *iv_length = sizeof(NIST_IV_CFB_E4);
            *key_length = sizeof(NIST_KEY_CFB_E4);
            break;
    }
}

```



```

case 5:
    *data_length = sizeof(NIST_TEST_DATA_CFB_E5);
    *iv_length = sizeof(NIST_IV_CFB_E5);
    *key_length = sizeof(NIST_KEY_CFB_E5);
    break;
case 6:
    *data_length = sizeof(NIST_TEST_DATA_CFB_E6);
    *iv_length = sizeof(NIST_IV_CFB_E6);
    *key_length = sizeof(NIST_KEY_CFB_E6);
    break;
case 7:
    *data_length = sizeof(NIST_TEST_DATA_CFB_E7);
    *iv_length = sizeof(NIST_IV_CFB_E7);
    *key_length = sizeof(NIST_KEY_CFB_E7);
    break;
case 8:
    *data_length = sizeof(NIST_TEST_DATA_CFB_E8);
    *iv_length = sizeof(NIST_IV_CFB_E8);
    *key_length = sizeof(NIST_KEY_CFB_E8);
    break;
case 9:
    *data_length = sizeof(NIST_TEST_DATA_CFB_E9);
    *iv_length = sizeof(NIST_IV_CFB_E9);
    *key_length = sizeof(NIST_KEY_CFB_E9);
    break;
case 10:
    *data_length = sizeof(NIST_TEST_DATA_CFB_E10);
    *iv_length = sizeof(NIST_IV_CFB_E10);
    *key_length = sizeof(NIST_KEY_CFB_E10);
    break;
case 11:
    *data_length = sizeof(NIST_TEST_DATA_CFB_E11);
    *iv_length = sizeof(NIST_IV_CFB_E11);
    *key_length = sizeof(NIST_KEY_CFB_E11);
    break;
case 12:
    *data_length = sizeof(NIST_TEST_DATA_CFB_E12);
    *iv_length = sizeof(NIST_IV_CFB_E12);
    *key_length = sizeof(NIST_KEY_CFB_E12);
    break;
}
}

void load_test_data(unsigned char *data, unsigned int data_length,
    unsigned char *result,
    unsigned char *iv, unsigned char *expected_iv,
    unsigned int iv_length,
    unsigned char *key, unsigned int key_length,
    unsigned int *lcfb, unsigned int iteration)
{
    switch (iteration) {
    case 1:
        memcpy(data, NIST_TEST_DATA_CFB_E1, data_length);
        memcpy(result, NIST_TEST_RESULT_CFB_E1, data_length);
        memcpy(iv, NIST_IV_CFB_E1, iv_length);
        memcpy(expected_iv, NIST_EXPECTED_IV_CFB_E1, iv_length);
        memcpy(key, NIST_KEY_CFB_E1, key_length);
        *lcfb = NIST_LCFB_E1;
        break;
    case 2:
        memcpy(data, NIST_TEST_DATA_CFB_E2, data_length);
        memcpy(result, NIST_TEST_RESULT_CFB_E2, data_length);
        memcpy(iv, NIST_IV_CFB_E2, iv_length);
        memcpy(expected_iv, NIST_EXPECTED_IV_CFB_E2, iv_length);
        memcpy(key, NIST_KEY_CFB_E2, key_length);
        *lcfb = NIST_LCFB_E2;

```

```

break;
case 3:
memcpy(data, NIST_TEST_DATA_CFB_E3, data_length);
memcpy(result, NIST_TEST_RESULT_CFB_E3, data_length);
memcpy(iv, NIST_IV_CFB_E3, iv_length);
memcpy(expected_iv, NIST_EXPECTED_IV_CFB_E3, iv_length);
memcpy(key, NIST_KEY_CFB_E3, key_length);
*lcfb = NIST_LCFB_E3;
break;
case 4:
memcpy(data, NIST_TEST_DATA_CFB_E4, data_length);
memcpy(result, NIST_TEST_RESULT_CFB_E4, data_length);
memcpy(iv, NIST_IV_CFB_E4, iv_length);
memcpy(expected_iv, NIST_EXPECTED_IV_CFB_E4, iv_length);
memcpy(key, NIST_KEY_CFB_E4, key_length);
*lcfb = NIST_LCFB_E4;
break;
case 5:
memcpy(data, NIST_TEST_DATA_CFB_E5, data_length);
memcpy(result, NIST_TEST_RESULT_CFB_E5, data_length);
memcpy(iv, NIST_IV_CFB_E5, iv_length);
memcpy(expected_iv, NIST_EXPECTED_IV_CFB_E5, iv_length);
memcpy(key, NIST_KEY_CFB_E5, key_length);
*lcfb = NIST_LCFB_E5;
break;
case 6:
memcpy(data, NIST_TEST_DATA_CFB_E6, data_length);
memcpy(result, NIST_TEST_RESULT_CFB_E6, data_length);
memcpy(iv, NIST_IV_CFB_E6, iv_length);
memcpy(expected_iv, NIST_EXPECTED_IV_CFB_E6, iv_length);
memcpy(key, NIST_KEY_CFB_E6, key_length);
*lcfb = NIST_LCFB_E6;
break;
case 7:
memcpy(data, NIST_TEST_DATA_CFB_E7, data_length);
memcpy(result, NIST_TEST_RESULT_CFB_E7, data_length);
memcpy(iv, NIST_IV_CFB_E7, iv_length);
memcpy(expected_iv, NIST_EXPECTED_IV_CFB_E7, iv_length);
memcpy(key, NIST_KEY_CFB_E7, key_length);
*lcfb = NIST_LCFB_E7;
break;
case 8:
memcpy(data, NIST_TEST_DATA_CFB_E8, data_length);
memcpy(result, NIST_TEST_RESULT_CFB_E8, data_length);
memcpy(iv, NIST_IV_CFB_E8, iv_length);
memcpy(expected_iv, NIST_EXPECTED_IV_CFB_E8, iv_length);
memcpy(key, NIST_KEY_CFB_E8, key_length);
*lcfb = NIST_LCFB_E8;
break;
case 9:
memcpy(data, NIST_TEST_DATA_CFB_E9, data_length);
memcpy(result, NIST_TEST_RESULT_CFB_E9, data_length);
memcpy(iv, NIST_IV_CFB_E9, iv_length);
memcpy(expected_iv, NIST_EXPECTED_IV_CFB_E9, iv_length);
memcpy(key, NIST_KEY_CFB_E9, key_length);
*lcfb = NIST_LCFB_E9;
break;
case 10:
memcpy(data, NIST_TEST_DATA_CFB_E10, data_length);
memcpy(result, NIST_TEST_RESULT_CFB_E10, data_length);
memcpy(iv, NIST_IV_CFB_E10, iv_length);
memcpy(expected_iv, NIST_EXPECTED_IV_CFB_E10, iv_length);
memcpy(key, NIST_KEY_CFB_E10, key_length);
*lcfb = NIST_LCFB_E10;
break;
case 11:
memcpy(data, NIST_TEST_DATA_CFB_E11, data_length);

```

```

    memcpy(result, NIST_TEST_RESULT_CFB_E11, data_length);
    memcpy(iv, NIST_IV_CFB_E11, iv_length);
    memcpy(expected_iv, NIST_EXPECTED_IV_CFB_E11, iv_length);
    memcpy(key, NIST_KEY_CFB_E11, key_length);
    *lcfb = NIST_LCFB_E11;
    break;
case 12:
    memcpy(data, NIST_TEST_DATA_CFB_E12, data_length);
    memcpy(result, NIST_TEST_RESULT_CFB_E12, data_length);
    memcpy(iv, NIST_IV_CFB_E12, iv_length);
    memcpy(expected_iv, NIST_EXPECTED_IV_CFB_E12, iv_length);
    memcpy(key, NIST_KEY_CFB_E12, key_length);
    *lcfb = NIST_LCFB_E12;
    break;
}
}

int kat_aes_cfb(int iteration, int silent)
{
    unsigned int data_length;
    unsigned int iv_length;
    unsigned int key_length;

    get_sizes(&data_length, &iv_length, &key_length, iteration);

    unsigned char iv[iv_length];
    unsigned char tmp_iv[iv_length];
    unsigned char expected_iv[iv_length];
    unsigned char key[key_length];
    unsigned char input_data[data_length];
    unsigned char encrypt[data_length];
    unsigned char decrypt[data_length];
    unsigned char result[data_length];

    int rc = 0;
    unsigned int lcfb;
    memset(encrypt, 0x00, data_length);
    memset(decrypt, 0x00, data_length);

    load_test_data(input_data, data_length, result, iv, expected_iv,
                  iv_length, key, key_length, &lcfb, iteration);
    memcpy(tmp_iv, iv, iv_length);

    printf("Test Parameters for iteration = %i\n", iteration);
    printf("key length = %i, data length = %i, iv length = %i,"
          " lcfb = %i\n", key_length, data_length, iv_length, lcfb);

    if (iteration == 3)
        rc = ica_aes_cfb(input_data, encrypt, lcfb, key, key_length, tmp_iv,
                        lcfb, 1);
    else
        rc = ica_aes_cfb(input_data, encrypt, data_length, key, key_length,
                        tmp_iv, lcfb, 1);
    if (rc) {
        printf("ica_aes_cfb encrypt failed with rc = %i\n", rc);
        dump_cfb_data(iv, iv_length, key, key_length, input_data,
                    data_length, encrypt);
    }
    if (!silent && !rc) {
        printf("Encrypt:\n");
        dump_cfb_data(iv, iv_length, key, key_length, input_data,
                    data_length, encrypt);
    }

    if (memcmp(result, encrypt, data_length)) {

```

```

printf("Encryption Result does not match the known ciphertext!\n");
printf("Expected data:\n");
dump_array(result, data_length);
printf("Encryption Result:\n");
dump_array(encrypt, data_length);
rc++;
}

if (memcmp(expected_iv, tmp_iv, iv_length)) {
printf("Update of IV does not match the expected IV!\n");
printf("Expected IV:\n");
dump_array(expected_iv, iv_length);
printf("Updated IV:\n");
dump_array(tmp_iv, iv_length);
printf("Original IV:\n");
dump_array(iv, iv_length);
rc++;
}
if (rc) {
printf("AES OFB test exited after encryption\n");
return rc;
}

memcpy(tmp_iv, iv, iv_length);
if (iteration == 3)
rc = ica_aes_cfb(encrypt, decrypt, lcfb, key, key_length, tmp_iv,
lcfb, 0);
else
rc = ica_aes_cfb(encrypt, decrypt, data_length, key, key_length,
tmp_iv, lcfb, 0);
if (rc) {
printf("ica_aes_cfb decrypt failed with rc = %i\n", rc);
dump_cfb_data(iv, iv_length, key, key_length, encrypt,
data_length, decrypt);
return rc;
}

if (!silent && !rc) {
printf("Decrypt:\n");
dump_cfb_data(iv, iv_length, key, key_length, encrypt,
data_length, decrypt);
}

if (memcmp(decrypt, input_data, data_length)) {
printf("Decryption Result does not match the original data!\n");
printf("Original data:\n");
dump_array(input_data, data_length);
printf("Decryption Result:\n");
dump_array(decrypt, data_length);
rc++;
}
return rc;
}

int load_random_test_data(unsigned char *data, unsigned int data_length,
unsigned char *iv, unsigned int iv_length,
unsigned char *key, unsigned int key_length)
{
int rc;
rc = ica_random_number_generate(data_length, data);
if (rc) {
printf("ica_random_number_generate with rc = %i errno = %i\n",
rc, errno);
return rc;
}
rc = ica_random_number_generate(iv_length, iv);

```

```

if (rc) {
    printf("ica_random_number_generate with rc = %i error = %i\n",
        rc, errno);
    return rc;
}
rc = ica_random_number_generate(key_length, key);
if (rc) {
    printf("ica_random_number_generate with rc = %i error = %i\n",
        rc, errno);
    return rc;
}
return rc;
}

int random_aes_cfb(int iteration, int silent, unsigned int data_length,
    unsigned int lcfb)
{
    unsigned int iv_length = sizeof(ica_aes_vector_t);
    unsigned int key_length = AES_KEY_LEN128;

    unsigned char iv[iv_length];
    unsigned char tmp_iv[iv_length];
    unsigned char key[key_length];
    unsigned char input_data[data_length];
    unsigned char encrypt[data_length];
    unsigned char decrypt[data_length];

    int rc = 0;
    for (key_length = AES_KEY_LEN128; key_length <= AES_KEY_LEN256; key_length += 8) {
        memset(encrypt, 0x00, data_length);
        memset(decrypt, 0x00, data_length);

        load_random_test_data(input_data, data_length, iv, iv_length, key,
            key_length);
        memcpy(tmp_iv, iv, iv_length);

        printf("Test Parameters for iteration = %i\n", iteration);
        printf("key length = %i, data length = %i, iv length = %i,"
            " lcfb = %i\n", key_length, data_length, iv_length, lcfb);

        rc = ica_aes_cfb(input_data, encrypt, data_length, key, key_length,
            tmp_iv, lcfb, 1);
        if (rc) {
            printf("ica_aes_cfb encrypt failed with rc = %i\n", rc);
            dump_cfb_data(iv, iv_length, key, key_length, input_data,
                data_length, encrypt);
        }
        if (!silent && !rc) {
            printf("Encrypt:\n");
            dump_cfb_data(iv, iv_length, key, key_length, input_data,
                data_length, encrypt);
        }

        if (rc) {
            printf("AES OFB test exited after encryption\n");
            return rc;
        }

        memcpy(tmp_iv, iv, iv_length);

        rc = ica_aes_cfb(encrypt, decrypt, data_length, key, key_length,
            tmp_iv, lcfb, 0);
        if (rc) {
            printf("ica_aes_cfb decrypt failed with rc = %i\n", rc);
            dump_cfb_data(iv, iv_length, key, key_length, encrypt,
                data_length, decrypt);
            return rc;
        }
    }
}

```

```

}

if (!silent && !rc) {
    printf("Decrypt:\n");
    dump_cfb_data(iv, iv_length, key, key_length, encrypt,
        data_length, decrypt);
}

if (memcmp(decrypt, input_data, data_length)) {
    printf("Decryption Result does not match the original data!\n");
    printf("Original data:\n");
    dump_array(input_data, data_length);
    printf("Decryption Result:\n");
    dump_array(decrypt, data_length);
    rc++;
}
}
return rc;
}

int main(int argc, char **argv)
{
    unsigned int silent = 0;
    unsigned int endless = 0;
    if (argc > 1) {
        if (strstr(argv[1], "silent"))
            silent = 1;
        if (strstr(argv[1], "endless"))
            endless = 1;
    }
    int rc = 0;
    int error_count = 0;
    int iteration;
    for(iteration = 1; iteration <= NR_TESTS; iteration++) {
        rc = kat_aes_cfb(iteration, silent);
        if (rc) {
            printf("kat_aes_cfb failed with rc = %i\n", rc);
            error_count++;
        } else
            printf("kat_aes_cfb finished successfully\n");
    }

    unsigned int data_length = 1;
    unsigned int lcfb = 1;
    unsigned int j;
    for(iteration = 1; iteration <= NR_RANDOM_TESTS; iteration++) {
        for (j = 1; j <= 3; j++) {
            int silent = 1;
            if (!(data_length % lcfb)) {
                rc = random_aes_cfb(iteration, silent, data_length, lcfb);
                if (rc) {
                    printf("random_aes_cfb failed with rc = %i\n", rc);
                    error_count++;
                } else
                    printf("random_aes_cfb finished successfully\n");
            }
            switch (j) {
                case 1:
                    lcfb = 1;
                    break;
                case 2:
                    lcfb = 8;
                    break;
                case 3:
                    lcfb = 16;

```

```

        break;
    }
}
if (data_length == 1)
    data_length = 8;
else
    data_length += 8;
}
if (error_count)
    printf("%i testcases failed\n", error_count);
else
    printf("All testcases finished successfully\n");

return rc;
}

```

AES with CTR mode example

```

/* This program is released under the Common Public License V1.0
 *
 * You should have received a copy of Common Public License V1.0 along with
 * with this program.
 */

/* Copyright IBM Corp. 2010, 2011 */
#include <fcntl.h>
#include <sys/errno.h>
#include <stdio.h>
#include <string.h>
#include <strings.h>
#include <stdlib.h>
#include "ica_api.h"

#define NR_TESTS 7

/* CTR data - 1 for AES128 */
unsigned char NIST_KEY_CTR_E1[] = {
    0x2b, 0x7e, 0x15, 0x16, 0x28, 0xae, 0xd2, 0xa6,
    0xab, 0xf7, 0x15, 0x88, 0x09, 0xcf, 0x4f, 0x3c,
};

unsigned char NIST_IV_CTR_E1[] = {
    0xf0, 0xf1, 0xf2, 0xf3, 0xf4, 0xf5, 0xf6, 0xf7,
    0xf8, 0xf9, 0xfa, 0xfb, 0xfc, 0xfd, 0xfe, 0xff,
};

unsigned char NIST_EXPECTED_IV_CTR_E1[] = {
    0xf0, 0xf1, 0xf2, 0xf3, 0xf4, 0xf5, 0xf6, 0xf7,
    0xf8, 0xf9, 0xfa, 0xfb, 0xfc, 0xfd, 0xff, 0x00,
};

unsigned char NIST_TEST_DATA_CTR_E1[] = {
    0x6b, 0xc1, 0xbe, 0xe2, 0x2e, 0x40, 0x9f, 0x96,
    0xe9, 0x3d, 0x7e, 0x11, 0x73, 0x93, 0x17, 0x2a,
};

unsigned char NIST_TEST_RESULT_CTR_E1[] = {
    0x87, 0x4d, 0x61, 0x91, 0xb6, 0x20, 0xe3, 0x26,
    0x1b, 0xef, 0x68, 0x64, 0x99, 0x0d, 0xb6, 0xce,
};

/* CTR data - 2 for AES128 */
unsigned char NIST_KEY_CTR_E2[] = {
    0x2b, 0x7e, 0x15, 0x16, 0x28, 0xae, 0xd2, 0xa6,
    0xab, 0xf7, 0x15, 0x88, 0x09, 0xcf, 0x4f, 0x3c,
};

```

```

unsigned char NIST_IV_CTR_E2[] = {
    0xf0, 0xf1, 0xf2, 0xf3, 0xf4, 0xf5, 0xf6, 0xf7,
    0xf8, 0xf9, 0xfa, 0xfb, 0xfc, 0xfd, 0xfe, 0xff,
};

```

```

unsigned char NIST_EXPECTED_IV_CTR_E2[] = {
    0xf0, 0xf1, 0xf2, 0xf3, 0xf4, 0xf5, 0xf6, 0xf7,
    0xf8, 0xf9, 0xfa, 0xfb, 0xfc, 0xfd, 0xff, 0x03,
};

```

```

unsigned char NIST_TEST_DATA_CTR_E2[] = {
    0x6b, 0xc1, 0xbe, 0xe2, 0x2e, 0x40, 0x9f, 0x96,
    0xe9, 0x3d, 0x7e, 0x11, 0x73, 0x93, 0x17, 0x2a,
    0xae, 0x2d, 0x8a, 0x57, 0x1e, 0x03, 0xac, 0x9c,
    0x9e, 0xb7, 0x6f, 0xac, 0x45, 0xaf, 0x8e, 0x51,
    0x30, 0xc8, 0x1c, 0x46, 0xa3, 0x5c, 0xe4, 0x11,
    0xe5, 0xfb, 0xc1, 0x19, 0x1a, 0x0a, 0x52, 0xef,
    0xf6, 0x9f, 0x24, 0x45, 0xdf, 0x4f, 0x9b, 0x17,
    0xad, 0x2b, 0x41, 0x7b, 0xe6, 0x6c, 0x37, 0x10,
};

```

```

unsigned char NIST_TEST_RESULT_CTR_E2[] = {
    0x87, 0x4d, 0x61, 0x91, 0xb6, 0x20, 0xe3, 0x26,
    0x1b, 0xef, 0x68, 0x64, 0x99, 0x0d, 0xb6, 0xce,
    0x98, 0x06, 0xf6, 0x6b, 0x79, 0x70, 0xfd, 0xff,
    0x86, 0x17, 0x18, 0x7b, 0xb9, 0xff, 0xfd, 0xff,
    0x5a, 0xe4, 0xdf, 0x3e, 0xdb, 0xd5, 0xd3, 0x5e,
    0x5b, 0x4f, 0x09, 0x02, 0x0d, 0xb0, 0x3e, 0xab,
    0x1e, 0x03, 0x1d, 0xda, 0x2f, 0xbe, 0x03, 0xd1,
    0x79, 0x21, 0x70, 0xa0, 0xf3, 0x00, 0x9c, 0xee,
};

```

```

/* CTR data - 3 - for AES192 */
unsigned char NIST_KEY_CTR_E3[] = {
    0x60, 0x3d, 0xeb, 0x10, 0x15, 0xca, 0x71, 0xbe,
    0x2b, 0x73, 0xae, 0xf0, 0x85, 0x7d, 0x77, 0x81,
    0x1f, 0x35, 0x2c, 0x07, 0x3b, 0x61, 0x08, 0xd7,
    0x2d, 0x98, 0x10, 0xa3, 0x09, 0x14, 0xdf, 0xf4,
};

```

```

unsigned char NIST_IV_CTR_E3[] = {
    0xf0, 0xf1, 0xf2, 0xf3, 0xf4, 0xf5, 0xf6, 0xf7,
    0xf8, 0xf9, 0xfa, 0xfb, 0xfc, 0xfd, 0xfe, 0xff,
};

```

```

unsigned char NIST_EXPECTED_IV_CTR_E3[] = {
    0xf0, 0xf1, 0xf2, 0xf3, 0xf4, 0xf5, 0xf6, 0xf7,
    0xf8, 0xf9, 0xfa, 0xfb, 0xfc, 0xfd, 0xff, 0x00,
};

```

```

unsigned char NIST_TEST_DATA_CTR_E3[] = {
    0x6b, 0xc1, 0xbe, 0xe2, 0x2e, 0x40, 0x9f, 0x96,
    0xe9, 0x3d, 0x7e, 0x11, 0x73, 0x93, 0x17, 0x2a,
};

```

```

unsigned char NIST_TEST_RESULT_CTR_E3[] = {
    0x60, 0x1e, 0xc3, 0x13, 0x77, 0x57, 0x89, 0xa5,
    0xb7, 0xa7, 0xf5, 0x04, 0xbb, 0xf3, 0xd2, 0x28,
};

```

```

/* CTR data - 4 - for AES192 */
unsigned char NIST_KEY_CTR_E4[] = {
    0x60, 0x3d, 0xeb, 0x10, 0x15, 0xca, 0x71, 0xbe,
    0x2b, 0x73, 0xae, 0xf0, 0x85, 0x7d, 0x77, 0x81,
    0x1f, 0x35, 0x2c, 0x07, 0x3b, 0x61, 0x08, 0xd7,
    0x2d, 0x98, 0x10, 0xa3, 0x09, 0x14, 0xdf, 0xf4,
};

```



```

unsigned char NIST_IV_CTR_E4[] = {
    0xf0, 0xf1, 0xf2, 0xf3, 0xf4, 0xf5, 0xf6, 0xf7,
    0xf8, 0xf9, 0xfa, 0xfb, 0xfc, 0xfd, 0xff, 0x00,
};

unsigned char NIST_EXPECTED_IV_CTR_E4[] = {
    0xf0, 0xf1, 0xf2, 0xf3, 0xf4, 0xf5, 0xf6, 0xf7,
    0xf8, 0xf9, 0xfa, 0xfb, 0xfc, 0xfd, 0xff, 0x01,
};

unsigned char NIST_TEST_DATA_CTR_E4[] = {
    0xae, 0x2d, 0x8a, 0x57, 0x1e, 0x03, 0xac, 0x9c,
    0x9e, 0xb7, 0x6f, 0xac, 0x45, 0xaf, 0x8e, 0x51,
};

unsigned char NIST_TEST_RESULT_CTR_E4[] = {
    0xf4, 0x43, 0xe3, 0xca, 0x4d, 0x62, 0xb5, 0x9a,
    0xca, 0x84, 0xe9, 0x90, 0xca, 0xca, 0xf5, 0xc5,
};

/* CTR data 5 - for AES 256 */
unsigned char NIST_KEY_CTR_E5[] = {
    0x60, 0x3d, 0xeb, 0x10, 0x15, 0xca, 0x71, 0xbe,
    0x2b, 0x73, 0xae, 0xf0, 0x85, 0x7d, 0x77, 0x81,
    0x1f, 0x35, 0x2c, 0x07, 0x3b, 0x61, 0x08, 0xd7,
    0x2d, 0x98, 0x10, 0xa3, 0x09, 0x14, 0xdf, 0xf4,
};

unsigned char NIST_IV_CTR_E5[] = {
    0xf0, 0xf1, 0xf2, 0xf3, 0xf4, 0xf5, 0xf6, 0xf7,
    0xf8, 0xf9, 0xfa, 0xfb, 0xfc, 0xfd, 0xfe, 0xff,
};

unsigned char NIST_EXPECTED_IV_CTR_E5[] = {
    0xf0, 0xf1, 0xf2, 0xf3, 0xf4, 0xf5, 0xf6, 0xf7,
    0xf8, 0xf9, 0xfa, 0xfb, 0xfc, 0xfd, 0xff, 0x03,
};

unsigned char NIST_TEST_DATA_CTR_E5[] = {
    0x6b, 0xc1, 0xbe, 0xe2, 0x2e, 0x40, 0x9f, 0x96,
    0xe9, 0x3d, 0x7e, 0x11, 0x73, 0x93, 0x17, 0x2a,
    0xae, 0x2d, 0x8a, 0x57, 0x1e, 0x03, 0xac, 0x9c,
    0x9e, 0xb7, 0x6f, 0xac, 0x45, 0xaf, 0x8e, 0x51,
    0x30, 0xc8, 0x1c, 0x46, 0xa3, 0x5c, 0xe4, 0x11,
    0xe5, 0xfb, 0xc1, 0x19, 0x1a, 0x0a, 0x52, 0xef,
    0xf6, 0x9f, 0x24, 0x45, 0xdf, 0x4f, 0x9b, 0x17,
    0xad, 0x2b, 0x41, 0x7b, 0xe6, 0x6c, 0x37, 0x10,
};

unsigned char NIST_TEST_RESULT_CTR_E5[] = {
    0x60, 0x1e, 0xc3, 0x13, 0x77, 0x57, 0x89, 0xa5,
    0xb7, 0xa7, 0xf5, 0x04, 0xbb, 0xf3, 0xd2, 0x28,
    0xf4, 0x43, 0xe3, 0xca, 0x4d, 0x62, 0xb5, 0x9a,
    0xca, 0x84, 0xe9, 0x90, 0xca, 0xca, 0xf5, 0xc5,
    0x2b, 0x09, 0x30, 0xda, 0xa2, 0x3d, 0xe9, 0x4c,
    0xe8, 0x70, 0x17, 0xba, 0x2d, 0x84, 0x98, 0x8d,
    0xdf, 0xc9, 0xc5, 0x8d, 0xb6, 0x7a, 0xad, 0xa6,
    0x13, 0xc2, 0xdd, 0x08, 0x45, 0x79, 0x41, 0xa6,
};

/* CTR data 6 - for AES 256.
 * Data is != BLOCK_SIZE */
unsigned char NIST_KEY_CTR_E6[] = {
    0x60, 0x3d, 0xeb, 0x10, 0x15, 0xca, 0x71, 0xbe,
    0x2b, 0x73, 0xae, 0xf0, 0x85, 0x7d, 0x77, 0x81,
    0x1f, 0x35, 0x2c, 0x07, 0x3b, 0x61, 0x08, 0xd7,

```

```

    0x2d, 0x98, 0x10, 0xa3, 0x09, 0x14, 0xdf, 0xf4,
};

unsigned char NIST_IV_CTR_E6[] = {
    0xf0, 0xf1, 0xf2, 0xf3, 0xf4, 0xf5, 0xf6, 0xf7,
    0xf8, 0xf9, 0xfa, 0xfb, 0xfc, 0xfd, 0xfe, 0xff,
};

unsigned char NIST_EXPECTED_IV_CTR_E6[] = {
    0xf0, 0xf1, 0xf2, 0xf3, 0xf4, 0xf5, 0xf6, 0xf7,
    0xf8, 0xf9, 0xfa, 0xfb, 0xfc, 0xfd, 0xff, 0x03,
};

unsigned char NIST_TEST_DATA_CTR_E6[] = {
    0x6b, 0xc1, 0xbe, 0xe2, 0x2e, 0x40, 0x9f, 0x96,
    0xe9, 0x3d, 0x7e, 0x11, 0x73, 0x93, 0x17, 0x2a,
    0xae, 0x2d, 0x8a, 0x57, 0x1e, 0x03, 0xac, 0x9c,
    0x9e, 0xb7, 0x6f, 0xac, 0x45, 0xaf, 0x8e, 0x51,
    0x30, 0xc8, 0x1c, 0x46, 0xa3, 0x5c, 0xe4, 0x11,
    0xe5, 0xfb, 0xc1, 0x19, 0x1a, 0x0a, 0x52, 0xef,
    0xf6, 0x9f, 0x24, 0x45, 0xdf, 0x4f, 0x9b, 0x17,
};

unsigned char NIST_TEST_RESULT_CTR_E6[] = {
    0x60, 0x1e, 0xc3, 0x13, 0x77, 0x57, 0x89, 0xa5,
    0xb7, 0xa7, 0xf5, 0x04, 0xbb, 0xf3, 0xd2, 0x28,
    0xf4, 0x43, 0xe3, 0xca, 0x4d, 0x62, 0xb5, 0x9a,
    0xca, 0x84, 0xe9, 0x90, 0xca, 0xca, 0xf5, 0xc5,
    0x2b, 0x09, 0x30, 0xda, 0xa2, 0x3d, 0xe9, 0x4c,
    0xe8, 0x70, 0x17, 0xba, 0x2d, 0x84, 0x98, 0x8d,
    0xdf, 0xc9, 0xc5, 0x8d, 0xb6, 0x7a, 0xad, 0xa6,
};

/* CTR data 7 - for AES 256
 * Counter as big as the data. Therefore the counter
 * should not be updated. Because it is already pre
 * computed. */
unsigned char NIST_KEY_CTR_E7[] = {
    0x60, 0x3d, 0xeb, 0x10, 0x15, 0xca, 0x71, 0xbe,
    0x2b, 0x73, 0xae, 0xf0, 0x85, 0x7d, 0x77, 0x81,
    0x1f, 0x35, 0x2c, 0x07, 0x3b, 0x61, 0x08, 0xd7,
    0x2d, 0x98, 0x10, 0xa3, 0x09, 0x14, 0xdf, 0xf4,
};

unsigned char NIST_IV_CTR_E7[] = {
    0xf0, 0xf1, 0xf2, 0xf3, 0xf4, 0xf5, 0xf6, 0xf7,
    0xf8, 0xf9, 0xfa, 0xfb, 0xfc, 0xfd, 0xfe, 0xff,
    0xf0, 0xf1, 0xf2, 0xf3, 0xf4, 0xf5, 0xf6, 0xf7,
    0xf8, 0xf9, 0xfa, 0xfb, 0xfc, 0xfd, 0xff, 0x00,
    0xf0, 0xf1, 0xf2, 0xf3, 0xf4, 0xf5, 0xf6, 0xf7,
    0xf8, 0xf9, 0xfa, 0xfb, 0xfc, 0xfd, 0xff, 0x01,
    0xf0, 0xf1, 0xf2, 0xf3, 0xf4, 0xf5, 0xf6, 0xf7,
    0xf8, 0xf9, 0xfa, 0xfb, 0xfc, 0xfd, 0xff, 0x02,
};

unsigned char NIST_EXPECTED_IV_CTR_E7[] = {
    0xf0, 0xf1, 0xf2, 0xf3, 0xf4, 0xf5, 0xf6, 0xf7,
    0xf8, 0xf9, 0xfa, 0xfb, 0xfc, 0xfd, 0xfe, 0xff,
    0xf0, 0xf1, 0xf2, 0xf3, 0xf4, 0xf5, 0xf6, 0xf7,
    0xf8, 0xf9, 0xfa, 0xfb, 0xfc, 0xfd, 0xff, 0x00,
    0xf0, 0xf1, 0xf2, 0xf3, 0xf4, 0xf5, 0xf6, 0xf7,
    0xf8, 0xf9, 0xfa, 0xfb, 0xfc, 0xfd, 0xff, 0x01,
    0xf0, 0xf1, 0xf2, 0xf3, 0xf4, 0xf5, 0xf6, 0xf7,
    0xf8, 0xf9, 0xfa, 0xfb, 0xfc, 0xfd, 0xff, 0x02,
};

unsigned char NIST_TEST_DATA_CTR_E7[] = {

```

```

0x6b, 0xc1, 0xbe, 0xe2, 0x2e, 0x40, 0x9f, 0x96,
0xe9, 0x3d, 0x7e, 0x11, 0x73, 0x93, 0x17, 0x2a,
0xae, 0x2d, 0x8a, 0x57, 0x1e, 0x03, 0xac, 0x9c,
0x9e, 0xb7, 0x6f, 0xac, 0x45, 0xaf, 0x8e, 0x51,
0x30, 0xc8, 0x1c, 0x46, 0xa3, 0x5c, 0xe4, 0x11,
0xe5, 0xfb, 0xc1, 0x19, 0x1a, 0x0a, 0x52, 0xef,
0xf6, 0x9f, 0x24, 0x45, 0xdf, 0x4f, 0x9b, 0x17,
0xad, 0x2b, 0x41, 0x7b, 0xe6, 0x6c, 0x37, 0x10,
};

unsigned char NIST_TEST_RESULT_CTR_E7[] = {
0x60, 0x1e, 0xc3, 0x13, 0x77, 0x57, 0x89, 0xa5,
0xb7, 0xa7, 0xf5, 0x04, 0xbb, 0xf3, 0xd2, 0x28,
0xf4, 0x43, 0xe3, 0xca, 0x4d, 0x62, 0xb5, 0x9a,
0xca, 0x84, 0xe9, 0x90, 0xca, 0xca, 0xf5, 0xc5,
0x2b, 0x09, 0x30, 0xda, 0xa2, 0x3d, 0xe9, 0x4c,
0xe8, 0x70, 0x17, 0xba, 0x2d, 0x84, 0x98, 0x8d,
0xdf, 0xc9, 0xc5, 0x8d, 0xb6, 0x7a, 0xad, 0xa6,
0x13, 0xc2, 0xdd, 0x08, 0x45, 0x79, 0x41, 0xa6,
};

void dump_array(unsigned char *ptr, unsigned int size)
{
    unsigned char *ptr_end;
    unsigned char *h;
    int i = 1;

    h = ptr;
    ptr_end = ptr + size;
    while (h < (unsigned char *)ptr_end) {
        printf("0x%02x ", (unsigned char) *h);
        h++;
        if (i == 8) {
            printf("\n");
            i = 1;
        } else {
            ++i;
        }
    }
    printf("\n");
}

void dump_ctr_data(unsigned char *iv, unsigned int iv_length,
                  unsigned char *key, unsigned int key_length,
                  unsigned char *input_data, unsigned int data_length,
                  unsigned char *output_data)
{
    printf("IV \n");
    dump_array(iv, iv_length);
    printf("Key \n");
    dump_array(key, key_length);
    printf("Input Data\n");
    dump_array(input_data, data_length);
    printf("Output Data\n");
    dump_array(output_data, data_length);
}

void get_sizes(unsigned int *data_length, unsigned int *iv_length,
              unsigned int *key_length, unsigned int iteration)
{
    switch (iteration) {
        case 1:
            *data_length = sizeof(NIST_TEST_DATA_CTR_E1);
            *iv_length = sizeof(NIST_IV_CTR_E1);
            *key_length = sizeof(NIST_KEY_CTR_E1);
            break;
    }
}

```

```

case 2:
    *data_length = sizeof(NIST_TEST_DATA_CTR_E2);
    *iv_length = sizeof(NIST_IV_CTR_E2);
    *key_length = sizeof(NIST_KEY_CTR_E2);
    break;
case 3:
    *data_length = sizeof(NIST_TEST_DATA_CTR_E3);
    *iv_length = sizeof(NIST_IV_CTR_E3);
    *key_length = sizeof(NIST_KEY_CTR_E3);
    break;
case 4:
    *data_length = sizeof(NIST_TEST_DATA_CTR_E4);
    *iv_length = sizeof(NIST_IV_CTR_E4);
    *key_length = sizeof(NIST_KEY_CTR_E4);
    break;
case 5:
    *data_length = sizeof(NIST_TEST_DATA_CTR_E5);
    *iv_length = sizeof(NIST_IV_CTR_E5);
    *key_length = sizeof(NIST_KEY_CTR_E5);
    break;
case 6:
    *data_length = sizeof(NIST_TEST_DATA_CTR_E6);
    *iv_length = sizeof(NIST_IV_CTR_E6);
    *key_length = sizeof(NIST_KEY_CTR_E6);
    break;
case 7:
    *data_length = sizeof(NIST_TEST_DATA_CTR_E7);
    *iv_length = sizeof(NIST_IV_CTR_E7);
    *key_length = sizeof(NIST_KEY_CTR_E7);
    break;
}
}

void load_test_data(unsigned char *data, unsigned int data_length,
    unsigned char *result,
    unsigned char *iv, unsigned char *expected_iv,
    unsigned int iv_length,
    unsigned char *key, unsigned int key_length,
    unsigned int iteration)
{
    switch (iteration) {
        case 1:
            memcpy(data, NIST_TEST_DATA_CTR_E1, data_length);
            memcpy(result, NIST_TEST_RESULT_CTR_E1, data_length);
            memcpy(iv, NIST_IV_CTR_E1, iv_length);
            memcpy(expected_iv, NIST_EXPECTED_IV_CTR_E1, iv_length);
            memcpy(key, NIST_KEY_CTR_E1, key_length);
            break;
        case 2:
            memcpy(data, NIST_TEST_DATA_CTR_E2, data_length);
            memcpy(result, NIST_TEST_RESULT_CTR_E2, data_length);
            memcpy(iv, NIST_IV_CTR_E2, iv_length);
            memcpy(expected_iv, NIST_EXPECTED_IV_CTR_E2, iv_length);
            memcpy(key, NIST_KEY_CTR_E2, key_length);
            break;
        case 3:
            memcpy(data, NIST_TEST_DATA_CTR_E3, data_length);
            memcpy(result, NIST_TEST_RESULT_CTR_E3, data_length);
            memcpy(iv, NIST_IV_CTR_E3, iv_length);
            memcpy(expected_iv, NIST_EXPECTED_IV_CTR_E3, iv_length);
            memcpy(key, NIST_KEY_CTR_E3, key_length);
            break;
        case 4:
            memcpy(data, NIST_TEST_DATA_CTR_E4, data_length);
            memcpy(result, NIST_TEST_RESULT_CTR_E4, data_length);
            memcpy(iv, NIST_IV_CTR_E4, iv_length);

```

```

    memcpy(expected_iv, NIST_EXPECTED_IV_CTR_E4, iv_length);
    memcpy(key, NIST_KEY_CTR_E4, key_length);
    break;
case 5:
    memcpy(data, NIST_TEST_DATA_CTR_E5, data_length);
    memcpy(result, NIST_TEST_RESULT_CTR_E5, data_length);
    memcpy(iv, NIST_IV_CTR_E5, iv_length);
    memcpy(expected_iv, NIST_EXPECTED_IV_CTR_E5, iv_length);
    memcpy(key, NIST_KEY_CTR_E5, key_length);
    break;
case 6:
    memcpy(data, NIST_TEST_DATA_CTR_E6, data_length);
    memcpy(result, NIST_TEST_RESULT_CTR_E6, data_length);
    memcpy(iv, NIST_IV_CTR_E6, iv_length);
    memcpy(expected_iv, NIST_EXPECTED_IV_CTR_E6, iv_length);
    memcpy(key, NIST_KEY_CTR_E6, key_length);
    break;
case 7:
    memcpy(data, NIST_TEST_DATA_CTR_E7, data_length);
    memcpy(result, NIST_TEST_RESULT_CTR_E7, data_length);
    memcpy(iv, NIST_IV_CTR_E7, iv_length);
    memcpy(expected_iv, NIST_EXPECTED_IV_CTR_E7, iv_length);
    memcpy(key, NIST_KEY_CTR_E7, key_length);
    break;
}
}

int random_aes_ctr(int iteration, int silent, unsigned int data_length, unsigned int iv_length)
{
    unsigned int key_length = AES_KEY_LEN256;
    if (data_length % sizeof(ica_aes_vector_t))
        iv_length = sizeof(ica_aes_vector_t);

    printf("Test Parameters for iteration = %i\n", iteration);
    printf("key length = %i, data length = %i, iv length = %i\n",
           key_length, data_length, iv_length);

    unsigned char iv[iv_length];
    unsigned char tmp_iv[iv_length];
    unsigned char key[key_length];
    unsigned char input_data[data_length];
    unsigned char encrypt[data_length];
    unsigned char decrypt[data_length];

    int rc = 0;
    rc = ica_random_number_generate(data_length, input_data);
    if (rc) {
        printf("random number generate returned rc = %i, errno = %i\n", rc, errno);
        return rc;
    }
    rc = ica_random_number_generate(iv_length, iv);
    if (rc) {
        printf("random number generate returned rc = %i, errno = %i\n", rc, errno);
        return rc;
    }

    rc = ica_random_number_generate(key_length, key);
    if (rc) {
        printf("random number generate returned rc = %i, errno = %i\n", rc, errno);
        return rc;
    }
    memcpy(tmp_iv, iv, iv_length);

    rc = ica_aes_ctr(input_data, encrypt, data_length, key, key_length,
                    tmp_iv, 32, 1);
    if (rc) {

```

```

printf("ica_aes_ctr encrypt failed with rc = %i\n", rc);
dump_ctr_data(iv, iv_length, key, key_length, input_data,
              data_length, encrypt);
return rc;
}
if (!silent && !rc) {
printf("Encrypt:\n");
dump_ctr_data(iv, iv_length, key, key_length, input_data,
              data_length, encrypt);
}

memcpy(tmp_iv, iv, iv_length);
rc = ica_aes_ctr(encrypt, decrypt, data_length, key, key_length,
                tmp_iv, 32, 0);
if (rc) {
printf("ica_aes_ctr decrypt failed with rc = %i\n", rc);
dump_ctr_data(iv, iv_length, key, key_length, encrypt,
              data_length, decrypt);
return rc;
}

if (!silent && !rc) {
printf("Decrypt:\n");
dump_ctr_data(iv, iv_length, key, key_length, encrypt,
              data_length, decrypt);
}

if (memcmp(decrypt, input_data, data_length)) {
printf("Decryption Result does not match the original data!\n");
printf("Original data:\n");
dump_array(input_data, data_length);
printf("Decryption Result:\n");
dump_array(decrypt, data_length);
rc++;
}
return rc;
}

int kat_aes_ctr(int iteration, int silent)
{
unsigned int data_length;
unsigned int iv_length;
unsigned int key_length;

get_sizes(&data_length, &iv_length, &key_length, iteration);

printf("Test Parameters for iteration = %i\n", iteration);
printf("key length = %i, data length = %i, iv length = %i\n",
       key_length, data_length, iv_length);

unsigned char iv[iv_length];
unsigned char tmp_iv[iv_length];
unsigned char expected_iv[iv_length];
unsigned char key[key_length];
unsigned char input_data[data_length];
unsigned char encrypt[data_length];
unsigned char decrypt[data_length];
unsigned char result[data_length];

int rc = 0;

load_test_data(input_data, data_length, result, iv, expected_iv,
               iv_length, key, key_length, iteration);
memcpy(tmp_iv, iv, iv_length);

if (iv_length == 16)

```

```

    rc = ica_aes_ctr(input_data, encrypt, data_length, key, key_length,
        tmp_iv, 32, 1);
else
    rc = ica_aes_ctrlist(input_data, encrypt, data_length, key, key_length,
        tmp_iv, 1);
if (rc) {
    printf("ica_aes_ctr encrypt failed with rc = %i\n", rc);
    dump_ctr_data(iv, iv_length, key, key_length, input_data,
        data_length, encrypt);
}
if (!silent && !rc) {
    printf("Encrypt:\n");
    dump_ctr_data(iv, iv_length, key, key_length, input_data,
        data_length, encrypt);
}

if (memcmp(result, encrypt, data_length)) {
    printf("Encryption Result does not match the known ciphertext!\n");
    printf("Expected data:\n");
    dump_array(result, data_length);
    printf("Encryption Result:\n");
    dump_array(encrypt, data_length);
    rc++;
}

if (memcmp(expected_iv, tmp_iv, iv_length)) {
    printf("Update of IV does not match the expected IV!\n");
    printf("Expected IV:\n");
    dump_array(expected_iv, iv_length);
    printf("Updated IV:\n");
    dump_array(tmp_iv, iv_length);
    printf("Original IV:\n");
    dump_array(iv, iv_length);
    rc++;
}
if (rc) {
    printf("AES CTR test exited after encryption\n");
    return rc;
}

memcpy(tmp_iv, iv, iv_length);
rc = ica_aes_ctr(encrypt, decrypt, data_length, key, key_length,
    tmp_iv, 32, 0);
if (rc) {
    printf("ica_aes_ctr decrypt failed with rc = %i\n", rc);
    dump_ctr_data(iv, iv_length, key, key_length, encrypt,
        data_length, decrypt);
    return rc;
}

if (!silent && !rc) {
    printf("Decrypt:\n");
    dump_ctr_data(iv, iv_length, key, key_length, encrypt,
        data_length, decrypt);
}

if (memcmp(decrypt, input_data, data_length)) {
    printf("Decryption Result does not match the original data!\n");
    printf("Original data:\n");
    dump_array(input_data, data_length);
    printf("Decryption Result:\n");
    dump_array(decrypt, data_length);
    rc++;
}
return rc;
}

```

```

int main(int argc, char **argv)
{
    // Default mode is 0. ECB,CBC and CFQ tests will be performed.
    unsigned int silent = 0;
    unsigned int endless = 0;
    if (argc > 1) {
        if (strstr(argv[1], "silent"))
            silent = 1;
        if (strstr(argv[1], "endless"))
            endless = 1;
    }
    int rc = 0;
    int error_count = 0;
    int iteration;
    if (!endless)
        for(iteration = 1; iteration <= NR_TESTS; iteration++) {
            rc = kat_aes_ctr(iteration, silent);
            if (rc) {
                printf("kat_aes_ctr failed with rc = %i\n", rc);
                error_count++;
            } else
                printf("kat_aes_ctr finished successfully\n");
        }
    int i = 0;
    if (endless)
        while (1) {
            printf("i = %i\n", i);
            silent = 1;
            rc = random_aes_ctr(i, silent, 320, 320);
            if (rc) {
                printf("kat_aes_ctr failed with rc = %i\n", rc);
                return rc;
            } else
                printf("kat_aes_ctr finished successfully\n");
            i++;
        }

    if (error_count)
        printf("%i testcases failed\n", error_count);
    else
        printf("All testcases finished successfully\n");

    return rc;
}

```

AES with OFB mode example

```

/* This program is released under the Common Public License V1.0
 *
 * You should have received a copy of Common Public License V1.0 along with
 * this program.
 */

/* Copyright IBM Corp. 2010, 2011 */
#include <fcntl.h>
#include <sys/errno.h>
#include <stdio.h>
#include <string.h>
#include <strings.h>
#include <stdlib.h>
#include "ica_api.h"

#define NR_TESTS 6
#define NR_RANDOM_TESTS 10000

```



```

/* OFB data - 1 for AES128 */
unsigned char NIST_KEY_OFB_E1[] = {
    0x2b, 0x7e, 0x15, 0x16, 0x28, 0xae, 0xd2, 0xa6,
    0xab, 0xf7, 0x15, 0x88, 0x09, 0xcf, 0x4f, 0x3c,
};

unsigned char NIST_IV_OFB_E1[] = {
    0x00, 0x01, 0x02, 0x03, 0x04, 0x05, 0x06, 0x07,
    0x08, 0x09, 0x0a, 0x0b, 0x0c, 0x0d, 0x0e, 0x0f,
};

unsigned char NIST_EXPECTED_IV_OFB_E1[] = {
    0x50, 0xfe, 0x67, 0xcc, 0x99, 0x6d, 0x32, 0xb6,
    0xda, 0x09, 0x37, 0xe9, 0x9b, 0xaf, 0xec, 0x60,
};

unsigned char NIST_TEST_DATA_OFB_E1[] = {
    0x6b, 0xc1, 0xbe, 0xe2, 0x2e, 0x40, 0x9f, 0x96,
    0xe9, 0x3d, 0x7e, 0x11, 0x73, 0x93, 0x17, 0x2a,
};

unsigned char NIST_TEST_RESULT_OFB_E1[] = {
    0x3b, 0x3f, 0xd9, 0x2e, 0xb7, 0x2d, 0xad, 0x20,
    0x33, 0x34, 0x49, 0xf8, 0xe8, 0x3c, 0xfb, 0x4a,
};

/* OFB data - 2 for AES128 */
unsigned char NIST_KEY_OFB_E2[] = {
    0x2b, 0x7e, 0x15, 0x16, 0x28, 0xae, 0xd2, 0xa6,
    0xab, 0xf7, 0x15, 0x88, 0x09, 0xcf, 0x4f, 0x3c,
};

unsigned char NIST_IV_OFB_E2[] = {
    0x50, 0xfe, 0x67, 0xcc, 0x99, 0x6d, 0x32, 0xb6,
    0xda, 0x09, 0x37, 0xe9, 0x9b, 0xaf, 0xec, 0x60,
};

unsigned char NIST_EXPECTED_IV_OFB_E2[] = {
    0xd9, 0xa4, 0xda, 0xda, 0x08, 0x92, 0x23, 0x9f,
    0x6b, 0x8b, 0x3d, 0x76, 0x80, 0xe1, 0x56, 0x74,
};

unsigned char NIST_TEST_DATA_OFB_E2[] = {
    0xae, 0x2d, 0x8a, 0x57, 0x1e, 0x03, 0xac, 0x9c,
    0x9e, 0xb7, 0x6f, 0xac, 0x45, 0xaf, 0x8e, 0x51,
};

unsigned char NIST_TEST_RESULT_OFB_E2[] = {
    0x77, 0x89, 0x50, 0x8d, 0x16, 0x91, 0x8f, 0x03,
    0xf5, 0x3c, 0x52, 0xda, 0xc5, 0x4e, 0xd8, 0x25,
};

/* OFB data - 3 - for AES192 */
unsigned char NIST_KEY_OFB_E3[] = {
    0x8e, 0x73, 0xb0, 0xf7, 0xda, 0x0e, 0x64, 0x52,
    0xc8, 0x10, 0xf3, 0x2b, 0x80, 0x90, 0x79, 0xe5,
    0x62, 0xf8, 0xea, 0xd2, 0x52, 0x2c, 0x6b, 0x7b,
};

unsigned char NIST_IV_OFB_E3[] = {
    0x00, 0x01, 0x02, 0x03, 0x04, 0x05, 0x06, 0x07,
    0x08, 0x09, 0x0a, 0x0b, 0x0c, 0x0d, 0x0e, 0x0f,
};

unsigned char NIST_EXPECTED_IV_OFB_E3[] = {
    0xa6, 0x09, 0xb3, 0x8d, 0xf3, 0xb1, 0x13, 0x3d,
    0xdd, 0xff, 0x27, 0x18, 0xba, 0x09, 0x56, 0x5e,
};

```

```

};

unsigned char NIST_TEST_DATA_OFB_E3[] = {
    0x6b, 0xc1, 0xbe, 0xe2, 0x2e, 0x40, 0x9f, 0x96,
    0xe9, 0x3d, 0x7e, 0x11, 0x73, 0x93, 0x17, 0x2a,
};

unsigned char NIST_TEST_RESULT_OFB_E3[] = {
    0xcd, 0xc8, 0x0d, 0x6f, 0xdd, 0xf1, 0x8c, 0xab,
    0x34, 0xc2, 0x59, 0x09, 0xc9, 0x9a, 0x41, 0x74,
};

/* OFB data - 4 - for AES192 */
unsigned char NIST_KEY_OFB_E4[] = {
    0x8e, 0x73, 0xb0, 0xf7, 0xda, 0x0e, 0x64, 0x52,
    0xc8, 0x10, 0xf3, 0x2b, 0x80, 0x90, 0x79, 0xe5,
    0x62, 0xf8, 0xea, 0xd2, 0x52, 0x2c, 0x6b, 0x7b,
};

unsigned char NIST_IV_OFB_E4[] = {
    0xa6, 0x09, 0xb3, 0x8d, 0xf3, 0xb1, 0x13, 0x3d,
    0xdd, 0xff, 0x27, 0x18, 0xba, 0x09, 0x56, 0x5e,
};

unsigned char NIST_EXPECTED_IV_OFB_E4[] = {
    0x52, 0xef, 0x01, 0xda, 0x52, 0x60, 0x2f, 0xe0,
    0x97, 0x5f, 0x78, 0xac, 0x84, 0xbf, 0x8a, 0x50,
};

unsigned char NIST_TEST_DATA_OFB_E4[] = {
    0xae, 0x2d, 0x8a, 0x57, 0x1e, 0x03, 0xac, 0x9c,
    0x9e, 0xb7, 0x6f, 0xac, 0x45, 0xaf, 0x8e, 0x51,
};

unsigned char NIST_TEST_RESULT_OFB_E4[] = {
    0xfc, 0xc2, 0x8b, 0x8d, 0x4c, 0x63, 0x83, 0x7c,
    0x09, 0xe8, 0x17, 0x00, 0xc1, 0x10, 0x04, 0x01,
};

/* OFB data 5 - for AES 256 */
unsigned char NIST_KEY_OFB_E5[] = {
    0x60, 0x3d, 0xeb, 0x10, 0x15, 0xca, 0x71, 0xbe,
    0x2b, 0x73, 0xae, 0xf0, 0x85, 0x7d, 0x77, 0x81,
    0x1f, 0x35, 0x2c, 0x07, 0x3b, 0x61, 0x08, 0xd7,
    0x2d, 0x98, 0x10, 0xa3, 0x09, 0x14, 0xdf, 0xf4,
};

unsigned char NIST_IV_OFB_E5[] = {
    0x00, 0x01, 0x02, 0x03, 0x04, 0x05, 0x06, 0x07,
    0x08, 0x09, 0x0a, 0x0b, 0x0c, 0x0d, 0x0e, 0x0f,
};

unsigned char NIST_EXPECTED_IV_OFB_E5[] = {
    0xb7, 0xbf, 0x3a, 0x5d, 0xf4, 0x39, 0x89, 0xdd,
    0x97, 0xf0, 0xfa, 0x97, 0xeb, 0xce, 0x2f, 0x4a,
};

unsigned char NIST_TEST_DATA_OFB_E5[] = {
    0x6b, 0xc1, 0xbe, 0xe2, 0x2e, 0x40, 0x9f, 0x96,
    0xe9, 0x3d, 0x7e, 0x11, 0x73, 0x93, 0x17, 0x2a,
};

unsigned char NIST_TEST_RESULT_OFB_E5[] = {
    0xdc, 0x7e, 0x84, 0xbf, 0xda, 0x79, 0x16, 0x4b,
    0x7e, 0xcd, 0x84, 0x86, 0x98, 0x5d, 0x38, 0x60,
};

```

```

/* OFB data 6 - for AES 256 */
unsigned char NIST_KEY_OFB_E6[] = {
    0x60, 0x3d, 0xeb, 0x10, 0x15, 0xca, 0x71, 0xbe,
    0x2b, 0x73, 0xae, 0xf0, 0x85, 0x7d, 0x77, 0x81,
    0x1f, 0x35, 0x2c, 0x07, 0x3b, 0x61, 0x08, 0xd7,
    0x2d, 0x98, 0x10, 0xa3, 0x09, 0x14, 0xdf, 0xf4,
};

unsigned char NIST_IV_OFB_E6[] = {
    0xb7, 0xbf, 0x3a, 0x5d, 0xf4, 0x39, 0x89, 0xdd,
    0x97, 0xf0, 0xfa, 0x97, 0xeb, 0xce, 0x2f, 0x4a,
};

unsigned char NIST_EXPECTED_IV_OFB_E6[] = {
    0xe1, 0xc6, 0x56, 0x30, 0x5e, 0xd1, 0xa7, 0xa6,
    0x56, 0x38, 0x05, 0x74, 0x6f, 0xe0, 0x3e, 0xdc,
};

unsigned char NIST_TEST_DATA_OFB_E6[] = {
    0xae, 0x2d, 0x8a, 0x57, 0x1e, 0x03, 0xac, 0x9c,
    0x9e, 0xb7, 0x6f, 0xac, 0x45, 0xaf, 0x8e, 0x51,
};

unsigned char NIST_TEST_RESULT_OFB_E6[] = {
    0x4f, 0xeb, 0xdc, 0x67, 0x40, 0xd2, 0x0b, 0x3a,
    0xc8, 0x8f, 0x6a, 0xd8, 0x2a, 0x4f, 0xb0, 0x8d,
};

void dump_array(unsigned char *ptr, unsigned int size)
{
    unsigned char *ptr_end;
    unsigned char *h;
    int i = 1;

    h = ptr;
    ptr_end = ptr + size;
    while (h < (unsigned char *)ptr_end) {
        printf("0x%02x ", (unsigned char) *h);
        h++;
        if (i == 8) {
            printf("\n");
            i = 1;
        } else {
            ++i;
        }
    }
    printf("\n");
}

void dump_ofb_data(unsigned char *iv, unsigned int iv_length,
                  unsigned char *key, unsigned int key_length,
                  unsigned char *input_data, unsigned int data_length,
                  unsigned char *output_data)
{
    printf("IV \n");
    dump_array(iv, iv_length);
    printf("Key \n");
    dump_array(key, key_length);
    printf("Input Data\n");
    dump_array(input_data, data_length);
    printf("Output Data\n");
    dump_array(output_data, data_length);
}

void get_sizes(unsigned int *data_length, unsigned int *iv_length,
               unsigned int *key_length, unsigned int iteration)

```

```

{
switch (iteration) {
case 1:
    *data_length = sizeof(NIST_TEST_DATA_OFB_E1);
    *iv_length = sizeof(NIST_IV_OFB_E1);
    *key_length = sizeof(NIST_KEY_OFB_E1);
    break;
case 2:
    *data_length = sizeof(NIST_TEST_DATA_OFB_E2);
    *iv_length = sizeof(NIST_IV_OFB_E2);
    *key_length = sizeof(NIST_KEY_OFB_E2);
    break;
case 3:
    *data_length = sizeof(NIST_TEST_DATA_OFB_E3);
    *iv_length = sizeof(NIST_IV_OFB_E3);
    *key_length = sizeof(NIST_KEY_OFB_E3);
    break;
case 4:
    *data_length = sizeof(NIST_TEST_DATA_OFB_E4);
    *iv_length = sizeof(NIST_IV_OFB_E4);
    *key_length = sizeof(NIST_KEY_OFB_E4);
    break;
case 5:
    *data_length = sizeof(NIST_TEST_DATA_OFB_E5);
    *iv_length = sizeof(NIST_IV_OFB_E5);
    *key_length = sizeof(NIST_KEY_OFB_E5);
    break;
case 6:
    *data_length = sizeof(NIST_TEST_DATA_OFB_E6);
    *iv_length = sizeof(NIST_IV_OFB_E6);
    *key_length = sizeof(NIST_KEY_OFB_E6);
    break;
}
}

void load_test_data(unsigned char *data, unsigned int data_length,
    unsigned char *result,
    unsigned char *iv, unsigned char *expected_iv,
    unsigned int iv_length,
    unsigned char *key, unsigned int key_length,
    unsigned int iteration)
{
switch (iteration) {
case 1:
    memcpy(data, NIST_TEST_DATA_OFB_E1, data_length);
    memcpy(result, NIST_TEST_RESULT_OFB_E1, data_length);
    memcpy(iv, NIST_IV_OFB_E1, iv_length);
    memcpy(expected_iv, NIST_EXPECTED_IV_OFB_E1, iv_length);
    memcpy(key, NIST_KEY_OFB_E1, key_length);
    break;
case 2:
    memcpy(data, NIST_TEST_DATA_OFB_E2, data_length);
    memcpy(result, NIST_TEST_RESULT_OFB_E2, data_length);
    memcpy(iv, NIST_IV_OFB_E2, iv_length);
    memcpy(expected_iv, NIST_EXPECTED_IV_OFB_E2, iv_length);
    memcpy(key, NIST_KEY_OFB_E2, key_length);
    break;
case 3:
    memcpy(data, NIST_TEST_DATA_OFB_E3, data_length);
    memcpy(result, NIST_TEST_RESULT_OFB_E3, data_length);
    memcpy(iv, NIST_IV_OFB_E3, iv_length);
    memcpy(expected_iv, NIST_EXPECTED_IV_OFB_E3, iv_length);
    memcpy(key, NIST_KEY_OFB_E3, key_length);
    break;
case 4:
    memcpy(data, NIST_TEST_DATA_OFB_E4, data_length);

```

```

    memcpy(result, NIST_TEST_RESULT_OFB_E4, data_length);
    memcpy(iv, NIST_IV_OFB_E4, iv_length);
    memcpy(expected_iv, NIST_EXPECTED_IV_OFB_E4, iv_length);
    memcpy(key, NIST_KEY_OFB_E4, key_length);
    break;
case 5:
    memcpy(data, NIST_TEST_DATA_OFB_E5, data_length);
    memcpy(result, NIST_TEST_RESULT_OFB_E5, data_length);
    memcpy(iv, NIST_IV_OFB_E5, iv_length);
    memcpy(expected_iv, NIST_EXPECTED_IV_OFB_E5, iv_length);
    memcpy(key, NIST_KEY_OFB_E5, key_length);
    break;
case 6:
    memcpy(data, NIST_TEST_DATA_OFB_E6, data_length);
    memcpy(result, NIST_TEST_RESULT_OFB_E6, data_length);
    memcpy(iv, NIST_IV_OFB_E6, iv_length);
    memcpy(expected_iv, NIST_EXPECTED_IV_OFB_E6, iv_length);
    memcpy(key, NIST_KEY_OFB_E6, key_length);
    break;
}
}

int load_random_test_data(unsigned char *data, unsigned int data_length,
    unsigned char *iv, unsigned int iv_length,
    unsigned char *key, unsigned int key_length)
{
    int rc;
    rc = ica_random_number_generate(data_length, data);
    if (rc) {
        printf("ica_random_number_generate with rc = %i errno = %i\n",
            rc, errno);
        return rc;
    }
    rc = ica_random_number_generate(iv_length, iv);
    if (rc) {
        printf("ica_random_number_generate with rc = %i errno = %i\n",
            rc, errno);
        return rc;
    }
    rc = ica_random_number_generate(key_length, key);
    if (rc) {
        printf("ica_random_number_generate with rc = %i errno = %i\n",
            rc, errno);
        return rc;
    }
    return rc;
}

int random_aes_ofb(int iteration, int silent, unsigned int data_length)
{
    int i;
    int rc = 0;
    unsigned int iv_length = sizeof(ica_aes_vector_t);
    unsigned int key_length = AES_KEY_LEN128;
    unsigned char iv[iv_length];
    unsigned char tmp_iv[iv_length];
    unsigned char input_data[data_length];
    unsigned char encrypt[data_length];
    unsigned char decrypt[data_length];
    for (i = 0; i <= 2; i++) {

        unsigned char key[key_length];

        memset(encrypt, 0x00, data_length);
        memset(decrypt, 0x00, data_length);

```

```

load_random_test_data(input_data, data_length, iv, iv_length, key,
    key_length);
memcpy(tmp_iv, iv, iv_length);
printf("Test Parameters for iteration = %i\n", iteration);
printf("key length = %i, data length = %i, iv length = %i\n",
    key_length, data_length, iv_length);

rc = ica_aes_ofb(input_data, encrypt, data_length, key, key_length,
    tmp_iv, 1);
if (rc) {
    printf("ica_aes_ofb encrypt failed with rc = %i\n", rc);
    dump_ofb_data(iv, iv_length, key, key_length, input_data,
        data_length, encrypt);
}
if (!silent && !rc) {
    printf("Encrypt:\n");
    dump_ofb_data(iv, iv_length, key, key_length, input_data,
        data_length, encrypt);
}

if (rc) {
    printf("AES OFB test exited after encryption\n");
    return rc;
}

memcpy(tmp_iv, iv, iv_length);

rc = ica_aes_ofb(encrypt, decrypt, data_length, key, key_length,
    tmp_iv, 0);
if (rc) {
    printf("ica_aes_ofb decrypt failed with rc = %i\n", rc);
    dump_ofb_data(iv, iv_length, key, key_length, encrypt,
        data_length, decrypt);
    return rc;
}

if (!silent && !rc) {
    printf("Decrypt:\n");
    dump_ofb_data(iv, iv_length, key, key_length, encrypt,
        data_length, decrypt);
}

if (memcmp(decrypt, input_data, data_length)) {
    printf("Decryption Result does not match the original data!\n");
    printf("Original data:\n");
    dump_array(input_data, data_length);
    printf("Decryption Result:\n");
    dump_array(decrypt, data_length);
    rc++;
    return rc;
}
key_length += 8;
}

return rc;
}

int kat_aes_ofb(int iteration, int silent)
{
    unsigned int data_length;
    unsigned int iv_length;
    unsigned int key_length;

    get_sizes(&data_length, &iv_length, &key_length, iteration);

    printf("Test Parameters for iteration = %i\n", iteration);

```

```

printf("key length = %i, data length = %i, iv length = %i\n",
       key_length, data_length, iv_length);

unsigned char iv[iv_length];
unsigned char tmp_iv[iv_length];
unsigned char expected_iv[iv_length];
unsigned char key[key_length];
unsigned char input_data[data_length];
unsigned char encrypt[data_length];
unsigned char decrypt[data_length];
unsigned char result[data_length];

int rc = 0;

load_test_data(input_data, data_length, result, iv, expected_iv,
               iv_length, key, key_length, iteration);
memcpy(tmp_iv, iv, iv_length);

rc = ica_aes_ofb(input_data, encrypt, data_length, key, key_length,
                 tmp_iv, 1);
if (rc) {
    printf("ica_aes_ofb encrypt failed with rc = %i\n", rc);
    dump_ofb_data(iv, iv_length, key, key_length, input_data,
                 data_length, encrypt);
}
if (!silent && !rc) {
    printf("Encrypt:\n");
    dump_ofb_data(iv, iv_length, key, key_length, input_data,
                 data_length, encrypt);
}

if (memcmp(result, encrypt, data_length)) {
    printf("Encryption Result does not match the known ciphertext!\n");
    printf("Expected data:\n");
    dump_array(result, data_length);
    printf("Encryption Result:\n");
    dump_array(encrypt, data_length);
    rc++;
}

if (memcmp(expected_iv, tmp_iv, iv_length)) {
    printf("Update of IV does not match the expected IV!\n");
    printf("Expected IV:\n");
    dump_array(expected_iv, iv_length);
    printf("Updated IV:\n");
    dump_array(tmp_iv, iv_length);
    printf("Original IV:\n");
    dump_array(iv, iv_length);
    rc++;
}
if (rc) {
    printf("AES OFB test exited after encryption\n");
    return rc;
}

memcpy(tmp_iv, iv, iv_length);
rc = ica_aes_ofb(encrypt, decrypt, data_length, key, key_length,
                 tmp_iv, 0);
if (rc) {
    printf("ica_aes_ofb decrypt failed with rc = %i\n", rc);
    dump_ofb_data(iv, iv_length, key, key_length, encrypt,
                 data_length, decrypt);
    return rc;
}

if (!silent && !rc) {

```

```

printf("Decrypt:\n");
dump_ofb_data(iv, iv_length, key, key_length, encrypt,
             data_length, decrypt);
}

if (memcmp(decrypt, input_data, data_length)) {
printf("Decryption Result does not match the original data!\n");
printf("Original data:\n");
dump_array(input_data, data_length);
printf("Decryption Result:\n");
dump_array(decrypt, data_length);
rc++;
}
return rc;
}

int main(int argc, char **argv)
{
unsigned int silent = 0;
if (argc > 1) {
if (strstr(argv[1], "silent"))
silent = 1;
}
int rc = 0;
int error_count = 0;
int iteration;
unsigned int data_length = sizeof(ica_aes_vector_t);
for(iteration = 1; iteration <= NR_TESTS; iteration++) {
rc = kat_aes_ofb(iteration, silent);
if (rc) {
printf("kat_aes_ofb failed with rc = %i\n", rc);
error_count++;
} else
printf("kat_aes_ofb finished successfully\n");
}
for(iteration = 1; iteration <= NR_RANDOM_TESTS; iteration++) {
int silent = 1;
rc = random_aes_ofb(iteration, silent, data_length);
if (rc) {
printf("random_aes_ofb failed with rc = %i\n", rc);
error_count++;
goto out;
} else
printf("random_aes_ofb finished successfully\n");
data_length += sizeof(ica_aes_vector_t);
}

out:
if (error_count)
printf("%i testcases failed\n", error_count);
else
printf("All testcases finished successfully\n");

return rc;
}

```

AES with XTS mode example

```

/* This program is released under the Common Public License V1.0
 *
 * You should have received a copy of Common Public License V1.0 along with
 * with this program.
 *
 * Copyright IBM Corp. 2016
 *
 */

```



```

#include <stdio.h>
#include <string.h>
#include <errno.h>

#include <ica_api.h>

#define AES_CIPHER_BLOCK_SIZE 16

/* This example uses a static keys. In real life you would
 * use real AES keys, which is negotiated between the
 * encrypting and the decrypting entity.
 *
 * Note: AES-128 key size is 16 bytes (AES_KEY_LEN128)
 */
unsigned char aes_xts_key1[] = {
    0x00, 0x01, 0x02, 0x03, 0x04, 0x05, 0x06, 0x07,
    0x08, 0x09, 0x0A, 0x0B, 0x0C, 0x0D, 0x0E, 0x0F,
};
unsigned char aes_xts_key2[] = {
    0x10, 0x11, 0x12, 0x13, 0x14, 0x15, 0x16, 0x17,
    0x18, 0x19, 0x1A, 0x1B, 0x1C, 0x1D, 0x1E, 0x1F,
};

/* This is the plain data, you want to encrypt. For the
 * encryption mode used in this example, it is necessary,
 * that the length of the encrypted data is at least as
 * large as the AES cipher block size (AES_CIPHER_BLOCK_SIZE),
 * but it does not have to be a multiple of the cipher block size.
 */
unsigned char plain_data[] = {
    0x55, 0x73, 0x69, 0x6e, 0x67, 0x20, 0x6c, 0x69,
    0x62, 0x69, 0x63, 0x61, 0x20, 0x77, 0x69, 0x74,
    0x68, 0x20, 0x41, 0x45, 0x53, 0x2d, 0x58, 0x54,
    0x53, 0x20, 0x69, 0x73, 0x20, 0x73, 0x6d, 0x61,
    0x72, 0x74, 0x20, 0x61, 0x6e, 0x64, 0x20, 0x65,
    0x61, 0x73, 0x79, 0x21, 0x00
};

/* Prints hex values to standard out. */
static void dump_data(unsigned char *data, unsigned long length);
/* Prints a description of the return value to standard out. */
static int handle_ica_error(int rc);

int main(char **argv, int argc)
{
    int rc;

    /* This is the AES XTS tweak value.
     * We are generating it per random number generator. In real life
     * you would use an tweak value which is negotiated between the
     * encrypting and the decrypting entity.
     */
    unsigned char random_tweak_value[AES_CIPHER_BLOCK_SIZE];

    /* Since libica function ica_aes_xts updates the tweak value
     * we let ica_aes_xts work on a copy of the generated tweak
     * value. We will need the original tweak value for decrypting
     * the data later on.
     */
    unsigned char tweak_value[AES_CIPHER_BLOCK_SIZE];

    unsigned char cipher_data[sizeof(plain_data)];
    unsigned char decrypt_data[sizeof(plain_data)];

    /* Generate the tweak value by random */
    rc = ica_random_number_generate(sizeof(random_tweak_value),

```

```

        random_tweak_value);

/* Error handling (if necessary). */
if (rc)
    return handle_ica_error(rc);

/* Dump keys, tweak value and plain data to standard output, just for
 * a visual control.
 */
printf("AES key1:\n");
dump_data(aes_xts_key1, sizeof(aes_xts_key1));
printf("AES key2:\n");
dump_data(aes_xts_key2, sizeof(aes_xts_key2));
printf("TWEAK:\n");
dump_data(random_tweak_value, sizeof(random_tweak_value));
printf("plain data:\n");
dump_data(plain_data, sizeof(plain_data));

/* Copy the generated tweak value so that we still
 * have the original one available after the call to ica_aes_xts.
 */
memcpy(tweak_value, random_tweak_value, sizeof(tweak_value));

/* Encrypt plain data to cipher data, using libica API.
 */
rc = ica_aes_xts(plain_data, cipher_data, sizeof(plain_data),
    aes_xts_key1, aes_xts_key2, AES_KEY_LEN128, tweak_value,
    ICA_ENCRYPT);

/* Error handling (if necessary). */
if (rc)
    return handle_ica_error(rc);

/* Dump encrypted data.
 */
printf("encrypted data:\n");
dump_data(cipher_data, sizeof(plain_data));

/* Get the original tweak value, because ica_aes_xts
 * has modified the tweak_value variable on encryption.
 */
memcpy(tweak_value, random_tweak_value, sizeof(tweak_value));

/* Decrypt cipher data to decrypted data, using libica API.
 * Note: The same AES keys and tweak value must be used for
 * encryption and decryption.
 */
rc = ica_aes_xts(cipher_data, decrypt_data, sizeof(plain_data),
    aes_xts_key1, aes_xts_key2, AES_KEY_LEN128, tweak_value,
    ICA_DECRYPT);

/* Error handling (if necessary). */
if (rc)
    return handle_ica_error(rc);

/* Dump decrypted data.
 * Note: Please compare output with the plain data, they are the same.
 */
printf("decrypted data:\n");
dump_data(decrypt_data, sizeof(plain_data));

/* Surprise... :-)
 * Note: The following will only work in this example!
 */
printf("%s\n", decrypt_data);
}

```

```

static void dump_data(unsigned char *data, unsigned long length)
{
    unsigned char *ptr;
    int i;

    for (ptr = data, i = 1; ptr < (data+length); ptr++, i++) {
        printf("0x%02x ", *ptr);
        if ((i % AES_CIPHER_BLOCK_SIZE) == 0)
            printf("\n");
    }
    if (i % AES_CIPHER_BLOCK_SIZE)
        printf("\n");
}

static int handle_ica_error(int rc)
{
    switch (rc) {
        case 0:
            printf("OK\n");
            break;
        case EINVAL:
            printf("Incorrect parameter.\n");
            break;
        case EPERM:
            printf("Operation not permitted by Hardware (CPACF).\n");
            break;
        case EIO:
            printf("I/O error.\n");
            break;
        default:
            printf("unknown error.\n");
    }

    return rc;
}

```

AES with CBC mode example

```

/* This program is released under the Common Public License V1.0
 *
 * You should have received a copy of Common Public License V1.0 along with
 * with this program.
 *
 * Copyright IBM Corp. 2016
 *
 */

#include <stdio.h>
#include <string.h>
#include <errno.h>

#include <ica_api.h>

#define AES_CIPHER_BLOCK_SIZE 16

/* This example uses a static key. In real life you would
 * use your real AES key, which is negotiated between the
 * encrypting and the decrypting entity.
 *
 * Note: AES-128 key size is 16 bytes (AES_KEY_LEN128)
 */
unsigned char aes_key[] = {
    0x00, 0x01, 0x02, 0x03, 0x04, 0x05, 0x06, 0x07,
    0x08, 0x09, 0x0A, 0x0B, 0x0C, 0x0D, 0x0E, 0x0F,
};

/* This is the plain data, you want to encrypt. For the

```

```

* encryption mode used in this example, it is necessary,
* that the length of the encrypted data is a multiple of
* the AES cipher block size (AES_CIPHER_BLOCK_SIZE).
*/
unsigned char plain_data[] = {
    0x55, 0x73, 0x69, 0x6e, 0x67, 0x20, 0x6c, 0x69,
    0x62, 0x69, 0x63, 0x61, 0x20, 0x69, 0x73, 0x20,
    0x73, 0x6d, 0x61, 0x72, 0x74, 0x20, 0x61, 0x6e,
    0x64, 0x20, 0x65, 0x61, 0x73, 0x79, 0x21, 0x00,
};

/* Prints hex values to standard out. */
static void dump_data(unsigned char *data, unsigned long length);
/* Prints a description of the return value to standard out. */
static int handle_ica_error(int rc);

int main(char **argv, int argc)
{
    int rc;

    /* This is the initialization vector. The initialization vector
     * is of the same size as the cipher block (AES_CIPHER_BLOCK_SIZE).
     * We are generating it per random number generator. In real life
     * you would use an initialization vector which is negotiated
     * between the encrypting and the decrypting entity.
     */
    unsigned char random_iv[AES_CIPHER_BLOCK_SIZE];

    /* Since libica function ica_aes_cbc updates the initialization
     * vector, we let ica_aes_cbc work on a copy of the generated
     * initialization vector. We will need the original initialization
     * vector for decrypting the data later on.
     */
    unsigned char iv[AES_CIPHER_BLOCK_SIZE];

    unsigned char cipher_data[sizeof(plain_data)];
    unsigned char decrypt_data[sizeof(plain_data)];

    /* Generate the initialization vector by random */
    rc = ica_random_number_generate(sizeof(random_iv), random_iv);

    /* Error handling (if necessary). */
    if (rc)
        return handle_ica_error(rc);

    /* Dump key, iv and plain data to standard output, just for
     * a visual control.
     */
    printf("AES key:\n");
    dump_data(aes_key, sizeof(aes_key));
    printf("IV:\n");
    dump_data(random_iv, sizeof(random_iv));
    printf("plain data:\n");
    dump_data(plain_data, sizeof(plain_data));

    /* Copy the generated initialization vector so that we still
     * have the original one available after the call to ica_aes_cbc.
     */
    memcpy(iv, random_iv, sizeof(iv));

    /* Encrypt plain data to cipher data, using libica API.
     */
    rc = ica_aes_cbc(plain_data, cipher_data, sizeof(plain_data),
        aes_key, AES_KEY_LEN128, iv,
        ICA_ENCRYPT);

    /* Error handling (if necessary). */

```

```

if (rc)
    return handle_ica_error(rc);

/* Dump encrypted data. */
printf("encrypted data:\n");
dump_data(cipher_data, sizeof(plain_data));

/* Get the original initialization vector, because ica_aes_cbc
 * has modified the iv variable on encryption.
 */
memcpy(iv, random_iv, sizeof(iv));

/* Decrypt cipher data to decrypted data, using libica API.
 * Note: The same AES key and IV must be used for encryption and
 * decryption.
 */
rc = ica_aes_cbc(cipher_data, decrypt_data, sizeof(plain_data),
    aes_key, AES_KEY_LEN128, iv,
    ICA_DECRYPT);

/* Error handling (if necessary). */
if (rc)
    return handle_ica_error(rc);

/* Dump decrypted data.
 * Note: Please compare output with the plain data, they are the same.
 */
printf("decrypted data:\n");
dump_data(decrypt_data, sizeof(plain_data));

/* Surprise... :-)
 * Note: The following will only work in this example!
 */
printf("%s\n", decrypt_data);
}

static void dump_data(unsigned char *data, unsigned long length)
{
    unsigned char *ptr;
    int i;

    for (ptr = data, i = 1; ptr < (data+length); ptr++, i++) {
        printf("0x%02x ", *ptr);
        if ((i % AES_CIPHER_BLOCK_SIZE) == 0)
            printf("\n");
    }
    if (i % AES_CIPHER_BLOCK_SIZE)
        printf("\n");
}

static int handle_ica_error(int rc)
{
    switch (rc) {
        case 0:
            printf("OK\n");
            break;
        case EINVAL:
            printf("Incorrect parameter.\n");
            break;
        case EPERM:
            printf("Operation not permitted by Hardware (CPACF).\n");
            break;
        case EIO:
            printf("I/O error.\n");
            break;
        default:
            printf("unknown error.\n");
    }
}

```

```

}

return rc;
}

```

AES with GCM mode example

```

/* This program is released under the Common Public License V1.0
 *
 * You should have received a copy of Common Public License V1.0 along with
 * with this program.
 *
 * Copyright IBM Corp. 2016
 *
 */

#include <stdio.h>
#include <string.h>
#include <errno.h>

#include <ica_api.h>

#define AES_CIPHER_BLOCK_SIZE 16

/* This example uses a static key. In real life you would
 * use your real AES key, which is negotiated between the
 * encrypting and the decrypting entity.
 *
 * Note: AES-128 key size is 16 bytes (AES_KEY_LEN128)
 */
unsigned char aes_key[] = {
    0x00, 0x01, 0x02, 0x03, 0x04, 0x05, 0x06, 0x07,
    0x08, 0x09, 0x0A, 0x0B, 0x0C, 0x0D, 0x0E, 0x0F
};

/* This is the plain data, you want to encrypt.
 */
unsigned char plain_data[] = {
    0x55, 0x73, 0x69, 0x6e, 0x67, 0x20, 0x6c, 0x69,
    0x62, 0x69, 0x63, 0x61, 0x20, 0x69, 0x73, 0x20,
    0x73, 0x6d, 0x61, 0x72, 0x74, 0x20, 0x61, 0x6e,
    0x64, 0x20, 0x65, 0x61, 0x73, 0x79, 0x21, 0x00
};

/* This is the initialization vector. The initialization vector
 * size must be greater than 0 and less than 2**61. A length of
 * 12 is recommended.
 */
unsigned char iv[12] = {
    0x00, 0x01, 0x02, 0x03, 0x04, 0x05, 0x06, 0x07,
    0x08, 0x09, 0x0A, 0x0B
};

/* This is additional authenticated data. It is subject to the
 * message authentication code computation, but is not encrypted.
 */
unsigned char aad[] = {
    0x10, 0x11, 0x12, 0x13, 0x14, 0x15, 0x16, 0x17,
    0x18, 0x19, 0x1A, 0x1B, 0x1C, 0x1D, 0x1E, 0x1F
};

/* Prints hex values to standard out. */
static void dump_data(unsigned char *data, unsigned long length);
/* Prints a description of the return value to standard out. */
static int handle_ica_error(int rc);

int main(char **argv, int argc)

```

```

{
    int rc;

    /* This is a buffer for the message authentication code (tag) for
     * the additional authenticated data in aad and the plain text.
     * Note: The authentication strength depends on the length of the
     * authentication tag
     */
    unsigned char tag[16];

    unsigned char cipher_data[sizeof(plain_data)];
    unsigned char decrypt_data[sizeof(plain_data)];

    /* Dump key, iv, aad and plain data to standard output, just for
     * a visual control.
     */
    printf("AES key:\n");
    dump_data(aes_key, sizeof(aes_key));
    printf("IV:\n");
    dump_data(iv, sizeof(iv));
    printf("AAD:\n");
    dump_data(aad, sizeof(aad));
    printf("plain data:\n");
    dump_data(plain_data, sizeof(plain_data));

    /* Encrypt plain data to cipher data, using libica API.
     * This will also compute the authentication code (tag) from
     * the plain data and the additional authenticated data.
     */
    rc = ica_aes_gcm(plain_data, sizeof(plain_data), cipher_data,
                    iv, sizeof(iv),
                    aad, sizeof(aad),
                    tag, sizeof(tag),
                    aes_key, AES_KEY_LEN128,
                    ICA_ENCRYPT);

    /* Error handling (if necessary). */
    if (rc)
        return handle_ica_error(rc);

    /* Dump encrypted data.
     */
    printf("encrypted data:\n");
    dump_data(cipher_data, sizeof(plain_data));
    printf("Authetication code:\n");
    dump_data(tag, sizeof(tag));

    /* Decrypt cipher data to decrypted data, using libica API.
     * Note: The same AES key, IV and AAD must be used for encryption and
     * decryption. The authentication code (tag) is verified against the
     * decrypted data and the additional authenticated data. If the
     * authentication code does not match, EFAULT is returned.
     */
    rc = ica_aes_gcm(decrypt_data, sizeof(plain_data), cipher_data,
                    iv, sizeof(iv),
                    aad, sizeof(aad),
                    tag, sizeof(tag),
                    aes_key, AES_KEY_LEN128,
                    ICA_DECRYPT);

    /* Error handling (if necessary). */
    if (rc)
        return handle_ica_error(rc);

    /* Dump decrypted data.
     * Note: Please compare output with the plain data, they are the same.
     */
}

```

```

printf("decrypted data:\n");
dump_data(decrypt_data, sizeof(plain_data));

/* Surprise... :-)
 * Note: The following will only work in this example!
 */
printf("%s\n", decrypt_data);
}

static void dump_data(unsigned char *data, unsigned long length)
{
    unsigned char *ptr;
    int i;

    for (ptr = data, i = 1; ptr < (data+length); ptr++, i++) {
        printf("0x%02x ", *ptr);
        if ((i % AES_CIPHER_BLOCK_SIZE) == 0)
            printf("\n");
    }
    if (i % AES_CIPHER_BLOCK_SIZE)
        printf("\n");
}

static int handle_ica_error(int rc)
{
    switch (rc) {
    case 0:
        printf("OK\n");
        break;
    case EINVAL:
        printf("Incorrect parameter.\n");
        break;
    case EPERM:
        printf("Operation not permitted by Hardware (CPACF).\n");
        break;
    case EIO:
        printf("I/O error.\n");
        break;
    case EFAULT:
        printf("The verification of the message authentication code has failed.\n");
        break;
    default:
        printf("unknown error.\n");
    }

    return rc;
}

```

CMAC example

```

/* This program is released under the Common Public License V1.0
 *
 * You should have received a copy of Common Public License V1.0 along with
 * with this program.
 */

/* Copyright IBM Corp. 2010, 2011 */
#include <fcntl.h>
#include <sys/errno.h>
#include <stdio.h>
#include <stdlib.h>
#include <string.h>
#include "ica_api.h"

#define BYTE 8

#define NUM_TESTS 12

```



```

unsigned int key_length[12] = {16, 16, 16, 16, 24, 24, 24, 24, 32, 32, 32,
32};
unsigned char key[12][32] = {{
0x2b, 0x7e, 0x15, 0x16, 0x28, 0xae, 0xd2, 0xa6, 0xab, 0xf7, 0x15,
0x88, 0x09, 0xcf, 0x4f, 0x3c},{
0x2b, 0x7e, 0x15, 0x16, 0x28, 0xae, 0xd2, 0xa6, 0xab, 0xf7, 0x15,
0x88, 0x09, 0xcf, 0x4f, 0x3c},{
0x2b, 0x7e, 0x15, 0x16, 0x28, 0xae, 0xd2, 0xa6, 0xab, 0xf7, 0x15,
0x88, 0x09, 0xcf, 0x4f, 0x3c},{
0x2b, 0x7e, 0x15, 0x16, 0x28, 0xae, 0xd2, 0xa6, 0xab, 0xf7, 0x15,
0x88, 0x09, 0xcf, 0x4f, 0x3c},{
0x8e, 0x73, 0xb0, 0xf7, 0xda, 0x0e, 0x64, 0x52, 0xc8, 0x10, 0xf3,
0x2b, 0x80, 0x90, 0x79, 0xe5, 0x62, 0xf8, 0xea, 0xd2, 0x52, 0x2c,
0x6b, 0x7b},{
0x8e, 0x73, 0xb0, 0xf7, 0xda, 0x0e, 0x64, 0x52, 0xc8, 0x10, 0xf3,
0x2b, 0x80, 0x90, 0x79, 0xe5, 0x62, 0xf8, 0xea, 0xd2, 0x52, 0x2c,
0x6b, 0x7b},{
0x8e, 0x73, 0xb0, 0xf7, 0xda, 0x0e, 0x64, 0x52, 0xc8, 0x10, 0xf3,
0x2b, 0x80, 0x90, 0x79, 0xe5, 0x62, 0xf8, 0xea, 0xd2, 0x52, 0x2c,
0x6b, 0x7b},{
0x8e, 0x73, 0xb0, 0xf7, 0xda, 0x0e, 0x64, 0x52, 0xc8, 0x10, 0xf3,
0x2b, 0x80, 0x90, 0x79, 0xe5, 0x62, 0xf8, 0xea, 0xd2, 0x52, 0x2c,
0x6b, 0x7b},{
0x60, 0x3d, 0xeb, 0x10, 0x15, 0xca, 0x71, 0xbe, 0x2b, 0x73, 0xae,
0xf0, 0x85, 0x7d, 0x77, 0x81, 0x1f, 0x35, 0x2c, 0x07, 0x3b, 0x61,
0x08, 0xd7, 0x2d, 0x98, 0x10, 0xa3, 0x09, 0x14, 0xdf, 0xf4},{
0x60, 0x3d, 0xeb, 0x10, 0x15, 0xca, 0x71, 0xbe, 0x2b, 0x73, 0xae,
0xf0, 0x85, 0x7d, 0x77, 0x81, 0x1f, 0x35, 0x2c, 0x07, 0x3b, 0x61,
0x08, 0xd7, 0x2d, 0x98, 0x10, 0xa3, 0x09, 0x14, 0xdf, 0xf4},{
0x60, 0x3d, 0xeb, 0x10, 0x15, 0xca, 0x71, 0xbe, 0x2b, 0x73, 0xae,
0xf0, 0x85, 0x7d, 0x77, 0x81, 0x1f, 0x35, 0x2c, 0x07, 0x3b, 0x61,
0x08, 0xd7, 0x2d, 0x98, 0x10, 0xa3, 0x09, 0x14, 0xdf, 0xf4},{
0x60, 0x3d, 0xeb, 0x10, 0x15, 0xca, 0x71, 0xbe, 0x2b, 0x73, 0xae,
0xf0, 0x85, 0x7d, 0x77, 0x81, 0x1f, 0x35, 0x2c, 0x07, 0x3b, 0x61,
0x08, 0xd7, 0x2d, 0x98, 0x10, 0xa3, 0x09, 0x14, 0xdf, 0xf4}
};

unsigned char last_block[3][16] = {{
0x7d, 0xf7, 0x6b, 0x0c, 0x1a, 0xb8, 0x99, 0xb3, 0x3e, 0x42, 0xf0,
0x47, 0xb9, 0x1b, 0x54, 0x6f},{
0x22, 0x45, 0x2d, 0x8e, 0x49, 0xa8, 0xa5, 0x93, 0x9f, 0x73, 0x21,
0xce, 0xea, 0x6d, 0x51, 0x4b},{
0xe5, 0x68, 0xf6, 0x81, 0x94, 0xcf, 0x76, 0xd6, 0x17, 0x4d, 0x4c,
0xc0, 0x43, 0x10, 0xa8, 0x54}
};

unsigned long mlen[12] = { 0, 16, 40, 64, 0,16, 40, 64, 0, 16, 40, 64};
unsigned char message[12][512] = {{
0x00},{
0x6b, 0xc1, 0xbe, 0xe2, 0x2e, 0x40, 0x9f, 0x96, 0xe9, 0x3d, 0x7e,
0x11, 0x73, 0x93, 0x17, 0x2a},{
0x6b, 0xc1, 0xbe, 0xe2, 0x2e, 0x40, 0x9f, 0x96, 0xe9, 0x3d, 0x7e,
0x11, 0x73, 0x93, 0x17, 0x2a, 0xae, 0x2d, 0x8a, 0x57, 0x1e, 0x03,
0xac, 0x9c, 0x9e, 0xb7, 0x6f, 0xac, 0x45, 0xaf, 0x8e, 0x51, 0x30,
0xc8, 0x1c, 0x46, 0xa3, 0x5c, 0xe4, 0x11},{
0x6b, 0xc1, 0xbe, 0xe2, 0x2e, 0x40, 0x9f, 0x96, 0xe9, 0x3d, 0x7e,
0x11, 0x73, 0x93, 0x17, 0x2a, 0xae, 0x2d, 0x8a, 0x57, 0x1e, 0x03,
0xac, 0x9c, 0x9e, 0xb7, 0x6f, 0xac, 0x45, 0xaf, 0x8e, 0x51, 0x30,
0xc8, 0x1c, 0x46, 0xa3, 0x5c, 0xe4, 0x11, 0xe5, 0xfb, 0xc1, 0x19,
0x1a, 0x0a, 0x52, 0xef, 0xf6, 0x9f, 0x24, 0x45, 0xdf, 0x4f, 0x9b,
0x17, 0xad, 0x2b, 0x41, 0x7b, 0xe6, 0x6c, 0x37, 0x10},{
0x00},{
0x6b, 0xc1, 0xbe, 0xe2, 0x2e, 0x40, 0x9f, 0x96, 0xe9, 0x3d, 0x7e,
0x11, 0x73, 0x93, 0x17, 0x2a},{
0x6b, 0xc1, 0xbe, 0xe2, 0x2e, 0x40, 0x9f, 0x96, 0xe9, 0x3d, 0x7e,
0x11, 0x73, 0x93, 0x17, 0x2a, 0xae, 0x2d, 0x8a, 0x57, 0x1e, 0x03,
}
};

```

```

0xac, 0x9c, 0x9e, 0xb7, 0x6f, 0xac, 0x45, 0xaf, 0x8e, 0x51, 0x30,
0xc8, 0x1c, 0x46, 0xa3, 0x5c, 0xe4, 0x11},{
0x6b, 0xc1, 0xbe, 0xe2, 0x2e, 0x40, 0x9f, 0x96, 0xe9, 0x3d, 0x7e,
0x11, 0x73, 0x93, 0x17, 0x2a, 0xae, 0x2d, 0x8a, 0x57, 0x1e, 0x03,
0xac, 0x9c, 0x9e, 0xb7, 0x6f, 0xac, 0x45, 0xaf, 0x8e, 0x51, 0x30,
0xc8, 0x1c, 0x46, 0xa3, 0x5c, 0xe4, 0x11, 0xe5, 0xfb, 0xc1, 0x19,
0x1a, 0x0a, 0x52, 0xef, 0xf6, 0x9f, 0x24, 0x45, 0xdf, 0x4f, 0x9b,
0x17, 0xad, 0x2b, 0x41, 0x7b, 0xe6, 0x6c, 0x37, 0x10},{
0x00},{
0x6b, 0xc1, 0xbe, 0xe2, 0x2e, 0x40, 0x9f, 0x96, 0xe9, 0x3d, 0x7e,
0x11, 0x73, 0x93, 0x17, 0x2a},{
0x6b, 0xc1, 0xbe, 0xe2, 0x2e, 0x40, 0x9f, 0x96, 0xe9, 0x3d, 0x7e,
0x11, 0x73, 0x93, 0x17, 0x2a, 0xae, 0x2d, 0x8a, 0x57, 0x1e, 0x03,
0xac, 0x9c, 0x9e, 0xb7, 0x6f, 0xac, 0x45, 0xaf, 0x8e, 0x51, 0x30,
0xc8, 0x1c, 0x46, 0xa3, 0x5c, 0xe4, 0x11},{
0x6b, 0xc1, 0xbe, 0xe2, 0x2e, 0x40, 0x9f, 0x96, 0xe9, 0x3d, 0x7e,
0x11, 0x73, 0x93, 0x17, 0x2a, 0xae, 0x2d, 0x8a, 0x57, 0x1e, 0x03,
0xac, 0x9c, 0x9e, 0xb7, 0x6f, 0xac, 0x45, 0xaf, 0x8e, 0x51, 0x30,
0xc8, 0x1c, 0x46, 0xa3, 0x5c, 0xe4, 0x11, 0xe5, 0xfb, 0xc1, 0x19,
0x1a, 0x0a, 0x52, 0xef, 0xf6, 0x9f, 0x24, 0x45, 0xdf, 0x4f, 0x9b,
0x17, 0xad, 0x2b, 0x41, 0x7b, 0xe6, 0x6c, 0x37, 0x10}
};

```

```

unsigned char expected_cmac[12][16] = {{
0xbb, 0x1d, 0x69, 0x29, 0xe9, 0x59, 0x37, 0x28, 0x7f, 0xa3, 0x7d,
0x12, 0x9b, 0x75, 0x67, 0x46},{
0x07, 0x0a, 0x16, 0xb4, 0x6b, 0x4d, 0x41, 0x44, 0xf7, 0x9b, 0xdd,
0x9d, 0xd0, 0x4a, 0x28, 0x7c},{
0xdf, 0xa6, 0x67, 0x47, 0xde, 0x9a, 0xe6, 0x30, 0x30, 0xca, 0x32,
0x61, 0x14, 0x97, 0xc8, 0x27},{
0x51, 0xf0, 0xbe, 0xbf, 0x7e, 0x3b, 0x9d, 0x92, 0xfc, 0x49, 0x74,
0x17, 0x79, 0x36, 0x3c, 0xfe},{
0xd1, 0x7d, 0xdf, 0x46, 0xad, 0xaa, 0xcd, 0xe5, 0x31, 0xca, 0xc4,
0x83, 0xde, 0x7a, 0x93, 0x67},{
0x9e, 0x99, 0xa7, 0xbf, 0x31, 0xe7, 0x10, 0x90, 0x06, 0x62, 0xf6,
0x5e, 0x61, 0x7c, 0x51, 0x84},{
0x8a, 0x1d, 0xe5, 0xbe, 0x2e, 0xb3, 0x1a, 0xad, 0x08, 0x9a, 0x82,
0xe6, 0xee, 0x90, 0x8b, 0x0e},{
0xa1, 0xd5, 0xdf, 0x0e, 0xed, 0x79, 0x0f, 0x79, 0x4d, 0x77, 0x58,
0x96, 0x59, 0xf3, 0x9a, 0x11},{
0x02, 0x89, 0x62, 0xf6, 0x1b, 0x7b, 0xf8, 0x9e, 0xfc, 0x6b, 0x55,
0x1f, 0x46, 0x67, 0xd9, 0x83},{
0x28, 0xa7, 0x02, 0x3f, 0x45, 0x2e, 0x8f, 0x82, 0xbd, 0x4b, 0xf2,
0x8d, 0x8c, 0x37, 0xc3, 0x5c},{
0xaa, 0xf3, 0xd8, 0xf1, 0xde, 0x56, 0x40, 0xc2, 0x32, 0xf5, 0xb1,
0x69, 0xb9, 0xc9, 0x11, 0xe6},{
0xe1, 0x99, 0x21, 0x90, 0x54, 0x9f, 0x6e, 0xd5, 0x69, 0x6a, 0x2c,
0x05, 0x6c, 0x31, 0x54, 0x10}
};

```

```

unsigned int i = 0;

```

```

void dump_array(unsigned char *ptr, unsigned int size)

```

```

{
    unsigned char *ptr_end;
    unsigned char *h;
    int i = 1, trunc = 0;
    int maxsize = 2000;

    puts("Dump:");

    if (size > maxsize) {
        trunc = size - maxsize;
        size = maxsize;
    }
    h = ptr;
    ptr_end = ptr + size;

```

```

while (h < ptr_end) {
    printf("0x%02x ", *h);
    h++;
    if (i == 16) {
        if (h != ptr_end)
            printf("\n");
        i = 1;
    } else {
        ++i;
    }
}
printf("\n");
if (trunc > 0)
    printf("... %d bytes not printed\n", trunc);
}
unsigned char *cmac;
unsigned int cmac_length = 16;

int api_cmac_test(void)
{
    printf("Test of CMAC api\n");
    int rc = 0;
    for (i = 0 ; i < NUM_TESTS; i++) {
        if (!(cmac = malloc(cmac_length)))
            return EINVAL;
        memset(cmac, 0, cmac_length);
        rc = (ica_aes_cmac(message[i], mlen[i],
            cmac, cmac_length,
            key[i], key_length[i],
            ICA_ENCRYPT));
        if (rc) {
            printf("ica_aes_cmac generate failed with errno %d (0x%x). "
                "\n",rc,rc);
            return rc;
        }
        if (memcmp(cmac, expected_cmac[i], cmac_length) != 0) {
            printf("This does NOT match the known result. "
                "Testcase %i failed\n",i);
            printf("\nOutput MAC for test %d:\n", i);
            dump_array((unsigned char *)cmac, cmac_length);
            printf("\nExpected MAC for test %d:\n", i);
            dump_array((unsigned char *)expected_cmac[i], 16);
            free(cmac);
            return 1;
        }
        printf("Expected MAC has been generated.\n");
        rc = (ica_aes_cmac(message[i], mlen[i],
            cmac, cmac_length,
            key[i], key_length[i],
            ICA_DECRYPT));
        if (rc) {
            printf("ica_aes_cmac verify failed with errno %d (0x%x).\n",
                rc, rc);
            free(cmac);
            return rc;
        }
        free(cmac);
        if (! rc )
            printf("MAC was successful verified. testcase %i "
                "succeeded\n",i);
        else {
            printf("MAC verification failed for testcase %i "
                "with RC=%i\n",i,rc);
            return rc;
        }
    }
}
return 0;

```

```

}

int main(int argc, char **argv)
{
    int rc = 0;

    rc = api_cmac_test();
    if (rc) {
        printf("api_cmac_test failed with rc = %i\n", rc);
        return rc;
    }
    printf("api_cmac_test was succesful\n");
    return 0;
}

```

openCryptoki code samples

This section provides coding samples in C for dynamic library calls as well as for direct access with static shared linked libraries.

- “Dynamic library call” on page 171
- “Shared linked library” on page 171

Coding samples (C)

To develop an application that uses openCryptoki, you need to access the library.

There are two ways to access the library:

- Load shared objects using dynamic library calls (dlopen)
- Link the library (statically) to your application during built time

For a list of supported mechanisms for the ICA token, refer to “Supported mechanisms for the ICA token” on page 98.

Dynamic library call

View some openCryptoki code samples for a dynamic library call.

```
#include <stdlib.h>
#include <errno.h>
#include <stdio.h>
#include <dlfcn.h>
#include <pkcs11types.h>

CK_RV init();
CK_RV cleanup();
CK_RV rc; /* return code */
void *dllPtr, (*symPtr)(); /* pointer to the ock library */
CK_FUNCTION_LIST_PTR FunctionPtr = NULL; /* pointer to function list */

int main(int argc, char *argv[]){
    /* opencryptoki initialization */
    rc = init("/usr/lib64/opencryptoki/libopencryptoki.so");
    /* further opencryptoki commands */
    rc = cleanup(); /* cleanup/close shared library */
    return 0;
}

CK_RV init(char *libPath){

    dllPtr = dlopen(libPath, RTLD_NOW); /* open the PKCS11 library */
    if (!dllPtr) {
        printf("Error loading PKCS#11 library \n");
        return errno;
    }
    /* Get ock function list */
    symPtr = (void (*)())dlsym(dllPtr, "C_GetFunctionList");
    if (!symPtr) {
        printf("Error getting function list \n");
        return errno;
    }
    symPtr(&FunctionPtr);
    rc = FunctionPtr->C_Initialize(NULL); /* initialize opencryptoki/tokens */
    if (rc != CKR_OK) {
        printf("Error initializing the opencryptoki library: 0x%X\n", rc);
        cleanup();
    }
    printf("Opencryptoki initialized.\n");
    return CKR_OK;
}

CK_RV cleanup(void) {
    rc = FunctionPtr->C_Finalize(NULL);
    if (dllPtr)
        dlclose(dllPtr);
    return rc;
}
```

To compile your sample code you need to provide the path of the source/include files. Issue a command of the form:

```
gcc sample_dynamic.c -g -O0 -o sample_dynamic -I <include filepath>
```

The exact location of the include files depends on your Linux distribution.

Shared linked library

When you use your sample code with a static linked library you can access the APIs directly.

At the compile time you need to specify the openCryptoki library:

```
gcc sample_shared.c -g -O0 -o sample_shared /usr/lib64/opencryptoki/libopencryptoki.so
-I /usr/<include filepath>
```

The exact location of the include files depend on your Linux distribution.

The following code samples that interact with the openCryptoki API are based on the shared linked openCryptoki library.

Base procedures:

View some openCryptoki code samples for base procedures, such as main program, initialization, slot and token, mechanism, and finalize information.

The following code sample provides an insight into how to deal with the openCryptoki API's. After describing some basic functions such as initialization, session and login handling, the sample shows how to retrieve data, such as get slot and token information and also detailed mechanism information. It also provides an introduction about how to create key objects and process symmetric encryption/decryption (DES). The last section shows RSA key generation with RSA encrypt and decrypt operations.

Main program

```
#include <stdlib.h>
#include <errno.h>
#include <stdio.h>
#include <dlopen.h>
#include <pkcs11types.h>
#include <defs.h>

CK_SLOT_ID          slotID;
CK_SLOT_ID_PTR     pSlotList = NULL;
CK_ULONG           slotCount, ulCount, rsaLen = 2048, msgLen = 8, cipherLen = 8, c;
CK_FLAGS           rw_sessionFlags = CKF_RW_SESSION | CKF_SERIAL_SESSION;
CK_SESSION_HANDLE  hSession;
CK_MECHANISM_TYPE_PTR pMechList = NULL;
CK_BYTE keyValue[] = {0x01,0x23,0x45,0x67,0x89,0xab,0xcd,0xef};
CK_BYTE msg[] = {'T', 'h', 'e', ' ', 'b', 'i', 'n', 'd', 'i', 'n', 'g', ' ', 'i', 's', ' ', 'h', 'e', 'r', 'e'};
CK_OBJECT_HANDLE   hPublicKey, hPrivateKey;

/* <insert helper functions (provided below) here> */

int main(int argc, char *argv[]) {
    init();
    getSlotList(pSlotList, &slotCount); // get the number of slots
    pSlotList = malloc(slotCount * sizeof(CK_SLOT_ID)); // allocate memory
    getSlotList(pSlotList, &slotCount); // retrieve slot list
    slotID = *pSlotList; // first slot provide ica-token
    getSlotInfo(slotID);
    getTokenInfo(slotID);
    getMechanismList(slotID, pMechList, &ulCount); // retrieve number of mech's
    pMechList = malloc(ulCount * sizeof(CK_MECHANISM_TYPE)); // allocate memory
    getMechanismList(slotID, pMechList, &ulCount); // retrieve mechanism list
    getMechanismInfo(slotID, CKM_DES3_ECB); // get mechanism information
    openSession(slotID, rw_sessionFlags, &hSession);
    loginSession(CKU_USER, "01234567", 8, hSession);
    createKeyObject(hSession, keyValue);
    CK_BYTE_PTR pCipherText = malloc(DES_BLOCK_SIZE*sizeof(CK_BYTE));
    DESencrypt(hSession, (CK_BYTE_PTR)&msg, msgLen, pCipherText, &cipherLen);
    DESdecrypt(hSession, pCipherText, cipherLen, (CK_BYTE_PTR)&msg, &msgLen);
    generateRSAKeyPair(hSession, rsaLen, &hPublicKey, &hPrivateKey);
    CK_BYTE_PTR pEncryptText = malloc(rsaLen*sizeof(CK_BYTE));
    CK_BYTE_PTR pClearText = malloc(rsaLen*sizeof(CK_BYTE));
    RSAencrypt(hSession, hPublicKey, (CK_BYTE_PTR)&msg, msgLen, pEncryptText, &rsaLen);
    RSAdecrypt(hSession, hPrivateKey, pEncryptText, rsaLen, pClearText, &rsaLen);
    logoutSession(hSession); closeSession(hSession);
    finalize();
    return 0;
}
```

C_Initialize:

```
CK_RV init(void){
    CK_RV rc;
    rc = C_Initialize(NULL);
    if (rc != CKR_OK) {
        printf("Error initializing the opencryptoki library: 0x%X\n", rc);
    }
    return CKR_OK;
}
```

C_GetSlotList:

```
CK_RV getSlotList(CK_SLOT_ID_PTR pSlotList, CK_ULONG_PTR pSlotCount){
    CK_RV rc;
    rc = C_GetSlotList(TRUE, pSlotList, pSlotCount);
    if (rc != CKR_OK) {
        printf("Error getting number of slots: %x \n", rc);
        return rc;
    }
    return CKR_OK;
}
```

C_GetSlotInfo:

```
CK_RV getSlotInfo(CK_SLOT_ID slotID){
    CK_RV rc;
    CK_SLOT_INFO slotInfo;

    rc = C_GetSlotInfo(slotID, &slotInfo);
    if (rc != CKR_OK) {
        printf("Error getting slot information: %x \n", rc);
        return rc;
    }
    printf("Slot %d Information:\n", slotID);
    printf(" Description: %.64s\n", slotInfo.slotDescription);
    printf(" Manufacturer: %.32s\n", slotInfo.manufacturerID);
    printf(" Flags: 0x%X\n", slotInfo.flags);
    if ((slotInfo.flags & CKF_TOKEN_PRESENT) == CKF_TOKEN_PRESENT) {
        printf("Token Present!\n");
    }
    if ((slotInfo.flags & CKF_REMOVABLE_DEVICE) ==
        CKF_REMOVABLE_DEVICE) {
        printf("Removable Device!\n");
    }
    if ((slotInfo.flags & CKF_HW_SLOT) == CKF_HW_SLOT){
        printf("Hardware support!\n");
    }
    else { printf("Software support!\n");}
    printf(" Hardware Version: %d.%d\n",
        slotInfo.hardwareVersion.major,
        slotInfo.hardwareVersion.minor);
    printf(" Firmware Version: %d.%d\n",
        slotInfo.firmwareVersion.major,
        slotInfo.firmwareVersion.minor);
    return CKR_OK;
}
```

C_GetTokenInfo:

```
CK_RV getTokenInfo(CK_SLOT_ID slotID){
    CK_RV rc;
    CK_TOKEN_INFO tokInfo;
    rc = C_GetTokenInfo(slotID, &tokInfo);
    if (rc != CKR_OK) {
        printf("Error getting token info: 0x%X\n", rc); return rc;
    }
    printf("Token #d Info:\n", slotID);
    printf(" Label: %.32s\n", (&tokInfo)->label);
    printf(" Manufacturer: %.32s\n", (&tokInfo)->manufacturerID);
    printf(" Model: %.16s\n", (&tokInfo)->model);
    printf(" Serial Number: %.16s\n", (&tokInfo)->serialNumber);
    printf(" Flags: 0x%X\n", (&tokInfo)->flags);
    if (((&tokInfo)->flags & CKF_RNG)== CKF_RNG)
        printf(" | token has random generator\n");
    if (((&tokInfo)->flags & CKF_WRITE_PROTECTED)== CKF_WRITE_PROTECTED)
        printf(" | write protected token\n");
    if (((&tokInfo)->flags & CKF_LOGIN_REQUIRED)== CKF_LOGIN_REQUIRED)
        printf(" | Login required\n");
    if (((&tokInfo)->flags & CKF_USER_PIN_INITIALIZED)== CKF_USER_PIN_INITIALIZED)
        printf(" | User Pin initialized\n");
    if (((&tokInfo)->flags & CKF_RESTORE_KEY_NOT_NEEDED)== CKF_RESTORE_KEY_NOT_NEEDED)
        printf(" | Restore Keys not needed\n");
    if (((&tokInfo)->flags & CKF_CLOCK_ON_TOKEN)== CKF_CLOCK_ON_TOKEN)
        printf(" | Token has hardware clock\n");
    if (((&tokInfo)->flags & CKF_PROTECTED_AUTHENTICATION_PATH)==CKF_PROTECTED_AUTHENTICATION_PATH)
        printf(" | Token has protected configuration path\n");
    if (((&tokInfo)->flags & CKF_DUAL_CRYPTO_OPERATIONS)== CKF_DUAL_CRYPTO_OPERATIONS)
        printf(" | Token supports dual crypto operations\n");
    if (((&tokInfo)->flags & CKF_TOKEN_INITIALIZED) == CKF_TOKEN_INITIALIZED)
        printf(" | Token initialized\n");
    if (((&tokInfo)->flags & CKF_SECONDARY_AUTHENTICATION) == CKF_SECONDARY_AUTHENTICATION)
        printf(" | Token supports secondary authentication\n");
    if (((&tokInfo)->flags & CKF_USER_PIN_COUNT_LOW) == CKF_USER_PIN_COUNT_LOW)
        printf(" | at least one wrong user PIN submitted since last successful authentication\n");
    if (((&tokInfo)->flags & CKF_USER_PIN_FINAL_TRY) == CKF_USER_PIN_FINAL_TRY)
        printf(" | one last try before user PIN become locked\n");
    if (((&tokInfo)->flags & CKF_USER_PIN_LOCKED) == CKF_USER_PIN_LOCKED)
        printf(" | user PIN locked!!\n");
    if (((&tokInfo)->flags & CKF_USER_PIN_TO_BE_CHANGED) == CKF_USER_PIN_TO_BE_CHANGED)
        printf(" | still default user PIN configured, PIN change recommended.\n");
    if (((&tokInfo)->flags & CKF_SO_PIN_COUNT_LOW) == CKF_SO_PIN_COUNT_LOW)
        printf(" | at least one wrong SO PIN submitted since last successful authentication\n");
    if (((&tokInfo)->flags & CKF_SO_PIN_FINAL_TRY) == CKF_SO_PIN_FINAL_TRY)
        printf(" | one last try before SO PIN become locked\n");
    if (((&tokInfo)->flags & CKF_SO_PIN_LOCKED) == CKF_SO_PIN_LOCKED)
        printf(" | SO PIN locked!!\n");
    if (((&tokInfo)->flags & CKF_SO_PIN_TO_BE_CHANGED) == CKF_SO_PIN_TO_BE_CHANGED)
        printf(" | still default SO PIN configured, PIN change recommended.\n");
    printf(" Sessions: %d/%d\n", (&tokInfo)->ulSessionCount, (&tokInfo)->ulMaxSessionCount);
    printf(" R/W Sessions: %d/%d\n", (&tokInfo)->ulRwSessionCount, (&tokInfo)->ulMaxRwSessionCount);
    printf(" PIN Length: %d-%d\n", (&tokInfo)->ulMinPinLen, (&tokInfo)->ulMaxPinLen);
    printf(" Public Memory: 0x%X/0x%X\n", (&tokInfo)->ulFreePublicMemory, (&tokInfo)->ulTotalPublicMemory);
    printf(" Private Memory: 0x%X/0x%X\n", (&tokInfo)->ulFreePrivateMemory, (&tokInfo)->ulTotalPrivateMemory);
    printf(" Hardware Version: %d.%d\n", (&tokInfo)->hardwareVersion.major, (&tokInfo)->hardwareVersion.minor);
    printf(" Firmware Version: %d.%d\n", (&tokInfo)->firmwareVersion.major, (&tokInfo)->firmwareVersion.minor);
    printf(" Time: %.16s\n", (&tokInfo)->utcTime);
    return CKR_OK;
}
```

C_GetMechanismList:

```
CK_RV getMechanismList(CK_SLOT_ID slotID, CK_MECHANISM_TYPE_PTR
    pMechList, CK_ULONG_PTR pulCount) {
    CK_RV rc;
    rc = C_GetMechanismList(slotID, pMechList, pulCount);
    if (rc != CKR_OK) {
        printf("Error retrieve mechanism list: %x\n", rc);
        return rc;
    }
    return CKR_OK;
}
```


C_GetMechanismInfo:

```
CK_RV getMechanismInfo(CK_SLOT_ID slotID, CK_MECHANISM_TYPE type){
    CK_RV rc;
    CK_MECHANISM_INFO mechInfo;

    rc = C_GetMechanismInfo(slotID, type, &mechinfo);
    if (rc != CKR_OK) {
        printf("Error in mechanism info: %x\n", rc);
        return rc;
    }
    printf("MinKeySize: %d\n", (&mechinfo)->ulMinKeySize);
    printf("MaxKeySize: %d\n", (&mechinfo)->ulMaxKeySize);
    printf("Flags: %d\n", (&mechinfo)->flags);
    return CKR_OK;
}
```

C_Finalize:

```
CK_RV finalize(void) {
    CK_RV rc;
    rc = C_Finalize(NULL);
    if (rc != CKR_OK) {
        printf("Error during finalize: %x\n", rc);
        return rc;
    }
    return CKR_OK;
}
```

Session and login:

View some openCryptoki session and login code samples.

C_OpenSession:

```
CK_RV openSession(CK_SLOT_ID slotID, CK_FLAGS sFlags,
                  CK_SESSION_HANDLE_PTR phSession) {
    CK_RV rc;
    rc = C_OpenSession(slotID, sFlags, NULL, NULL, phSession);
    if (rc != CKR_OK) {
        printf("Error opening session: %x\n", rc); return rc;
    }
    printf("Open session successful.\n");
    return CKR_OK;
}
```

C_Login:

```
CK_RV loginSession(CK_USER_TYPE userType, CK_CHAR_PTR pPin, CK_ULONG ulPinLen,
                  CK_SESSION_HANDLE hSession) {
    CK_RV rc;
    rc = C_Login(hSession, userType, pPin, ulPinLen);
    if (rc != CKR_OK) {
        printf("Error login session: %x\n", rc); return rc;
    }
    printf("Login session successful.\n");
    return CKR_OK;
}
```

C_Logout:

```
CK_RV logoutSession(CK_SESSION_HANDLE hSession) {
    CK_RV rc;
    rc = C_Logout(hSession);
    if (rc != CKR_OK) {
        printf("Error logout session: %x\n", rc); return rc;
    }
    printf("Logout session successful.\n");
    return CKR_OK;
}
```

C_CloseSession:

```
CK_RV closeSession(CK_SESSION_HANDLE hSession) {
    CK_RV rc;
    rc = C_CloseSession(hSession);
    if (rc != CKR_OK) {
        printf("Error closing session: 0x%X\n", rc); return rc;
    }
    printf("Close session successful.\n");
    return CKR_OK;
}
```

Object handling:

View some openCryptoki object handling code samples.

C_CreateObject:

```
CK_RV createKeyObject(CK_SESSION_HANDLE hSession, CK_BYTE keyValue[]) {
    CK_RV rc;
    CK_OBJECT_HANDLE hKey;
    CK_BBOOL true = TRUE;
    CK_BBOOL false = FALSE;

    CK_OBJECT_CLASS keyClass = CKO_SECRET_KEY;
    CK_KEY_TYPE keyType = CKK_DES;
    CK_ATTRIBUTE keyTempl[] = {
        {CKA_CLASS, &keyClass, sizeof(keyClass)},
        {CKA_KEY_TYPE, &keyType, sizeof(keyType)},
        {CKA_ENCRYPT, &true, sizeof(true)},
        {CKA_DECRYPT, &true, sizeof(true)},
        {CKA_SIGN, &true, sizeof(true)},
        {CKA_VERIFY, &true, sizeof(true)},
        {CKA_TOKEN, &true, sizeof(true)}, // token object
        {CKA_PRIVATE, &false, sizeof(false)}, // public object
        {CKA_VALUE, keyValue, sizeof(keyValue)},
        {CKA_LABEL, "Public_DES_Key", sizeof("Public_DES_Key")}
    };
    rc = C_CreateObject(hSession, keyTempl, sizeof(keyTempl)/sizeof(CK_ATTRIBUTE), &hKey);
    if (rc != CKR_OK) {
        printf("Error creating key object: 0x%X\n", rc); return rc;
    }
}
```

C_FindObjects:

```
CK_RV getKey(CK_CHAR_PTR label, int labelLen, CK_OBJECT_HANDLE_PTR hObject,
CK_SESSION_HANDLE hSession) {
    CK_RV rc;
    CK_ULONG ulMaxObjectCount = 1;
    CK_ULONG ulObjectCount;
    CK_ATTRIBUTE objectMask[] = { {CKA_LABEL, label, labelLen} };

    rc = C_FindObjectsInit(hSession, objectMask, 1);
    if (rc != CKR_OK) {
        printf("Error FindObjectsInit: 0x%X\n", rc); return rc;
    }

    rc = C_FindObjects(hSession, hObject, ulMaxObjectCount, &ulObjectCount);
    if (rc != CKR_OK) {
        printf("Error FindObjects: 0x%X\n", rc); return rc;
    }

    rc = C_FindObjectsFinal(hSession);
    if (rc != CKR_OK) {
        printf("Error FindObjectsFinal: 0x%X\n", rc); return rc;
    }
}
```

Cryptographic operations:

View some openCryptoki cryptographic operations code samples.

C_Encrypt (AES):

```
/*
 * AES encrypt
 */
CK_RV AESencrypt(CK_SESSION_HANDLE hSession,
    CK_BYTE_PTR pClearData, CK_ULONG ulClearDataLen,
    CK_BYTE **pEncryptedData, CK_ULONG_PTR pulEncryptedDataLen) {
    CK_RV rc;
    CK_MECHANISM myMechanism = {CKM_AES_CBC_PAD, "01020304050607081122334455667788", 16};
    CK_MECHANISM_PTR pMechanism = &myMechanism;
    CK_OBJECT_HANDLE hKey;
    getKey("My_AES_Key", sizeof("My_AES_Key"), &hKey, hSession);
    rc = C_EncryptInit(hSession, pMechanism, hKey);
    if (rc != CKR_OK) {
        printf("Error initializing encryption: 0x%X\n", rc);
        return rc;
    }
    rc = C_Encrypt(hSession, pClearData, ulClearDataLen,
        NULL, pulEncryptedDataLen);
    if (rc != CKR_OK) {
        printf("Error during encryption (get length): %x\n", rc);
        return rc;
    }
    *pEncryptedData = (CK_BYTE *)malloc(*pulEncryptedDataLen * sizeof(CK_BYTE));

    rc = C_Encrypt(hSession, pClearData, ulClearDataLen,
        *pEncryptedData, pulEncryptedDataLen);
    if (rc != CKR_OK) {
        printf("Error during encryption: %x\n", rc);
        return rc;
    }
    printf("Encrypted data: ");
    CK_BYTE_PTR tmp = *pEncryptedData;
    for (count = 0; count < *pulEncryptedDataLen; count++, tmp++) {
        printf("%X", *tmp);
    }
    printf("\n");

    return CKR_OK;
}
```

C_Decrypt (AES):

```
/*
 * AES decrypt
 */
CK_RV AESdecrypt(CK_SESSION_HANDLE hSession,
    CK_BYTE_PTR pEncryptedData, CK_ULONG ulEncryptedDataLen,
    CK_BYTE_PTR pClearData, CK_ULONG_PTR pulClearDataLen) {
    CK_RV rc;
    CK_MECHANISM myMechanism = {CKM_AES_CBC_PAD, "01020304050607081122334455667788", 16};
    CK_MECHANISM_PTR pMechanism = &myMechanism;
    CK_OBJECT_HANDLE hKey;
    getKey("My_AES_Key", sizeof("My_AES_Key"), &hKey, hSession);
    rc = C_DecryptInit(hSession, pMechanism, hKey);
    if (rc != CKR_OK) {
        printf("Error initializing decryption: 0x%X\n", rc);
        return rc;
    }
    rc = C_Decrypt(hSession, pEncryptedData, ulEncryptedDataLen, NULL, pulClearDataLen);
    if (rc != CKR_OK) {
        printf("Error during decryption (get length): %x\n", rc);
        return rc;
    }
    *pClearData = malloc(*pulClearDataLen * sizeof(CK_BYTE));
    rc = C_Decrypt(hSession, pEncryptedData, ulEncryptedDataLen, *pClearData,
        pulClearDataLen);
    if (rc != CKR_OK) {
        printf("Error during decryption: %x\n", rc);
        return rc;
    }
    printf("Decrypted data: ");
    CK_BYTE_PTR tmp = *pClearData;
    for (count = 0; count < *pulClearDataLen; count++, tmp++) {
        printf("%c", *tmp);
    }
    printf("\n");
    return CKR_OK;
}
```

C_GenerateKeyPair (RSA):

```
CK_RV generateRSAKeyPair(CK_SESSION_HANDLE hSession, CK_ULONG keySize,
    CK_OBJECT_HANDLE_PTR phPublicKey, CK_OBJECT_HANDLE_PTR phPrivateKey ) {
    CK_RV rc;
    CK_BBOOL true = TRUE;
    CK_BBOOL false = FALSE;

    CK_OBJECT_CLASS keyClassPub = CKO_PUBLIC_KEY;
    CK_OBJECT_CLASS keyClassPriv = CKO_PRIVATE_KEY;
    CK_KEY_TYPE keyTypeRSA = CKK_RSA;
    CK_ULONG modulusBits = keySize;
    CK_BYTE_PTR pModulus = malloc(sizeof(CK_BYTE)*modulusBits/8);
    CK_BYTE publicExponent[] = {1, 0, 1};
    CK_MECHANISM rsaKeyGenMech = {CKM_RSA_PKCS_KEY_PAIR_GEN, NULL_PTR, 0};

    CK_ATTRIBUTE publicKeyTemplate[] = {
        {CKA_CLASS, &keyClassPub, sizeof(keyClassPub)},
        {CKA_KEY_TYPE, &keyTypeRSA, sizeof(keyTypeRSA)},
        {CKA_TOKEN, &true, sizeof(true)},
        {CKA_PRIVATE, &true, sizeof(true)},
        {CKA_ENCRYPT, &true, sizeof(true)},
        {CKA_VERIFY, &true, sizeof(true)},
        {CKA_WRAP, &true, sizeof(true)},
        {CKA_MODULUS_BITS, &modulusBits, sizeof(modulusBits)},
        {CKA_PUBLIC_EXPONENT, publicExponent, sizeof(publicExponent)},
        {CKA_LABEL, "My_Private-Token_RSA1024_PubKey",
            sizeof("My_Private-Token_RSA1024_PubKey")},
        {CKA_MODIFIABLE, &true, sizeof(true)},
    };

    CK_ATTRIBUTE privateKeyTemplate[] = {
        {CKA_CLASS, &keyClassPriv, sizeof(keyClassPriv)},
        {CKA_KEY_TYPE, &keyTypeRSA, sizeof(keyTypeRSA)},
        {CKA_EXTRACTABLE, &true, sizeof(true)},
        {CKA_TOKEN, &true, sizeof(true)},
        {CKA_PRIVATE, &true, sizeof(true)},
        {CKA_SENSITIVE, &true, sizeof(true)},
        {CKA_DECRYPT, &true, sizeof(true)},
        {CKA_SIGN, &true, sizeof(true)},
        {CKA_UNWRAP, &true, sizeof(true)},
        {CKA_LABEL, "My_Private-Token_RSA1024_PrivKey",
            sizeof("My_Private-Token_RSA1024_PrivKey")},
        {CKA_MODIFIABLE, &true, sizeof(true)},
    };

    rc = C_GenerateKeyPair(hSession, &rsaKeyGenMech, &publicKeyTemplate,
        sizeof(publicKeyTemplate)/sizeof(CK_ATTRIBUTE), &privateKeyTemplate,
        sizeof(privateKeyTemplate)/sizeof(CK_ATTRIBUTE), phPublicKey, phPrivateKey);
    if (rc != CKR_OK) {
        printf("Error generating RSA keys: %x\n", rc);
        return rc;
    }
}
```

C_Encrypt (RSA):

```
CK_RV RSAencrypt(CK_SESSION_HANDLE hSession, CK_OBJECT_HANDLE hKey,
    CK_BYTE_PTR pClearData, CK_ULONG ulClearDataLen,
    CK_BYTE_PTR pEncryptedData, CK_ULONG_PTR pulEncryptedDataLen) {
    CK_RV rc;
    CK_MECHANISM rsaMechanism = {CKM_RSA_PKCS, NULL_PTR, 0};

    rc = C_EncryptInit(hSession, rsaMechanism, hKey);
    if (rc != CKR_OK) {
        printf("Error initializing RSA encryption: %x\n", rc);
        return rc;
    }
    rc = C_Encrypt(hSession, pClearData, ulClearDataLen,
        pEncryptedData, pulEncryptedDataLen);
    if (rc != CKR_OK) {
        printf("Error during RSA encryption: %x\n", rc);
        return rc;
    }
    CK_BYTE_PTR tmp = pEncryptedData;
    for (c=0; c<*pulEncryptedDataLen;c++,pEncryptedData++) {
        printf("%X", *pEncryptedData);
    }
    printf("\n"); pEncryptedData = tmp;
    return CKR_OK;
}
```

C_Decrypt (RSA):

```
CK_RV RSAdecrypt(CK_SESSION_HANDLE hSession, CK_OBJECT_HANDLE hKey,
    CK_BYTE_PTR pEncryptedData, CK_ULONG ulEncryptedDataLen,
    CK_BYTE_PTR pClearData, CK_ULONG_PTR pulClearDataLen) {
    CK_RV rc;
    CK_MECHANISM rsaMechanism = {CKM_RSA_PKCS, NULL_PTR, 0};

    rc = C_DecryptInit(hSession, rsaMechanism, hKey);
    if (rc != CKR_OK) {
        printf("Error initializing RSA decryption: %x\n", rc);
        return rc;
    }
    rc = C_Decrypt(hSession, pEncryptedData, ulEncryptedDataLen,
        pClearData, pulClearDataLen);
    if (rc != CKR_OK) {
        printf("Error during RSA decryption: %x\n", rc);
        return rc;
    }
    CK_BYTE_PTR tmp = pClearData;
    for (c=0; c<*pulClearDataLen;c++,pClearData++) {
        printf("%c", *pClearData);
    }
    printf("\n"); pClearData = tmp;
    return CKR_OK;
}
```

For more information, refer to the current PKCS #11 standard/specification:
<http://www.cryptsoft.com/pkcs11doc/>

Makefile example

```
# Specify include directory. Leave blank for default system location.
INCDIR =

# Specify library directory. Leave blank for default system location.
LIBDIR =

# Specify library.
LIBS = -licca
```

```
TARGETS = example_aes128_gcm

all: $(TARGETS)

%.c
gcc $(INCDIR) $(LIBDIR) $(LIBS) -o $@ $^

clean:
rm -f $(TARGETS)
```

Common Public License - V1.0

Common Public License - V1.0

THE ACCOMPANYING PROGRAM IS PROVIDED UNDER THE TERMS OF THIS COMMON PUBLIC LICENSE ("AGREEMENT"). ANY USE, REPRODUCTION OR DISTRIBUTION OF THE PROGRAM CONSTITUTES RECIPIENT'S ACCEPTANCE OF THIS AGREEMENT.

1. DEFINITIONS

"Contribution" means:

1. in the case of the initial Contributor, the initial code and documentation distributed under this Agreement, and
2. in the case of each subsequent Contributor:
 1. changes to the Program, and
 2. additions to the Program;

where such changes and/or additions to the Program originate from and are distributed by that particular Contributor. A Contribution 'originates' from a Contributor if it was added to the Program by such Contributor itself or anyone acting on such Contributor's behalf. Contributions do not include additions to the Program which: (i) are separate modules of software distributed in conjunction with the Program under their own license agreement, and (ii) are not derivative works of the Program.

"Contributor" means any person or entity that distributes the Program.

"Licensed Patents " mean patent claims licensable by a Contributor which are necessarily infringed by the use or sale of its Contribution alone or when combined with the Program.

"Program" means the Contributions distributed in accordance with this Agreement.

"Recipient" means anyone who receives the Program under this Agreement, including all Contributors.

2. GRANT OF RIGHTS

1. Subject to the terms of this Agreement, each Contributor hereby grants Recipient a non-exclusive, worldwide, royalty-free copyright license to reproduce, prepare derivative works of, publicly display, publicly perform, distribute and sublicense the Contribution of such Contributor, if any, and such derivative works, in source code and object code form.

2. Subject to the terms of this Agreement, each Contributor hereby grants Recipient a non-exclusive, worldwide, royalty-free patent license under Licensed Patents to make, use, sell, offer to sell, import and otherwise transfer the Contribution of such Contributor, if any, in source code and object code form. This patent license shall apply to the combination of the Contribution and the Program if, at the time

the Contribution is added by the Contributor, such addition of the Contribution causes such combination to be covered by the Licensed Patents. The patent license shall not apply to any other combinations which include the Contribution. No hardware per se is licensed hereunder.

3. Recipient understands that although each Contributor grants the licenses to its Contributions set forth herein, no assurances are provided by any Contributor that the Program does not infringe the patent or other intellectual property rights of any other entity. Each Contributor disclaims any liability to Recipient for claims brought by any other entity based on infringement of intellectual property rights or otherwise. As a condition to exercising the rights and licenses granted hereunder, each Recipient hereby assumes sole responsibility to secure any other intellectual property rights needed, if any. For example, if a third party patent license is required to allow Recipient to distribute the Program, it is Recipient's responsibility to acquire that license before distributing the Program.

4. Each Contributor represents that to its knowledge it has sufficient copyright rights in its Contribution, if any, to grant the copyright license set forth in this Agreement.

3. REQUIREMENTS

A Contributor may choose to distribute the Program in object code form under its own license agreement, provided that:

1. it complies with the terms and conditions of this Agreement; and
2. its license agreement:
 1. effectively disclaims on behalf of all Contributors all warranties and conditions, express and implied, including warranties or conditions of title and non-infringement, and implied warranties or conditions of merchantability and fitness for a particular purpose;
 2. effectively excludes on behalf of all Contributors all liability for damages, including direct, indirect, special, incidental and consequential damages, such as lost profits;
 3. states that any provisions which differ from this Agreement are offered by that Contributor alone and not by any other party; and
 4. states that source code for the Program is available from such Contributor, and informs licensees how to obtain it in a reasonable manner on or through a medium customarily used for software exchange.

When the Program is made available in source code form:

1. it must be made available under this Agreement; and
2. a copy of this Agreement must be included with each copy of the Program.

Contributors may not remove or alter any copyright notices contained within the Program.

Each Contributor must identify itself as the originator of its Contribution, if any, in a manner that reasonably allows subsequent Recipients to identify the originator of the Contribution.

4. COMMERCIAL DISTRIBUTION

Commercial distributors of software may accept certain responsibilities with respect to end users, business partners and the like. While this license is intended to facilitate the commercial use of the Program, the Contributor who includes the Program in a commercial product offering should do so in a manner which does not create potential liability for other Contributors. Therefore, if a Contributor includes the Program in a commercial product offering, such Contributor ("Commercial Contributor") hereby agrees to defend and indemnify every other Contributor ("Indemnified Contributor") against any losses, damages and costs (collectively "Losses") arising from claims, lawsuits and other legal actions brought by a third party against the Indemnified Contributor to the extent caused by the acts or omissions of such Commercial Contributor in connection with its distribution of the Program in a commercial product offering. The obligations in this section do not apply to any claims or Losses relating to any actual or alleged intellectual property infringement. In order to qualify, an Indemnified Contributor must: a) promptly notify the Commercial Contributor in writing of such claim, and b) allow the Commercial Contributor to control, and cooperate with the Commercial Contributor in, the defense and any related settlement negotiations. The Indemnified Contributor may participate in any such claim at its own expense.

For example, a Contributor might include the Program in a commercial product offering, Product X. That Contributor is then a Commercial Contributor. If that Commercial Contributor then makes performance claims, or offers warranties related to Product X, those performance claims and warranties are such Commercial Contributor's responsibility alone. Under this section, the Commercial Contributor would have to defend claims against the other Contributors related to those performance claims and warranties, and if a court requires any other Contributor to pay any damages as a result, the Commercial Contributor must pay those damages.

5. NO WARRANTY

EXCEPT AS EXPRESSLY SET FORTH IN THIS AGREEMENT, THE PROGRAM IS PROVIDED ON AN "AS IS" BASIS, WITHOUT WARRANTIES OR CONDITIONS OF ANY KIND, EITHER EXPRESS OR IMPLIED INCLUDING, WITHOUT LIMITATION, ANY WARRANTIES OR CONDITIONS OF TITLE, NON-INFRINGEMENT, MERCHANTABILITY OR FITNESS FOR A PARTICULAR PURPOSE. Each Recipient is solely responsible for determining the appropriateness of using and distributing the Program and assumes all risks associated with its exercise of rights under this Agreement, including but not limited to the risks and costs of program errors, compliance with applicable laws, damage to or loss of data, programs or equipment, and unavailability or interruption of operations.

6. DISCLAIMER OF LIABILITY

EXCEPT AS EXPRESSLY SET FORTH IN THIS AGREEMENT, NEITHER RECIPIENT NOR ANY CONTRIBUTORS SHALL HAVE ANY LIABILITY FOR ANY DIRECT, INDIRECT, INCIDENTAL, SPECIAL, EXEMPLARY, OR CONSEQUENTIAL DAMAGES (INCLUDING WITHOUT LIMITATION LOST PROFITS), HOWEVER CAUSED AND ON ANY THEORY OF LIABILITY, WHETHER IN CONTRACT, STRICT LIABILITY, OR TORT (INCLUDING NEGLIGENCE OR OTHERWISE) ARISING IN ANY WAY OUT OF THE USE OR DISTRIBUTION OF THE PROGRAM OR THE EXERCISE OF ANY RIGHTS GRANTED HEREUNDER, EVEN IF ADVISED OF THE POSSIBILITY OF SUCH DAMAGES.

7. GENERAL

If any provision of this Agreement is invalid or unenforceable under applicable law, it shall not affect the validity or enforceability of the remainder of the terms of this Agreement, and without further action by the parties hereto, such provision shall be reformed to the minimum extent necessary to make such provision valid and enforceable.

If Recipient institutes patent litigation against a Contributor with respect to a patent applicable to software (including a cross-claim or counterclaim in a lawsuit), then any patent licenses granted by that Contributor to such Recipient under this Agreement shall terminate as of the date such litigation is filed. In addition, if Recipient institutes patent litigation against any entity (including a cross-claim or counterclaim in a lawsuit) alleging that the Program itself (excluding combinations of the Program with other software or hardware) infringes such Recipient's patent(s), then such Recipient's rights granted under Section 2(b) shall terminate as of the date such litigation is filed.

All Recipient's rights under this Agreement shall terminate if it fails to comply with any of the material terms or conditions of this Agreement and does not cure such failure in a reasonable period of time after becoming aware of such noncompliance. If all Recipient's rights under this Agreement terminate, Recipient agrees to cease use and distribution of the Program as soon as reasonably practicable. However, Recipient's obligations under this Agreement and any licenses granted by Recipient relating to the Program shall continue and survive.

Everyone is permitted to copy and distribute copies of this Agreement, but in order to avoid inconsistency the Agreement is copyrighted and may only be modified in the following manner. The Agreement Steward reserves the right to publish new versions (including revisions) of this Agreement from time to time. No one other than the Agreement Steward has the right to modify this Agreement. IBM is the initial Agreement Steward. IBM may assign the responsibility to serve as the Agreement Steward to a suitable separate entity. Each new version of the Agreement will be given a distinguishing version number. The Program (including Contributions) may always be distributed subject to the version of the Agreement under which it was received. In addition, after a new version of the Agreement is published, Contributor may elect to distribute the Program (including its Contributions) under the new version. Except as expressly stated in Sections 2(a) and 2(b) above, Recipient receives no rights or licenses to the intellectual property of any Contributor under this Agreement, whether expressly, by implication, estoppel or otherwise. All rights in the Program not expressly granted under this Agreement are reserved.

This Agreement is governed by the laws of the State of New York and the intellectual property laws of the United States of America. No party to this Agreement will bring a legal action under this Agreement more than one year after the cause of action arose. Each party waives its rights to a jury trial in any resulting litigation.

Accessibility

Accessibility features help users who have a disability, such as restricted mobility or limited vision, to use information technology products successfully.

Documentation accessibility

The Linux on z Systems and LinuxONE publications are in Adobe Portable Document Format (PDF) and should be compliant with accessibility standards. If you experience difficulties when you use the PDF file and want to request a Web-based format for this publication, use the Readers' Comments form in the back of this publication, send an email to eservdoc@de.ibm.com, or write to:

IBM Deutschland Research & Development GmbH
Information Development
Department 3282
Schoenaicher Strasse 220
71032 Boeblingen
Germany

In the request, be sure to include the publication number and title.

When you send information to IBM, you grant IBM a nonexclusive right to use or distribute the information in any way it believes appropriate without incurring any obligation to you.

IBM and accessibility

See the IBM Human Ability and Accessibility Center for more information about the commitment that IBM has to accessibility at

www.ibm.com/able

Notices

This information was developed for products and services offered in the U.S.A. IBM may not offer the products, services, or features discussed in this document in other countries. Consult your local IBM representative for information on the products and services currently available in your area. Any reference to an IBM product, program, or service is not intended to state or imply that only that IBM product, program, or service may be used. Any functionally equivalent product, program, or service that does not infringe any IBM intellectual property right may be used instead. However, it is the user's responsibility to evaluate and verify the operation of any non-IBM product, program, or service.

IBM may have patents or pending patent applications covering subject matter described in this document. The furnishing of this document does not give you any license to these patents. You can send license inquiries, in writing, to:

IBM Director of Licensing
IBM Corporation
North Castle Drive
Armonk, NY 10504-1785
U.S.A.

The following paragraph does not apply to the United Kingdom or any other country where such provisions are inconsistent with local law:

INTERNATIONAL BUSINESS MACHINES CORPORATION PROVIDES THIS PUBLICATION "AS IS" WITHOUT WARRANTY OF ANY KIND, EITHER EXPRESS OR IMPLIED, INCLUDING, BUT NOT LIMITED TO, THE IMPLIED WARRANTIES OF NON-INFRINGEMENT, MERCHANTABILITY OR FITNESS FOR A PARTICULAR PURPOSE. Some states do not allow disclaimer of express or implied warranties in certain transactions, therefore, this statement may not apply to you.

This information could include technical inaccuracies or typographical errors. Changes are periodically made to the information herein; these changes will be incorporated in new editions of the publication. IBM may make improvements and/or changes in the product(s) and/or the program(s) described in this publication at any time without notice.

Any references in this information to non-IBM Web sites are provided for convenience only and do not in any manner serve as an endorsement of those Web sites. The materials at those Web sites are not part of the materials for this IBM product and use of those Web sites is at your own risk.

IBM may use or distribute any of the information you supply in any way it believes appropriate without incurring any obligation to you.

The licensed program described in this information and all licensed material available for it are provided by IBM under terms of the IBM Customer Agreement, IBM International Program License Agreement, or any equivalent agreement between us.

All statements regarding IBM's future direction or intent are subject to change or withdrawal without notice, and represent goals and objectives only.

This information is for planning purposes only. The information herein is subject to change before the products described become available.

Trademarks

IBM, the IBM logo, and `ibm.com` are trademarks or registered trademarks of International Business Machines Corp., registered in many jurisdictions worldwide. Other product and service names might be trademarks of IBM or other companies. A current list of IBM trademarks is available on the Web at "Copyright and trademark information" at www.ibm.com/legal/copytrade.shtml

Adobe is either a registered trademark or trademark of Adobe Systems Incorporated in the United States, and/or other countries.

Linux is a registered trademark of Linus Torvalds in the United States, other countries, or both.

Glossary

Advanced Encryption Standard (AES)

A data encryption technique that improved upon and officially replaced the Data Encryption Standard (DES). AES is sometimes referred to as Rijndael, which is the algorithm on which the standard is based.

asymmetric cryptography

Synonym for public key cryptography.

Block cipher

An algorithm that encrypts plain text blocks of a fixed length into cipher text blocks. The plain text and cipher text blocks are sequences of bytes. They are always the same size, and that size is fixed by the block cipher. This is called the block cipher's block size.

Examples for block ciphers are DES, Triple-DES, and AES. They are much more secure than stream ciphers.

The block size of AES is always 16 bytes, so input data must be padded up to a multiple of this block length. These padding bytes are removed when decrypting. Thus, the size of encrypted data is normally not equal to the original plain text size.

Central Processor Assist for Cryptographic Function (CPACF)

Hardware that provides support for symmetric ciphers and secure hash algorithms (SHA) on every central processor. Hence the potential encryption/decryption throughput scales with the number of central processors in the system.

Chinese-Remainder Theorem (CRT)

A mathematical problem described by Sun Tsu Suan-Ching using the remainder from a division operation.

Cipher Block Chaining (CBC mode)

A method of reducing repetitive patterns in cipher-text by performing an exclusive-OR operation on each 8-byte block of data with the previously encrypted 8-byte block before it is encrypted.

Cipher block length

The length of a block that can be encrypted or decrypted by a symmetric cipher. Each symmetric cipher has a specific cipher block length.

clear key

Any type of encryption key not protected by encryption under another key.

Counter Mode (CTR mode)

A block cipher mode where each message block of cipher block size (16 bytes for AES) is combined with a counter value of the same size during encryption and decryption. Starting with an initial counter value to be combined with the first message block, subsequent counter values to be combined with subsequent message blocks are derived from preceding counter values by an increment function. However, the incrementation should generate sequences as much as possible randomly, and guaranteed not to repeat for a long time.

CPACF instructions

Instruction set for the CPACF hardware. CPACF functions for DES, TDES and SHA1 functions can be invoked by five new instructions as described

in *z/Architecture Principles of Operation*. As a group, these instructions are known as the Message Security Assist (MSA).

Crypto Express6S (CEX6S)

Successor to the Crypto Express5 feature. The PCIe adapter on a CEX6S feature can be configured in three ways: Either as cryptographic accelerator (CEX6A), or as CCA coprocessor (CEX6C) for secure key encrypted transactions, or in EP11 coprocessor mode (CEX6P) for exploiting Enterprise PKCS #11 functionality.

A CEX6P only supports secure key encrypted transactions.

Electronic Code Book (ECB mode)

A method of enciphering and deciphering data in address spaces or data spaces. Each 64-bit block of plain-text is separately enciphered and each block of the cipher-text is separately deciphered.

Federal Information Processing Standards (FIPS)

A standard published by the US National Institute of Science and Technology.

FIPS see *Federal Information Processing Standards*

Galois Counter Mode (GCM mode)

A block cipher mode. It is usually used together with Advanced Encryption Standard (AES), but could in theory be combined with other block ciphers also, if the block size is 16 bytes.

GCM can do authenticated encryption with associated data. This means, in addition to given plain text, additional data that remains unencrypted can be authenticated, that is, protected against modification. If all data shall remain unencrypted, but authenticated, a so called GMAC (Galois Message Authentication Code) is created. This is simply an authentication mode on the input data.

libica Library for IBM Cryptographic Architecture.

master key (MK)

In computer security, the top-level key in a hierarchy of key-encrypting keys.

MSA Message Security Assist. See *CPACF instructions*.

Mode of operation

A schema describing how to apply a symmetric cipher to encrypt or decrypt a message that is longer than the cipher block length. The goal of most modes of operation is to keep the security level of the cipher by avoiding the situation where blocks that occur more than once will always be translated to the same value. Some modes of operations allow handling messages of arbitrary lengths. See also: Block cipher and Stream cipher.

modulus-exponent (Mod-Expo)

A type of exponentiation performed using a modulus.

National Institute of Standards and Technology (NIST)

A measurement standards laboratory and a non-regulatory agency of the United States Department of Commerce. It is the federal technology agency that works with industry to develop and apply technology, measurements, and standards.

NIST see *National Institute of Standards and Technology*

public key cryptography

In computer security, cryptography in which a public key is used for encryption and a private key is used for decryption. Synonymous with asymmetric cryptography.

Rivest-Shamir-Adleman (RSA)

An algorithm used in public key cryptography. These are the surnames of the three researchers responsible for creating this asymmetric or public/private key algorithm.

Secure Hash Algorithm (SHA)

A standardized cryptographic hash function to compute a unique (message) digest from a message in a way that is mathematically impossible to reverse. Different data can possibly produce the same hash value, but there is no way to use the hash value to determine the original data.

secure key

A key that is encrypted under a master key. When using a secure key, it is passed to a cryptographic coprocessor where the coprocessor decrypts the key and performs the function. The secure key never appears in the clear outside of the cryptographic coprocessor.

Stream cipher

Stream ciphers can encrypt any arbitrary number of input bytes, but have significant weaknesses. RC4 is one example of a stream cipher that was heavily used in past decades, but should not be used today. The principle of stream cipher is generating a series of random bytes based on a given key (also called the key stream), and performing an exclusive or (XOR) on the plain text with the key stream bytes.

symmetric cryptography

An encryption method that uses the same key for encryption and decryption. Keys of symmetric ciphers are private keys.

zcrypt device driver

Kernel device driver to access Crypto Express adapters. Formerly, a monolithic module called **z90crypt**. Today, it consists of multiple modules that are implicitly loaded when loading the **ap** main module of the device driver.

Index

Numerics

- 3DES 61
 - Cipher Based Message Authentication Code (CMAC) 65
 - Cipher Based Message Authentication Code (CMAC) intermediate 66
 - Cipher Based Message Authentication Code (CMAC) last 67
 - Cipher Block Chaining (CBC) 62
 - Cipher Block Chaining with Cipher text Stealing (CBC-CS) 63
 - Cipher Feedback (CFB) 64
 - Counter (CTR) mode 68
 - Counter (CTR) mode with list 69
 - Electronic Code Book (ECB) 70
 - Output Feedback (OFB) 71

A

- aad
 - additional authenticated data 50
- accessibility 185
- adapter
 - close 14
 - functions 14
 - open 14
- additional authenticated data
 - aad 50
- AES
 - Cipher Based Message Authentication Code (CMAC) 41
 - Cipher Based Message Authentication Code (CMAC) last 43
 - Cipher Block Chaining (CBC) 36
 - Cipher Block Chaining with Cipher text Stealing (CBC-CS) 37
 - Cipher Feedback (CFB) 40
 - Counter (CTR) mode 44
 - Counter (CTR) mode with list 45
 - Counter with CBC MAC (CCM) 38, 49, 50, 52
 - Electronic Code Book (ECB) 47
 - Output Feedback (OFB) 59
 - XEX-based Tweaked CodeBook mode with CipherText Stealing (XTS) 60
- AES API functions 35
- AES GCM for streaming operations 9
- AES with CBC mode
 - examples 161
- AES with CFB mode
 - examples 128
- AES with CTR mode
 - examples 141
- AES with GCM mode
 - examples 164
- AES with OFB mode
 - examples 150
- AES with XTS mode
 - examples 158

- AES-GCM
 - exploiting KMA instruction 35
- AES-GCM functions v
- ap main module 2
- API
 - ica_3des_cbc 62
 - ica_3des_cbc_cs 63
 - ica_3des_cfb 64
 - ica_3des_cmac 65
 - ica_3des_cmac_intermediate 66
 - ica_3des_cmac_last 67
 - ica_3des_ctr 68
 - ica_3des_ctrlist 69
 - ica_3des_ecb 70
 - ica_3des_ofb 71
 - ica_aes_cbc 36
 - ica_aes_cbc_cs 37
 - ica_aes_ccm 38
 - ica_aes_cfb 40
 - ica_aes_cmac 41
 - ica_aes_cmac_intermediate 42
 - ica_aes_cmac_last 43
 - ica_aes_ctr 44
 - ica_aes_ctrlist 45
 - ica_aes_ecb 47
 - ica_aes_gcm 47
 - ica_aes_gcm_initialize 49
 - ica_aes_gcm_intermediate 50
 - ica_aes_gcm_kma_ctx_free 54
 - ica_aes_gcm_kma_ctx_new 54
 - ica_aes_gcm_kma_get_tag 57
 - ica_aes_gcm_kma_init 54
 - ica_aes_gcm_kma_update 55
 - ica_aes_gcm_kma_verify_tag 58
 - ica_aes_gcm_last 52
 - ica_aes_ofb 59
 - ica_aes_xts 60
 - ica_close_adapter 14
 - ica_des_cbc 76
 - ica_des_cbc_cs 76
 - ica_des_cfb 78
 - ica_des_cmac 79
 - ica_des_cmac_intermediate 80
 - ica_des_cmac_last 81
 - ica_des_ctr 82
 - ica_des_ctrlist 83
 - ica_des_ecb 84
 - ica_des_ofb 85
 - ica_drbg_generate 29
 - ica_drbg_health_test 30
 - ica_drbg_instantiate 27, 30
 - ica_drbg_reseed 28
 - ica_fips_powerup_tests 75
 - ica_fips_status 74
 - ica_get_functionlist 73
 - ica_get_version 73
 - ica_open_adapter 14
 - ica_random_number_generate 27
 - ica_rsa crt 34
 - ica_rsa crt_key_check 33
 - ica_rsa_key_generate crt 32

- API (*continued*)
 - ica_rsa_key_generate_mod_expo 31
 - ica_rsa_mod_expo 33
 - ica_sha1 86
 - ica_sha224 15
 - ica_sha256 16
 - ica_sha3_224 19
 - ica_sha3_256 20
 - ica_sha3_384 21
 - ica_sha3_512 22
 - ica_sha384 17
 - ica_sha512 18
 - ica_shake_128 23
 - ica_shake_256 24
 - libica 9
- API functions
 - AES 35
- APIs for FIPS mode functions 74
- available functions 109
- available libraries in openCryptoki 94

C

- C_CloseSession 175
- C_CreateObject 176
- C_Decrypt (DES) 177
- C_Decrypt (RSA) 177
- C_Encrypt (DES) 177
- C_Encrypt (RSA) 177
- C_FindObjects 176
- C_GenerateKeyPair (RSA) 177
- C_Login 175
- C_Logout 175
- C_OpenSession 175
- chzcrypt 2
- cipher message with authentication
 - KMA instruction 35
- CMAC
 - examples 166
- command line program
 - pkcsconf 90
- command pkcsconf 94
- commands
 - icainfo 109
- Common Public License - V1.0 181
- configuration file
 - sample for opencryptoki.conf 94
- configuring
 - ICA token 96
 - configuring openCryptoki 93
- constants 103
 - FIPS mode 103
- CPACF 1
- cryptographic adapter
 - installing 2
- cryptographic hardware support 1

D

- data structures 103
- define statements 2, 103
- dependencies
 - FIPS mode 7
- deprecated functions
 - DES 75
 - SHA1 75
- DES
 - Cipher Based Message Authentication Code (CMAC) 79
 - Cipher Based Message Authentication Code (CMAC) intermediate 42, 80
 - Cipher Based Message Authentication Code (CMAC) last 81
 - Cipher Block Chaining (CBC) 76
 - Cipher Block Chaining with Cipher text Stealing (CBC-CS) 76
 - Cipher Feedback (CFB) 78
 - Counter (CTR) mode 82
 - Counter (CTR) mode with list 83
 - Electronic Code Book (ECB) 84
 - Output Feedback (OFB) 85
- deterministic random bit generator
 - DRBG vi, 25
 - NIST compliant 25
- distribution independence viii
- DRBG
 - deterministic random bit generator vi, 25
 - NIST compliant 25
- dynamic library call 171

E

- enable-fips 7
- example
 - makefile 180
 - SHAKE-128 113
- examples 113
 - AES with CBC mode 161
 - AES with CFB mode 128
 - AES with CTR mode 141
 - AES with GCM mode 164
 - AES with OFB mode 150
 - AES with XTS mode 158
 - CMAC 166
 - Common Public License - V1.0 181
 - key generation 119
 - pseudo random number 118
 - RSA 125
 - SHA-256 115

F

- Federal Information Processing Standards (FIPS) 6
- FIPS
 - See Federal Information Processing Standards
- FIPS 140-2 6
- FIPS 140-2 certification v
- FIPS mode v, 6
 - constants 103
- FIPS mode dependencies 7
- FIPS mode enabling 7

- FIPS mode functions 74
- FIPS self-tests 75
- FIPS status 74

G

- Galois/Counter Mode
 - GCM 47, 50
- GCM
 - Galois/Counter Mode 47, 50
 - GCM for streaming operations 9
- glossary 189

H

- hardware support
 - for cryptographic functions 1

I

- ibopencryptoki.so 89
- ICA token 89, 96
 - configuring 96
 - restrictions 101
 - status information 97
- ica_3des_cbc 62
- ica_3des_cbc_cs 63
- ica_3des_cfb 64
- ica_3des_cmac 65
- ica_3des_cmac_intermediate 66
- ica_3des_cmac_last 67
- ica_3des_ctr 68
- ica_3des_ctrlist 69
- ica_3des_ecb 70
- ica_3des_ofb 71
- ica_aes_cbc 36
- ica_aes_cbc_cs 37
- ica_aes_ccm 38
- ica_aes_cfb 40
- ica_aes_cmac 41
- ica_aes_cmac_intermediate 42
- ica_aes_cmac_last 43
- ica_aes_ctr 44
- ica_aes_ctrlist 45
- ica_aes_ecb 47
- ica_aes_gcm 47
- ica_aes_gcm_kma_ctx_free 54
- ica_aes_gcm_kma_ctx_new 54
- ica_aes_gcm_kma_get_tag 57
- ica_aes_gcm_kma_init 54
- ica_aes_gcm_kma_update 55
- ica_aes_gcm_kma_verify_tag 58
- ica_aes_gcm_last 52
- ica_aes_ofb 59
- ica_aes_xts 60
- ica_close_adapter 14
- ica_des_cbc 76
- ica_des_cbc_cs 76
- ica_des_cfb 78
- ica_des_cmac 79
- ica_des_cmac_intermediate 80
- ica_des_cmac_last 81
- ica_des_ctr 82
- ica_des_ctrlist 83
- ica_des_ecb 84
- ica_des_ofb 85

- ica_drbg 25
- ica_drbg_generate 29
- ica_drbg_health_test 30
- ica_drbg_instantiate 27, 30
- ica_drbg_reseed 28
- ica_fips_powerup_tests 75
- ica_fips_status 74
- ica_get_functionlist 73
- ica_get_version 73
- ica_open_adapter 14
- ica_random_number_generate 27
- ica_rsa_cert 34
- ica_rsa_cert_key_check 33
- ica_rsa_key_generate_cert 32
- ica_rsa_key_generate_mod_expo 31
- ica_rsa_mod_expo 33
- ica_sha1 86
- ica_sha224 15
- ica_sha256 16
- ica_sha3_224 19
- ica_sha3_256 20
- ica_sha3_384 21
- ica_sha3_512 22
- ica_sha384 17
- ica_sha512 18
- ica_shake_128 23
- ica_shake_256 24
- icainfo command 109
- icainfo utility 1
- icastats utility 1, 110
- icatoken 92
- Information retrieval functions 73
- installing libica 5

K

- key
 - CRT format 32
 - modulus/exponent 31
- key generation
 - examples 119
- KMA instruction
 - cipher message with authentication instruction 35
- KMA instructions
 - ica_aes_gcm_kma_ctx_free 54
 - ica_aes_gcm_kma_ctx_new 54
 - ica_aes_gcm_kma_get_tag 57
 - ica_aes_gcm_kma_init 54
 - ica_aes_gcm_kma_update 55
 - ica_aes_gcm_kma_verify_tag 58

L

- libica
 - APIs 9
 - binary package 5
 - constants 103
 - define statements 2, 103
 - enabling for FIPS mode 7
 - examples 113
 - FIPS mode 6
 - FIPS self-tests 75
 - FIPS status 74
 - function list 73
 - general information 1

- libica (*continued*)
 - installation 5
 - lszcrypt 2
 - return codes 107
 - source package 5
 - structs 104
 - typedefs 104
 - usage 5
 - using 6
 - version 73
 - zcrypt status information 2
- libica token 89
- Linux
 - distribution viii
- log-in PIN 96
- lszcrypt 2

M

- makefile example 180
- Message Security Assist
 - MSA 25, 30
- MSA
 - Message Security Assist 25, 30
- MSA2 25, 30
- MSA5 25, 30

N

- National Institute of Standards and Technology v
- National Institute of Standards and Technology (NIST) 6
- NIST v
 - See National Institute of Standards and Technology
- NIST compliant pseudo random number 25
- NIST SP800-90A specification 9

O

- openCryptoki
 - base library 94
 - base procedures 172
 - binary package 92
 - C_CloseSession 175
 - C_CreateObject 176
 - C_Decrypt (DES) 177
 - C_Decrypt (RSA) 177
 - C_Encrypt (DES) 177
 - C_Encrypt (RSA) 177
 - C_FindObjects 176
 - C_GenerateKeyPair (RSA) 177
 - C_Login 175
 - C_Logout 175
 - C_OpenSession 175
 - coding samples 170
 - configuration file 94
 - configuring 93
 - crypto adapter 2
 - general information 89
 - installing 92
 - overview 89
 - SO PIN 96
 - source package 92

- openCryptoki (*continued*)
 - standard PIN 96
 - status information 97, 98
 - token library 94
- openCryptoki library 89
- opencryptoki.conf
 - configuration file 94

P

- PIN 96
- pk_config_data 94
- PKCS #11
 - functions 92
- PKCS #11 functions 92
- PKCS #11 standard 89
- pkcs11_startup 94
- pkcsconf 90, 96
- pkcsconf -t 97, 98
- pkcsconf -t command 94
- pkcsconf command 94
- pkcsslotd 89
- pseudo random number 25
 - examples 118
 - NIST compliant 25

R

- random number
 - generator functions 25
 - NIST compliant 25
- restrictionsICA token
 - ICA token 101
- return codes 103, 107
- RSA
 - examples 125

S

- secure hash 15
- security officer (SO) 90
- SHA-1 86
- SHA-224 15
- SHA-256 16
 - examples 115
- SHA-3 hash functions v
- SHA-384 17
- SHA-512 18
- SHA3-224 19
- SHA3-256 20
- SHA3-384 21
- SHA3-512 22
- SHAKE hash functions v
- SHAKE-128 23
 - example 113
- SHAKE-256 24
- shared linked library 171
- slot entry 94
- slot entry, defining 96
- slot manager 89, 94
 - starting 94
- slot token dynamic link libraries (STDLLs) 89
- SO
 - log-in PIN 96

- standard user (User)
 - log-in PIN 96
- starting the slot manager 94
- status information 97, 98
- STDLL 89
- STDLLs 89
- streaming operations
 - AES GCM 9
- structs 104
- summary of changes v
 - libica version 2.6 vi
 - libica version 3.0 v
 - libica version 3.1 v
 - libica version 3.2 v

T

- TDES 61
 - Cipher Based Message Authentication Code (CMAC) 65
 - Cipher Based Message Authentication Code (CMAC) intermediate 66
 - Cipher Based Message Authentication Code (CMAC) last 67
 - Cipher Block Chaining (CBC) 62
 - Cipher Block Chaining with Cipher text Stealing (CBC-CS) 63
 - Cipher Feedback (CFB) 64
 - Counter (CTR) mode 68
 - Counter (CTR) mode with list 69
 - Electronic Code Book (ECB) 70
 - Output Feedback (OFB) 71
- token
 - ICA token 89
 - initializing 96
 - libica token 89
- triple DES 61
- type definitions 103
- typedefs 104

U

- ucb
 - usage counter block 50
- usage counter block
 - ucb 50
- User
 - log-in PIN 96
- using libica 5
- utilities
 - icastats 110

Z

- z90crypt
 - alias name 2
- zcrypt status information 2

Readers' Comments — We'd Like to Hear from You

Linux on Z and LinuxONE
libica Programmer's Reference
Version 3.2

Publication No. SC34-2602-09

We appreciate your comments about this publication. Please comment on specific errors or omissions, accuracy, organization, subject matter, or completeness of this book. The comments you send should pertain to only the information in this manual or product and the way in which the information is presented.

For technical questions and information about products and prices, please contact your IBM branch office, your IBM business partner, or your authorized remarketer.

When you send comments to IBM, you grant IBM a nonexclusive right to use or distribute your comments in any way it believes appropriate without incurring any obligation to you. IBM or any other organizations will only use the personal information that you supply to contact you about the issues that you state on this form.

Comments:

Thank you for your support.

Submit your comments using one of these channels:

- Send your comments to the address on the reverse side of this form.
- Send your comments via email to: eservdoc@de.ibm.com

If you would like a response from IBM, please fill in the following information:

Name

Address

Company or Organization

Phone No.

Email address



Fold and Tape

Please do not staple

Fold and Tape

PLACE
POSTAGE
STAMP
HERE

IBM Deutschland Research & Development GmbH
Information Development
Department 3282
Schoenaicher Strasse 220
71032 Boeblingen
Germany

Fold and Tape

Please do not staple

Fold and Tape



SC34-2602-09

