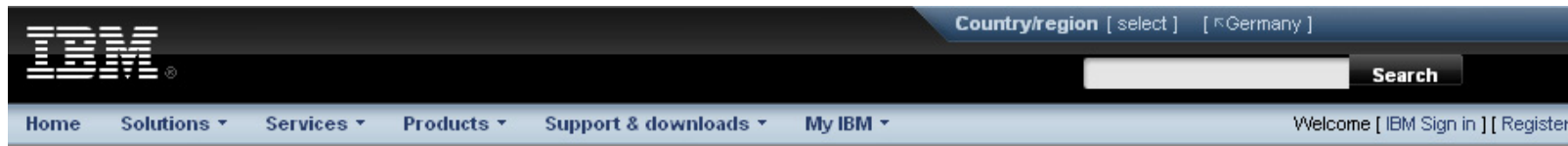




wichtige Neuerungen im *Shopz* :

 Bitte informieren sich sich hier

sowohl während der Bestellung als auch unter „Product Catalog“ in der linken Auswahlspalte stehen die Neuerungen zur Verfügung



- Shopz
- My orders
- My current order
- My profile
- My hardware systems
- My licensed software
- My installed software
- My downloads
- Product catalog**
- Help
- News
- Feedback
- Customer service
- Become user
- Assign reports

Shopz > My current order >

Step 4 of 8 Shop for products

Products - 2013-06-11 17.56.19

Select a view of the product catalog to add products. Repeat the process with other views, and then continue to the next step to review the complete contents of your order.

Products in order: 0

Catalog view (Products in this view: 46)

Group:

Language:

Filter:

Search field: Product ID Product description

Search for:

Sort by: Product ID Product description

Upload an installed software report for more filtering options.

es kann über Programmnummer oder Produktbeschreibung gesucht werden. Im Suchfeld können auch nur Teile eingegeben werden.

nach einem Klick auf „Show catalog“ wird der Katalog nach Programmnummer oder Produktbeschreibung angezeigt.

am Ende der Produktgruppenliste gibt es eine neue Auswahl für alle Programme

Fast access to Shopz

Welcome
Achim Mazurek

Current group
XYBank - DE 123456

- Manage group
- Sign out
- Edit profile

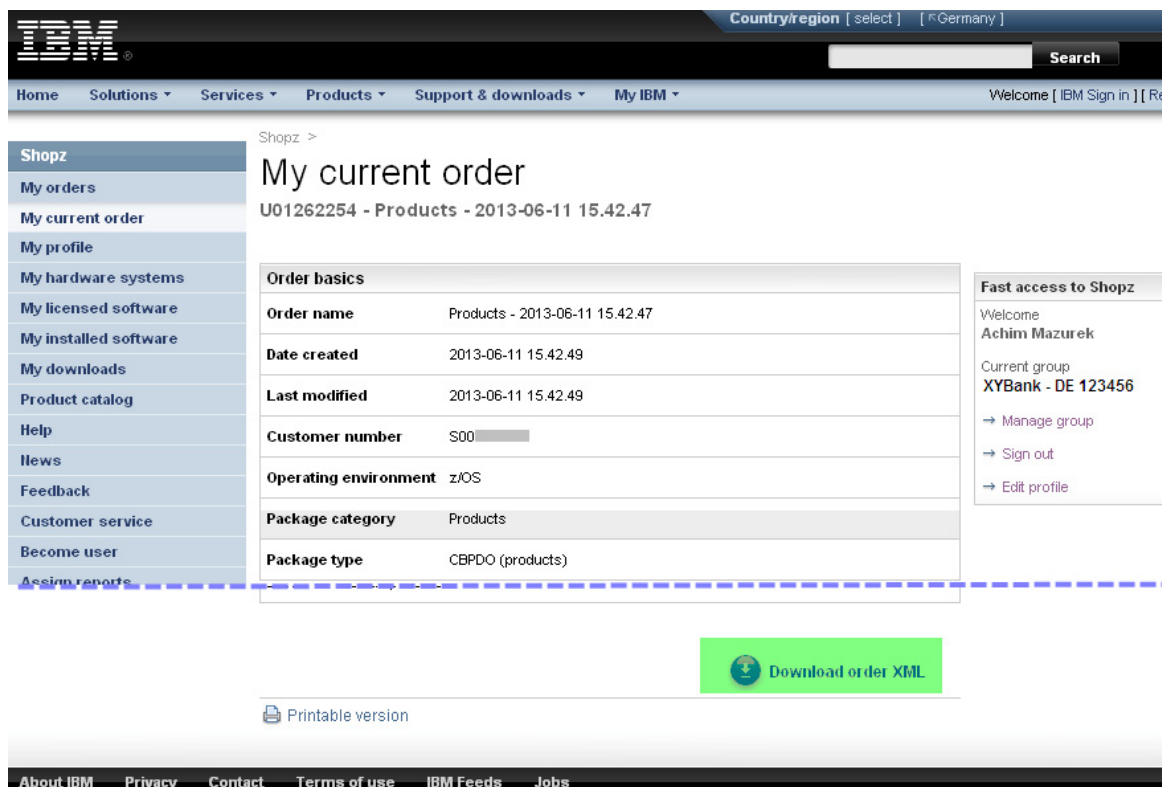
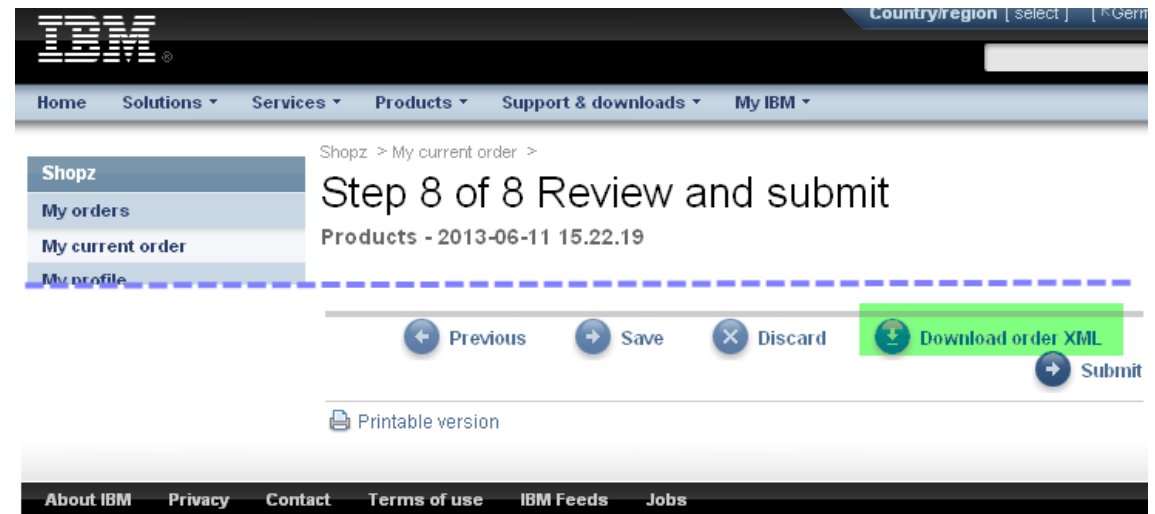
Tip All groups (738 Products)

→ View

Select one

- MVS - z/OS Operating System (67 Products)
- MVS - Websphere Application Server (31 Products)
- MVS - Application Development (116 Products)
- MVS - Internet/Networking (8 Products)
- MVS - Print Management (55 Products)
- MVS - System Mgmt. and Security (90 Products)
- MVS - Tivoli Monitoring (60 Products)
- MVS - Miscellaneous/Other (69 Products)
- MVS - All (496 Products - please be patient)
- DBS - DB2 (106 Products)
- DBS - IMS (91 Products)
- DBS - All (197 Products)
- CICS - All (39 Products)
- NCP - All (6 Products)
- All groups (738 Products)

im letzten Schritt 8 der Bestellung
als auch später unter „My current order“
können alle Angaben zu der Bestellung
als XML File heruntergeladen werden.



- Diese Möglichkeit steht nur bei Bestellungen zur Verfügung, die neue Lizenzen enthalten.
- Die XML Datei kann z.B. als Input zur einem Beschaffungssystem oder Asset Management System dienen.

unter „My licensed software“ werden Sie oben auf die Neuerung hingewiesen, dass Sie Ihre Lizenzdetails als CSV (für Tabellenkalkulation) oder XML (für z.B. Asset Management Systeme) herunterladen können.

The screenshot shows the IBM My licensed software interface. At the top, there is a navigation bar with the IBM logo, a search bar, and a 'Country/region' dropdown set to 'Germany'. Below this is a main navigation menu with options like Home, Solutions, Services, Products, Support & downloads, and My IBM. A sidebar on the left contains a 'Shopz' menu with items like My orders, My current order, My profile, My hardware systems, My licensed software (highlighted), My installed software, My downloads, Product catalog, Help, News, Feedback, Customer service, Become user, and Assign reports.

The main content area is titled 'My licensed software' and includes a sub-header 'Shopz >'. Below this, there is a message: 'Select one or more of your hardware systems and then click on the report you would like to view.' A green box highlights the text: 'For license details reports, you may also save the results to a file.'

A table titled 'Hardware systems for customer number S00' is displayed. The table has the following columns: Aggregation, Select, Hickname, Designated machine / Description, Type-model, Serial no., and System no. Two rows are visible:

Aggregation	Select	Hickname	Designated machine / Description	Type-model	Serial no.	System no.
None	<input type="checkbox"/>	20595100.....	20595100..... / S&S Designation Unit	2059-B17	?	?
	<input type="checkbox"/>	20975.....	20975..... / IBM z10 EC, 16 Engines	2097-716

Below the table, there are several links: Software license overview, Software license details, z/OS version chessboard, z/VM version chessboard, and z/VSE version chessboard. A green box contains two buttons: 'Save the license details in CSV format' and 'Save the license details in XML format'. Below this, there is a text prompt: 'Is the software license overview or details for your selected systems complete and accurate? If not, please explain(maximum 1000 chars) and click the Send button'. A text input field and a 'Send' button are provided.

On the right side, there is a 'Fast access to Shopz' box with a welcome message for Achim Mazurek, current group 'XYBank - DE 123456', and links for Manage group, Sign out, and Edit profile. Below this is a 'Tip' box with a link to 'Report inaccuracies in your license information.'

At the bottom of the page, there is a footer with links for About IBM, Privacy, Contact, Terms of use, IBM Feeds, and Jobs.

The screenshot shows the IBM Shopz user interface. A navigation menu on the left includes 'Shopz', 'My orders', 'My profile', and 'My hardware systems'. The main content area displays the user's group as 'XYBank - DE 123456'. A 'Fast access to Shopz' sidebar on the right contains 'Welcome Achim Mazurek', 'Current group XYBank - DE 123456', and links for 'Manage group', 'Sign out', and 'Edit profile'. A 'User Groups' section provides instructions on access control. A 'More Details' link is present next to the customer number 'S001ABC2XY'. A 'Tip' box advises signing out. A separate window titled 'IBM Customer Number Detail Information' shows a table with 'Current IBM Customer Number(s)' and 'Previous IBM Customer Number(s)'. A red double-headed arrow labeled '3.' connects 'S001ABC2XY' and '123456'. Red callouts '1.', '2.', and '3.' point to the 'Edit profile' link, the 'More Details' link, and the mapping arrow respectively.

Current IBM Customer Number(s)	Previous IBM Customer Number(s)
S001ABC2XY	123456

IBM Customer Number Detail Information

The Current IBM Customer Number(s) are the customer number(s) that you will use to place your Shopz orders.

The Previous IBM Customer Number(s) are the customer numbers that IBM used to migrate your information for Shopz ordering.

User Groups

- Access to customer numbers is controlled through group membership.
- Access to ShopzSeries features is based on your role in the group.
- Contact your group manager directly to request changes to your roles.

Group Name XYBank - DE 123456

Customer numbers S001ABC2XY [More Details](#)

Group Managers

- [\[redacted\]@ibm.com](#)
- [fr\[redacted\]@ibm.com](#)

Your roles in group

- Product order modifier
- Product order creator
- Service order modifier

Fast access to Shopz

Welcome Achim Mazurek

Current group XYBank - DE 123456

- Manage group
- Sign out
- Edit profile

Tip

Remember to sign out when you are finished.