


Monitor. Manage. Perform.

Scorecarding with IBM Cognos Business Intelligence



Abstract

Scorecards help you define, monitor and manage your company's critical metrics. By translating tactics and strategies into specific, measurable objectives, scorecards help you link corporate strategy to operations and ensure that your company's goals are consistently defined, understood and communicated. IBM Cognos® Business Intelligence Scorecarding can pull data from diverse sources and let you present your metrics in a consistent manner across the enterprise—from discrete tactical projects to company-wide initiatives.

Overview

All companies juggle a variety of competing priorities: developing new markets, launching new products, improving quality, serving customers, managing human resources, driving innovation and ultimately, increasing shareholder value.

These priorities, in one form or another, make up the basic elements of almost any company's strategy. Executives and managers determine the value that each of these priorities delivers for the particular situation, their relative importance, and the interactions among the processes that drive them. Once these have been determined, executives can integrate these priorities into a strategic plan and communicate that plan to employees throughout the organization.

Historically, companies have relied primarily on financial metrics to set priorities and guide decision-making. But this approach is proving increasingly ineffective. Financial metrics reveal only the effect of decisions made in the past. In a complex and challenging economy, companies need to pay more attention to forward-looking or "leading" metrics that are tied to the company's value drivers. Companies need to integrate leading metrics into a performance management environment that can be deployed across the entire organization. Leading metrics, such as customer satisfaction, are based on cause-and-effect relationships. They can alert companies to problems before they adversely affect the bottom line.

For example, declining customer satisfaction can point to an eventual drop in sales and a loss of market share. Many departments' activities affect customer satisfaction and employees in each department need to know their roles and responsibilities and where they fit into the overall customer satisfaction strategy. Until now, this has been easier said than

done. One of the biggest challenges companies face has been in consolidating performance information from disparate data sources into a coherent system that people can trust. Each data source—ERP, CRM, spreadsheets, flat files, data marts and others—provides important information about a particular aspect of the company's performance. But each collects, defines, and displays the information in a different way.

Disparate data creates confusion and inefficiency, and diffuses accountability. Metrics based on this data are often incomplete, conflicting, or limited to a particular department or function. A common problem among managers working with this data is that they spend more time discussing the validity of the data than using it to manage performance. Metrics may show that a problem exists, but not who is responsible for solving it. In addition, managers may interpret metrics differently from what executives intend. As a result, their teams may focus on objectives that conflict with overall strategic goals. Without commonly understood definitions and a consistently defined view of performance, executives have difficulty understanding how the company is performing overall, whether the company is going in the right direction, and who is responsible for taking corrective action. Managers have no way of monitoring their departments' performance relative to the overall strategy, and risk misallocating resources. Employees have little opportunity to collaborate for effective decision-making. So despite an abundance of performance data, companies still make many key decisions based only on gut feel and best guesses.

Business problems

Three common business pains

Experts identify three common pain-points for companies operating in today's ultra-competitive business environment.

Lack of alignment

When they lack a commonly shared and understood strategy, companies risk wasting resources and effort. In the absence of commonly shared metrics, managers may measure performance in areas not related to the corporate strategy or aligned in the correct way.

This usually leads to managers suggesting different priorities or providing conflicting solutions to performance problems. In "Using the Balanced Scorecard as a Strategic Management System," Balanced Scorecard creators Drs. Robert Kaplan and David Norton described how the 25 executives at a then-

recently merged bank agreed “to provide superior service to targeted customers,” only to find out later that each executive had a different definition of “superior service” and a different image of “targeted customers.”¹

Disagreement on what is important

Without a shared understanding of corporate goals, there is no clarity as to what is or is not a priority. Human and financial resources can be spread too thin and managers can be distracted by those opportunities that are easiest to capitalize on (the proverbial “low-hanging fruit”). But the managers may do little to pursue higher-level strategic goals and individual employees may be caught between competing or conflicting initiatives, lacking both the context and information they need to decide where to focus.

Lack of accountability and ownership

Every employee knows they are responsible for some part of driving corporate performance. But not every employee knows when or if they are responsible for solving a specific performance problem. Many problems persist or go unaddressed simply because no one person, team, or department has been specifically assigned to solve them. Also, many problems span departments and functions. So people in each department need to understand how their decisions affect other departments. Yet few employees have the means to look beyond their respective silos.

A scorecarding system can help address all three of these business pains.

Business drivers

What is scorecarding?

Scorecarding is an approach to monitoring, measuring, and managing performance at a tactical or strategic level for an organization, a team, or an individual employee. At the tactical level, employees and managers use scorecards to monitor performance against quantifiable targets for discrete, specific projects. At the strategic level, scorecards can be a valuable tool in a corporate-wide performance management system that executives use to map out the overall corporate strategy and communicate it throughout the organization.

A scorecard typically consists of a list of key performance indicators (KPIs) or metrics that present performance data for a business process or strategic goal. Most scorecards include a variety of graphical elements and feature a color scheme and

trend arrows that indicate whether performance is on or off target and whether it is trending up or down. Most scorecards, such as those used in Balanced Scorecard implementations, use a mix of financial and non-financial information, including leading and lagging (financial) indicators, and corresponding strategy maps.

The Balanced Scorecard first appeared in the Harvard Business Review in 1992. In their seminal article, *The Balanced Scorecard: Measures that Drive Performance*, Kaplan and Norton asserted that a company’s financial metrics reflected the effects of only a small proportion of the decisions made within a company.² They said that a company’s true value could be more accurately evaluated and increased by identifying the value created by the interplay of people, processes, and other intangible assets such as customer relationships, employee skills, and brand. These dynamics would be aligned with the overall strategy and progress could best be measured with metrics grouped into four interconnected perspectives: financial, customer, internal processes, and learning and growth.

These perspectives help companies answer fundamental questions about their business performance. For example:

- Financial: What should we focus on to meet shareholder expectations?
- Customer: How can we deliver more value to customers in key market segments?
- Internal processes: At which operational processes must we excel to satisfy shareholders and targeted customers?
- Learning and growth: How can we sustain our ability to change and improve?

Scorecards enable companies to translate strategy into specific, measurable objectives that can be consistently defined, understood, and communicated. The Balanced Scorecard defines a company’s key value drivers and shows how these drivers interact to create value and build competitive advantage. One component of the Balanced Scorecard is the strategy map, a visual tool that shows the cause-and-effect relationships between strategic goals, the processes that companies use to achieve these goals and the tangible and intangible assets required to achieve the goals. The Balanced Scorecard has proved immensely successful, helping some companies move from last to first in their industry in a short period of time. Many companies rely on the Balanced

Scorecard, or a modified version of it, to manage their performance. Companies also use the Balanced Scorecard in conjunction with methodologies such as Six Sigma, Total Quality Management (TQM), Activity-Based Costing (ABC), and Economic Value Added (EVA).

Scorecarding software applications

Some companies have tried to support their scorecarding initiatives with a mix of purchased and homegrown software applications. Many of these solutions are connected to ERP systems in a manner that requires extensive coding to modify. This can make them more of a burden than a benefit when the company changes its priorities and benchmarks in response to changing market conditions. Home-grown applications consist primarily of static HTML pages and usually offer only limited analytical capabilities. They rarely deliver the functionality required to adequately address performance issues. They may show that performance is off track, but rarely provide any insight as to why this might be the case.

Companies need a scorecarding application that can be delivered to every employee so they can monitor their own performance. Companies also need an application that provides the necessary analytic capabilities that will enable managers to understand why performance is on or off track.

The solution

Managing performance with Cognos Business Intelligence Scorecarding

Cognos Business Intelligence Scorecarding is software that lets you create, manage and present your company's critical metrics and help users throughout the organization understand the dynamic cause-and-effect relationships of the key processes behind those metrics. Cognos Business Intelligence Scorecarding drives accountability and lets you create a consistent and reliable source of metrics for individual employees, managers and executives. Most important, it links individual decisions and tactics to corporate goals and strategy.

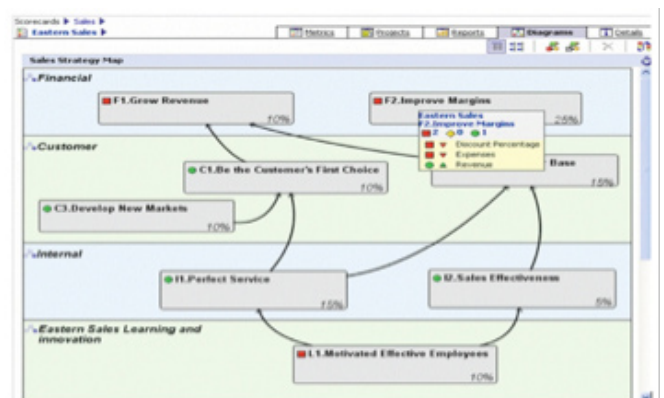
You can use Cognos Business Intelligence Scorecarding to manage the full scope of business processes: from discrete projects at the tactical level to corporate-wide strategies. It can be deployed to a few users or across business units, operating subsidiaries and geographic regions. And it can be used to manage performance along with a range of other methodologies mentioned earlier: Six Sigma, Total Quality Management (TQM), Activity-Based Costing (ABC) and

Economic Value Added (EVA). Cognos Business Intelligence Scorecarding helps business users quickly find answers to common questions, regardless of the management methodology they use. For example:

- How have we performed against this metric in the past?
- Who is involved in solving this problem? Have corrective actions been taken?
- What are the factors driving performance?
- What other processes or metrics are affected?
- What are the details behind this metric? How is it calculated?

Part of a complete business intelligence solution

Scorecarding is a core capability of Cognos Business Intelligence, the only BI solution to provide complete BI capabilities for all users, from a single product, on a single architecture. While many scorecarding initiatives fail because of a lack of adoption by middle management, connecting scorecards to a broader BI environment can increase adoption within this key audience. Cognos Business Intelligence Scorecarding provides direct access to BI reports, analysis, and alerts that help business users go beyond their metrics to analyze and understand the factors that drive performance. It provides managers with the relevant tactical information they need to translate strategy into action.



Strategy map with associated metrics

How Cognos scorecarding solves business pains

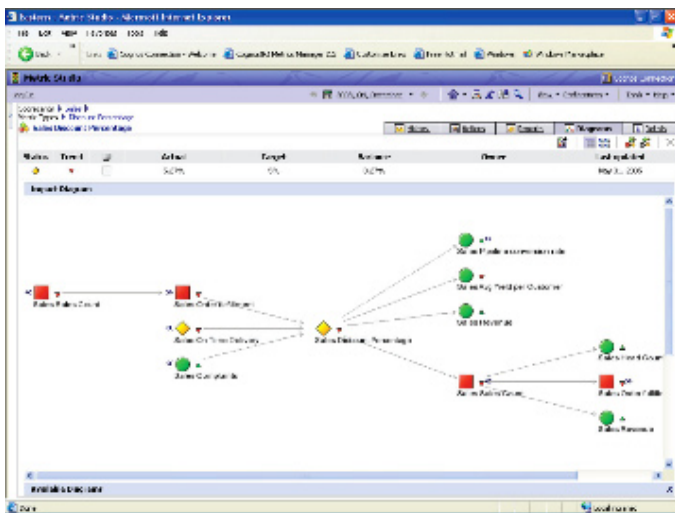
Ensuring alignment

Reliable and consistent information

You can use Cognos Business Intelligence Scorecarding to create the single and trusted source of performance data that business users need to monitor their performance against targets. Administrators can create a metric, process diagram, or scorecard once and use it across the organization to ensure that everyone is sharing the same definitions and working toward the same targets.

Understand key relationships

Strategy maps and impact analysis diagrams help users understand the cause-and-effect relationships of key processes and metrics. Administrators can create these directly within the application using intuitive wizards and design tools.



Cause-and-effect diagram

Build metrics and scorecards easily

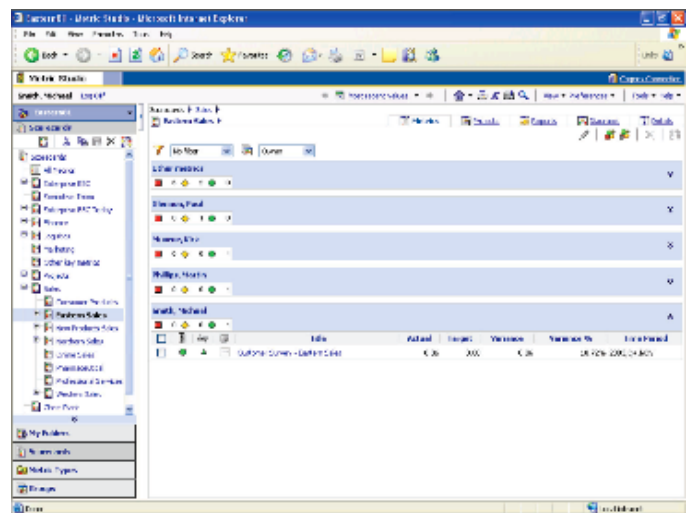
Metrics can integrate a range of cross-functional data from any source, including OLAP and dimensionally aware relational data, ERP and CRM systems, spreadsheets, flat files, legacy and mainframe data, and user-entered values. Intuitive wizards guide administrators through the metrics and scorecard design process.

Increase focus on key issues

Flexible viewing options

Cognos Business Intelligence Scorecarding lets users organize and view their scorecards in different ways to focus attention on key issues. Users can group metrics and scorecards:

- by status to quickly identify problem areas.
- by owner to understand accountability.
- by strategy map to see how processes and metrics support corporate strategy.



Metrics grouped by owner

Immediate awareness of issues

Users can choose to be notified any time the status of a metric changes. Alerts can be automatically delivered through email or to a user's mobile device, allowing the user to see at a glance which metrics need immediate attention. If performance falls below a designated threshold, users can be alerted and take immediate action. They can also access related business intelligence sources and reports to analyze the underlying causes, and collaborate with others to find a solution.

Ensure ownership and accountability

Metric ownership

Every metric within Cognos Business Intelligence Scorecarding has an identified primary owner to ensure that performance issues are not overlooked.

Manage corrective actions

Embedded initiative tracking and collaboration capabilities help users manage actions or projects they undertake when a metric turns red or begins a downward trend.

Initiative	Name	Owner	%	Planned Start	Actual Start	Planned Finish	Actual Finish
Lower Prices on some product lines	Lower Prices on some product lines	Mark Englund	100.00%	Sep 25, 2008	Aug 25, 2008	Sep 25, 2008	Oct 15, 2008
Discount Approval Process	Discount Approval Process	Mark Englund	10%	Nov 30, 2008	Oct 30, 2008	Nov 7, 2007	Nov 7, 2007
New Discount Approval	New Discount Approval	Don Stevens	0%	Nov 7, 2007	Nov 7, 2007	Nov 30, 2007	Nov 30, 2007

Initiative tracking

Embedded business intelligence capabilities

Users can access BI reports, analysis, dashboards, and other content from within the scorecarding environment to analyze the factors that affect performance. Users can also access Microsoft® Word documents, websites, and other information without leaving the scorecarding application.

Conclusion

Good decisions are the building blocks of great business performance. And Cognos Business Intelligence Scorecarding helps organizations of all sizes, in all industries make smarter decisions. Scorecards link strategy to operations and provide business units, departments and individuals with a common understanding of metrics and actionable information about basic, day-to-day business performance:

Cognos Business Intelligence Scorecarding is built on a proven technology platform, designed to upgrade seamlessly and scale for the broadest of deployments. It is part of a complete performance management system that connects forecasts, plans, targets and actuals with underlying operational data. And in today's challenging economy, Cognos Business Intelligence Scorecarding can be an invaluable tool to help guide you from the leading indicators of your daily business to a leadership position in your industry.

IBM Cognos 10: Intelligence unleashed

Smarter Decisions. Better Results.

Cognos 10 delivers a revolutionary new user experience and expands traditional business intelligence (BI) with planning, scenario modeling, real-time monitoring and predictive analytics. With the ability to interact, search and assemble all perspectives of your business, Cognos 10 provides a limitless BI workspace to support how people think and work.

Cognos 10 enables organizations to outperform by providing:

- Analytics that everyone can use in a BI workspace that sharpens individual skills to answer key business questions
- Collective intelligence with built-in collaboration and social networking to connect people and insights to gain alignment
- Actionable insight everywhere in mobile, real-time and business processes to instantly respond at the point of impact

Built on a proven technology platform, Cognos 10 is designed to upgrade seamlessly and to cost-effectively scale for the broadest of deployments. Cognos 10 provides you and your organization the freedom to see more, do more—and make the smart decisions that drive better business results.

About IBM Business Analytics

IBM Business Analytics software delivers complete, consistent and accurate information that decision-makers trust to improve business performance. A comprehensive portfolio of business intelligence, advanced analytics, financial performance and strategy management and analytic applications gives you clear, immediate and actionable insights into current performance and the ability to predict future outcomes.

Combined with rich industry solutions, proven practices and professional services, organizations of every size can drive the highest IT productivity and deliver better results.

For more information

For further information or to reach a representative:

ibm.com/cognos

Request a call

To request a call or to ask a question, go to ibm.com/cognos/contactus. An IBM Cognos representative will respond to your enquiry within two business days.

Endnotes

¹ Robert Kaplan, David Norton, Using the Balanced Scorecard as a Strategic Management System, Harvard Business Review, January-February 1996.

² Robert Kaplan, David Norton, The Balanced Scorecard: Measures that Drive Performance, Harvard Business Review, January-February 1992.



© Copyright IBM Corporation 2011

IBM Canada Ltd.
3755 Riverside Drive
Ottawa ON K1G 4K9
Canada

Produced in Canada
February 2011
All Rights Reserved

IBM, the IBM logo and ibm.com are trademarks or registered trademarks of International Business Machines Corporation in the United States, other countries, or both. If these and other IBM trademarked terms are marked on their first occurrence in this information with a trademark symbol (® or ™), these symbols indicate U.S. registered or common law trademarks owned by IBM at the time this information was published. Such trademarks may also be registered or common law trademarks in other countries. A current list of IBM trademarks is available on the Web at "Copyright and trademark information" at ibm.com/legal/copytrade.shtml. Other company, product and service names may be trademarks or service marks of others.

References in this publication to IBM products and services do not imply that IBM intends to make them available in all countries in which IBM operates.

P25748



Please Recycle
