



*Improving Decision Making:
Executive Dashboard
and Stimulus*

Ms. Radha Sekar
Assistant Deputy Under Secretary
of Defense for Financial Management

Office of the Under Secretary of Defense (Comptroller)
Financial Reporting and Analysis Directorate



**6th Annual IBM Cognos
Government Forum**

Information Management

Cognos.
software

Strategic Plan

Under Secretary of Defense (Comptroller) Strategic Plan (FY 2005-2009)

Mission

Ensure that the Department's budget and financial expenditures support the national security objectives of the United States.

Vision

To be an integrated financial management organization that is the recognized leader in providing authoritative and timely management information and advice for the Department of Defense.

Budget Development and Execution

Financial Stewardship

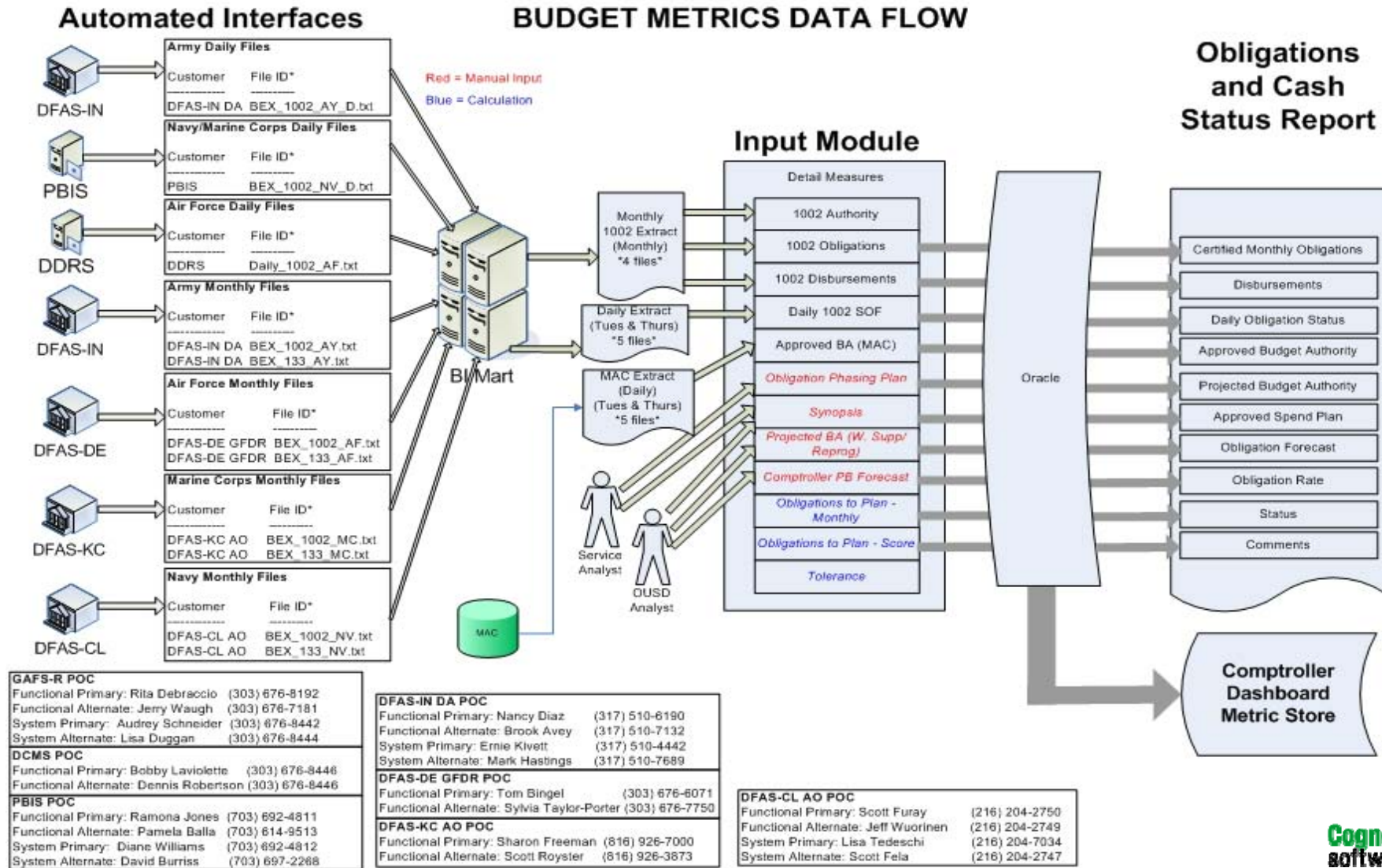
Financial Analysis and Reporting

Business Transformation

Financial Management

We link resources to planned & actual business outcomes & warfighter missions

Executive Dashboard Solution View



Executive Dashboard Entry Portal

Cognos Connection Metric Studio Event Studio Query Studio

Sheth, Priya [Log Off](#) Home [] Tools Help

FY2009 Executive Dashboard | Financial Metrics | OUSD(C) | Public Folders | My Folders | Army Analysis



<p>DoD Budget Execution</p> <ul style="list-style-type: none"> Obligation & Cash Status <ul style="list-style-type: none"> Recovery Act - Stimulus Overseas Contingency Operations Cost (OCOC) <ul style="list-style-type: none"> Congressional Reports Special Interest Areas <ul style="list-style-type: none"> Annual Discretionary Budget Authority Stimulus Summary Stimulus Detail General Transfer Authority Net Fuel Gain / Loss Personnel Expense DoD Healthcare Eligible Beneficiaries Unified Medical Budget Major Range Test Facility Bases (MRTFB) Expired Years Budget Execution 	<p>DoD Financial Improvement</p> <ul style="list-style-type: none"> Financial Operations Executive Summary <ul style="list-style-type: none"> Financial Operations Metrics Sparklines BTA Financial Visibility Metrics Financial Improvement & Audit Readiness Metrics Financial Management Highlights by Quarter Cost Accounting 		
<p>OUSD Comptroller Focus Areas</p> <table border="1" style="width: 100%;"> <tr> <td style="vertical-align: top;"> <p>Reporting Agencies</p> <ul style="list-style-type: none"> DCAA Metrics DFAS Metrics <p>Common Calendar</p> <p>Personnel/Pay Council</p> </td> <td style="vertical-align: top;"> <p>DoD Financial Indicator Reports (FIR)</p> <ul style="list-style-type: none"> Financial Indicators Report (FIR) Service Breakout <p>Workforce Management</p> </td> </tr> </table>		<p>Reporting Agencies</p> <ul style="list-style-type: none"> DCAA Metrics DFAS Metrics <p>Common Calendar</p> <p>Personnel/Pay Council</p>	<p>DoD Financial Indicator Reports (FIR)</p> <ul style="list-style-type: none"> Financial Indicators Report (FIR) Service Breakout <p>Workforce Management</p>
<p>Reporting Agencies</p> <ul style="list-style-type: none"> DCAA Metrics DFAS Metrics <p>Common Calendar</p> <p>Personnel/Pay Council</p>	<p>DoD Financial Indicator Reports (FIR)</p> <ul style="list-style-type: none"> Financial Indicators Report (FIR) Service Breakout <p>Workforce Management</p>		

The Executive Dashboard delivers financial visibility of budget execution, financial improvement & Comptroller focus areas in a single integrated website... just click, click, click!



Level 1 Summary Report

[Home](#)

[Service Detail](#)

[Defense Agency Detail](#)

[Help](#)

[Email](#)

Executive Dashboard Obligation and Cash Status Account Summary In Billions

● - Excellent ◆ - Average ■ - Poor

The decision maker can access data by clicking on links

	Status as of Jan	Monthly 1002 Obligations as of Jan	Component Spend Plan as of Jan	Obligation Rate as of Jan	Approved Budget Authority as of Mar-04	Projected Budget Authority as of Mar-04	Daily Obligation Status as of Mar-04	Forecast at Sep-30	Projected -Shortfall/ Remaining at Sep-30
Operation and Maintenance - 2009	■	\$91.3	\$82.8	110.3%	\$231.4	\$231.4	\$107.0	\$0.0	\$231.4
Military Personnel - 2009	●	\$43.5	\$44.0	98.9%	\$115.8	\$115.8	\$56.4	\$0.0	\$115.8
RDTE - 2009/2010	●	\$33.5	\$30.7	109.1%	\$80.7	\$80.7	\$26.6	\$0.0	\$80.7
RDTE - 2008/2009	◆	\$73.5	\$70.7	104.0%	\$79.6	\$79.6	\$56.4	\$58.5	\$21.1
Procurement - 2009/2011	●	\$28.5	\$28.0	101.8%	\$92.2	\$92.2	\$34.6	\$0.0	\$92.2
Procurement - 2008/2010	●	\$113.1	\$118.7	95.3%	\$145.5	\$145.5	\$114.0	\$144.2	\$1.3
Procurement - 2007/2009	◆	\$112.6	\$114.9	98.0%	\$118.3	\$118.3	\$113.0	\$112.3	\$6.0
Shipbuilding - 2009/2013	◆	\$7.0	\$9.3	75.3%	\$12.9	\$12.9	\$7.2	\$0.0	\$12.9
Shipbuilding - 2008/2012	●	\$9.9	\$10.3	96.1%	\$12.7	\$12.7	\$10.0	\$0.0	\$12.7
Shipbuilding - 2007/2011	●	\$8.6	\$8.7	98.9%	\$9.5	\$9.5	\$8.7	\$9.7	-\$0.1
Shipbuilding - 2006/2010	●	\$10.1	\$10.3	98.1%	\$11.0	\$11.0	\$10.2	\$10.9	\$0.1
Shipbuilding - 2005/2009	●	\$8.9	\$8.9	100.0%	\$9.8	\$9.8	\$8.9	\$9.8	\$0.0
Total		\$540.6	\$537.2	100.6%	\$919.4	\$919.4	\$553.0	\$345.4	\$574.0

Services

[Army](#)

[Navy](#)

[Marine Corps](#)

[Air Force](#)

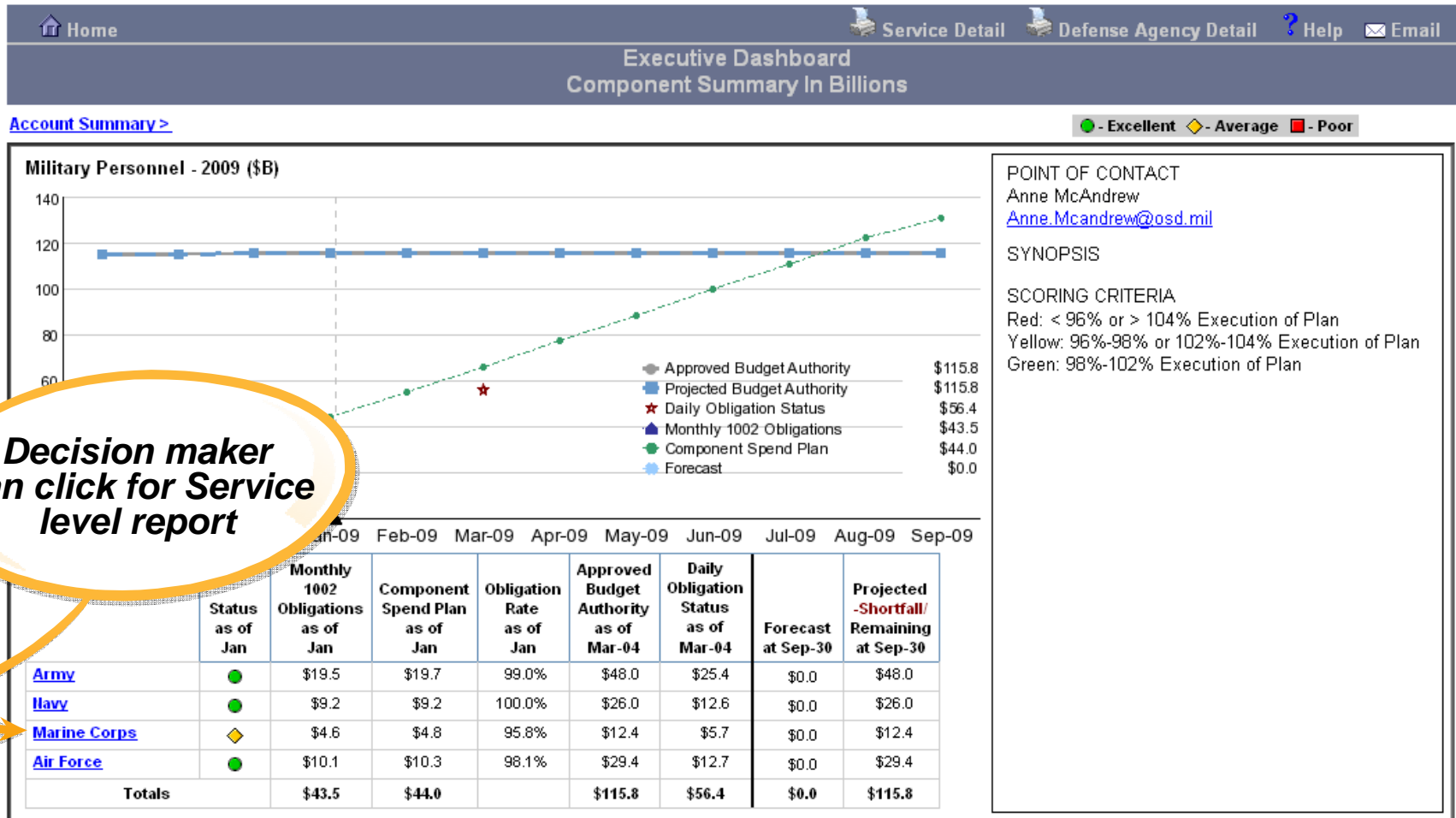
[Defense Agencies](#)

[Investment Summary](#)

[Working Capital Fund](#)

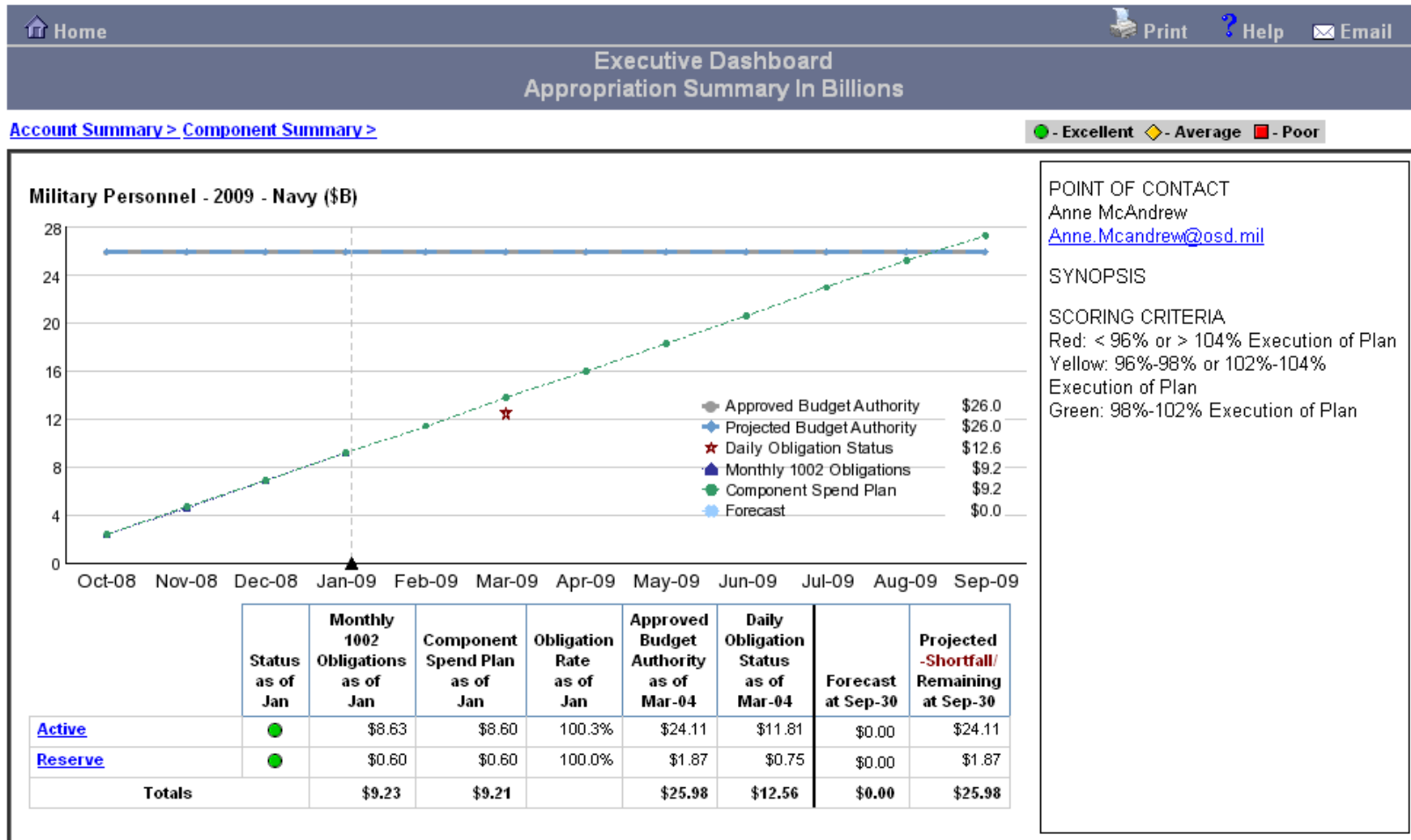
It offers the highest level summary of budget execution data across major appropriation groups

Level 2 Service-Level Report



It allows users to filter major appropriation groups with all Components

Level 3 Service-Specific Report



It allows users to see a Component's status and its pieces by appropriation (basic symbol)

Executive Dashboard Stimulus

Cognos Connection Metric Studio Event Studio Query Studio

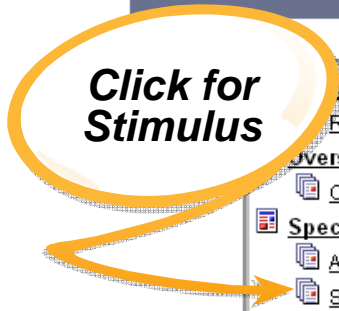
Sheth, Priya [Log Off](#) Home [] Tools Help

FY2009 Executive Dashboard | Financial Metrics | OUSD(C) | Public Folders | My Folders | Army Analysis



DoD Budget Execution

- [Budget & Cash Status](#)
- [Recovery Act - Stimulus](#)
- [Overseas Contingency Operations Cost \(OCOC\)](#)
- [Congressional Reports](#)
- Special Interest Areas**
 - [Annual Discretionary Budget Authority](#)
 - [Stimulus Summary](#)
 - [Stimulus Detail](#)
 - [General Transfer Authority](#)
 - [Net Fuel Gain / Loss](#)
 - [Personnel Expense](#)
 - [DoD Healthcare Eligible Beneficiaries](#)
 - [Unified Medical Budget](#)
 - [Major Range Test Facility Bases \(MRTFB\)](#)
 - [Expired Years Budget Execution](#)



DoD Financial Improvement

- Financial Operations Executive Summary**
 - [Financial Operations Metrics Sparklines](#)
 - [BTA Financial Visibility Metrics](#)
 - [Financial Improvement & Audit Readiness Metrics](#)
 - [Financial Management Highlights by Quarter](#)
- Cost Accounting**

OUSD Comptroller Focus Areas

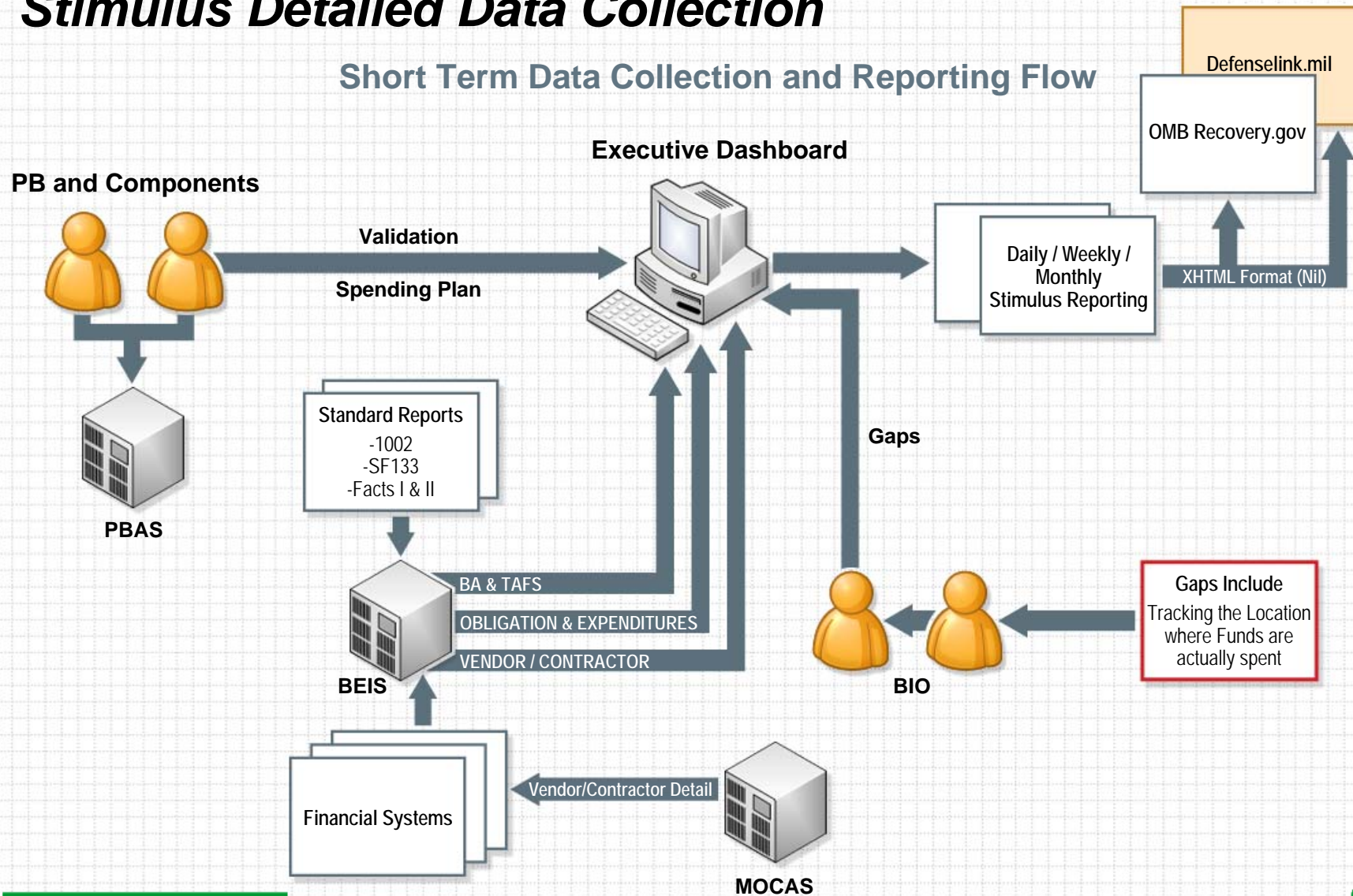
- | | |
|---|---|
| Reporting Agencies <ul style="list-style-type: none">DCAA MetricsDFAS Metrics | DoD Financial Indicator Reports (FIR) <ul style="list-style-type: none">Financial Indicators Report (FIR)Service Breakout |
| Common Calendar <ul style="list-style-type: none">Personnel/Pay Council | Workforce Management |

We keep the Executive Dashboard user friendly to access accurate, reliable, and timely information. So timely...It also includes the Stimulus!



Stimulus Detailed Data Collection

Short Term Data Collection and Reporting Flow



Executive Dashboard Stimulus

Home

 Print
 Help
 Email

Executive Dashboard
Recovery Act - Stimulus in Millions

	Status	Monthly 1002 Obligations as of	Component Spend Plan as of Apr-03	Obligation Rate as of Apr-03	Approved Budget Authority as of Apr-03	Weekly Obligation Status as of Apr-03
Operation & Maintenance 2009/2010		\$0	\$0	0%	\$4,240	\$0
Operation & Maintenance 2009/2011		\$0	\$0	0%	\$15	\$0
RDT&E 2009/2010		\$0	\$0	0%	\$300	\$0
Military Construction 2009/2013		\$0	\$0	0%	\$2,190	\$0
Family Housing 2009/2013		\$0	\$0	0%	\$115	\$0
Family Housing 2009/2010		\$0	\$0	0%	\$20	\$0
HomeOwners Assistance Fund X/X		\$0	\$0	0%	\$555	\$0

It offers detailed level data for Stimulus tracking

Information Management

Cognos.
software



Executive Dashboard Stimulus

Home Print ? Help Email

**Executive Dashboard
Recovery Act - Stimulus
Detail as of April 3, 2009 (\$)**

Agency Code	Account Code	Sub-Account Code	Program Description "Account Title"	Total Appropriation	Total Obligations	Total Expenditures	Major Completed Actions	Major Planned Actions
17	1116		OPERATION AND MAINTENANCE, MARINE CORPS, RECOVERY ACT (2009/2010)	113,865,000	0	0		
17	1117		OPERATION AND MAINTENANCE, MARINE CORPS RESERVE, RECOVERY ACT (2009/2010)	39,909,000	0	0		
17	1206		MILITARY CONSTRUCTION, NAVY, RECOVERY ACT (2009/2013)	280,000,000	0	0		
17	1320		RESEARCH, DEVELOPMENT, TEST, AND EVALUATION, NAVY	75,000,000	0	0		

It offers detailed level data for Stimulus tracking



Executive Dashboard Stimulus

Cognos Connection Metric Studio Event Studio Query Studio

Sheth, Priya [Log Off](#) Home Search Tools Help

FY2009 Executive Dashboard | Financial Metrics | OUSD(C) | Public Folders | My Folders | Army Analysis



DoD Budget Execution <ul style="list-style-type: none">Obligation & Cash Status<ul style="list-style-type: none">Recovery Act - StimulusOverseas Contingency Operations Cost (OCOC)<ul style="list-style-type: none">Congressional ReportsSpecial Interest Areas<ul style="list-style-type: none">Annual Discretionary Budget AuthorityStimulus SummaryStimulus DetailGeneral Transfer AuthorityNet Fuel Gain / LossPersonnel ExpenseDoD Healthcare Eligible BeneficiariesUnified Medical BudgetMajor Range Test Facility Bases (MRTFB)Expired Years Budget Execution	DoD Financial Improvement <ul style="list-style-type: none">Financial Operations Executive Summary<ul style="list-style-type: none">Financial Operations Metrics SparklinesBTA Financial Visibility MetricsFinancial Improvement & Audit Readiness MetricsFinancial Management Highlights by QuarterCost Accounting						
OUSD Comptroller Focus Areas <table border="1"><tr><td>Reporting Agencies<ul style="list-style-type: none">DCAA MetricsDFAS Metrics</td><td>DoD Financial Indicator Reports (FIR)<ul style="list-style-type: none">Financial Indicators Report (FIR)Service Breakout</td></tr><tr><td>Common Calendar</td><td>Workforce Management</td></tr><tr><td>Personnel/Pay Council</td><td></td></tr></table>		Reporting Agencies <ul style="list-style-type: none">DCAA MetricsDFAS Metrics	DoD Financial Indicator Reports (FIR) <ul style="list-style-type: none">Financial Indicators Report (FIR)Service Breakout	Common Calendar	Workforce Management	Personnel/Pay Council	
Reporting Agencies <ul style="list-style-type: none">DCAA MetricsDFAS Metrics	DoD Financial Indicator Reports (FIR) <ul style="list-style-type: none">Financial Indicators Report (FIR)Service Breakout						
Common Calendar	Workforce Management						
Personnel/Pay Council							

The Executive Dashboard also helps the Department achieve audit readiness to prepare auditable financial statements



Financial Operations Metric Sparklines

Metric	Inception Point	Trend	To Date	% Change from Inception	YTD Progress Goal	YTD Progress	Status
Accounts Payable Index							
CP - Interest Penalties Paid Commercial Payments	345 Oct 2000	<p>Synopsis: This is both a Department and a Chief Financial Officer Council/Office of Management and Budget metric which emphasizes the need to eliminate payments of interest penalties to contractors and vendors. Since 2001, DFAS and the Components have aggressively reduced interest penalty payments from \$349 to a cumulative of \$122 per million dollars of invoices paid in December 2008, for a cost avoidance savings of \$327.7M. As the Department continues to deploy Wide Area Work Flow (WAWF) and take other measures, we will continue to see a decline in interest paid. Issue: The major Service related problems throughout the DoD network continue to be late receiving reports. Corrective Action(s): Working with Customer to improve timeliness of Receiving Reports. ECD to Green: Achieved</p>	122 Dec 2008	65%	125	●	●
EC - Electronic Invoices	63.7% Dec 2004	<p>Synopsis: This metric measures the extent to which the Department is moving to electronic processing of invoices. The electronic receipt and processing of invoices considerably streamlines workflow, ensures greater efficiency, and reduces costs. Improvements are reliant upon the participation of DoD vendors submitting electronic invoices and upon enforcement of this requirement by DoD Components. Not identified in these numbers are the strategic site such as CAPs-C sites for the Army. Corrective Action(s): ECD to Green:</p>	86.1% Dec 2008	35%	85.0%	●	●

Through Sparklines, the Executive Dashboard illustrates progress through time





Ms. Radha Sekar
Assistant Deputy Under Secretary
of Defense for Financial Management
Office of the Under Secretary of Defense



For further questions or demonstration, please contact the
OUSD(C) Performance Measurement Team at (703) 695-0388

© Copyright IBM Corporation 2008 All rights reserved. The information contained in these materials is provided for informational purposes only, and is provided AS IS without warranty of any kind, express or implied. IBM shall not be responsible for any damages arising out of the use of, or otherwise related to, these materials. Nothing contained in these materials is intended to, nor shall have the effect of, creating any warranties or representations from IBM or its suppliers or licensors, or altering the terms and conditions of the applicable license agreement governing the use of IBM software. References in these materials to IBM products, programs, or services do not imply that they will be available in all countries in which IBM operates. Product release dates and/or capabilities referenced in these materials may change at any time at IBM's sole discretion based on market opportunities or other factors, and are not intended to be a commitment to future product or feature availability in any way. IBM, the IBM logo, Cognos, the Cognos logo, and other IBM products and services are trademarks of the International Business Machines Corporation, in the United States, other countries or both. Other company, product, or service names may be trademarks or service marks of others.