

How do the sample Themes  
work?

Here are the contents of the *spec.json* file from the sample theme:

```
{
  "name": "Sample_Theme_12_0_1",
  "schemaVersion": "3.0",
  "brandText": "IBM Cognos Analytics Samples Home",
  "brandTextSmall": "IBM Sample Theme",
  "images": {
    "brandIcon": "images/logo_large_white.svg",
    "favicon": "images/bee_dark_blue.svg"
  },
  "paletteId": "IBM_Modern",
  "uiShellTheme": "dark",
  "colors": {
    "appbarBackground": "#006d5d",
    "appbarForeground": "#a7fae6",
    "appbarPushButtonBackground": "#005448",
    "navbarBackground": "#1c3649",
    "navbarForeground": "#dfe9e9",
    "navbarSelectLine": "#41d6c3",
    "navbarPushButtonBackground": "#274b60",
    "personalMenuBackground": "#4B0082"
  }
}
```

These are all the objects that you can style.

You can override the standard IBM Cognos Analytics theme to reflect your corporate branding.

### Log in with your "LDAP" ID

User ID

Password


[Log in](#) →

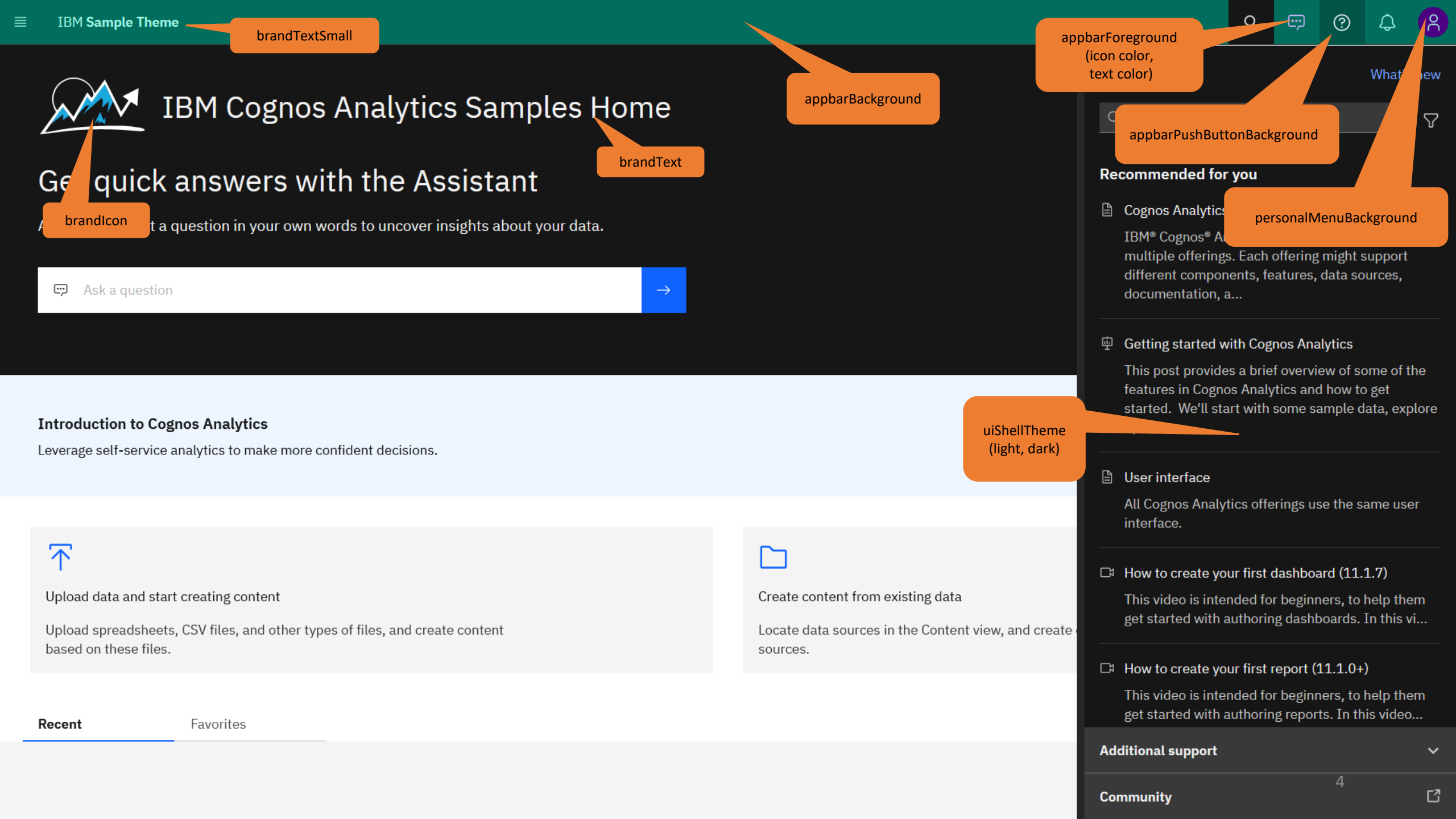
Licensed Materials - Property of IBM Corp. © Copyright IBM Corporation and other IBM Corp. 2014. IBM, the IBM logo, ibm.com and Cognos are trademarks or registered trademarks of International Business Machines Corporation, registered in many jurisdictions worldwide.

favicon

brandText

paletteld





brandTextSmall



brandIcon

# IBM Cognos Analytics Samples Home

brandText

## Get quick answers with the Assistant

appbarBackground

appbarForeground  
(icon color,  
text color)

appbarPushButtonBackground

personalMenuBackground

uiShellTheme  
(light, dark)

Ask a question

### Introduction to Cognos Analytics

Leverage self-service analytics to make more confident decisions.



Upload data and start creating content

Upload spreadsheets, CSV files, and other types of files, and create content based on these files.



Create content from existing data

Locate data sources in the Content view, and create sources.

Recent

Favorites

### Recommended for you

Cognos Analytics  
IBM® Cognos® Analytics offers multiple offerings. Each offering might support different components, features, data sources, documentation, a...

### Getting started with Cognos Analytics

This post provides a brief overview of some of the features in Cognos Analytics and how to get started. We'll start with some sample data, explore

### User interface

All Cognos Analytics offerings use the same user interface.

### How to create your first dashboard (11.1.7)

This video is intended for beginners, to help them get started with authoring dashboards. In this vi...

### How to create your first report (11.1.0+)

This video is intended for beginners, to help them get started with authoring reports. In this video...

### Additional support

4

Community

- Home
- + New
- Upload data
- Content
- Recent
- Manage

# Analytics Samples Home


## with the Assistant

own words to uncover insights about your data.

more confident decisions.

[Get started](#) [Watch videos](#)

her types of files, and create content



Create content from existing data

Locate data sources in the Content view, and create content based on these sources.

[View all content](#)

Hamburger Menu:  
uiShellTheme  
(light, dark)

Visualizations

Custom

Visualizations

plot

Bubble Bullet Column

Decision tree

Driver analysis Drop-down list Dual line

Heat map Hierarchy bubble KPI

Legacy map Line Line and column

List Map Marimekko

navbarSelectLine

navbarForeground (icon's color)

navbarPushButtonBackground

navbarBackground

All tabs Drag and drop data here to filter all tabs.

This tab Drag and drop data here to filter this tab.

- Overview
- CLTV
- Offers
- Open Complaints
- By State
- Employment Status
- Policy Holders
- Delta
- Policy Details
- Historical T...

# Policy Analysis

