

# E81-B

## Variety of Techniques to Access IMS Using Java Part Two IMS Java Classes



Anaheim, California

October 23 - 27, 2000

**Ken Blackman**

**kblackm@us.ibm.com**

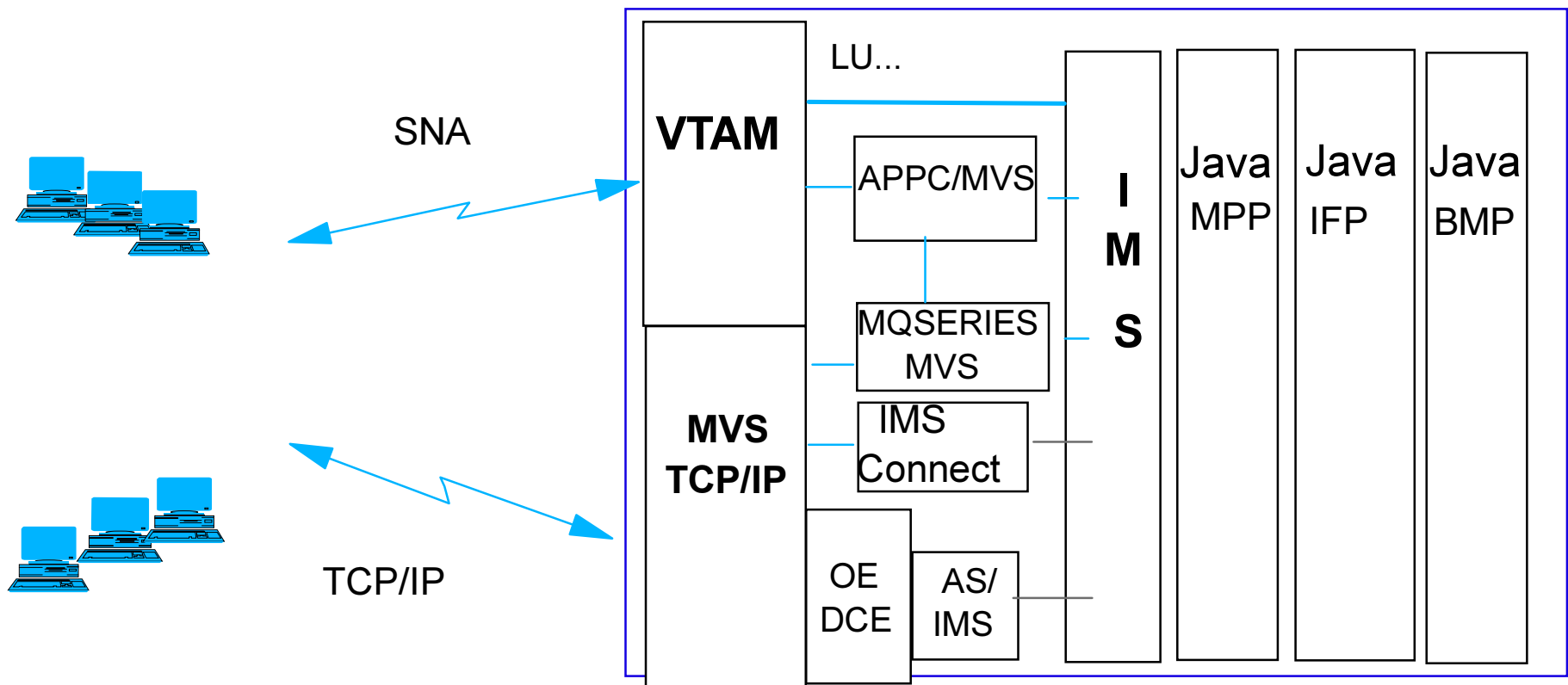
# IMS Java

- **New function of IMS V7**
- **Capability to write, compile and run IMS Java programs**
  - Development environment
    - Provides a set of packages (groups of classes)
      - Allow access to IMS services
      - Support APIs familiar to Java programmers
    - Uses the S/390 HPJ (high performance java) compiler
      - Compiles bytecode into high-performance executables/DLLs
  - Runtime environment supports
    - Dependent regions (MPP, IFP, and BMP)
- **Benefit**
  - Incorporation of the Java programming model into the IMS environment

# Software Prerequisites

- **IMS V7 Transaction Manager**
- **OS/390 V2.6 or higher**
  - Java for OS/390 (5655-A46)
- **OS/390 LE Version 1 Release 7**
- **VisualAge Java Enterprise Edition for OS/390 (5655-VAJ)**
  - Provides High Performance Java (HPJ)
- **For DB2 access,**
  - Minimum of DB2 V5 with APAR PQ19814

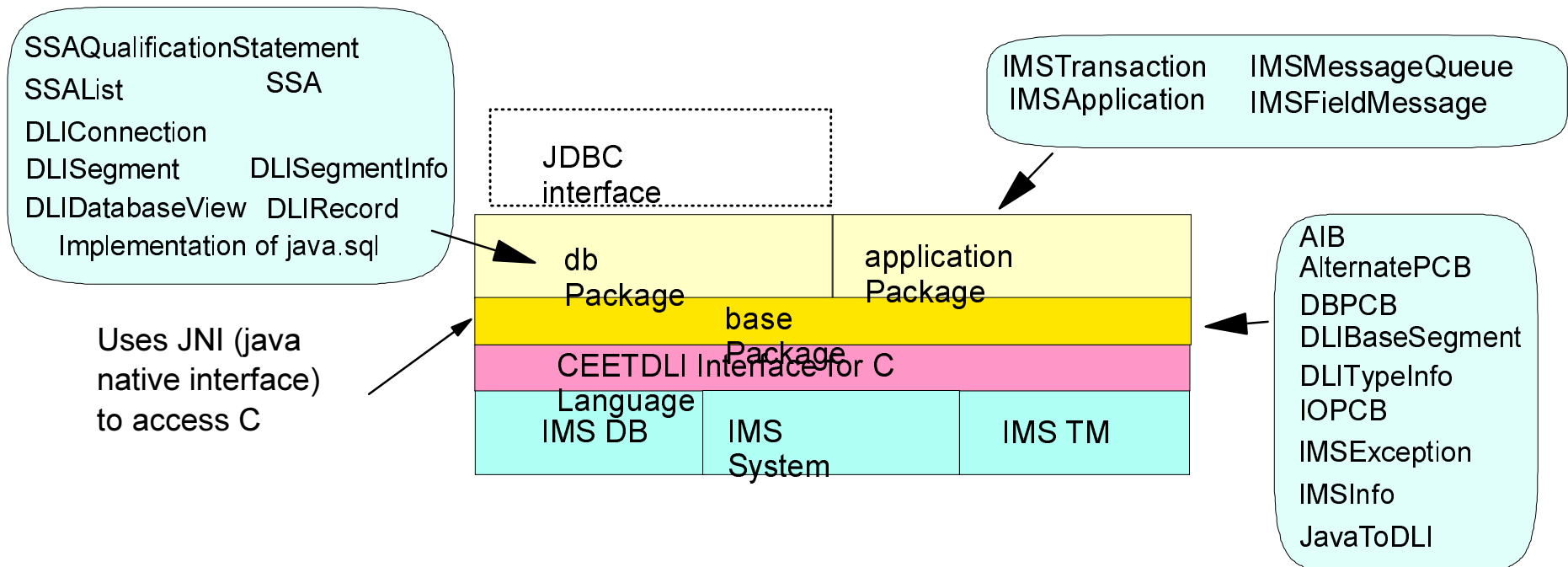
# Access to IMS Java Application Programs



# IMS Java Class Library

Java program uses the APIs that are provided

- application Package classes to
  - initialize and begin the program
  - get the input message from the message queue
  - put the output message on the message queue
  - commit
- JDBC interface or db Package classes to
  - access the IMS databases



# Building an IMS Java Application

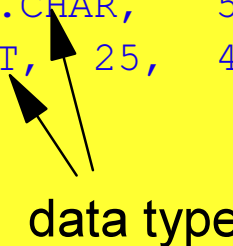
- Define IMS Trancode as **MODE=SNGL**
- Define classes for input and output message segments
- Define classes to access IMS DB segments
- Use **IMSMessageQueue** to receive and send messages
- Use **JDBC** to access IMS DB
- Use **JDBC** to access DB2
- Use **IMSTransaction** to commit or rollback resources
  - Note: **U118 abend** if you do not commit/rollback

# Subclass IMSFieldMessage to Define Messages an Input Message Example

## LL|ZZ|TRANCODE|RequestCode|DealerName|DealerID

```
public class InputMessage extends IMSFieldMessage {
    final static DLTypeInfo[] messageInfo = {
        new DLTypeInfo("RequestCode", DLTypeInfo.INT, 1, 4),
        new DLTypeInfo("DealerName", DLTypeInfo.CHAR, 5, 20),
        new DLTypeInfo("DealerID", DLTypeInfo.INT, 25, 4)};

    public InputMessage() {
        super(messageInfo, 28, false);
    }
} // end InputMessage
```



data type

**NOTE:** do not define **LLZZTRANCODE** fields.

use get methods provided by IMSFieldMessage

```
String trancode = null;
```

```
trancode = InputMessage.getTransactionID();
```

# Subclass IMSFieldMessage to Define SPA

## LLZZTRANCODE|RequestCode|DealerName|DealerID

```
public class SPAMessage extends IMSFieldMessage {
    final static DLTypeInfo[] spaInfo = {
        new DLTypeInfo("RequestCode", DLTypeInfo.INT, 1, 4),
        new DLTypeInfo("DealerName", DLTypeInfo.CHAR, 5, 20),
        new DLTypeInfo("DealerID", DLTypeInfo.INT, 25, 4)};

    public SPAMessage() {
        super(spaInfo, 28, true);
    }
} // end SPAMessage
```

**NOTE:do not define LLZZTRANCODE fields.**

**use get methods provided by IMSFieldMessage**

```
String trancode = null;
trancode = SPAMessage.getTransactionID();
```



# Subclass IMSFieldMessage to Define Messages an Output Message Example

## LLZZRequestCodeOutputMessage

```
public class OutputMessage extends IMSFieldMessage {  
    final static DLTypeInfo[] messageInfo = {  
        new DLTypeInfo("RequestCode", DLTypeInfo.INT, 1, 4),  
        new DLTypeInfo("Outputmsg", DLTypeInfo.CHAR, 5, 50)};  
  
    public OutputMessage() {  
        super(messageInfo, 54, false);  
    }  
} // end OutputMessage
```

**NOTE:do not set LLZZ fields.**

**IMSFieldMessage will set the values**

**OutputMessage.setString("**Outputmsg**","Entry was Processed");**

## Subclass IMSApplication to implement main() and doBegin()

```
public class UserApplication extends IMSApplication {
public static void main(java.lang.String[] args) {
    UserApplication application = new UserApplication();
    application.begin();
}
public void doBegin() {

    IMSMessageQueue messageQueue = new IMSMessageQueue();

    InputMessage inputMessage = new InputMessage();
    while(messageQueue.getUniqueMessage(inputMessage)) {
        if (inputMessage.getMessageLength() > 0) {

            // Add application/database logic here ...

            OutputMessage outputMessage = new OutputMessage();
            outputMessage.setDouble("RequestCode", inputMessage.getInt("RequestCode"));
            outputMessage.setString("Outputmsg", "Request successful");
            messageQueue.insertMessage(outputMessage);

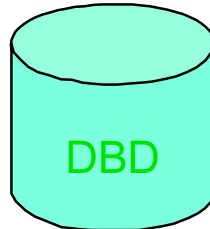
            IMSMessageQueue alternatePCB = new IMSMessageQueue("PCBNAME");
            alternatePCB.insertMessage(outputMessage);

            // Commit changes to the database
            IMSTransaction.getTransaction().commit();
        }
    }
public UserApplication( ) {}
}
```

# Define IMS Database Classes

## Determine Array Offsets

- 0 Dealer
- 1 Model
- 2 Order
- 3 Sales
- 4 Stock
- 5 BackLot
- 6 Salesperson
- 7 Salesinfo



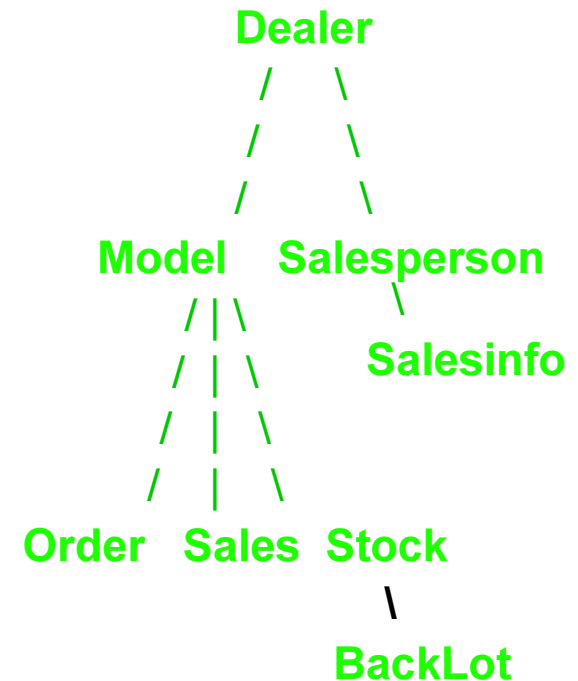
```

DBD NAME=AUTOBDB,ACCESS=DEDB
SEGM NAME=DEALER,PARENT=0
SEGM NAME=MODEL,PARENT=DEALER
SEGM NAME=ORDER,PARENT=MODEL
SEGM NAME=SALES,PARENT=MODEL
SEGM NAME=STOCK,PARENT=MODEL
SEGM NAME=BACKLOT,PARENT=STOCK
SEGM NAME=SALESPERSON,PARENT=DEALER
SEGM
NAME=SALESINFO,PARENT=SALESPERSON
    
```

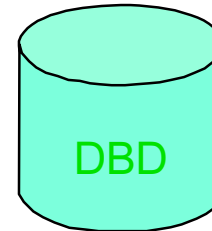
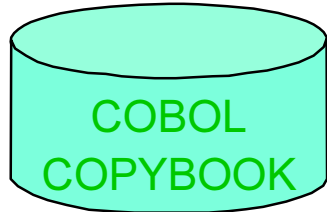
## DLIDatabaseView subclass: Defines the hierarchy of DLISegments

```

public class DealerDatabaseView extends DLIDatabaseView {
static DLISegmentInfo[] segments = {
    new DLISegmentInfo(new Dealer(), DLIDatabaseView.ROOT),
    new DLISegmentInfo(new Model(), 0),
    new DLISegmentInfo(new Order(), 1),
    new DLISegmentInfo(new Sales(), 1),
    new DLISegmentInfo(new Stock(), 1),
    new DLISegmentInfo(new BackLot(), 4),
    new DLISegmentInfo(new Salesperson(), 0),
    new DLISegmentInfo(new Salesinfo(), 6)
};
public DealerDatabaseView() {
    super("AUTOPCB", segments);
}
} // end DealerDatabaseView
    
```



# Define IMS Database Classes...



01 Dealer\_Segment

02 Dealer\_ID PIC X(4).

02 Dealer\_Name PIC X(20).

02 Dealer\_Address PIC X(30).

DBD NAME=AUTOBDB,ACCESS=DEDB

SEGM NAME=DEALER,PARENT=0,BYTES=54,

FIELD NAME=(DLRNO SEQ,U),BYTES=4,START=1,TYPE=C

FIELD NAME=DLRNAME,BYTES=20,START=5,TYPE=C

**DLISegment subclass: Defines the type and layout of fields in a segment.**

```
public class Dealer extends DLISegment {
static DLTypeInfo[] segmentInfo = {
  new DLTypeInfo("DealerID", DLTypeInfo.INT, 1, 4, "DLRNO"),
  new DLTypeInfo("DealerName", DLTypeInfo.CHAR, 5, 20, "DLRNAME"),
  new DLTypeInfo("DealerAddress", DLTypeInfo.CHAR, 25, 30)};

public Dealer() {
  super("DEALER", segmentInfo, 54);
}
} // end Dealer
```

# What is JDBC API?

Common database programming interface for Java

- **Consists of two sets of interfaces**

- JDBC API for application developers

- Establish and open connection to database
    - Execute request to obtain results from database
    - Process the results

- JDBC Driver API for database vendors

- Function to support database connection
    - Function to support sending request to database
    - Function to support results processing

# JDBC and SQL Statements

```
// Load the JDBC driver for DL/I data
Class.forName("jdbc:dli:DLIDriver");

// Establish a connection to the database
Connection con=DriverManager.getConnection("dealer.DealerDatabaseView");

// Create a statement object from the connection
Statement statement=con.createStatement();

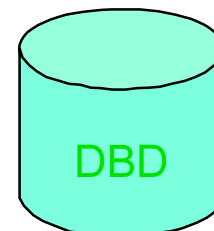
// Execute a query against the statement
String query="SELECT DealerID, DealerName,"+
            "FROM Dealer"+
            "WHERE DealerID > 300";
ResultSet results=statement.executeQuery(query);

// Examine the results of the query
while (results.next()) {
    String dealerID=results.getString("DealerID");
    String dealerName=results.getString("DealerName");
}
```

# JDBC IMS Database Access

**DLIDatabaseView subclass: Defines the hierarchy of DLISegments**

```
public class DealerDatabaseView extends DLIDatabaseView {
static DLISegmentInfo[] segments = {
    new DLISegmentInfo(new Dealer(),DLIDatabaseView.ROOT),
    new DLISegmentInfo(new Model(),0),
    new DLISegmentInfo(new Order(),1),
    new DLISegmentInfo(new Sales(),1),
    new DLISegmentInfo(new Stock(),1),
    new DLISegmentInfo(new BackLot(),4)
    new DLISegmentInfo(new Salesperson(),0),
    new DLISegmentInfo(new Salesinfo(),6)
};
public DealerDatabaseView() {
    super("AUTOPCB", segments);
}
} // end DealerDatabaseView
```



**DBD NAME=AUTOBDB,ACCESS=DEDB**

**SEGM NAME=DEALER,PARENT=0**

**SEGM NAME=MODEL,PARENT=DEALER**

**SEGM NAME=ORDER,PARENT=MODEL**

**SEGM NAME=SALES,PARENT=MODEL**

**SEGM NAME=STOCK,PARENT=MODEL**

**SEGM NAME=BACKLOT,PARENT=STOCK**

**SEGM NAME=SALESPERSON,PARENT=DEALER**

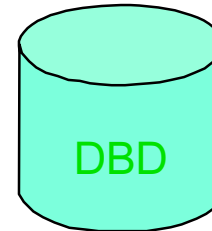
**SEGM NAME=SALESINFO,PARENT=SALESPERSON**

```
Connection con=DriverManager.getConnection("dealer.DealerDatabaseView");
```

# JDBC IMS Database Access...

```
public class Dealer extends DLISegment {
static DLTypeInfo[] segmentInfo = {
new DLTypeInfo("DealerID", DLTypeInfo.INT, 1, 4, "DLRNO"),
new DLTypeInfo("DealerName", DLTypeInfo.CHAR, 5, 20, "DLRNAME"),
new DLTypeInfo("DealerAddress",DLTypeInfo.CHAR, 25, 30)};

public Dealer() {
super("DEALER", segmentInfo, 54);
}
} // end Dealer
```



DBD NAME=AUTOBDB,ACCESS=DEDB  
SEGM NAME=DEALER,PARENT=0,BYTES=54,  
FIELD NAME=(DLRNO,SEQ,U),BYTES=4,START=1,TYPE=C  
FIELD NAME=DLRNAME,BYTES=20,START=5,TYPE=C

```
String query="SELECT DealerID, DealerName,"+
"FROM Dealer"+
"WHERE DealerID > 300";
```

```
ssa=DEALERbb(DLRNObb>b300)
```



# DLIConnection IMS Database Access

Create a connection using the DLIDatabaseView subclass:

```
// Create a connection with the database
DealerDatabaseView dbView = new DealerDatabaseView();
DLIConnection connection = new DLIConnection(dbView);

// Retrieve a segment from the database
Order order = new Order();
connection.getUniqueSegment(order, ssaList);

// Access the data in the segment object

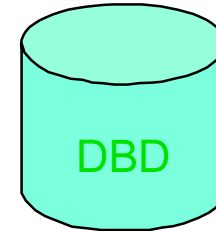
// Return the OrderNumber and Price
String orderNumber = order.getString(1);
int    orderNumber = order.getInt("OrderNumber");
double price       = order.getDouble("Price");
```

*Note: Data conversion functions provided for JDBC access are still available for DLIConnection access:*

# DLIConnection IMS Database Access

**DLIDatabaseView subclass: Defines the hierarchy of DLISegments**

```
public class DealerDatabaseView extends DLIDatabaseView {
static DLISegmentInfo[] segments = {
    new DLISegmentInfo(new Dealer(), DLIDatabaseView.ROOT),
    new DLISegmentInfo(new Model(), 0),
    new DLISegmentInfo(new Order(), 1),
    new DLISegmentInfo(new Sales(), 1),
    new DLISegmentInfo(new Stock(), 1),
    new DLISegmentInfo(new BackLot(), 4)
    new DLISegmentInfo(new Salesperson(), 0),
    new DLISegmentInfo(new Salesinfo(), 6)
};
public DealerDatabaseView() {
    super("AUTOPCB", segments);
}
} // end DealerDatabaseView
```



**DBD NAME=AUTOBDB,ACCESS=DEDB**

**SEGM NAME=DEALER,PARENT=0**

**SEGM NAME=MODEL,PARENT=DEALER**

**SEGM NAME=ORDER,PARENT=MODEL**

**SEGM NAME=SALES,PARENT=MODEL**

**SEGM NAME=STOCK,PARENT=MODEL**

**SEGM NAME=BACKLOT,PARENT=STOCK**

**SEGM NAME=SALESPERSON,PARENT=DEALER**

**SEGM NAME=SALESINFO,PARENT=SALESPERSON**

```
DealerDatabaseView dbView = new DealerDatabaseView();
DLIConnection connection = new DLIConnection(dbView);
```

# DLIConnection IMS Database Access

Note use the same DLIsegment and DLIDatabaseView classes built for JDBC, but allows complete control over building SSAs and traversing the database.

## Construct an SSAList object

```
SSAList ssaList = new SSAList();
```

## Construct each SSA

```
// Construct an unqualified SSA for the Root Segment
SSA dealerSSA = new SSA("Dealer"
                        "DealerID", SSA.EQUAL_TO, "300");

// Construct a qualified SSA
SSA orderSSA = new SSA("Order",
                       "Price", SSA.GREATER_THAN, "10000");

// Add an additional qualification statement
orderSSA.addQualification(SSA.OR,
                           "DeliverDate", SSA.LESS_THAN, "11212000");
```

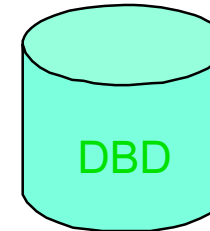
## Add SSAs to the SSAList object

```
ssaList.addSSA(dealerSSA);
ssaList.addSSA(modelSSA);
ssaList.addSSA(orderSSA);
```

# DLIConnection IMS Database Access

```
public class Dealer extends DLISegment {
static DLTypeInfo[] segmentInfo = {
new DLTypeInfo("DealerID", DLTypeInfo.INT, 1, 4, "DLRNO"),
new DLTypeInfo("DealerName", DLTypeInfo.CHAR, 5, 20, "DLRNAME"),
new DLTypeInfo("DealerAddress",DLTypeInfo.CHAR, 25, 30)};

public Dealer() {
super("DEALER", segmentInfo, 54);
}
} // end Dealer
```



```
DBD NAME=AUTOBDB,ACCESS=DEDB
SEGM NAME=DEALER,PARENT=0,BYTES=54,
FIELD NAME=(DLRNO,SEQ,U),BYTES=4,START=1,TYPE=C
FIELD NAME=DLRNAME,BYTES=20,START=5,TYPE=C
SEGM NAME=MODEL,PARENT=DEALER,BYTES=94,
FIELD NAME=(MODTYPE,SEQ,U),BYTES=2,START=1,TYPE=C
SEGM NAME=ORDER,PARENT=MODEL,BYTES=91,
FIELD NAME=(ORDNBR,SEQ,U),BYTES=6,START=1,TYPE=C
FIELD NAME=PRICE,BYTES=8,START=37,TYPE=C
```

```
SSA dealerSSA = new SSA("Dealer",
"DealerID",SSA.EQUAL_TO,"300");
SSA orderSSA = new SSA("Order",
"Price", SSA.GREATER_THAN, "10000");
```

```
public class Order extends com.ibm.ims.db.DLISegment {

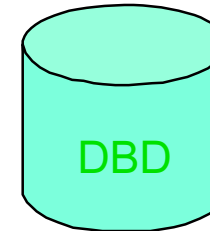
static DLTypeInfo[] typelInfo = {
new DLTypeInfo("OrderNumber", DLTypeInfo.CHAR, 1, 6, "ORDNO"),
new DLTypeInfo("Price", DLTypeInfo.DOUBLE, 37, 8, "PRICE"),

};

public Order() {
super("ORDER", typelInfo, 91);
}
} //end Order
```

# DLIConnection IMS Database Access

```
ssa1=DEALERbb(DLRNObbb=b300)
ssa2=ORDERbbb(PRICEbbb>b10000)
```



```
Order order = new Order();
connection.getUniqueSegment(order, ssaList);

String orderNumber = order.getString(1);
int orderNumber = order.getInt("OrderNumber");

double price = dealer.getDouble("Price");
```

```
DBD NAME=AUTOBDB,ACCESS=DEDB
SEGM NAME=DEALER,PARENT=0,BYTES=54,
FIELD NAME=(DLRNO,SEQ,U),BYTES=4,START=1,TYPE=C
FIELD NAME=DLRNAME,BYTES=30,START=5,TYPE=C
SEGM NAME=MODEL,PARENT=DEALER,BYTES=94,
FIELD NAME=(MODTYPE,SEQ,U),BYTES=2,START=1,TYPE=C
SEGM NAME=ORDER,PARENT=MODEL,BYTES=91,
FIELD NAME=(ORDNBR,SEQ,U),BYTES=6,START=1,TYPE=C
FIELD NAME=PRICE,BYTES=8,START=37,TYPE=C
```

```
public class Order extends com.ibm.ims.db.DLISegment {

    static DLITypeInfo[] typeInfo = {
        new DLITypeInfo("OrderNumber", DLITypeInfo.CHAR, 1, 6, "ORDNO"),
        new DLITypeInfo("Price", DLITypeInfo.DOUBLE, 37, 8, "PRICE"),
    };

    public Order() {
        super("ORDER", typeInfo, 91);
    }
} //end Order
```

Note when an SSA for one of the levels in a GU call that has multiple SSAs is not included, IMS assumes an SSA for that level.

# Programing using JavaToDLI

- **Package consists of**
  - JavaToDLI, AIB, DBPCB, IOPCB, and IMSInfo
  - IMSException
  - IMSTrace
  - DLIBaseSegment and DLITypeInfo
- **IMS access via CEETDLI Interface using JavaToDLI.execute() functions**
- **Application is responsible for conversion between UNICODE and EBCDIC**

# JavaToDLI.execute("GU", ioaib, ioArea);

```
public class SampleMPP extends IMSApplication
{
    static AIB ioaib = new AIB("IOPCB", 100); // AIB for messages
    static byte [] ioArea = new byte[100]; // IO area for DB/msg
    static int tranCodeLength = 8; // Length of tran name

    public static void main( String argv[] ) {
        SampleMPP sample = new SampleMPP();
        sample.begin();

        public void doBegin( ) throws IMSEException {
            JavaToDLI.execute("GU", ioaib, ioArea);

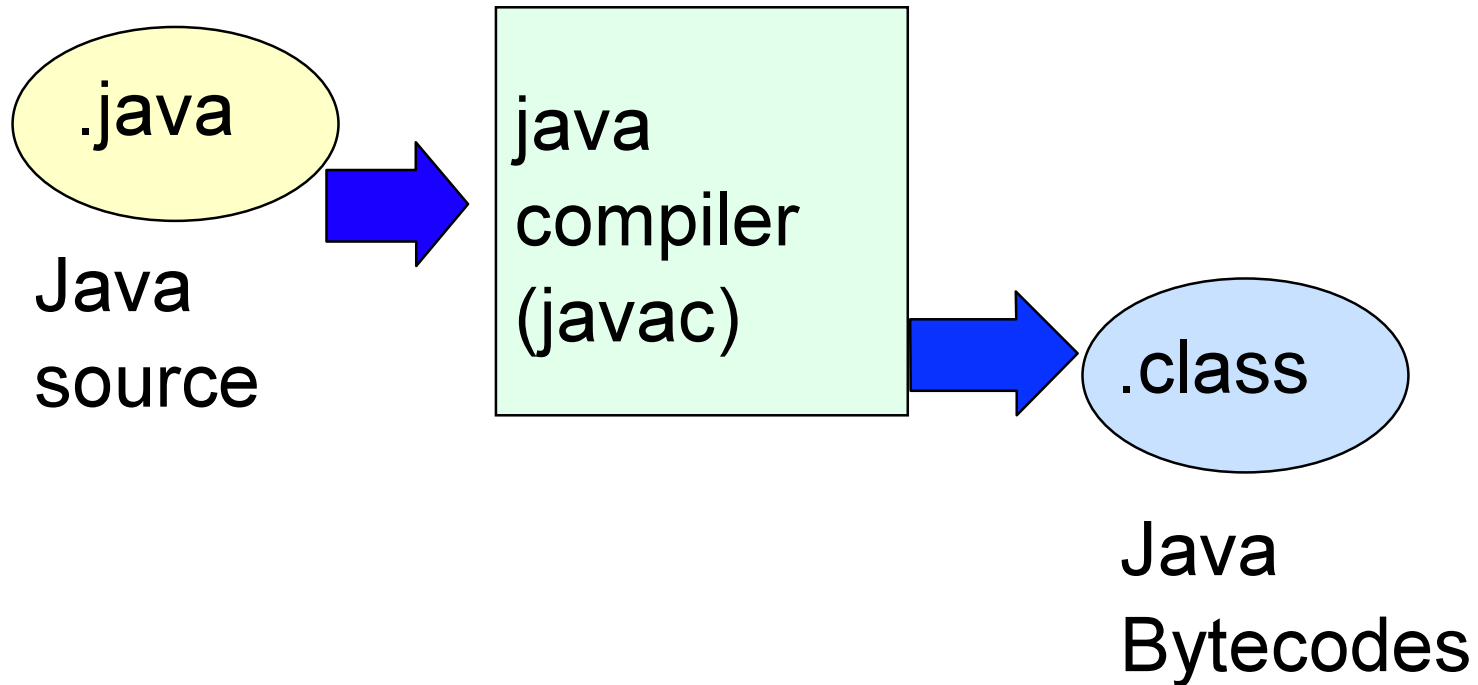
            String inputMessage
                = new String(ioArea, tranCodeLength + 4).trim();

            IMSTransaction.getTransaction().commit();
        }

        ....
    } // end SampleMPP
```

# JAVA Compiler

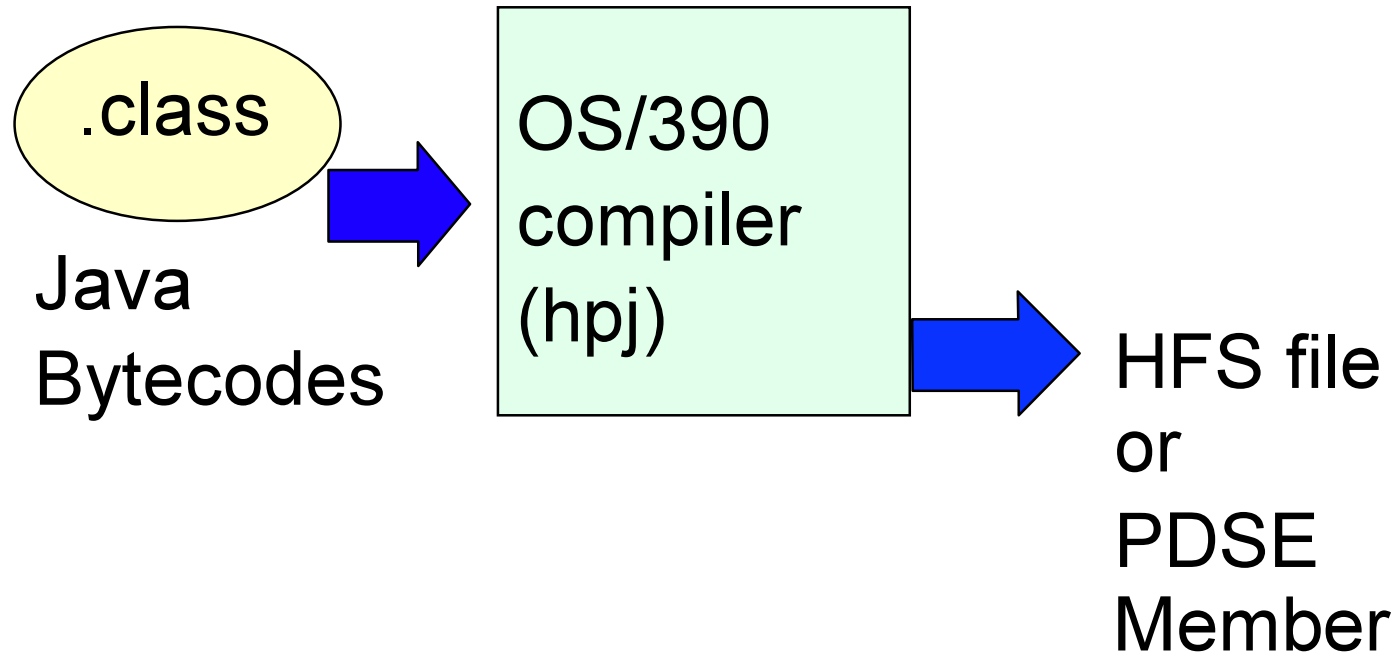
- javac





# High Performance JAVA

- OS/390 HPJ



# Preparing the Program for Execution

## ■ Using a UNIX shell

### ▶ Compile the Java source files

Ex. **javac** dealership/application/\*.java  
**javac** dealership/database/\*.java  
where "dealership/application/" provides the path to the source

### ▶ Bind the class files into an executable member of a PDSE

Ex. **hpj** -make dealership.application.IMSAuto  
-o"//IMS.JAVA.PGMLIB(IMSAUTO)"  
-alias=IMSAUTO  
-target=IMS  
-lerunopts="ENVAR('CLASSPATH=/usr/lpp/hpj/lib:/imsjava/imsjava.jll ',  
                  'IBMHPJ\_HOME=/usr/lpp/hpj ')"  
-exclude=com.ibm.ims.db.\*  
-exclude=com.ibm.ims.application.\*  
-exclude=com.ibm.ims.base.\*

NOTE: class files can be bound into HFS files but PDSEs can be put into ELPA which can improve performance.

# Preparing the Program for Execution...

- Prepare the dependent region environment
  - ▶ Include the PDSE containing the Java executables in the STEPLIB concatenation

```
//STEPLIB DD DSN=IMS.JAVA.PGMLIB,DISP=SHR
```

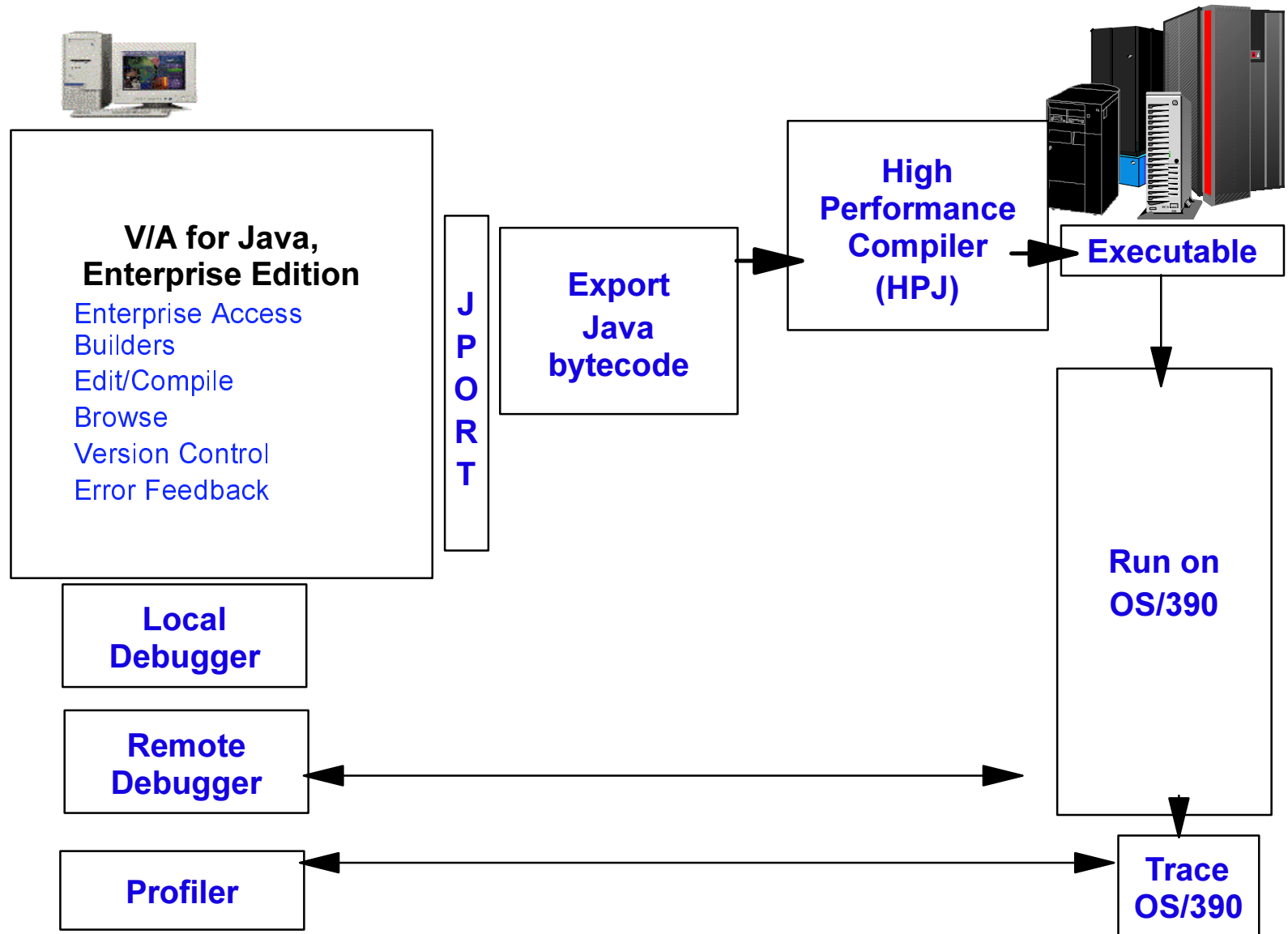
where IMS.JAVA.PGMLIB is the PDSE that contains the DLL that was bound using HPJ

- ▶ Also include the datasets for the IMS Java class libraries and HPJ class libraries in the STEPLIB:

```
//          DD DSN=HLQ.SDFSJLIB,DISP=SHR
//          DD DSN=VAJAVA.SHPJMOD,DISP=SHR
//          DD DSN=VAJAVA.SHPOMOD,DISP=SHR
```

where The HLQ.SDFSJLIB is the IMS Java library specified during installation and VAJAVA.SHPxxxx are the HPJ libraries

# IMS Java Development Scenario



# Considerations

- Use of AIB requires PCBNAMEs in PSB
- Cannot call COBOL subroutines
- Must be single-threaded
- Use PDSE vs HFS file for executable
- WHERE clause usage in JDBC
  - ▶ only fields defined in DBD
- Inserting database record

# Debugging

- IMSEExceptions
  - ▶ Extends `java.lang.Exception`
- IMSTrace
  - ▶ Constructor
  - ▶ Methods
  - ▶ Data

# Abends

- U118
  - ▶ Application did not issue explicit commit
- U475
  - ▶ Application not supported in IMS Batch
- U778
  - ▶ ROLLBACK failure

# Getting Started - Reference Materials

- **Java for OS/390**
  - Program Directory (GI10-0614)
  - information on "<http://www/s390.ibm.com/Java>"
- **VisualAge for Java, Enterprise Edition for OS/390 (5655-JAV)**
  - Program Directory (GI10-4949)
  - VisualAge for Java ET/390 Reference
- **IMS Java**
  - IMS Java User's Guide (ZES1-2233)



# What is IMS Java? -- Summary

- **Function that enables the use of Java for IMS application programming**

- Requires only basic IMS knowledge
- Supports IMS application services
- Provides a foundation for the visual tools

- **IMS Java classes**

- Support conversational and non-conversational transactions
- Support MFS options
- Run in IMS dependent regions
- Provide JDBC access to IMS DB
- Support JDBC/SQLJ access to DB2
- HPJ complied support
  - JVM support later