

IMS
Version 13

*Messages and Codes, Volume 1:
DFS Messages
(November 6, 2018 edition)*

IBM

IMS
Version 13

*Messages and Codes, Volume 1:
DFS Messages
(November 6, 2018 edition)*



Note

Before you use this information and the product it supports, read the information in “Notices” on page 1017.

November 6, 2018 edition.

This edition applies to IMS Version 13 (program number 5635-A04), IMS Database Value Unit Edition, V13.1 (program number 5655-DSM), IMS Transaction Manager Value Unit Edition, V13.1 (program number 5655-TM2), and to all subsequent releases and modifications until otherwise indicated in new editions.

© **Copyright IBM Corporation 1974, 2018.**

US Government Users Restricted Rights – Use, duplication or disclosure restricted by GSA ADP Schedule Contract with IBM Corp.

Contents

About this information	vii	Chapter 15. DFS messages, DFS551I -	
Prerequisite knowledge	vii	DFS600I.	149
IMS function names used in this information	viii	Chapter 16. DFS messages, DFS601I -	
How new and changed information is identified	viii	DFS650E	161
Accessibility features for IMS Version 13	viii	Chapter 17. DFS messages,	
How to send your comments	ix	DFS0651W - DFS700I	175
Chapter 1. New, changed, and deleted		Chapter 18. DFS messages, DFS701I -	
messages and codes for IMS Version 13. 1		DFS0750I	189
New messages and codes for Version 13	1	Chapter 19. DFS messages, DFS0751I	
Changed messages and codes for Version 13	7	- DFS0800I	209
Deleted messages and codes for Version 13.	11	Chapter 20. DFS messages, DFS0801I	
Chapter 2. IMS problem determination	13	- DFS0850W	223
Chapter 3. DFS messages	17	Chapter 21. DFS messages,	
Chapter 4. DFS messages, DFS000I -		DFS0851W - DFS0900A	237
DFS050A.	19	Chapter 22. DFS messages, DFS0901A	
Chapter 5. DFS messages, DFS051I -		- DFS0950I	247
DFS100	35	Chapter 23. DFS messages, DFS0951I	
Chapter 6. DFS messages, DFS101 -		- DFS1000I	257
DFS150	49	Chapter 24. DFS messages, DFS1001I	
Chapter 7. DFS messages,		- DFS1050I	271
DFS151-DFS200.	57	Chapter 25. DFS messages, DFS1051I	
Chapter 8. DFS messages, DFS201 -		- DFS1100I.	281
DFS250	65	Chapter 26. DFS messages, DFS1101I	
Chapter 9. DFS messages, DFS251 -		- DFS1150I.	289
DFS0300I.	75	Chapter 27. DFS messages, DFS1151I	
Chapter 10. DFS messages, DFS301A -		- DFS1200I	299
DFS350A.	85	Chapter 28. DFS messages, DFS1201I	
Chapter 11. DFS messages, DFS351W		- DFS1250I	309
-DFS400I	95	Chapter 29. DFS messages, DFS1251I	
Chapter 12. DFS messages, DFS401I -		- DFS1300I	315
DFS0450I	105	Chapter 30. DFS messages, DFS1301I	
Chapter 13. DFS messages, DFS0451A		- DFS1350I	327
- DFS0500I	121		
Chapter 14. DFS messages, DFS0501I			
- DFS550I	135		

Chapter 31. DFS messages, DFS1351I - DFS1400I	333	Chapter 49. DFS messages, DFS2251W - DFS2300I	489
Chapter 32. DFS messages, DFS1401I - DFS1450I	339	Chapter 50. DFS messages, DFS2301I - DFS2350I	499
Chapter 33. DFS messages, DFS1451I - DFS1500I	345	Chapter 51. DFS messages, DFS2351A - DFS2400I	507
Chapter 34. DFS messages, DFS1501I - DFS1550I	351	Chapter 52. DFS messages, DFS2401I - DFS2450I	515
Chapter 35. DFS messages, DFS1551I - DFS1600I	359	Chapter 53. DFS messages, DFS2451W - DFS2500I	525
Chapter 36. DFS messages, DFS1601I - DFS1650I	367	Chapter 54. DFS messages, DFS2501W - DFS2550I	537
Chapter 37. DFS messages, DFS1651I - DFS1700I	373	Chapter 55. DFS messages, DFS2551I - DFS2600A	545
Chapter 38. DFS messages, DFS1701I - DFS1750I	379	Chapter 56. DFS messages, DFS2601I - DFS2650A	553
Chapter 39. DFS messages, DFS1751I - DFS1800I	385	Chapter 57. DFS messages, DFS2651A - DFS2700A	561
Chapter 40. DFS messages, DFS1801I - DFS1850I	391	Chapter 58. DFS messages, DFS2701W - DFS2750A	569
Chapter 41. DFS messages, DFS1851I - DFS1900I	399	Chapter 59. DFS messages, DFS2751A - DFS2800I	577
Chapter 42. DFS messages, DFS1901I - DFS1950	409	Chapter 60. DFS messages, DFS2801A - DFS2850E	583
Chapter 43. DFS messages, DFS1951I - DFS2000I	421	Chapter 61. DFS messages, DFS2851I - DFS2900I	593
Chapter 44. DFS messages, DFS2001I - DFS2050	437	Chapter 62. DFS messages, DFS2901I - DFS2950A	599
Chapter 45. DFS messages, DFS2051I - DFS2100	447	Chapter 63. DFS messages, DFS2951I - DFS3000I	613
Chapter 46. DFS messages, DFS2101I - DFS2150I	459	Chapter 64. DFS messages, DFS3001W - DFS3050A	631
Chapter 47. DFS messages, DFS2151I - DFS2200I	471	Chapter 65. DFS messages, DFS3051A - DFS3100I	639
Chapter 48. DFS messages, DFS2201I - DFS2250I	481	Chapter 66. DFS messages, DFS3101I - DFS3150	645

Chapter 67. DFS messages, DFS3151 - DFS3200	655	Chapter 85. DFS messages, DFS4051I - DFS4100I	883
Chapter 68. DFS messages, DFS3201 - DFS3250	673	Chapter 86. DFS messages, DFS4101A - DFS4150I	895
Chapter 69. DFS messages, DFS3251W - DFS3300I	685	Chapter 87. DFS messages, DFS4151I - DFS4200I	903
Chapter 70. DFS messages, DFS3301W - DFS3350E	705	Chapter 88. DFS messages, DFS4201I - DFS4250	909
Chapter 71. DFS messages, DFS3351E - DFS3400I	717	Chapter 89. DFS messages, DFS4251 - DFS4300	911
Chapter 72. DFS messages, DFS3401I - DFS3450	729	Chapter 90. DFS messages, DFS4301E - DFS4350E	921
Chapter 73. DFS messages, DFS3451 - DFS3500W	743	Chapter 91. DFS messages, DFS4351E - DFS4400E	925
Chapter 74. DFS messages, DFS3501W - DFS3550I	757	Chapter 92. DFS messages, DFS4401E - DFS4450I	931
Chapter 75. DFS messages, DFS3551E - DFS3600I	761	Chapter 93. DFS messages, DFS4451I - DFS4500E	945
Chapter 76. DFS messages, DFS3601 - DFS3650I	773	Chapter 94. DFS messages, DFS4501 - DFS4600I	959
Chapter 77. DFS messages, DFS3651I - DFS3700	793	Chapter 95. DFS messages, DFS4601E - DFS4650I	967
Chapter 78. DFS messages, DFS3701I - DFS3750A	803	Chapter 96. DFS messages, DFS4651E - DFS4700	977
Chapter 79. DFS messages, DFS3751A - DFS3800	821	Chapter 97. DFS messages, DFS4701 - DFS4750	981
Chapter 80. DFS messages, DFS3801 - DFS3850A	833	Chapter 98. DFS messages, DFS4751 - DFS4800	983
Chapter 81. DFS messages, DFS3851I - DFS3900I	841	Chapter 99. DFS messages, DFS4801 - DFS4900	985
Chapter 82. DFS messages, DFS3901W - DFS3950A	849	Chapter 100. DFS messages, DFS4901 - DFS5000	987
Chapter 83. DFS messages, DFS3951 - DFS4000I	861	Chapter 101. DFS messages, DFS5001 - DFS5100	989
Chapter 84. DFS messages, DFS4001 - DFS4050A	871	Chapter 102. DFSD messages (DRD utilities).	991

**Chapter 103. DFSIX messages
(Installation Verification Program
dialog) 995**

**Chapter 104. DFSI messages (Syntax
Checker) 1009**

**Chapter 105. DFSS messages (IMS
abend search and notification) . . . 1013**

Notices 1017

Programming interface information 1019

Trademarks 1019

Terms and conditions for product documentation 1019

IBM Online Privacy Statement 1020

Bibliography 1023

About this information

This information provides reference information for the abend codes, messages, status codes, and return codes that are produced by IMS.

This information provides reference information for the abend codes, messages, status codes, and return codes that are produced by IMS.

Volume 1 provides reference information for the IMS messages that have the DFS prefix, along with their associated return codes. It also provides diagnostic information that helps programmers, operators, and system-support personnel diagnose problems in IMS.

Volume 2 provides reference information for non-DFS prefixed IMS messages that are associated with IMS Base Primitive Environment (BPE); IMS Common Queue Server (CQS); IMS Common Service Layer (CSL); Database Recovery Control (DBRC) facility; IMS Connect; IBM® Resource Lock Manager (IRLM), and so on. It provides diagnostic reference information that helps programmers, operators, and system-support personnel diagnose problems in IMS.

Volume 3 provides reference information for all IMS abnormal termination (abend) codes, including analysis, explanation, possible causes, and APAR processing instructions.

Volume 4 provides return, reason, sense, function, and status codes for IMS Base Primitive Environment (BPE); IMS Common Queue Server (CQS); IMS Common Service Layer (CSL); Database Recovery Control (DBRC) facility; IMS Connect; IBM Resource Lock Manager (IRLM), and so on. It also provides diagnostic reference information that helps programmers, operators, and system-support personnel diagnose problems in IMS.

This information is available as part of IBM Knowledge Center at www.ibm.com/support/knowledgecenter.

Prerequisite knowledge

Before using this information, you should have knowledge of either IMS Database Manager (DB) or IMS Transaction Manager (TM). You should also understand basic z/OS® and IMS concepts, the IMS system for your installation, and have general knowledge of the tasks involved in project planning.

Before using this book, you should have knowledge of either IMS Database Manager (DB) or IMS Transaction Manager (TM). You should also understand basic z/OS and IMS concepts, the IMS system for your installation, and have general knowledge of the tasks involved in project planning.

You should be familiar with z/OS, its system generation, and telecommunications, and the access methods used by IMS. Related publications are listed in the Bibliography.

You can learn more about z/OS by visiting the “z/OS basic skills” topics in IBM Knowledge Center.

You can gain an understanding of basic IMS concepts by reading *An Introduction to IMS*, an IBM Press publication.

IBM offers a wide variety of classroom and self-study courses to help you learn IMS. For a complete list of courses available, go to the IBM Skills Gateway and search for IMS.

IMS function names used in this information

In this information, the term HALDB Online Reorganization refers to the integrated HALDB Online Reorganization function that is part of IMS Version 13, unless otherwise indicated.

How new and changed information is identified

New and changed information in most IMS library PDF publications is denoted by a character (revision marker) in the left margin. The first edition (-00) of *Release Planning*, as well as the *Program Directory* and *Licensed Program Specifications*, do not include revision markers.

Revision markers follow these general conventions:

- Only technical changes are marked; style and grammatical changes are not marked.
- If part of an element, such as a paragraph, syntax diagram, list item, task step, or figure is changed, the entire element is marked with revision markers, even though only part of the element might have changed.
- If a topic is changed by more than 50%, the entire topic is marked with revision markers (so it might seem to be a new topic, even though it is not).

Revision markers do not necessarily indicate all the changes made to the information because deleted text and graphics cannot be marked with revision markers.

Accessibility features for IMS Version 13

Accessibility features help a user who has a physical disability, such as restricted mobility or limited vision, to use information technology products successfully.

Accessibility features

The following list includes the major accessibility features in z/OS products, including IMS Version 13. These features support:

- Keyboard-only operation.
- Interfaces that are commonly used by screen readers and screen magnifiers.
- Customization of display attributes such as color, contrast, and font size.

Keyboard navigation

You can access IMS Version 13 ISPF panel functions by using a keyboard or keyboard shortcut keys.

For information about navigating the IMS Version 13 ISPF panels using TSO/E or ISPF, refer to the *z/OS TSO/E Primer*, the *z/OS TSO/E User's Guide*, and the *z/OS ISPF User's Guide Volume 1*. These guides describe how to navigate each interface,

including the use of keyboard shortcuts or function keys (PF keys). Each guide includes the default settings for the PF keys and explains how to modify their functions.

Related accessibility information

Online documentation for IMS Version 13 is available in IBM Knowledge Center.

IBM and accessibility

See the *IBM Human Ability and Accessibility Center* at www.ibm.com/able for more information about the commitment that IBM has to accessibility.

How to send your comments

Your feedback is important in helping us provide the most accurate and highest quality information. If you have any comments about this or any other IMS information, you can take one of the following actions:

- Click the **Contact Us** tab at the bottom of any IBM Knowledge Center topic.
- Send an email to imspubs@us.ibm.com. Be sure to include the book title and the publication number.

To help us respond quickly and accurately, please include as much information as you can about the content you are commenting on, where we can find it, and what your suggestions for improvement might be.

Chapter 1. New, changed, and deleted messages and codes for IMS Version 13

A number of messages and codes are new, changed, or deleted in IMS Version 13.

New messages and codes for Version 13

IMS Version 13 includes new BPE, CQS, CSL, DFS, DSP, G, HWS, and XDFLD messages, as well as new abend, DL/I, AIB, and SQL codes.

New BPE messages

The following messages are new:

BPE0048E
BPE0049I
BPE0050I
BPE0051E
BPE0052E
BPE0053E
BPE0054I

New CQS messages

The following messages are new:

CQS0012I
CQS0034A
CQS0247W
CQS0248I
CQS0301I
CSL2504I
CSL3070I
CSL4115E

New CSL messages

The following messages are new:

CSL4113E
CSL4114E

New DFS messages

The following messages are new:

DFS0006E
DFS0095I
DFS0123E
DFS0904I
DFS1849E
DFS1853I
DFS1937I
DFS3187I
DFS3197I
DFS3198I

| DFS3287E
| DFS3298E
| DFS3417E
| DFS3428W
| DFS3429E
| DFS3436E
| DFS3437E
| DFS3523W
| DFS3527E
| DFS3529
| DFS3531E
| DFS3549E
| DFS3553E
| DFS3555E
| DFS3785E
| DFS3786E
| DFS3787E
| DFS3788I
| DFS3789I
| DFS3948E
| DFS3950A
| DFS4408I
| DFS4409A
| DFS4410I
| DFS4411E
| DFS4412I
| DFS4413E
| DFS4414I
| DFS4432E
| DFS4433E
| DFS4434I
| DFS4435I
| DFS4436I
| DFS4437I
| DFS4438E
| DFS4439E
| DFS4440I
| DFS4441I
| DFS4442I
| DFS4443I
| DFS4500E
| DFS4518I
| DFS4575E
| DFS4576W
| DFS4585W
| DFS4586E
| DFS4600E
| DFS4600I
| DFS4601E
| DFS4601I
| DFS4602E
| DFS4603I
| DFS4604I
| DFS4605I
| DFS4606I
| DFS4607I

DFS4608E
DFS4610E
DFS4611E
DFS4612E
DFS4613E
DFS4614E
DFS4616E
DFS4617E
DFS4618E
DFS4619E
DFS4620E
DFS4621E
DFS4622E
DFS4623W
DFS4624I
DFS4625E
DFS4626I
DFS4627E
DFS4628I
DFS4629E
DFS4630E
DFS4634I
DFS4635I
DFS4636I
| DFS4637E
DFS4639E
DFS4640E
DFS4641E
DFS4642E
DFS4643E
DFS4644E
DFS4645W
DFS4646I
| DFS4648E
| DFS4649A
DFS4650I
DFS4651I
| DFS4652E
| DFS4660E
| DFS4661E
| DFS4662E
DFS4663E
DFS4664I
DFS4665I
DFS4666E
| DFS4667I
| DFS4668I
| DFS4669E
DFS4671I
| DFS4677E
| DFS4678E
| DFS4679E
DFS4687E
| DFS4704E
| DFS4705E
| DFS4706E

| DFS4707E
| DFS4708E
| DFS4709E
| DFS4710E
| DFS4711E
| DFS4720I
| DFS4721I
| DFS4725I
| DFS4831E
| DFS4865E
| DFS4866E
| DFS4930I
| DFS4965E
| DFS5386I
| DFSIX089

New DSP messages

The following messages are new:

DSP0397E
DSP0398E
DSP0399E
DSP1074E
DSP1075E
DSP1097E
| DSP1206E
DSP1249E
DSP1250E
DSP1251E
| DSP1256E
| DSP1262I
| DSP1267E
| DSP1268E

New G messages

The following messages are new:

G115

New HWS messages

The following messages are new:

HWSG4000I
HWSG4005I
HWSG4010I
HWSG4015E
HWSG4020W
HWSG4025W
HWSG4030W
HWSG4040W
HWSG4045W
HWSG4060I
HWSG4065E
HWSG4080W
HWSG4100E
HWSG4105W

HWSG4230W
HWSG4235W
HWSG4255W
HWSI1610W
HWSS0776W
HWSU3900E
HWSV4400I
HWSV4405I
HWSV4410E
HWSV4415E
HWSV4425I
HWSV4435W
HWSV4440E
HWSV4480W
HWSV4485W
HWSV4500E
HWSV4600E
HWSV4630W
HWSV4800E
HWSV4820E
HWSV4830W
HWSV4840W
HWSV5000E
HWSV5030W
HWSI1610W
HWSU3900E
HWSV4400I
HWSV4405I
HWSV4410E
HWSV4415E
HWSV4420E
HWSV4425I
HWSV4435W
HWSV4440E
HWSV4480W
HWSV4485W
HWSV4500E
HWSV4600E
HWSV4630W
HWSV4800E
HWSV4820E
HWSV4830W
HWSV4840W
HWSV5000E
HWSV5030W

New XDFLD messages

The following messages are new:

XDFLD600
XDFLD601
XDFLD602
XDFLD603
XDFLD604

New abend, DL/I, AIB, and utility codes

The following codes are new:

| 0055
| 0841
| 1002
| 1143
| 1155
| BPE 3404
| BPE 3405
| AN
| BH
| SF
| 0100/0110
| OTMA 0036
| Fast Path utility status codes

New SQL codes

The following codes are new:

| 000
| +098
| +100
| -010
| -101
| -104
| -117
| -122
| -158
| -198
| -199
| -203
| -204
| -205
| -206
| -208
| -301
| -302
| -303
| -305
| -313
| -350
| -404
| -407
| -408
| -413
| -420
| -490
| -514
| -516
| -517
| -518
| -519
| -530
| -531
| -840

|
|
|
-904
-5001
-8001
-8002
-8003
-8004
-8005
-8006
-8007
-8008
-8009
-8010
-8011
-8013
-8014
-8015

Changed messages and codes for Version 13

IMS Version 13 includes changed BPE, CQS, CSL, DBD, DFS, DSP, FLD, G, HWS, and SEG messages, as well as changed abend codes and component codes.

The following messages and codes are changed. An asterisk (*) indicates that the message text is changed.

Changed BPE messages

The following messages are changed:

BPE0001E
BPE0006I
BPE0010I
BPE0014E
BPE0017I
BPE0028I
BPE0029I
BPE0037E

Changed CQS messages

The following messages are changed:

|
|
|
|
|
CQS0034A
CQS0300I
CQS0222E
CQS0350W
CQS0354E

Changed CSL messages

The following messages are changed:

|
|
|
CSL0001E
CSL0012I
CSL2501I

Changed DBD messages

The following messages are changed:

DBD760

Changed DFS messages

The following messages are changed:

DFS047A
DFS0123E
DFS0430I
DFS0488I
DFS0843I
DFS0535I
DFS550I
DFS554A
DFS686W
DFS0730I
DFS0793I
DFS0832I
DFS0842I
DFS1190I
DFS1269E
DFS1913I
DFS1919I
DFS1994I
DFS2166
DFS2205I
DFS2291I
DFS2372I
DFS2452I
DFS2473I
DFS2499W
DFS2513I
DFS2662A
DFS2679A
DFS2854A
DFS2857E
DFS2858E
DFS0962I
DFS2859I
DFS2868W
DFS2930I
DFS2991E
DFS3298E
DFS3314W
DFS3178E
DFS3347A
DFS3374W*
DFS3422X
DFS3435A
DFS3498W
DFS3549E
DFS3613I
DFS3649A
DFS3678E

| DFS3688I
| DFS3702I
| DFS3709A
| DFS3176E
| DFS4342E
| DFS4388W
| DFS4401E*
| DFS4419I*
| DFS4420E
| DFS4421E
| DFS4424E
| DFS4426I
| DFS4429E
| DFS4440I
| DFS4441I
| DFS4447E
| DFS4477E
| DFS4478E
| DFS4486E
| DFS4494E
| DFS4585W
| DFS4600I
| DFS4601I
| DFS4637E
| DFS4637I
| DFS4662E
| DFS4663E
| DFS4810I

Changed DSP messages

The following messages are changed:

| DSP0012I
| DSP0141I
| DSP0222I
| DSP0224I
| DSP1076I
| DSP1095A

Changed FLD messages

The following messages are changed:

| FLD180

Changed G messages

The following messages are changed:

| G430
| G449
| G561

Changed HWS messages

The following messages are changed:

| HWSC0001I
| HWSC0114W

| HWSN1940W
| HWSS0714E
| HWSV4425I
| HWSX0905E
| HWSX0907E
| HWSX0909E

Changed SEGM messages

The following messages are changed:
| SEGM760

Changed abend codes

The following abend codes are changed:

| 0021
| 0029
| 0071
| 0073
| 0088
| 0107
| 0113
| 0119
| 0166
| 0370
| 0587
| 0602
| 0630
| 0717
| 0718
| 0757
| 0780
| 0800
| 0840
| 0979
| 1002
| 1009
| 1011
| 1021
| 1026
| 3044
| 3045
| 3048
| 3049
| 3053
| 3055
| 3303
| 3305
| 3422

Changed component codes

The following component codes are changed:
BPEATTCH codes
BPELOAD codes
BPERDPDS codes

| AIB 0108/0308
| AIB 0110/0050
| BPE 3400
| BPE 3401
| BPE 4095
| ODBM 0010
| OTMA 001A
| Fast Path utility: UR
| AC
| BA
| FM

Deleted messages and codes for Version 13

A number of messages and codes were removed from IMS in Version 13.

Deleted messages

The following messages were removed from IMS Version 13:

| CSL0010E
| DFS3187W
| DFS3253I
| DFS4147E
| DFS4149W

Deleted codes

The following codes were removed from IMS Version 13:

| 0062

Chapter 2. IMS problem determination

IMS messages and codes problem determination is accomplished by using procedures established by IBM.

Problem determination is accomplished by using procedures for identifying a failing module or program and determining whether the user or IBM is responsible for resolution of a given problem.

Problem determination information is included, as appropriate, for all messages and codes. In most instances, one or more numbers (for example, "4,6") appear after the heading **Problem Determination** for a given message or code. These numbers are cross-references to the numbered items that appear in the following list of standard problem determination actions to be taken by the user.

1. Save the console sheet from the z/OS console.
2. Save the input associated with the job.
3. Save the SYSOUT (system output) associated with the job.
4. Save the storage memory dump at time of failure of the IMS control region, and save the memory dump of all associated message regions. (If SYS1.DUMP is used, print, and save it.)
5. Save the IMS log printout.
6. Save the IMS master terminal printout.
7. Save the local or remote terminal printout.
8. Save the JCL listings.
9. Save the ACB generation output.
10. Save the IMSGEN listing.
11. Save the SYSABEND memory dump. (If SYS1.DUMP is used, print, and save it.)
12. Save the assembly listing of any user-modified IMS modules.
13. Save the bind map.
14. Save the LOG trace.
15. Save the IMS log printout starting with the records that were written just before abnormal termination.
16. Save the output listing from the MFS Language Utility execution.
17. Collect the following problem-related data:
 - a. System memory dump if running batch.
 - b. If running online, print log records type X'67', sub-record type X'FF' (Pseudoabend). Use the File Select and Formatting Print program to print these records. The OPTION PRINT control statement must specify EXITR=DFSERA30.
 - c. Run the DL/I test program (DFSDDLTO) with SNAP statements before and after the failing call.
 - d. Save the PSB and DBD listings or statements, or both, related to the failure.
 - e. Create a memory dump of log records type X'67', sub-record type X'FE' (program isolation trace). Use the File Select and Formatting print program to print the records. Program isolation trace must be enabled when the log is created. The OPTION PRINT control statement must specify EXITR=DFSERA40.

- f. If online, a snap from the log of the online region.
 - g. A history of the database backout, recovery, and reorganization activity.
18. Save the assembly listing for the associated DBDs.
 19. Save the assembly listing for the associated PSBs.
 20. Save a listing of the VSAM catalog entries for the associated data sets at the time of failure.
 21. Reserved for future use
 22. Reserved for future use
 23. Contact IBM for hardware support.
 24. Create a memory dump of the 3270 diagnostic error log records off the IMS log: Record type X'67': sub-record type X'03'.
 25. Submit a copy of the IMS log.
 26. Determine the CCB involved from the SPACCB field of the scratch pad area or from the CTBCCBPT field. Determine the associated (a) source and output CNT, and (b) the line and PTERM (CTB).
Determine from log records 01, 02, 03, 07, 08, 11, 12 and 13 the status of the conversation:
 - a. The message was ready, but the application was not scheduled. A 01 destination is a conversational SMB.
 - b. The application was scheduled and a 08 record was produced.
 - c. The application inserted a segment to a conversational terminal. If the destination of the message is CNT, 03 and 13 records are produced.
 - d. The application inserted a segment to a conversational program. SPA is the first segment of a message in the 03 records.
 - e. The application finished normally or terminated abnormally. The 07 record contains the completion code of a conversational application. The DLRFLAG2 area (the last word of the 07 log record) contains synchronization point information.
 - f. A 12 record indicates that the conversation was terminated.
 - g. Determine if 02 records, produced for the following commands, affected the terminal in conversation: /EX1, /HOLD, /REL, or /START LINE (no PTERM).
 - h. Does restarting IMS affect the conversation? For details, see the input to and output logs from restart.
 27. Save the z/OS hardcopy message log output.
 28. Determine the status of z/OS and IRLM operating in the other system with which this system is connected during normal operations.
 29. Save the IRLM address space dump generated at the time of the failure.
 30. Save the memory dump of any IMS online or batch address space that failed near the time of the IRLM failure. Follow IMS problem determination procedures relative to the IMS memory dump. The IMS failure might be related to the IRLM failure.
 31. Save a listing of the IRLM start procedure JCL.
 32. Save a listing of the IMSGEN performed to install the IRLM.
 33. Save listings of the VTAM[®] definitions performed to install the IRLM.
 34. Save the GTF trace output, if any is available showing activity at the time of the failure.
 35. Refer to the following manuals for further assistance to resolve your problem:
 - *IMS Version 13 Messages and Codes, Volume 1: DFS Messages*

- *IMS Version 13 Messages and Codes, Volume 2: Non-DFS Messages*
- *IMS Version 13 Messages and Codes, Volume 3: IMS Abend Codes*
- *IMS Version 13 Messages and Codes, Volume 4: IMS Component Codes*
- *IMS Version 13 Diagnosis*

Check all input for accuracy and analyze any memory dumps.

If you are still unable to solve your problem, contact IBM Software Support for further assistance.

36. If you are unable to solve the problem, contact IBM Software Support for assistance.
37. Submit a copy of the type X'02' log records.
38. Save the CCTL SNAP or SDUMP data set.
39. Save a listing of the DBRC RECON.
40. Take an SVC memory dump and contact IBM Software Support for further assistance.

Chapter 3. DFS messages

The DFS messages are issued by IMS to indicate when some event or series of events have occurred in the running of the program.

DFS messages have the form **DFS***nnnn***Z**. The *nnnn* are 3 or 4-digit numbers; the letter *Z* represents a suffix code. The messages are sorted according to the numeric value of *nnnn*.

Keycall messages bound for the system console have the suffix **I** appended to the message.

Some messages have an IMS system ID appended to identify the IMS system receiving the message when multiple IMS systems are being run.

When **TIMESTAMP** is specified in the **COMM** or **IMSGEN** macro, the time is inserted between the message number and the text for each of the following messages. The time is not inserted in a **DBCTL** environment.

DFS001 through DFS056	DFS2231 through DFS2274	DFS3411 through DFS3413
DFS058 through DFS091	DFS2290	DFS3420
DFS093 through DFS193	DFS2418	DFS3431
DFS195 through DFS300	DFS2460	DFS3438
DFS574 through DFS577	DFS2468	DFS3440 through DFS3442
DFS968	DFS2476	DFS3451 through DFS3454
DFS999	DFS2530 through DFS2538	DFS3457
DFS2000 through DFS2010	DFS2577	DFS3460
DFS2013 through DFS2018	DFS2610	DFS3461
DFS2020 through DFS2078	DFS2717	DFS3470 through DFS3472
DFS2100 through DFS2144	DFS3101 through DFS3117	DFS3656
DFS2151 through DFS2173	DFS3200 through DFS3250	DFS3800

The following information is supplied with each message when applicable:

Explanation: States what the message means; why it appears; what caused it; what its variable entry fields are.

System action: States what is happening as a result of the condition causing the message; whether the system is waiting for responses. If this information is not shown, it does not apply.

Operator, System programmer, Programmer, or User response: If a response is necessary, states who performs the action, what the pertinent responses are, and their effect on the system or program. If this information is not shown, it does not apply.

Problem determination: If the problem recurs or persists so that system efficiency suffers, this section states what actions must be performed to obtain adequate data for trained hardware or programming support personnel to diagnose the problem. If this information is not shown, it does not apply.

Problem Determination refers to a list of problem determination actions that are specified in Chapter 2, "IMS problem determination," on page 13. These common action tables do not teach diagnostic techniques, but instruct the operator or programmer about what to do when problems recur. The problem determination actions aid you in identifying hardware or programming problems and provide essential programming information that qualified support personnel can use to diagnose and correct the difficulty.

Those messages that refer to function "ff" apply to one of the following utilities as denoted by the 2-character codes shown below:

Code	Meaning
PO	Preorganization
CA	Change Accumulation
IM	Image copy
RV	Database Recovery
SU	HISAM Reorganization Unload
RU	Secondary Index Unload
SR	HISAM Reorganization Reload
RR	Secondary Index Reload
DU	HD Reorganization Unload
DR	HD Reorganization Reload
ZB	Database Zap
ZM	Module Zap
SN	Database Scan
PR	Prefix Resolution
PU	Prefix Update

Severity: The chart below applies to the MFS Language utility program severity codes. The severity code indicates the seriousness of the message.

Messages produced by the preprocessor phase of the MFS Language utility place the severity code to the right of each message number. Messages produced by the other phases do not include the severity code in the message text. Consult the individual message descriptions for specific severity codes associated with each message.

Severity code

	Meaning
0	Message is an information message only.
4	Severity code 4 is produced by warnings, minor errors, and assumed defaults that are probably valid. The creation of valid blocks is probable.
8	This error is significant and it results in questionable defaults, or ignored specifications. The creation of invalid blocks is possible.
12	Required operand is omitted or contradictory specifications have been supplied. Creation of invalid blocks is probable.
16	Language translation continues with limited function. Created blocks are invalid, or creation of blocks is suppressed.
20	Language translation cannot continue and is terminated immediately. Created blocks are invalid.

The highest severity code issued by the MFS Language Utility Program during a job step is returned as the completion code to the operating system.

Chapter 4. DFS messages, DFS000I - DFS050A

This topic contains the following messages:

DFS000I *various*

Explanation: This message number is used for the following situations:

- An IMS message number prefixed to user messages sent to the system console through the IMS queues.
- A message ID for /DISPLAY responses.
- A message number for messages switched to the system console.
- Continuation lines on messages of more than one segment.
- Name of DBRC region to be included online.

System action: IMS continues processing.

Module: DFSCINB0, DFSDNSC0, DFSFDR60

DFS001 **UNDETERMINED ERROR ON 3270.**
 LINE x PTERM y

Explanation: An undetermined error was detected in module DFSDN130 (remote 3270), or in DFSDN140 (local 3270).

System action: The line has been stopped. A log record type X'67' sub-record X'01' has been written using the IMS TRACE facility, which provides a snap of the IMS control blocks and save areas.

Operator response: (master terminal) You can attempt to restart the line with a /START LINE x PTERM ALL command. If the failure occurs consistently, please print the log data set to determine the cause of the error.

Problem determination: 1, 5, 6, 36

Module: DFSDN130, DFSDN140

Related information:

Chapter 2, "IMS problem determination," on page 13

DFS002I **MONITOR WILL NOT BE**
 AVAILABLE-NOT SL TAPE

Explanation: The data communication monitor tape must be a scratch tape with a standard label or standard user label.

System action: IMS continues processing without monitor logging.

Operator response: If data communication monitor logging is required, IMS must be restarted.

Programmer response: If data communication monitor logging is needed, make sure that the IMSMON DD statement specifies a standard label or standard user label.

Module: DFSXLG10

DFS003I *xxx* **MODE COMPLETED.**

or

DUP MODE COMPLETED. nnnnn ERRORS.

Explanation: Either form of this message can be issued, and both indicate that the Log Recovery utility successfully completed the DUP, REP or CLS function. *nnnnn* specifies the number of error records written on the interim log data set during the DUP processing. *xxx* represents the CLS or REP mode.

System action: The Log Recovery utility terminates normally.

Programmer response: For CLS mode and REP mode, no response is required.

For DUP mode, if *nnnnn*=0, the output log is error free and can be used as the online log data set (OLDS). If *nnnnn*=1 and you specified ERRC=00000, an error occurred on the input log and the output log was truncated at the point of error. Check the input log at the error point to determine if the output log was truncated at the correct point. Otherwise, use the Log Recovery utility in REP mode to produce an error free OLDS.

Module: DFSULG10

DFS0005A **REPLY "Y" IF THIS IS A REMOTE**
 DRRS SITE

Explanation: During shared virtual storage option (VSO) area open processing, the IMS-managed dual structure support detected the DEALLOCATE PENDING CONNECTIVITY LOST status for the structure. If you are employing a DASD mirroring solution for disaster recovery with CFRM policies identical at both the disaster recovery remote sites (DRRS) and the production site, answering **Y** identifies this system as an IMS at a disaster recovery site. It bypasses the error status. Be sure to include both the production site and disaster recovery site CF in the preference list for the SVSO structures.

System action: If you indicate that this system is a remote disaster recovery site, IMS proceeds with the area open processing by creating and connecting to a new structure.

If you indicate that this system is not a remote disaster recovery site, the area open processing is terminated

DFS0006E • DFS0011W

with message DFS3702I with reason code 41.

System programmer response: Reply Y or y if this IMS is at the remote disaster recovery site. Any other reply indicates this IMS is not at disaster recovery site.

Module: DBFVXAS0

DFS0006E REQUESTED VERSION *req_v_nmbr*
AND CURRENT VERSION *cur_v_nmbr*
OF DEDB *dedbname* ARE
INCOMPATIBLE

Explanation: An application program attempted to access a version of a Fast Path data entry database (DEDB) other than the current version, but IMS cannot build the internal blocks that are required to access non-current versions of the database, because the current version of the database contains a change in the database definition (DBD) that is not supported by database versioning.

Application programs cannot access any prior version of the database, unless the application programs are changed or the unsupported change is removed from the database.

In the message text:

cur_v_nmbr

The version number of the current version of the DEDB database that is identified in the message text. The current version is the version of the database that contains the actual physical structure of the database as it is stored on DASD. The current version of the database contains a structural change that is incompatible with the prior version of the database.

req_v_nmbr

The version number of the requested version of the DEDB database that is identified in the message text. An application program attempted to access the requested version; however, IMS cannot return data in the format defined by the requested version of the database, because the current version contains an incompatible structural change.


Possible cause: The incompatible changes are indicated in one or more DFS0123E messages that IMS issues to the console before this message.

System action: Access to the database fails and the application program receives a status code.

System programmer response: Note the return codes in all DFS0123E messages. Look up the meanings of the return codes in the DFS0123E documentation.

Module: DBFVER10

Related concepts:

 Database modifications supported by database versioning (Database Administration)

Related information:

“DFS0123E” on page 51

DFS0007I /STA MADSIO COMMAND IGNORED.
MADSLOT ALREADY ACTIVE.

Explanation: The MADSLOT function was already active when the /START MADSIO command was issued. Issue the /START MADSIO command to resume MADSLOT function if it is stopped.

System action: The /START MADSIO command was not processed.

Operator response: No action is required.

Module: DBFCST00

DFS0008I /STO MADSIO COMMAND
IGNORED. MADSLOT IS NOT
ACTIVE.

Explanation: The MADSLOT function was not active when the /STOP MADSIO command was issued.

System action: The /STOP MADSIO command was not processed.

Operator response: No action is required.

Module: DBFCST00

DFS009 *timestamp* COMMAND NOT
AUTHORIZED AS ENTERED FROM
OM API

Explanation: The command that was entered is not authorized from the entering OM API. The command authorization was specified on the CMDSEC= parameter of the CSL PROCLIB member DFSCGxxx (RACF® or equivalent, DFSCCMD0, or both), but it does not authorize the user ID of the OM API to issue the command.

System action: The command is rejected.

Programmer response: Reenter the command from an OM API with an authorized USERID, or update the authorization information for the current USERID and reenter the command from the OM API.

Module: DFS0CM30

DFS0011W AREA=*areaname* DD=*ddname*
ALLOCATION FAILED

Explanation: The named DD could not be allocated by the /START AREA command. The named DD is not specified by a DD statement nor is it specified in the ALLOCATE/DEALLOCATE parameter list.

System action: Processing continues without the named DD allocation.

Programmer response: Correct the DD in the

ALLOCATE/DEALLOCATE parameter list, and reenter the /START AREA command or issue the UPDATE AREA START(ACCESS) command.

Module: DBFARDA0

DFS0012I SPOOL DATASET UNALLOCATION ERROR - *aaaaaaaa,bbbb,ccccccc,dddd,eeee,ff,gggg,hhhh,ii..ii*

Explanation: An error occurred during deallocation of an IAFP JES SPOOL data set.

In the message text:

aaaaaaaa

Job name of the IMS-dependent region for which the deallocation failed.

bbbb

Job number corresponding to job *aaaaaaaa*

ccccccc

The ddname of SPOOL data set.

dddd

Dependent region number.

eeee

Return code from SPOOL data set deallocation processing.

ff

Deallocation request type. Possible values are as follows:

80 No special request

40 Remove from hold status

20 Send to remote destination

08 Delete data set

gggg

Dynamic deallocate error code.

hhhh

Dynamic deallocate error information.

ii..ii

data set name for 44 bytes.

This message is returned only if the application program requested "Messages" for the data set in the IAFP= options parameter.

During IMS sync point or Terminate Thread processing, the referenced print data set was not deallocated. The print data set remains allocated to the dependent region until the dependent region terminates. The dependent region must be terminated as soon as practical so MVS can deallocate the data set. The MVS operator might need to control the proper disposition of the print data set. See message DFS0013E for detailed information about the deallocation error. Additional information about the error is also available on the IMS system log, log record type 67D0.

System action: Processing continues uninterrupted.


Programmer response: Review the *ff* section of this message. If *ff*=8, the deallocation failure occurred while attempting to delete the data set. Delete the data set as soon as the dependent region terminates. If *ff* contains any other value, print the data set after the dependent region terminates.

Problem determination: See the *z/OS MVS Programming: Authorized Assembler Services Guide* (SA22-7608) for error and information codes.

Module: DFSIAFP0

Related reference:

 *z/OS: Deallocating resources*

 *z/OS: Interpreting error reason codes from DYNALLOC*

Related information:

"DFS0013E"

DFS0013E IAFP SPOOL PROC. ERR.
LTERM=ccccccc, REGION=xxxx,
OPERATION=xxx, R.C.=xxxx, REASON
CODE=xxxx

Explanation: An IMS or z/OS system error occurred in the processing of an IAFP JES SPOOL data set. The operation, return code, reason code, and the LTERM name specified by the application as the "Dest Name" is displayed. REGION is the IMS-dependent region number in which the error occurred. The operations are as follows:

DYN The JES SPOOL data set was not dynamically allocated.

MEM Memory was obtained for IAFP processing. This is a critical system error. Consult the system programmer for return code meaning.

OPN The JES SPOOL data set was not opened.

OUT The OUTPUT descriptor for the JES SPOOL data set dynamically allocated was not created (SVC 109 failure).

UNA The JES SPOOL data set was not dynamically deallocated.

WRT The JES SPOOL data set was not written to.

For a BSAM WRT operation, if the value of *LLZZ* is not 4 bytes larger than the value of *llzz*, a write error occurs and this message is issued by the IMS Spool API interface. The status code for the ISRT call is AX.

System action: Processing continues uninterrupted.


Programmer response: IMS has detected an error in either an IMS or z/OS systems service. See the message text for an indication of the IMS or z/OS service being used. Additional information about the error is also available on the IMS system log, log record type 67D0.

Problem determination: See the *z/OS MVS Programming: Authorized Assembler Services Guide* (SA22-7608) for return and reason codes.

Module: DFSIAFP0

Related reference:

 *z/OS: Deallocating resources*

 *z/OS: Interpreting error reason codes from DYNALLOC*

DFS0014I JES SPOOL D.S. REQUIRES
 ccccccc,JOBNAME=cccccccc,
 JOB#=aaaa,DDNAME=cccccccc,
 DATASET=aa..aa

Explanation: An application program requested messages for the data set in the IAFP= options parameter. During IMS restart, the status of an IAFP JES SPOOL data set was in doubt when the previous IMS terminated. To ensure message integrity, the z/OS operator must process this data set as indicated. It is possible that the indicated data set cannot be found.

This message might not represent a problem and is applicable only if the IMS application requested print disposition messages for the data set.

System action: Processing continues uninterrupted.

Operator response: Perform one of the following actions:

DELETION

Delete the indicated JES SPOOL data set.

PRINTING

Deallocate the indicated JES SPOOL data set for processing by the JES SPOOL driver (for example, PSF).

Module: DFSIAFP0

DFS0015I mmmm nn FAILED TO GET CONTROL
 BLOCK cccc

Explanation: DBFCDR0 was unable to obtain WORK storage. In the message text:

mmm Short name of module.

nn Position in the module where the message is issued.

cccc The control block name.

The short name is DRC0. The module name is DBFCDR0. The function is to process /DISPLAY RTCODE command

System action: /DISPLAY RTCODE command aborted.

User response: No action is required.

Module: DBFCDR0

DFS0017I An invalid service call has been issued
 to FP command ITASK.

Explanation: An invalid call was issued.

System action: IMS continues processing.

Operator response: Contact IBM Software Support.

Module: DBFCST00

DFS0019I DBRC UNAUTH REQUEST FAILED
 FOR DBD=dbdname, AREA=areaname
 RC=xx


Explanation: DBFARD30, DBFARD40, DBFMLCL0, DBFHDEP0, or DBFSTAP0 issued UNAUTH request to DBRC, but DBRC returned a nonzero return code less or equal to 16.


System action: The unsuccessful return code is passed to the caller.

User response: For the meaning of the return code, see the "Return codes from Unauthorization call" topic. Contact the IBM Software Support if additional help is needed.

Module: DBFARD30, DBFARD40, DBFMLCL0, DBFHDEP0, DBFSTAP0

Related reference:

 DBRC request return codes (Messages and Codes)

 Return codes from Unauthorization call (Messages and Codes)

DFS0020I DMAC HAS BAD POINTER TO
 DMCB, /DIS STATUS DB COMMAND
 REJECTED

or

**NO DDIR WAS FOUND, /DIS STATUS DB
 COMMAND REJECTED**

or

**NO DMCB WAS FOUND NO FP DB IS AVAILABLE,
 /DIS STATUS DB COMMAND REJECTED**

or

**DMCB HAS BAD POINTER TO DDIR, /DIS STATUS
 DB COMMAND REJECTED**

Explanation: Inconsistency in control block was found during /DIS STATUS DB command processing.

System action: Non-zero return code is set for the caller. /DIS STATUS DB command is terminated.

User response: Gather information about the database and contact IBM Software Support.

Module: DBFCRAR0

DFS022I DYNAMIC BACKOUT WAS NOT
 SUCCESSFUL FOR jobname

Explanation: This batch job's log resides on DASD, and the execution parameter BKO=Y (dynamic backout) was specified. The job pseudoabended, and IMS

invoked dynamic backout. This message will indicate whether or not the backout was successful.

System action: The batch job is terminated abnormally.

Programmer response: If the dynamic backout was unsuccessful, the Batch Backout utility can be used to attempt the backout.

Problem determination: 1, 2, 8, 11, 36

Module: DFSDLA00

Related information:

Chapter 2, "IMS problem determination," on page 13

**DFS0023I COMMAND REJECTED. MADSIOT
KEYWORD NOT FOUND IN
DFSVMxx.**

Explanation: The /START MADSIOT or /STOP MADSIOT command was issued, but the MADS I/O Timing function was not enabled in this IMS.

System action: Processing continues.

Operator response: To enable the MADS I/O Timing function, specify the keyword MADSIOT in the DFSVMxx PROCLIB member by using the format:
MADSIOT=(*StructureName*,*IOTime*)

Where:

- *StructureName* is 16 characters.
- *IOTime* is a 3-digit value (0-255) that specifies the time span in which the Media Manager returns the status of the IO request.

The MADSIOT function will be enabled after IMS recycles.

Module: DBFCST00

DFS024 INVALID PASSWORD FORMAT

Explanation: The password format of the last input was invalid for one of the following reasons:

- The opening parenthesis or the bypass character is the last character of the input data.
- The password is longer than eight characters.
- There is no closing parenthesis or bypass character.

System action: IMS ignores the entered data.

Operator response: Reenter the data with the correct password format.

Module: DFSICIO0

**DFS025 UNABLE TO FIND INPUTTING
TERMINAL. LINE STOPPED. LINE x
PTERM y**

Explanation: Input was received on the indicated line, and the originating terminal could not be determined.

System action: The line has been stopped. A log record type X'67', sub-record X'01' was written using the IMS TRACE facility, which provides a snap of the IMS control blocks and save areas.

Operator response: (master terminal) Contact your IMS system programmer for assistance. Determine the cause of the failure (possible hardware malfunction, or terminal not defined to IMS). The line can be restarted with the /START LINE command.

Programmer response: Determine the cause of the failure.

Problem determination: 5, 6, 14, 36

Module: DFSDN030

Related information:

Chapter 2, "IMS problem determination," on page 13

**DFS026 UNABLE TO FIND INPUTTING
TERMINAL. LINE DEACTIVATED.
LINE x PTERM y**

Explanation: Input was received on the indicated line, and the originating terminal or control unit could not be determined.

System action: The line was deactivated. A log record type X'67', subrecord X'01' was written using the IMS TRACE facility, which provides a snap of the IMS control blocks and save areas.

Operator response: (master terminal) Notify your IMS system programmer. The line cannot be reactivated until the IMS system has been shut down and restarted.

Programmer response: Determine the cause of failure.

Problem determination: 14, 36

Module: DFSFTRM0

Related information:

Chapter 2, "IMS problem determination," on page 13

DFS027 I/O ROUTINE ERROR

Explanation: The device module has failed to interface correctly with the communications analyzer. This was caused by a device-dependent module logic error.

System action: The line has been shut down. A log record type X'67', subrecord X'01' was written using the IMS TRACE facility, which provides a snap of the IMS control blocks and save areas.

Operator response: (master terminal) Notify your IMS system programmer. The line cannot be reactivated until the IMS control region has been shut down and reactivated.

Programmer response: Determine the cause of failure.

Problem determination: 14, 36

DFS028 • DFS030I

Module: DFSICIO0

Related information:

Chapter 2, "IMS problem determination," on page 13

DFS028 INVALID ATTENTION INPUT DETECTED

Explanation: Input that required action was received, but the DFSCFEP0 (MFS Paging Processor) did not recognize it.

System action: Input is ignored, and the terminal is made inoperable.

Programmer response: If the terminal is programmable, check the logic—how is attention sent to the host? If the terminal is not programmable, there is a probable hardware error. If the problem recurs, take a DC trace or a GTF trace.

Module: DFSCFEP0

DFS029 DDM LOGIC ERROR DETECTED

Explanation: An invalid request was returned to the MFS output control module (DFSCFEO0) from a device-dependent module. The device-dependent module requested the data after the EOM or EOD occurred.

System action: The terminal is made inoperable.

Programmer response: Check for any discrepancy between the actual terminal and its definition in IMS. If the terminal is programmable, also check for logic errors in the output.

Module: DFSCFEO0

DFS030I DBRC VERUOR REQUEST FAILED, RC=yy

or

DBRC REQUEST FAILED, REASON=xx, RC=yy

or

DBRC SIGNOFF REQUEST FAILED xx, RC=yy

or

DBRC SAVUOR REQUEST FAILED, RC=yy

or

DBRC UPDUOR REQUEST FAILED, RC=yy

Explanation: The first form of the message is issued by modules DFSDBAU0, DFSDDUI0, DFSDLOC0, and DBFPIC0. The second form of the message is issued by module DFSPCCC0. The SAVUOR, UPDUOR and VERUOR versions of the message are issued by either

DFSRBOI0, DFSDBDR0 or DFSST500.

The particular DBRC request with or without the reason code *xx* failed with a return code of *yy*.

To determine the cause of the failure indicated by the return code *yy*, see the DBRC request return codes information in *IMS Version 13 Messages and Codes, Volume 4: IMS Component Codes*.

The following reason codes indicate the *xx* value.

Code (hex)

Meaning

- 01 A synchronization process or emergency restart backout process attempted to notify DBRC of a database backout failure. DBRC indicated that the database was not registered. If the database is not registered, neither process notifies DBRC, and the condition does not occur.
- 02 A synchronization process or an emergency restart backout process attempted to notify DBRC of a database backout failure. DBRC indicated that the subsystem was not authorized to use the database. Because no changes to the database could have been made unless it was authorized, this condition should not have occurred.
- 03 A database authorization call was made to DBRC. A return code 'X'0C', which indicated that the subsystem was not signed on to DBRC, was received upon return. This condition should not have occurred unless there was an error in the IMS subsystem initialization or in the DBRC.
- 05 A sign-off call was made to DBRC while IMS was terminating. The return code indicated that either there was no subsystem entry found, that an internal error was encountered during the unauthorization process, that the subsystem entry was found but terminated abnormally, or that the recovery processing had been started.
- 06 DBRC was called to unauthorize a database during DL/I close processing. The return code set by DBRC indicated that the database was not registered in the RECON data set. Because the unauthorization call is only issued if the database is registered to DBRC, an internal error has occurred.
- 07 DBRC was called to unauthorize a database during DL/I close processing. The return code set by DBRC indicated that the subsystem was not registered in the RECON data set. Because the subsystem was registered when authorization for the database was obtained, an internal error has occurred.
- 08 DBRC was called to unauthorize the database during DL/I close processing. The return code from DBRC indicated that the subsystem did not have authorization for the database. Because authorization for the database was

- obtained before the database was opened, this condition should not occur.
- Abend 3275 is issued if DBRC returns this code and the system is not being emergency restarted. During emergency restart, this condition might exist if the /DBRECOVERY command is run for the HALDB master before the /ERESTART command is run.
- 09** DBRC was called to unauthorize a database during DL/I close processing. The return code set by DBRC indicated that an internal DBRC error occurred during or subsequent to the authorization process, or that the unauthorization process was unable to produce a new authorization state for the database. See the message issued by DBRC before the abend for further explanation.
- 0A** The database open call to DBRC was issued during DL/I open processing. The return code from DBRC indicated that the database being processed was not registered to DBRC. This situation might not occur, because DBRC is not called during open processing unless authorization for the database was previously obtained from DBRC.
- 0B** The return code set by DBRC when the database open call was processed indicated that the subsystem was not registered to DBRC. This situation should not occur, because DBRC is called during DL/I open processing only if the subsystem previously obtained authorization for the database, at which time it must be registered to DBRC.
- 0C** The database open call to DBRC was issued during DL/I open processing. The return code from DBRC indicated that the subsystem did not have authorization for the database. This situation should not occur because the open call to DBRC is issued only if authorization was obtained for the database before DL/I open processing was started.
- 0D** The database open call to DBRC was issued during DL/I open processing. The return code from DBRC indicated that an internal DBRC error was detected.
- 0E** The DBRC call to reverify the data sets failed.
- 0F** DBRC received an end HSSP Image Copy call during image copy termination. The DBRC return code indicates that the image copy record specified was not found. The begin HSSP Image Copy call should create that image copy record.
- 10** DBRC received an end HSSP Image Copy call during image copy termination. The DBRC return code indicates that the database/area was not registered in the RECON data set. HSSP Image Copy can only process a registered database/area.
- 20** DBRC received an end HSSP Image Copy call during image copy termination. The DBRC return code indicates that the end HSSP Image Copy call was already made for this image copy processing. Abend 3275 is issued if DBRC returns this code and the system is not being emergency restarted.
- 30** DBRC received an end HSSP Image Copy call during Image Copy termination. The DBRC return code indicates that an internal DBRC error occurred.
- 40** DBRC received an end HSSP Image Copy call during image copy termination. The DBRC return code indicates that an invalid parameter was found.
- 50** DBRC was called to unauthorize a database during close DMB processing for RSR DL/I database tracking. The DBRC return code, X'48', indicated there was a bad parameter passed during the unauthorize call.
- 51** DBRC was called to unauthorize a database during close DMB processing for RSR DL/I database tracking. The DBRC return code, X'04', indicated the database was not currently authorized.
- 52** DBRC was called to unauthorize a database during close DMB processing for RSR DL/I database tracking. The DBRC return code, X'08', indicated the authorized USID was not complete.
- 53** DBRC was called to create a REORG record for the database. The return code from DBRC indicates there was a problem processing the request. For additional information about return codes from the RELOAD Utility, and to determine the cause of the failure, see the DBRC request return codes information in *IMS Version 13 Messages and Codes, Volume 4: IMS Component Codes*.
- 54** DBRC was called to create a REORG record for the database. The return code, X'04', indicated that the database was not registered.
- 55** DBRC was called to create a REORG record for the database. The return code, X'08', indicated there was an I/O error reading the RECON data set or a DD statement was not included for a data set being reorganized.
- 56** An invalid partition reorganization number was passed on the notify reorganization call to DBRC.

System action: IMS terminates abnormally with abend 3275.

Programmer response: Check the return code and take appropriate action.

Problem determination: 1, 4, 10, 35

Module: DFSDDUI0, DFSDLOC0, DFSPCCC0, DBFPIC0

Related reference:

 DBRC request return codes (Messages and Codes)

Related information:

Chapter 2, "IMS problem determination," on page 13

**DFS031I IRLM QUIT REQUEST FAILED,
RC=xx-yy**

Explanation: During normal termination of IMS, the quit request to the IRLM failed. The return code *xx* and reason code *yy* indicate the error condition. To determine the cause of the failure, see IRLM request return and reason code information for the QUIT request codes.

System action: IMS terminates abnormally.


Operator response: Inform the system programmer.

Programmer response: Check the cause of the problem and, if necessary, restart IMS with /ERE.

Problem determination: 1, 4, 10, 36

Module: DFSPCCCO

Related reference:

 IRLM request return and reason codes (Messages and Codes)

Related information:

Chapter 2, "IMS problem determination," on page 13

**DFS032I DUPLICATE ENTRY ON IDENTIFY
REQUEST, RESTART ABORTED**

Explanation: An identify request was issued to the IRLM and the return code received indicated that an entry existed by that name.

System action: Restart is terminated.

Operator response: If no backout is required, enter /ERE COLDSYS to restart IMS.

Module: DFSRST00

**DFS033I DUPLICATE ENTRY ON SIGNON
REQUEST, RESTART ABORTED**

Explanation: A sign-on request was issued to DBRC and the return code received indicated that an entry already existed in the RECON data set for the IMS system.

System action: Restart is aborted.

Operator response:

If an XRF alternate system is being started, enter the /ERE BACKUP command; otherwise, enter /ERE OVERRIDE.

Module: DFSRST00

**DFS034I DATA BASE AUTHORIZATION AND
LOCKS RELEASED**

Explanation: An emergency COLDSYS start, using /ERE COLDSYS command, was specified, and the database and global locks authorized from the previous run of IMS were released.

System action: IMS continues with the execution.

Programmer response: Ensure that offline recovery or batch, or both, backout is performed.

Module: DFSRST00

DFS035I TYPE INITIALIZATION COMPLETE

Explanation: This message indicates that the initialization process is complete. After the issuance of this message, the process links to the application program.

When BATCH is displayed in the *TYPE* field, the initialization process is complete for a DL/I batch environment. When TMBATCH is displayed in the *TYPE* field, the initialization process is complete for a TM batch environment.

System action: Execution continues.

Module: DFSPCC30

**DFS036A BATCH BACKOUT /NOT
REQUIRED/IS REQUIRED/ FOR
jobname**

Explanation: This message indicates whether a batch backout is required after a batch job was terminated abnormally and updates were committed. If batch backout is not required, the application program made all updates before the last checkpoint or the dynamic backout in batch (BKO=Y) ran successfully. If batch backout is required, the application program made updates after the last checkpoint.

System action: The batch job terminated.

Programmer response: If a batch backout is not required, you must either restart the program from the last checkpoint or from an earlier checkpoint. The option of restarting a job from an earlier checkpoint is not available in a data-sharing environment.

- To restart the program from the last checkpoint, use the XRST call.
- To restart the program from an earlier checkpoint, do one of the following:
 - Run the Batch Backout utility to the first checkpoint that occurred before the program made any updates. Then rerun the program.
 - Run the Batch Backout utility to a checkpoint that occurred after the program made some updates. Then use the XRST call to restart the program at the checkpoint used in the batch backout job.

If a batch backout is required, you must either restart the program from the last checkpoint or from an earlier checkpoint. The option of restarting a job from an earlier checkpoint is not available in a data-sharing environment.

- To restart the program from the last checkpoint, run the Batch Backout utility. Then use the XRST call to restart the program.
- To restart the program from an earlier checkpoint than the last one, do one of the following:
 - Run the Batch Backout utility to the first checkpoint that occurred before the program made any updates. Then rerun the program.
 - Run the Batch Backout utility to a checkpoint that occurred after the program made some updates. Then use the XRST call to restart the program at the checkpoint used in the batch backout job.

Module: DFSPCCC0, DFSFLST0

DFS036I **BATCH BACKOUT /NOT
REQUIRED/IS REQUIRED/ FOR
jobname**

Explanation: This message indicates whether batch backout is required for a batch job that is terminating abnormally. If batch backout is not required, the application program terminated abnormally for one of the following reasons:

- No database updates were made
- The job has no log
- The dynamic backout in batch ran successfully.

If batch backout is required, the application program makes database updates, but no CHKPT checkpoint call is made. Message DFS681I is not issued.

Batch backout can also be required for a job where there have been no updates but where GET TYPE calls resulted in extended pointer set corrections.

System action: The batch job terminated.

Programmer response: If a batch backout is required, run the Batch Backout utility. Rerunning the backout from the beginning or using XRST is your or your application's option; there are no IMS integrity issues after backout is done successfully.

Module: DFSPCCC0, DFSFLST0

Related information:
"DFS681I" on page 180

DFS037I **IRLM SPECIFIED, DBRC NOT ACTIVE**

Explanation: For this execution of IMS, IRLM=Y was specified but DBRC was not specified in the IMSGEN. It might have been overridden in the JCL EXEC statement.

System action: IMS terminates abnormally with IRLMabend 0037.

Programmer response: Ensure that DBRC was specified in the IMSGEN or that DBRC=N was not specified in the EXEC job control statement parameter list.

Problem determination: 8, 10

Module: DFSXLIC0, DFSRST00

Related information:

Chapter 2, "IMS problem determination," on page 13

DFS038I **PURGE REQUEST FAILURE, UNABLE
TO RELEASE LOCKS**

Explanation: A purge command to release all locks held by this subsystem from the previous execution failed. Upon completion of an emergency restart or batch backout execution, a purge command is issued to the IRLM to release all locks. The attempt to release the locks resulted in a bad return code. Register 15 contains the return code. To determine the cause of the failure, see the PURGE request codes in IRLM request return and reason code information.


System action: IMS terminates abnormally withabend 0038.

Programmer response: Ensure that the IRLM is active.

Problem determination: 1, 4, 10, 35

Module: DFSPCCC0, DFSRST00

Related reference:

 IRLM request return and reason codes (Messages and Codes)

Related information:

Chapter 2, "IMS problem determination," on page 13

DFS039I **IMS WAITING FOR IRLM ARM
READY.**

or

IRLM IDENTIFY REQUEST FAILED, RC=xx-yy

Explanation: This message accompanies DFS039A. See the information for that message for a detailed explanation and actions. For the return code *xx-yy*, see IRLM return and reason codes.

Related information:

DFS039A

DFS039A *imsid* **ACTIVE, REPLY RETRY, CANCEL,
OR DUMP.**

or

xxxx **NOT ACTIVE. REPLY RETRY, CANCEL, OR
DUMP.**

DFS040I

Explanation: Message DFS039I is followed by this message.

Message DFS039I is first issued when an IDENTIFY request to the IRLM fails. Return code *xx* and reason code *yy* indicate an error condition. Return code 00 or 04 are returned if IRLM is holding subsystem information for a DL/I batch job. Use the F IRLMPROC,STATUS command to display information. Run batch backout for the DL/I batch job that encountered RC=00 or RC=04.

To determine the cause of the failure for message DFS039I, see the IDENTIFY request explanation in the IRLM request return and reason code information. This message is followed by a second DFS039I or a DFS039A message.

The second version of DFS039I might be issued if IMS and IRLM are enabled for the z/OS automatic restart manager. The message indicates IMS restart is WAITING for IRLM to send READY to the automatic restart manager.

The DFS039A message is a WTOR. The first form of the message is issued if the *xx-yy* fields indicate the file IRLM named in the *xxxx* field is not active. The second form of the message is issued if the IMS ID that is identified to IRLM is already active.

System action: If IMS is not registered with the automatic restart manager and the *xx-yy* fields indicate that IRLM is not active or that this IMS subsystem is already identified to IRLM, the WTOR form of the message is issued. Other error return and reason codes causes IMS to abend with 0039.

If IMS is in the process of being restarted by the automatic restart manager and the *xx-yy* fields indicate that IRLM is not active or that this IMS subsystem is already identified to IRLM, IMS determines if IRLM was registered to the automatic restart manager in the previous IMS run. In the case when IRLM was previously registered with the automatic restart manager, IMS issues the second form of the DFS039I and WAIT until the automatic restart manager is aware that IRLM is ready for work. Other error return and reason codes cause IMS to end abnormally with abend 0039.

Operator response: Operator action is required for the WTOR form of the message.

If the IRLM named in the *xxxx* field is not active, ensure the *xxxx* name is correct. If *xxxx* is not the correct name, the operator can reply ABEND to the WTOR and then start IMS again specifying the correct IRLMNM. If *xxxx* is correct, the operator can wait until the IRLM is active and then reply RETRY to the WTOR.

If the IMS subsystem is already identified to the IRLM, the operator should investigate the status of the subsystem currently identified to IRLM. There are at least two situations where a delay in identifying to IRLM might be needed. First, the submission of two or

more IMS Batch jobs with accidentally the same job name could happen. Waiting for the first batch job to finish and then replying RETRY would allow the second job to then proceed. If the same job is accidentally submitted twice, the job will probably only run once and the installation might want the operator to terminate the second job by replying CANCEL.

Second, some failures for which a CICS® XRF alternate takes over can result in the identify return code indicating the subsystem is already active. IRLM corrective action to force IRLM into an in-doubt state and then a failure state can be called before replying RETRY in this case.

The WTOR replies and their meaning follow.

RETRY This causes IMS to retry the IRLM IDENTIFY. If the situation has not been corrected, the DFS039I and DFS039A messages occur again.

CANCEL

This causes IMS subsystem initialization to terminate with abend 0039 without a memory dump. If the IRLM was not active when the OS operator modified IMS with the RECONNECT command, responding CANCEL only terminates the IRLM reconnect processing; as a result, the OS operator receives message DFS625I with a 08 code.

DUMP This problem causes the IMS subsystem to abend 0039 with a memory dump.

Problem determination: 1, 4, 10, 35

Module: DFSRST00, DFSPCCCO

Related tasks:

➡ IRLM return and reason codes

Related information:

“DFS039I” on page 27

➡ 0039 (Messages and Codes)

Chapter 2, “IMS problem determination,” on page 13

DFS040I UNABLE TO ACQUIRE COMMAND LOCK, DATA SHARING DISCONTINUED

Explanation: IMS attempted to acquire the command lock after linkage was established with the IRLM. The command lock is used for communication between sharing IMS subsystems and is required when data is shared.

System action: IMS continues without data sharing.

Operator response: (master terminal) Ensure that communication has been reestablished between sharing IRLMs. If data sharing is required, shut down IMS and restart it.

Module: DFSRST00, DFSPCCCO

DFS041I DBRC SIGNON REQUEST RC=cc

Explanation: A sign-on request to DBRC completed with the return code *cc* specified. For the definition of the return code, see the DBRC request return codes information.

System action: If the return code indicates a severe error, IMS terminates with abend 0041; otherwise, execution continues.

Return codes 16 and 24 might cause IMS to terminate with abend 0041.

Return codes 8, 12, 20, 28, 32, and 41 cause IMS to terminate with abend 0041.

Programmer response: A sign-on failure can occur if the sign-on request specified a subsystem ID existing in the RECON data set. See the DBRC CHANGE.SUBSYS or DELETE.SUBSYS command for information about updating the subsystem record in RECON.

You can take the following actions depending on the return code *cc*. All other return codes indicate a possible system error; see DBRC request return codes information for any return codes not listed here.
8,12,16,20

This problem occurs during a cold or warm start of an online system or during initialization of a batch system. The code indicates that there is a conflict between the subcode system ID in this system and DBRC. The subsystem ID is the IMSID for online systems or the job name for batch systems. Either change the subsystem ID for this system and resubmit the job, or list the subsystem entry already known to DBRC and determine why a duplicate exists.

- 24** This problem occurs during emergency restart or batch backout, for information only, and indicates that the previous execution failed without informing DBRC of the abnormal termination. No action is required.
- 28** This problem occurs during batch backout and indicates that DBRC is not aware of the subsystem entry for the log supplied to batch backout. Ensure that the proper log is used. If it is, then batch backout was not needed and no further action is required. This occurs during batch backout and indicates that DBRC is not aware of the subsystem entry. The batch backout probably does not have to be done, and no action is required.
- 32** This problem occurs during emergency restart or batch backout and indicates that a change has been made in the IRLM name. Rerun the job, specifying the same IRLM name as used in the original execution.
- 41** This problem occurs during sign-on to DBRC and indicates that a 24 K IMODULE GETMAIN request for subpool 0 storage failed. Register 8 in the abend registers


contains the return code from the IMODULE GETMAIN failure. For more information, see the IMODULE return code information.

- 76** The subsystem signed on with an incorrect role (for example, a tracking subsystem attempted to sign on in the active service group).
- 80** The specified RSR GSG has not been defined.
- 84** Another tracking subsystem, having a different SSID, exists for the GSG.
- 88** A planned takeover is in progress, and an active subsystem attempted to sign on at the old active site.
- 92** The active subsystem attempted to sign on using a second GSG different from the one to which it has been assigned.
- 96** The subsystem attempting to sign on is an earlier release than is allowed. Check the MINIMUM VERSION value in the RECON data set.
- 100** An RSR tracking subsystem attempted to sign on when parallel RECON access was being used for the RECON data sets. You cannot use parallel RECON access with an RSR tracking subsystem.

Problem determination: 1, 4, 10, 35

Module: DFSRST00, DFSPCC00, DFSRCP00

Related reference:

 DBRC request return codes (Messages and Codes)

 IMODULE return codes (Messages and Codes)

Related information:

Chapter 2, "IMS problem determination," on page 13

DFS042I BACKOUT REQUIRED, DBRC SIGNON FAILED

Explanation: After processing the input log, it was determined that a backout was required. The sign-on to DBRC indicated that an entry did not exist for this subsystem and that the previous execution of this subsystem indicated that DBRC was active during its execution. The same condition is required to be established when running an emergency restart.


System action: IMS terminates abnormally when a critical error occurs with abend 0042.

Programmer response: Ensure that DBRC is specified for this execution of IMS or that the same RECON data set is used.

Problem determination: 1, 4, 10, 35

Module: DFSRLP00

Related information:

 IMS abend 0042

Chapter 2, "IMS problem determination," on page 13

DFS043I DBRC SIGNON REQUEST FOR RECOVERY END FAILED, RC=cc

Explanation: After the emergency restart or batch backout process completes, a sign-on for “recovery end” is issued to notify DBRC that the recovery process had completed successfully. However, the request was not successful and the return code specifies the error detected by DBRC. For the definition of the return codes, see the DBRC request return codes information.


System action: IMS terminates abnormally with abend 0043.

Programmer response: Check the return code and take proper action.


Problem determination: 1, 4, 10, 35

Module: DFSPCCC0, DFSRST00

Related reference:

 DBRC request return codes (Messages and Codes)

Related information:

 0043 (Messages and Codes)

Chapter 2, “IMS problem determination,” on page 13

DFS044I DBRC TURNED OFF FOR THIS EXECUTION

or

DBRC REQUIRED FOR THIS EXECUTION

Explanation: One of the following problems occurs when DBRC REQUIRED FOR or TURNED OFF displays:

- A utility program attempted to run against a HALDB without DBRC.

- *DBRC REQUIRED FOR THIS EXECUTION*

DBRC=FORCE was specified in the installation defaults module DFSIDEF0. DBRC=N was specified as an execution-time parameter for this step.

Database backout was running; DBRC was not active and was not overridden by an execution-time parameter of DBRC=N. The previous execution of IMS had used DBRC, and DBRC was not specified for this execution. The same condition used in the previous execution, namely utilization of DBRC, must be used in this condition for database backout unless DBRC is overridden by DBRC=N. If the IRLM was active during the previous execution, DBRC must always be active during this execution of database backout.

A global service group (GSG) name was specified during IMS system definition or as an execution parameter, but DBRC is not active (that is, DBRC=NO was specified during system definition or DBRC=N was specified as an execution parameter). DBRC is required for RSR processing.

- *DBRC TURNED OFF FOR THIS EXECUTION*

Database backout is running. DBRC=N was specified for this execution, and DBRC was active in the previous execution. Processing continues normally without DBRC.

System action: When DBRC REQUIRED FOR THIS EXECUTION appears, the job terminates abnormally. When DBRC TURNED OFF THIS EXECUTION appears, processing continues normally. DBRC is not used during this execution.

Programmer response: When DBRC REQUIRED FOR THIS EXECUTION appears, ensure that DBRC is present for this execution. For database backout, an execution-time parameter of DBRC=N can be specified if IRLM was not present in the previous execution.

When DBRC TURNED OFF FOR THIS EXECUTION occurs, processing continues without DBRC. Before reactivating DBRC, record the information about the OLDS data set (IMS log) created by this backout execution while DBRC was inactive in RECON using the DBRC commands NOTIFY.PRILOG and NOTIFY.SECLOG.

Problem determination: 2, 8

Module: DBFUMIN0, DFSRLP00, DFSBCKI0

Related information:

Chapter 2, “IMS problem determination,” on page 13

DFS045I IRLM REQUIRED FOR THIS EXECUTION

Explanation: A /ERE was entered for an emergency restart, or database backout was executing and the IRLM was not active. previous execution of IMS had utilized the IRLM, and for this execution the IRLM was not specified. It is required for an emergency restart and a database backout that the same condition used by the previous execution of IMS exists for this execution.

System action: IMS terminates abnormally with abend 0045. A database backout terminates with a nonzero return code.

Programmer response: Ensure that the IRLM is present for this execution or that the proper IRLM was specified. IRLM= or the IRLNM= parameters should have the same specification.

Problem determination: 2, 8

Module: DFSBCKI0, DFSRLP00, DFSRST00

Related information:

Chapter 2, “IMS problem determination,” on page 13

DFS046A PROCESSING INTENT *ppppppp* FOR DATA BASE *xxxxxxx* NOT COMPATIBLE WITH ACCESS *zz*. PSB=*PSB name*.

Explanation: One of the DB-PCBs contained in the named PSB referenced the named database *xxxxxxx* which had an incompatible PROCESSING INTENT *ppppppp* with the ACCESS parameter *zz* defined in the database statement for the IMS online subsystem. The PROCESSING INTENT, READ-GO, READ, UPDATE, or EXCL is derived from the PROCOPT specifications in the PSBGEN. The PSB name only appears in the message text if the IMS is an online subsystem.

System action: A batch region (DL/I or DBB region) will terminate with abend 0046. Dependent regions continue processing, but the programs cannot access the database. An attempt to access the database will result in either a 'BA' status code, if the program has issued the INIT call, or in abend 3303, if the program has not issued the INIT call. If the database is a Fast Path DEDB, the PSB is stopped.

Operator response: (master terminal) Notify your IMS system programmer of the message.

Programmer response: One of the following responses should be taken:

- Contact the master terminal operator to change the database ACCESS parameter to the level compatible with your PROCESSING INTENT.
- Change the PROCOPT operand specifications to the level compatible with the ACCESS parameter defined in the database statement for the IMS online subsystem. Rerun ACBGEN, and then the job.

Problem determination: 6, 10, 29

Module: DBFDBPV0, DFSDBAU0

Related information:

Chapter 2, "IMS problem determination," on page 13

DFS047A UNABLE TO OBTAIN AUTHORIZATION FOR DATA BASE *xxxxxxx*. REASON CODE = *zz*. PSB=*psbname*.

Explanation: IMS was unable to obtain database authorization for the database identified by *xxxxxxx*. The database appears in one of the DB PCBs contained in *psbname* during PSB scheduling. The PSB name only appears in the message text if the IMS is an online control region.

Code (hex)

Meaning

- 01 The requested state and the current authorization state (see RECON data set) are incompatible. The database is authorized by another active or abnormally terminated IMS

- 02 The database is not registered in the RECON data set.
- 03 The database is marked as prohibiting further authorization for one of the following reasons: a global /DBRECOVERY, a global /STOP, an UPDATE DB STOP, or a CHANGE.DB(NOAUTH) command.
- 04 The database is authorized only if the requested state is "READ" or "READ-GO" because of a global /DBDUMP or an UPDATE DB STOP(UPDATES) command.
- 05 The database is marked as needing an image copy.
- 06 The database is marked as needing recovery.
- 07 The database is marked as needing backout. In a data sharing environment, you can use a LIST.DB command to determine which subsystems require back outs for the named database.
- 08 For sharing within a host, the requesting subsystem is not within the authorized host.
- 09 One or more subsystems for which the database has been previously authorized are supposed to be active, but the subsystems are not known to IRLM. IRLM=N or another IRLM name might have been specified on the subsystem.
- 10 The database has been previously authorized to the subsystem.
- 11 An invalid parameter is found during the database usage compatibility evaluation process. Possibly, the database record in the RECON data set is bad.
- 12 The current authorization state in DBRC is invalid because of a not authorized error.
- 13 An error occurred in DBRC while trying to process an authorization request.
- 14 An error occurred in DBRC while trying to process a change authorization request.
- 15 The database is already authorized to an active IMS subsystem.
- 16 The area is not marked as needing recovery for the DEDB initialization utility.
- 18 The Fast Path area is currently being altered.
- 19 The data set name of the database data set passed to DBRC does not match the data set name in the RECON data set.
- 20 Database authorization failed because the database was not registered with DBRC. In addition, the DBRC RECON data sets were initialized with FORCER, which requires that all databases must be registered.
- This error might be the result of a mismatch of data set names in the RECON data set and in the dynamic allocation blocks (DFSMDA members).
- 22 The database is currently authorized to another subsystem.

DFS047A

- 23 The database is a recovery-level tracking database.
- 24 There is gap in the log stream received from the RSR active site that can contain update records for the database or area.
- 25 All log records have been applied to the tracking database for the authorizing stream and authorization is not for an OFR stream.
- 26 Records from an earlier update set ID have been received from the RSR active site, but have not been applied to the database.
- 27 The database does not belong to the global service group (GSG).
- 28 The update set ID (USID) is earlier than the USID of the most recently received image copy.
- 29 One or more tracking database data sets have not been received.
- 30 The database or area is covered but the requesting subsystem is not signed on to the covering GSG.
- 31 The definition of the HALDB has changed. You must perform a partition structure rebuild before authorization can be granted for the partition. Issue a /START DB command with the OPEN keyword for the HALDB master to perform the rebuild
- 32 The HALDB needs to be initialized.
- 33 An attempt has been made to authorize the HALDB master. Authorization can only be requested at the partition level.
- 34 Partition Initialization is requesting authorization for a partition that does not need to be initialized.
- 35 The DB partition cannot be authorized until a high key is defined. A key is required because the HALDB master does not use a Partition Selection Routine.
- 36 Image copy not allowed during HALDB OLR processing.
- 37 Loading into an M-through-V DBDS of a partition database is not allowed.
- 38 Offline reorganization is not allowed when HALDB OLR is active and the HALDB OLR is owned by an IMS subsystem.
- 39 A HALDB partition database can be reorganized online. This release of IMS does not support running database utilities for OLRCAP databases.
- 40 Batch jobs are not allowed authorization when the REORG INTENT = ON is set for the database. The database is currently being reorganized. Online image copy also fails authorization.
- 41 The database is quiesced or in the process of being quiesced.
- 42 The database is not quiesce held and image copy attempting authorization.
- 43 The randomizer name that was passed is different from the randomizer name stored in the RECON.
- 80 The partition name table DFSPNT is not initialized for the specified HALDB partition.
- 81 An error occurred attempting to load the master DMB for the specified HALDB partition.
- 82 An error occurred attempting to load a DMB of the altered version of a HALDB partition that is identified by DATA BASE = xxxxxxxx in the message text. Message DFS3547E, which is issued to the system console before message DFS047A, contains information about why the DMB could not be loaded.
- 83 IMS could not build the internal blocks that are required to access a HALDB partition that has a status of ALTER IN PROGRESS in the RECON data set, therefore authorization to the HALDB partition failed. The partition is identified by DATA BASE = xxxxxxxx in the message text. Message DFS1849E, which is issued to the system console before message DFS047A, identifies the reason that the internal blocks could not be built.

System action: A batch region (DL/I or DBB region) terminates with abend 0047. The database is stopped. Dependent regions continue processing, but programs cannot access the database. An attempt to access the database will result in either a BA status code, if the program has issued the INIT call, or in abend 3303, if the program has not issued the INIT call.

For reason codes 41 and 42, the authorization request is denied.

Programmer response: Reason codes 01 through 09 and 15 through 19, indicating a temporary authorization failure, can be corrected by one of the following actions:

- Wait for a currently authorized subsystem to terminate or enter a /DBRecovery UPDATE DB STOP(ACCESS) to unauthorize the database from the currently authorized subsystems. Batch backout or an emergency restart might be required for an abnormally terminated subsystem. (RC 01, 08 or 15)
- Verify that the correct log is input to the batch backout utility if DBRC=C is being used. (RC 01)
- Enter a /START DB or UPDATE DB START(ACCESS), a /DBDUMP or UPDATE DB START(UPDATES), or a CHANGE.DB (auth) command. (RC 03)
- Enter a /START DB or UPDATE DB START(ACCESS) command. (RC 04)
- Run the appropriate IMS utility. (RC 05, 06 or 07)
- Run this IMS subsystem on the host where the database is currently authorized. (RC 08)
- Wait for the failed subsystems to complete the emergency restart or database backout. (RC 09)

- Use the DBRC command CHANGE.SUBSYS to indicate that an IMS subsystem is no longer active. (RC 15)
- Use the DBRC CHANGE.DBDS command to mark an area as needing recovery. (RC 16)
- Use the DBRC INIT.DBDS command to register a DBDS or DEDB area to DBRC. (RC 18, 19)
- Wait for the DEDB Alter utility to complete or use the DBRC CHANGE.DB NOALTER command to indicate the DEDB Alter utility is no longer active (RC 18). If the "QUIESCE" status is set in the RECON, use the CHANGE.DBDS NODBQUI command to reset the quiesce status.
- In ACBSHR=N environment, the DEDB Alter utility changed the randomizer while the IMS was down.
- Check the RECON data set to determine the correct authorization state.

Reason codes 10 through 14 indicate that a system error has occurred. If these problems persist, contact IBM for problem determination assistance.

For reason code 33, check the DBDLIB level of the databases to make sure that they match the RECON level.

For reason codes 41 and 42, wait for the quiesce to end and rerun the job which failed authorization. The status of the database can be determined by issuing /DISPLAY DB QSC, /DISPLAY STATUS DB, or Query DB, or LIST.DB DBD(*dbname*), and examining the output. If the image copy failed, wait for the quiesce to end or until the QUIESCE HELD flag is set on. You can set the QUIESCE HELD flag on by UPD START(QUIESCE) OPTION(HOLD) command processing when quiesce has occurred.

For reason code 82, see message DFS3547E, which is issued to the system console before message DFS047A.

For reason code 83, see message DFS1849E, which is issued to the system console before message DFS047A.

Problem determination: 35

Module: DFSDBAU0

Related information:

"DFS1849E" on page 396

"DFS3547E" on page 759

Chapter 2, "IMS problem determination," on page 13

DFS0048I DBRC INITIALIZATION FAILED - RC = *nnn*

Explanation: The initialization for DBRC failed for one of the following reasons:

Code (Dec)

Meaning

4 IMODULE GETMAIN for DFSRCWK failed.

- 8 IMODULE LOAD failed for one of the IMS/DBRC control modules.
- 12 Database Recovery Control initialization first pass (INIT-0) was not successful.
- 16 Database Recovery Control initialization second pass (INIT-1) was not successful.
- 20 Quick save get failed for one of the IMS DBRC control modules.
- 24 ITASK CREATE failed for one of the IMS DBRC control modules.
- 28 IMODULE LOAD for DFSRSMD0 failed.
- 32 DFSRSMD0 call failed.

System action: IMS terminates abnormally with abend 0048.

Programmer response: See abend 0048.

Problem determination: 1, 2, 3, 4, 8, 12

Module: DFSXRIC0, DFSXRID0

Related information:

Chapter 2, "IMS problem determination," on page 13

DFS049I UNABLE TO OBTAIN STORAGE TO BUILD DATA BASE AUTHORIZATION REQUEST LIST. PSB *yyyyyyyy* STOPPED.

Explanation: A conditional GETMAIN was issued in an attempt to obtain a larger work storage area to build the database authorization request list. However, the GETMAIN failed. The reason for the failure is due either to the PSB *yyyyyyyy*, which contains too many database PCBs, or to the small REGION size specified in the JOB startup JCL.

System action: The named PSB is stopped. For an MPP, the input message is placed back into the message queue. For a BMP, IFP, DBB, or DLI region type, the region terminates abnormally with abend 0047.

While processing a command such as a /START DB command, no program specification block (PSB) exists and abend 0047 is not issued. If the failure occurs during a restart with in-doubt units of recovery, abend 0484 is issued.

Operator response: (master terminal) Notify your IMS system programmer of the message.

Programmer response: Take one of the following actions:


- For an online subsystem, increase the size of the REGION parameter in the IMS control region startup JCL. For a batch subsystem, increase the size of the REGION parameter in the JOB startup JCL.
- Change the PSB to contain a lesser number of database PCBs. Rerun ACBGEN and then the job.


DFS050A

Problem determination: 6, 10, 19

Module: DFSDBAU0

Related information:

 0047 (Messages and Codes)

 0484 (Messages and Codes)

Chapter 2, “IMS problem determination,” on page 13

**DFS050A SHARED ACCESS TO VSAM
DATASET *ddname* NOT ALLOWED BY
CATALOG**

Explanation:

DL/I open processing of the database containing the data set *ddname* detected that SHR (3,3) was not specified on the Access Method Services DEFINE command and that DISP=SHR was not specified on the DD statement for the data set. SHR(3,3) and DISP=SHR must be specified when these are true:

- SHARELVL=2 or 3 is specified for the database on the INIT.DB or CHANGE.DB command.
- ACCESS=RD or UP is specified for the database on the system definition DATA BASE macro statement or on the /START command.

For an XRF-capable IMS system, databases must be SHR(3,3). Message DFS0730I contains the database name.

System action: Message DFS0730I reason code I,33 is issued. See the “System action” section for message DFS0730I.

Programmer response:

Correct the SHR options and disposition specified for the data set if shared access to the database is wanted. If not, the CHANGE.DB command can be used to change the SHARELVL specification for the database to 0 or 1. If ACCESS=RO or EX is specified for the database for IMS system definition, or on the /START command, the error will not occur.

Problem determination: 2, 6, 8, 10, 20

Module: DFSDLOC0

Related information:

“DFS0730I” on page 193

Chapter 2, “IMS problem determination,” on page 13

Chapter 5. DFS messages, DFS051I - DFS100

This topic contains the following messages:

DFS051I **hh.mm.ss RESTART IN PROGRESS**
LINE *xxxx aa,bbbb,cc,dd,ee,ff,gg,hh,iiii,jjjj*

Explanation:

Attention: IMS no longer supports BTAM terminals.

An I/O error occurred on a component of the remote 3270 network indicated by the line number. The remote 3270 device-dependent module generates a /RSTART command for the appropriate physical terminals in an attempt to restart the physical terminals affected by the I/O error. If the error persists, the device-dependent module attempts the /RSTART command a specified number of times and when the limit is reached, marks the appropriate components inoperable. A description of the error information contained in the message is as follows:

- aa* This field contains the ECB completion code.
- bbbb* The DECTYPE field indicates the type of failing operation.
- cc* The DECTPCOD field indicates the data communication operation code from the last CCW executed in the channel program.
- dd* The DECFLAGS field contains the flag byte passed to IMS from BTAM. The field might contain information as to the cause of the failure.
- ee* The DECSENS0 field contains the sense information from the DECB if the status in the CSW indicates a unit check.
- ff* The DECERRST is the error status field from the DECB.
- gg* The DECCSWST is the CSW status field from the DECB.
- hh* This field contains the device-dependent module code. When the 3270 device-dependent module shuts down a component of the data communication network, a device-dependent module reason code is put in the CLBTEMP1 field to indicate why the device-dependent module shut the component down.
- iiii* This field contains the BSCK return code. The code is passed from the BSC check routine (DFSBSCK0) to the device-dependent module. The BSC check routine analyzes the I/O completion and passes a unique return code to the device-dependent module, depending on the contents of the DECB fields.

The function code and response codes displayed in field *iiii* are described below.

jjjj This field contains the SENSE/STATUS information from the 3270 device (if applicable). See *IBM 3270 Information Display System* for an explanation of the SENSE/STATUS codes.

The function code replaces the first two characters in field *iiii*. It is returned in register 0 and has one of the following meanings:

Code	Meaning
X'00'	Undetermined
X'01'	Selection
X'02'	Polling
X'03'	Read data
X'04'	Write data
X'05'	Reserved
X'06'	Reserved
X'07'	Reserved

The response code replaces the last two characters in the field *iiii*. It is returned in register 15 and has one of the following meanings:

Code	Meaning
X'00'	No error detected
X'01'	Wait for acknowledgment (WACK)
X'02'	Contention
X'03'	Negative acknowledgment (NACK)
X'04'	End-of-transmission (EOT)
X'05'	Reverse interrupt (RV1)
X'06'	No entries in polling list
X'07'	Negative response
X'08'	No response
X'09'	Block ended with ENQ (or ENQ only)
X'10'	SOH%S message
X'11'	SOH%R message
X'12'	Reserved
X'13'	Invalid response
X'14'	Start-of-text—enqueue (STX—ENQ) sequence
X'15'	Temporary text delay (TTD)
X'16'	Incorrect alternating acknowledgment
X'17'–X'31'	Reserved

DFS052 • DFS057I

X'32' Undetermined error
X'33' 270X error
X'34' Line error
X'35'–X'63'
Reserved

In addition to the error information contained in the message, the device-dependent module logs out, on the IMS log data set, all of the IMS control blocks from the time of failure in an X'6703' record.

Module: DFSC3270

DFS052 CARD ENTRY INDICATED, NO CARD DATA FOUND

Explanation: A hardware malfunction occurred on a 3270 magnetic card reader. The AID byte indicated that a read operation was requested, but the card data was not received in the TP buffer.

System action: Input is ignored.

Operator response: Carefully reinsert the card. If the problem recurs, perform the terminal troubleshooting procedures.

Module: DFSCFE00

DFS053 TERMINAL RESTARTED-PLEASE REFORMAT SCREEN

Explanation: As a result of an I/O error, a terminal that was in conversation or exclusive mode, was stopped and has now been restarted.

System action: The system continues normal processing.

Operator response: If the terminal was in conversational mode, enter a /HOLD followed by a /RELEASE command to reformat the screen with the last format sent before this message.

Module: DFSDN130

DFS054 INPUT NOT ALLOWED TILL PRINTER IS AVAILABLE

Explanation: Input from a 3277 is not permitted while a 3284/3286 printer is busy processing a copy operation.

System action: The input is ignored.

Operator response: (terminal operator) Wait until the printer becomes available.

Module: DFSCFEP0

DFS055 INCORRECT RESPONSE REQUESTED

Explanation: The response requested by a logical unit did not agree with the INQUIRY= parameters specified for this transaction at system definition.

System action: The input is rejected.

Operator response: Reinitiate the session.

Problem determination: This problem is a probable user error in the system definition or the Intelligent Remote program in the logical unit. Update transactions, recoverable inquiry transactions, and message switches must request a positive response. Unrecoverable transactions can optionally request a positive response.

Module: DFSICIO0

DFS056 COMMAND NOT VALID WITH MFS OPTION 3

Explanation: You entered a command, and the Message Input Description (MID) has the parameter OPT=3 coded.

System action: The command is not processed.

Operator response: (remote terminal) Because this message was formatted using the default blocks, which do not use option 3, the command can be reentered at this time.

Module: DFSICL30

DFS057I REQUESTED BLOCK NOT AVAILABLE: *blockname* RC = *reason*

Explanation: MFS cannot fetch the control blocks required to process an output message or to process the /FORMAT request. *blockname* in the message identifies the block that could not be fetched and is either the MOD or the DOF name. If it is the DOF name, the first two bytes of the name are the device type and features printed in hexadecimal. For an interpretation of these two bytes, see Format library member selection (Application Programming APIs).

The reason code *reason* indicates the type of failure that occurred:

Code (hex)

Meaning

- 04** The indicated block name was not found in the active format data set library. The following conditions can cause this reason code to be produced:
- There is a misspelled message output descriptor (MOD) name or the MOD does not exist in the active format data set library.
 - A device output format (DOF) for the specified MOD with the device type and

- feature indicated does not exist in the active format data set library.
- 08 There is a permanent I/O error in the active format data set library.
- 0C The main storage space required for the MOD or DOF, or both, is greater than the maximum space currently available in the message format buffer pool. Alternatively, no fetch request elements (FREs) were available. This return code is issued only by prefetch routines, not by immediate fetch routines.
- 14 A MOD block was to be fetched. The fetched block was not a MOD.
- 18 The MOD block fetched was compiled before Release 1.1.1 of IMS.
- 1C The MOD and DOF fetched were incompatible (not compiled at the same time). The use of z/OS utilities to alter the active format data set library can cause this problem.
- 20 The MOD or DOF contains an invalid field. This problem can be caused by modification of, or damage to, the format or test format library.
- 24 The requested MOD or DOF is too large for the message format buffer pool (MFBP). The MFBP must be increased. Notify the system programmer.
- 28 The DOF and CIB screen sizes are incompatible. This problem occurs only for 3270-AN device types. The screen size defined for system definition was different from the size in the device characteristics table, DFSUDTOX. The system programmer should ensure that the correct device characteristics table is used.
- 38 The MOD is not available because use of the MOD causes the HIOP storage pool to be overwritten.
- 78 The DOF is not available because use of the DOF causes the HIOP storage pool to be overwritten.

System action: Since the requested blocks were not available, IMS formatted and sent the message using the 'default block error message format (DFSMO3)', and then dequeued the message.

If TRACE is set on for this NODE/PTERM, an X'67' record is created on the IMS log with the ID of "FERR".

Operator response: (master terminal) Take the following action to correct the errors:

For reason code 20:

Stop using the transactions using the MOD or the DOF, or both, for a time sufficient to allow the blocks to be replaced by others in the Message Format. Try the failing transaction again. If the error persists, the block was destroyed in the FORMAT or TFORMAT library, an error was compiled into the block, or there is an error in one of the MFS online modules. If the error does not recur, data was overlaid in the message

format buffer pool. In both cases, the X'67' log record contains helpful information.

For reason codes 38 and 78:

Stop using the transactions using the MOD, the DOF, or both until the blocks can be replaced. The MOD or DOF and its format set must be recompiled and then replaced using the online change process. The invalid block might have been destroyed in the FORMAT library, an error might have been compiled into the block, or an error exists in one of the MFS online modules.

Two X'67' log records are written to the IMS log. The first record has an ID of MTRP and has information useful for diagnosing the reason for potential overwrite. The second record has an ID of FERR and records the unavailability of the MOD or DOF.

Programmer response: Take the following action to correct the errors.

For reason code 04:

- Ensure that the MOD name provided from the application program, by the previous Message Input Description (MID) NXT= parameter, or in a /FORMAT command is spelled correctly and that the MOD exists in the active format data set library.
- Ensure that the DOF exists in the active format data set library with the device type and features of the terminal receiving the error message. If the MOD specifies the IGNORE option, the DOF must have the IGNORE feature specified.

For reason code 0C:

Use the MFS utility to determine the combined size of the MOD and DOF. Increase the space available for format blocks in the message format buffer pool using the "HHH" parameter on the IMS control region EXEC statement.

For reason codes 14 and 1C:

Reprocess the message source definition using the MFS Language utility.


For reason code 18:

The MFS libraries from previous versions cannot be used. All message and format source definitions must be recompiled using the MFS Language utility.

Problem determination: 5, 14, 16

Module: DFSCFEO0

Related reference:

 Format library member selection (Application Programming APIs)

Related information:

Chapter 2, "IMS problem determination," on page 13

DFS058I **CCC COMMAND COMPLETED**
EXCEPT *KKK P01, P02, P03, P04, P05,*
P06, P07, ...ETC.

or

CCC COMMAND IN PROGRESS

or

CCC COMMAND COMPLETED

Explanation: In the message text:

CCC Command name of three or more characters.

KKK Keyword name of three or more variables.

P0n The parameter name, where n=1-10. Assume that it is at least three characters, since most installations have resource names of three or more characters.

ETC The terminal entering the command received the exception parameters on one line, followed by ETC if there were more exceptions.

The EXCEPT phrase indicates which parameters were not processed. See the information about the command to understand possible errors when the EXCEPT phrase is used.

When an exception is found while processing a generic parameter, up to 10 of the specific resource names in error that match the generic parameter are moved to the end of the condensed command buffer. They are then marked in error. Thus, if 20 resources matching the generic parameter could not be processed by the command, only ten of them are moved into the condensed command buffer and are marked in error. The number 10 is selected to guarantee that ETC appears at the end of the DFS058 message. It is assumed that the display line of the message is a maximum of 79 bytes.

System action: The system continues processing.

Programmer response: Verify that the present command is correct.

Module: DFSCLM00

DFS059I **TERMINAL** *status*

Explanation: Information at a local or remote terminal informs the operator of terminal status.

Operator response: (local/remote terminal) Take the action required depending on the status information.

Module: DFSCLM00

DFS060 *nnn* **IS AN INVALID MESSAGE KEY**

Explanation: The number (*nnn*) was passed to the message generator module by some other module in the system. However, this message number was not found in the message table.

Problem determination: 1 or 6 or 7 and 36

Module: DFSCLMR0

Related information:

Chapter 2, "IMS problem determination," on page 13

DFS0061I **INVALID CALL TO MESSAGE GENERATOR:** *reason*

Explanation: Possible values of *reason* are:

- 'CONSOLE CNT(WTOR) NOT FOUND.'
- 'ERROR HAPPENED ON REROUTE.'
- 'MSG NOT LOCKED INCORE FOR ICIO.'
- 'INCORRECT CALLER.'
- 'REMOTE DESTINATION IS NOT A CNT.'
- 'QUEUES ARE NOT AVAILABLE.'
- 'NEGATIVE MSG LENGTH.'
- 'INNER SEG LENGTH > TOTAL LENGTH.'
- 'INVALID MSG TYPE.'
- 'NONZERO RETURN CODE FROM ROUTER.'
- 'CQS ENQUEUE FAILS.'

A module within IMS called the message generator and failed to provide a proper call interface.

Problem determination: 1, 6, or 7

Module: DFSCLMR0

Related information:

Chapter 2, "IMS problem determination," on page 13

DFS0062W **LOAD FAILED FOR DRU EXIT**
xxxxxxx TMEMBER=yyyyyyyyyyyyyyyyyy

Explanation: The OTMA Destination Resolution (DRU) exit, that was specified on the client-bid or a partner create request, failed to load.

In the message text:

xxxxxxx

The name of the DRU exit

yyyyyyyyyyyyyyyyyy

The transaction member (tmember) name

| This message appears on the IMS master terminal and
| the write-to-operator (WTO) terminal.

This message only appears on the IMS master terminal.

System action: Client-bid or partner-create continues without the DRU exit.

Programmer response: Verify that the DRU exit specified is needed. If not, you can ignore this message. If the DRU exit is needed, disconnect the client and correct the problem by ensuring that the DRU name is

correct and that the module resides in the IMS STEPLIB. Then reconnect the client.

DFS063I RESTART COMMAND REQUIRED

Explanation: No input is allowed before a restart command.

System action: The command is ignored.

Operator response: (master terminal) Enter either an /ERESTART or an /NRESTART command.

Module: DFSICIO0, DFSICL30

**DFS064I DESTINATION CAN NOT BE FOUND
OR CREATED, DEST=*destination* [I:
sss1/name1, D: *sss2/name2*]**

Explanation: The first eight characters of the input could not be recognized as a valid transaction, logical terminal name, or command.

In the message text:

sss1/name1

The source SYSID and source LTERM name for the input system.

sss2/name2

The destination SYSID and destination LTERM or TRAN code of the processing system.

This information appears only when the error is detected in a remote system (*sss2*).

destination

The name of the destination that could not be found or created.

This message can occur if all the following conditions are true:

- A terminal is not in a conversational or preset mode.
- The Global Physical Terminal Input edit routine did not exist for the terminal.
- The MFS bypass with MOD*name* DFS.EDTN is used.

When all three of these conditions are true, the Attention Identification (AID) byte is the first item in the data area. It is rejected as an invalid transaction code.

This message can also be issued if either of the following conditions are true:

- The Message Control/Error Exit routine (DFSCMUX0) is customized in the receiving system to specify an incorrect exit flag.
- The exit flag is correct, but an error was found while IMS was performing the requested action and IMS performed the associated default action instead.

For CPIC/APPC transactions failing with DFS064 as a consequence of the TP profile (TPN) being deleted, the message contains only the first eight characters of the TPName that was not found. Use this information to identify the resource that was not found.

System action: The data entered is ignored.

Operator response: (local/remote terminal) Reenter the data correctly. If the MFS bypass was not used, establish preset mode by using the /SET TRANSACTION command. If it still fails, notify the System Programmer.

(master terminal) Inform the system programmer.

If the optional part of this message is printed, notify the system programmer that the blocks are not synchronized.

Problem determination: 14

Module: DFSICIO0

Related information:

Chapter 2, "IMS problem determination," on page 13

**DFS065 TRAN/LTERM STOPPED, T/L=*name* [I:
sss1/name1, D: *sss2/name2*]**

Explanation: A /STOP command has stopped queuing on the destination queue.

In the message text:

sss1/name1

The source SYSID and source LTERM name for the input system.

sss2/name2

The destination SYSID and destination LTERM or TRAN code of the processing system.

This information appears only when the error is detected in a remote system (*sss2*).

name

The name of the transaction or LTERM that was stopped.

System action: The data entered is ignored.

Operator response: (local/remote terminal) Inform the system programmer. Start the transaction or logical terminal, and reenter the data.

If the optional part of this message is printed, start the transaction or logical terminal. Then notify the destination system master terminal operator and its system programmer.

Problem determination: 14

Module: DFSICIO0

Related information:

Chapter 2, "IMS problem determination," on page 13

**DFS0066I NOTIFY RESPONSE HAS COME
BACK FROM *ims_id***

Explanation: IMS Fast Path has a sysplex communication protocol, which utilizes the IRLM notify process to communicate with all sharing IMS subsystems in the sysplex. IMS waits until all IMS subsystems respond to the sysplex communication protocol, or until the initiating IMS times out the notify,

terminating the requested function. This IMS sent a sysplex communication message to the other sysplex members, and a response came back from *ims_id*.

In the message text:

ims_id The IMS ID of the sysplex member that successfully returned a response to the NOTIFY message.

System programmer response: No action is required for this particular *ims_id*. However, if this message has not been returned for another sysplex member, check whether that IMS on the sysplex is waiting for some interruption or is having a problem.

Related information:

Chapter 2, "IMS problem determination," on page 13

DFS0067W SLDS READ DATASPACE STORAGE RELEASED

Explanation: Either a /STOP SLDSREAD command was entered or z/OS notified IMS that a shortage of auxiliary storage was encountered. IMS has terminated system log data set (SLDS) read activity and released its dataspace storage.

System action: The internal IMS functions that require SLDS data fail. One or more of the following functions can fail:

- Dynamic backout
- Batch message processing (BMP) extended restart (XRST)
- Unit of work table entry (UOWE) resynchronization

Other IMS processing continues.

Operator response: Storage shortages are often the result of more than one internal work unit needing SLDS data simultaneously. BMPs using XRST are especially vulnerable if the records needed are widely separated on the log. Trying the failed functions again serially often resolves the problem.

For UOWE resynchronization, repeated attempts to retry the function can result in incremental improvements until success is achieved.

If the auxiliary storage shortage involved competition with other jobs or z/OS components and the failed function was dynamic backout, try restart the affected databases when more storage becomes available. If not, batch backout is required.

DFS068 BACKSPACE BEYOND MSG START

Explanation: The input editor module stepped backward beyond the beginning of the message attempting to eliminate backspaces.

System action: The data entered is ignored.

Operator response: Correct the data and rerun the command.

Module: DFSCFEI0, DFSICIO0

DFS069 TERMINAL INACTIVE

Explanation: The source physical or logical terminal is not active because:

- It is LOCKED.
- A /STOP or /PSTOP was entered.
- Input was stopped by a /PURGE command.
- There is no LTERM assigned for the input PTERM.

System action: The data entered is ignored.

Operator response: Correct the condition through the UNLOCK, START, or /ASSIGN command, and reenter the data.

Module: DFSICIO0

**DFS070 UNABLE TO ROUTE MESSAGE
RSN=xxyy (I: sss1/name1, D: sss2/name2)**

Explanation: One of the following situations occurred and an error was encountered while routing the message:

- IMS attempted to enqueue a message.
- A /FORMAT command was entered.
- One of these entry points in the TM and MSC Message Routing and Control user exit (DFSMSCE0) attempted to reroute a message:
 - Link Receive Routing
 - Program Routing
 - Terminal Routing

In the message text:

xx The IMS module that detected the error:

Code	Meaning
00	Unknown module or DFSMSCEC requestor
01	DC Communication Manager (DFSICIO0)
02	LU 6.2 Receive LU Manager (DFSRLM10)
03	OTMA Receive LU Manager (DFSYTIB0)
04	DC Call Handler (DFSDLA30)
05	MSC Analyzer (DFSCMS00)
06	/FORMAT command processor (DFSICLK0)
08	IMS Termination (DFSTRM00)
10	IMS Initialization (DFSINB0)

yy The reason for the error:

Code	Meaning
02	The exit requested two user prefixes.
03	The exit requested two internal prefixes. Internal prefixes are reserved for IMS internal tools.
04	The prefix buffer length was too large.
05	A DFSPOOL error occurred on the get prefix buffer.

06	The exit return code was negative.		IMS but did not set the destination
07	The exit return code was too high.		SYSID or MSNAME.
08	A DFSBCB error occurred while getting a BCB control block.	28	The exit requested rerouting to the source system but MSC was not system defined or the source SYSID was not valid.
09	A bad SYSID was detected.		
10	A Message Queue Manager error occurred while inserting a prefix.	29	The exit requested that direct route override but override was unsuccessful.
11	A nonzero return code was received from DFSICLR1.		
12	The message destination is an invalid type for the AVM/ISC link.	30	The exit requested invalid rerouting for a front-end switch message to a remote IMS.
13	Change destination error. User exit requested to change the destination name to a different transaction by setting MSLR2CHG, MSPR2CHG, or MSTR2CHG. The new destination name at MSLRDEST, MSPRDEST, or MSTRDEST is not a transaction destination.	31	The exit requested rerouting for a response message.
14	Change destination error. User exit requested to change the destination name to a different LTERM by setting MSLR2CHG, MSPR2CHG, or MSTR2CHG. The new destination name at MSLRDEST, MSPRDEST, or MSTRDEST is not an LTERM destination.	33	DFSMSCE0 initialization failed because DFSMSCSV is not supported.
15	The DFSMSCEC exit routing flag is in error.	34	DFSMSCE0 initialization failed because the DFSMSCSV length is invalid.
16	A DFSUSRX interface error occurred.	35	DFSMSCE0 initialization failed because the character string VECTOR is not present.
17	Change destination error. User exit requested to change the destination name by setting MSTR2CHG or MSLR2CHG or MSPR2CHG. The new destination name at MSTRDEST, MSLRDEST, OR MSPRDEST was not be found.	36	The user prefix segment (MSCEUPR) was invalid when the exit returned to IMS.
18	The exit changed the destination name of the I/O PCB message.	37	The internal prefix segment (MSCEIPR) was invalid when the exit returned to IMS. Internal prefixes are reserved for IMS internal tools.
19	The exit requested rerouting for the I/O PCB message.	38	The exit overlaid the 512-byte user work area buffer.
20	The exit changed the destination name to a command (for example, /CMDVERB).	39	The exit overlaid the MSEB BCB block name.
21	The user exit override of MSNAME was invalid.	40	The exit overlaid the parameter list.
22	Local share queue registration failed for rerouting the transaction to the local shared queues.		
23	The exit routed the transaction to an invalid, remote destination.		
24	The exit rerouted the message to an invalid MSC system identification (for example, SYSID).		
25	The exit routed the message to an invalid MSNAME.		
26	The exit routed an intermediate message to this local IMS, but the source SYSID is unknown to this local IMS.		
27	The exit indicated routing to a remote		
			Codes 41 through 52 apply to the /FORMAT command.
		41	The CNT for the terminal to be formatted was not found.
		42	The specified terminal is a remote LTERM.
		43	The specified terminal is a dynamic MSNAME (LNB).
		44	The destined terminal (which is different from the input terminal) is not MFS-formatted.
		45	The destined terminal is in line response mode.
		46	The destined terminal is in TERMINAL response mode.
		47	Conversation is active on the destined terminal (when LTERM was specified in the command).
		48	The terminal is in input only mode.
		49	The terminal is in the exclusive mode (when LTERM was specified in the command).
		50	The call to Queue Manager failed for a put locate call.
		51	The inset prefix call to Queue Manager failed.

52 The call to enqueue the message failed.

sss1/name1

The source SYSID and source LTERM name for the input system.

sss2/name2

The destination SYSID and destination LTERM or TRAN code of the processing system.

System action: The /Format command or message routing request is canceled.

If one of the exits attempted to reroute a message or IMS attempted to enqueue a message, a log record type X'67', subcode X'01' (ID=AER1, ID=MSCE, or both) is written to the log. More than one record might be written to record the error. These records contain the IMS control blocks and save areas used by IMS or the user exit when the error was encountered.

Operator response: (master terminal) Notify the system programmer.

System programmer response: One of the following situations might have caused the error:

- Operator error. For example, an incorrect transaction code or LTERM name might have been entered.
- A user routing exit error occurred.
- An IMS internal error occurred.

If the error is caused by the DFSMSCE0 user exit, see TM and MSC Message Routing and Control User exit routine (DFSMSCE0) (Exit Routines) and the prologue of the sample DFSMSCE0 exit for an explanation of the routing option.

For all other situations, see Data communication service aids (Diagnosis) for diagnostic information about message DFS070. Check the RSN, and follow the instructions for determining the cause. Print the 6701 log records for additional information.

Module: DFSCMS00, DFSDLA30, DFSICLK0, DFSICIO0, DFSIINB0, DFSRLM10, DFSTRM00, DFSYTIB0

DFS071 SYSTEM DISCONNECT

Explanation: Five attempts to sign on were invalid.

System action: This message notifies the switched terminal operator that IMS is disconnecting this line.

Operator response: (master terminal) Establish the correct sign-on command before trying to sign on again.

Module: DFSICA10, DFSICIO0

DFS072I UNABLE TO OUTPUT LINE *x* PTERM *y*

Explanation: A permanent I/O error was detected attempting to write a message to the indicated IMS line and physical terminal.

System action: The terminal has been PSTOPPED.

Operator response: (master terminal) After the malfunction has been corrected, a /START LINE *x* PTERM *y* or a /RSTART LINE *x* PTERM *y* command can be used to resume operations on the terminal.

DFS074 QUEUE ERROR-MESSAGE CANCELED RSN=*xxyy*

Explanation: An attempt was made to acquire a queue buffer. An ISRT locate, ISRT move, or reposition call was issued, but an error was detected with the call or the call could not be processed.

In a shared-queues environment, this message can indicate a failure in the CQSPUT process during insert processing or a problem due to a CQS structure failure or CQS unavailability.

The reason code RSN=*xxyy* is optional and is not always included. If the reason code is present, it can be one of the following values:

- | | |
|-----------|---|
| <i>xx</i> | IMS module that detected the error: |
| 01 | /DIS CPLOG (DFSDCPL0) |
| 02 | Communications analyzer (DFSICIO0) |
| 03 | /DIS controller (DFSICLD0) |
| 04 | /NRE, /ERE (DFSICL20) |
| 05 | /CQQUERY STATISTICS (DFSICQ20) |
| 06 | OTMA SYNC processor (DFSYTIB0) |
| <i>yy</i> | Reason for the error: |
| 01 | The requested size is less than 1 byte; for example, LLZZ + 1 byte or larger. |
| 02 | A QMGR or CQS ISRT error occurred. |
| 03 | A queue buffer reposition error occurred. |
| 04 | User exit DFSQSPC0 or IQCQMRI0 error occurred. If IBM IMS Queue Control Facility for z/OS is being used, the requested message was canceled because the node and client are using too many queue buffers. |

System action: The queue buffer is canceled. Type 6701-AER1 and 67D0 records are logged for some errors.

For OTMA, message DFS1269E RC4011 is also issued and a X'67D0' trace entry is written to the log.

System programmer response: This error might occur for one of the following reasons:

- An IMS or CQS internal error occurred.
- The message queue is filling up.
- A problem with the shared queue was encountered.
- A user queue space notification user exit (DFSQSPC0) or a tool using the exit, such as the IMS

Queue Control Facility exit tool (IQCQMRI0), has rejected the queue buffer request.

The response depends on the reason code *yy*, as follows:

- 01** Size requested is less than 1 byte.
Response: This problem is an IMS internal error. Print the 6701 and 67D0 records if available.
- 02** QMGR ISRT or CQS error
Response: QMGR returned a nonzero return code. If IMS is not using shared queues, This situation could be a problem with the local queues. If you are using shared queues, this could be a CQS or a problem with the shared queues. Print the 6701 and 67D0 records if available.
- 03** Queue buffer reposition error
Response: This problem is an IMS internal error. Print the 6701 and 67D0 records if available.
- 04** User exit DFSQSPC0 or IMS Queue Control Facility exit IQCQMRI0 requested that the message be canceled because the node and client are using too many queue buffers.
Response: The user exit DFSQSPC0 or IMS Queue Control Facility exit IQCQMRI0 set QSPCF2NO = QSPCF2NO in the exit DFSPARM area, because it determined that the caller was using too many queue buffers. The QMGR then set the QMGRO3NO flag in the DFSQMGR parameter area of the caller and canceled the ISRT, releasing the queue buffers. To determine the pool usage, print the 6701 records if available. Then refer to the DFSQSPC0 exit, or IQCQMRI0 exit if you are using the IMS Queue Control Facility, and the queue usage from the /DIS POOL QBUF command for more information.

Module: DFSICIO0, DFSICLD0, DFSICL20, DFSYTIB0, DFSDGS96

DFS075I REQUESTED BLOCK NOT AVAILABLE: MID *name*

Explanation: The Message Format Service (MFS) cannot fetch the control blocks required to process an input message. The message identifies the MID name for the MID and DIF pair requested. The MID or DIF contains an invalid field, which is probably caused by modification or damage to the Format or Test Format libraries.

System action: MFS ignores the input message.

Programmer response: Stop using the transaction requiring this MID or DIF, or both, block long enough to allow the blocks to be replaced by others from the Message Format Library. Then retry the failing

transaction. If the error persists, the blocks were damaged in the Format or Test Format library, an error was compiled into the blocks, or an error exists in an MFS online module.

Module: DFSCFEI0

DFS076 MULTI-SEGMENT INPUT INVALID [I: *sss1/name1*, D: *sss2/name2*]

Explanation: A buffered terminal device attempted to send multiple segments of an input transaction which was defined as a single segment transaction.

In the message text:

sss1/name1

The source SYSID and source LTERM name for the input system.

sss2/name2

The destination SYSID and destination LTERM or TRAN code of the processing system

This information appears only when the error is detected in a remote system (*sss2*).

System action: The message was canceled. If the input was processed by the MFS Utility, the input message was defined with multiple segments.

Operator response: Reenter the message properly.

If the optional part of the message is printed, notify the system programmer that the blocks are not synchronized.

Problem determination: 14

Module: DFSCON00, DFSICIO0

Related information:

Chapter 2, "IMS problem determination," on page 13

DFS077 COMMAND INPUT EXCEEDS MAXIMUM LENGTH

Explanation: The maximum length of a command is defined as that which fits in a queue message buffer.

System action: The data entered is ignored.

Operator response: (local/remote terminal) Reduce the length of the command and reenter. If commands of this length are required, the system can be redefined with increased message buffer size.

Module: DFSICIO0

DFS078 COMMAND INVALID AS SECOND SEGMENT

Explanation: A multi-segment input message was in process when this command was entered.

System action: Both the message and the command are canceled.

Operator response: (local/remote terminal) Reenter

the message and command separately.

Module: DFSICIO0

DFS079 INPUT IGNORED-SYSTEM IN SHUTDOWN

Explanation: A shutdown checkpoint is in process, and all input from terminals is suspended.

System action: The data entered is ignored.

Operator response: (local/remote terminal) Reenter the data after the system has been restarted.

Module: DFSICIO0

DFS080 MESSAGE CANCELED BY INPUT EDIT ROUTINE

Explanation: A user-supplied edit routine has rejected and canceled the last input message.

System action: The entered message is ignored.

Operator response: Reenter the message in a format acceptable to the edit specifications.

Module: DFSICIO0

DFS081 TRACE EXIT COMMAND UNSUCCESSFUL RSN=xxyy

Explanation: The /TRACE EXIT command was entered incorrectly, the command is not supported on this IMS system, or this problem is an IMS internal error. In the message text:

- xx The IMS module that detected the error:
- 01 Trace Command Processor (DFSICLN5)
- yy The reason for the error:
- 01 An invalid keyword was specified for the trace exit.
 - 02 An invalid parameter type was specified for the trace exit command.
 - 03 No parameter type was specified for the trace exit command.
 - 04 Multiple parameter types were specified for the trace exit command.
 - 05 The DFSMSCD control block is missing for the trace exit (DFSMSCE0) command.
 - 06 An Invalid parameter subtype was specified for the trace exit command.
 - 07 The trace exit is not supported for this environment.
 - 08 The required exit was not loaded for the start trace command.
 - 09 Required exit not loaded for start trace command.
 - 10 A system command failure occurred.
 - 11 The parameter length was invalid.

System action: The entire command was ignored, or

one or more parameters were ignored.

Operator response: (master terminal) Check the syntax of the command to ensure that it is correct. Reissue the command with the proper keyword and parameters. Issue the /DISPLAY TRACE EXIT command to determine which parts of the command ran successfully and if the exit is installed. If the exit is not installed, the status of all the exit entry points is N/A on the display output. If the problem persists, contact the system programmer.

System programmer response: One of the following situations might have caused the error:

- An operator error. For example, incorrect syntax might have been entered.
- A user routing exit (DFSMSCE0) initialization error.
- An IMS internal error.

See "DC-Data Communication Service Aids" in *IMS Version 13 Diagnosis* for diagnostic information about message DFS081. See the RSN and follow the instructions for determining the cause. You might need to print the 6701 log records for additional information.

Module: DFSICLN5

DFS082 ERROR READING QUEUE, QUEUE SHUTDOWN [I: sss1/name1, D: sss2/name2] [name RC = nn]

Explanation: An unrecoverable I/O error occurred attempting to read a record from a logical terminal queue.

In the message text:

- sss1/name1 The source SYSID and source LTERM name for the input system.
- sss2/name2 The destination SYSID and destination LTERM or TRAN code of the processing system

This information appears only when the error is detected in a remote system (sss2):

- nn The decimal value of the queue manager return code. Possible queue manager return codes are:
- 04 No segment returned for destination name.
 - 08 No more messages on the queue for destination name.
 - 12 Destination name is in use.
 - 36 MSC prefix does not exist. The message has been dequeued.
 - 40 ISC prefix does not exist. The message has been dequeued.

System action:

That queue was stopped. A log record type X'6701', ID=MER1, was written using the IMS TRACE facility, which provides a snap of the IMS control blocks and save areas.

Operator response: (master terminal) If the optional part of the message is printed, coordinate restarting the resource with the destination system master terminal operator and its system programmer.

System programmer response: If the message has been dequeued, examine the MER1 record to determine which message was dequeued.

Module: DFSCM7A0, DFSCM7B0, DFSICIO0

DFS084 CONVERSATION IN PROCESS

Explanation: A conversational program has not yet responded to the last input message. Conversation is a two-way exchange. If this message is paged, it must be completely viewed and deleted by the operator before the response is complete.

System action: IMS discards the entered data. The application program responds to the last accepted input, unless the terminal is page protected.

Operator response: Await reply from the program, and reenter data; or delete last page, and reenter data; or /EXIT to terminate the conversation, and reenter the data; or, if paging has been specified, you might have to press the PA2 key to delete the message.

Programmer response: Screen protection has been specified as either a terminal option or an MFS option. Determine whether this is necessary for this transaction.

Module: DFSCON00, DFSICLH0

DFS085I CONVERSATION CANNOT BE CONTINUED: {NO PREVIOUS OUTPUT MESSAGE | STORAGE ERROR | SPA NOT FOUND IN OUTPUT MESSAGE | CQS ERROR OR CQS NOT AVAILABLE | SPA HAD BAD DATA OR FORMAT}

Explanation: IMS attempted to retrieve the SPA for the input message from the previous output message, but an error occurred. The conversational transaction cannot be continued at this time due to the error indicated:

- NO PREVIOUS OUTPUT MESSAGE
The previous conversational output message could not be located.
- STORAGE ERROR
An error occurred trying to acquire temporary storage.
- SPA NOT FOUND IN OUTPUT MESSAGE
The SPA could not be found in the previous conversational output message.
- CQS ERROR OR CQS NOT AVAILABLE
Either the Common Queue Server (CQS) was unavailable or a CQS error occurred.

- SPA HAD BAD DATA OR FORMAT
IMS attempted to convert the SPA from an internal packed format to an unpacked format, but was unsuccessful.

System action: The input data is ignored.

Operator response: Take the appropriate action:

- NO PREVIOUS OUTPUT MESSAGE
IMS will probably never be able to continue this conversation. Terminate the conversation with an /EXIT command. For OTMA users, the conversation will be terminated by IMS.
- STORAGE ERROR
Reenter the input data after waiting a for some time for the storage shortage to be eliminated.
- SPA NOT FOUND IN OUTPUT MESSAGE
IMS will probably never be able to continue this conversation. Terminate the conversation with an /EXIT command. For OTMA users, the conversation will be terminated by IMS.
- CQS ERROR OR CQS NOT AVAILABLE
Reenter the input data after waiting a some time for CQS to become available. If the problem is caused by a CQS error, you might have to terminate the conversation with an /EXIT command. For OTMA users, the conversation will be terminated by IMS.
- SPA HAD BAD DATA OR FORMAT
IMS will not be able to continue this conversation. Terminate the conversation with an /EXIT command.

Module: DFSCON00, DFSYTIB0

DFS086 CONVERSATION RESOURCES UNAVAILABLE

Explanation: The maximum number of concurrent conversations allowed (65,535) was exceeded.

System action: The conversation is not started.

Operator response: (local/remote terminal) Wait for someone to finish and try again. If this response occurs frequently, notify the systems operation personnel.

Problem determination: 7

Module: DFSCON00

Related information:

Chapter 2, "IMS problem determination," on page 13

DFS087 USER PTERM INPUT EDIT ERROR-INPUT IGNORED

Explanation: The user physical terminal input edit exit routine attempted to insert a transaction code or password and:

- MFS bypass was not active.
- The total size of the attempted insert was less than 6 or greater than 22.

DFS0088I • DFS091I

System action: A log record type X'67', subrecord X'01', has been written using the IMS TRACE facility, which provides a snap of the IMS control blocks and save areas. The data entered is ignored.

Operator response: Notify the system programmer.

System programmer response: Correct the error in the user physical terminal input edit exit routine.

Module: DFSICIO0

DFS0088I LS0 INITIALIZATION FAILED - *identifier*

Explanation: Initialization for the Local Storage Option failed for the reason indicated by *identifier*. The module or control block identified in message DFS0088I was being processed when the error occurred.

Identifier

Reason

1. **DFSCLSM**
IMODULE GETMAIN failed.
2. **DFSCLSM0 or DFSCLSD0**
IMODULE LOAD failed for one of these modules.
3. **DFSXMCTL**
Not initialized for LS0.
4. **SAP** Insufficient SAPs were assigned for LS0.

System action: This message is followed by abend 0088.

System programmer response:

Reason Action

1. Increase the IMS control region size.
2. Correct the JOB/STEPLIB DD statement or bind the LS0 modules into the correct library.
3. Determine the DFSXMCTL problem by referencing module DFSMINIO. Contact IBM for assistance.
4. Determine the SAP problem by referencing module DFSXLIC0. Contact IBM for assistance.

Problem determination: 1, 2, 3, 4, 8, 12

Module: DFSKLSI0

Related information:

Chapter 2, "IMS problem determination," on page 13

DFS0089 OUTPUT EXCEEDS BUFFER SIZE LTERM xxxxxxxx LINE yyy PTERM zzz OUTPUT EXCEEDS BUFFER SIZE LTERM xxxxxxxx NODE yyyyyyyyy

Explanation: An application program using the MFS bypass attempted to send an output message that is longer than the length specified in the OUTBUF parameter of the TERMINAL macro during system definition. In addition, the access method in use is either VTAM non-SNA or another IMS-supported terminal with OPTIONS=NOXP. The OUTBUF value

should be set equal to the maximum RU size acceptable to the terminal (and VTAM and its NCP) because IMS does not send an output message inserted by an application that exceeds this value.

System action: A log record type X'67' subrecord X'01' has been written using the IMS trace facility, which provides a snap of the IMS control blocks and save areas. If the last message segment moved into the line buffer (=OUTBUF) by DD6 fitted exactly, the contents of this line buffer was already sent to the terminal. The terminal is made inoperable, and message DFS998I is sent to the master terminal operator.

Operator response: (master terminal): Upon receipt of message DFS998I, the LTERM should be reassigned or the message dequeued. The terminal can then be restarted. Notify the system programmer.

System programmer response: Take one of the following actions:

- Increase OUTBUF value in TERMINAL macro for system definition.
- Restrict the application program not to send messages greater in length than OUTBUF value.

Module: DFSCD600, DFSCD610, DFSCD620

Related information:

"DFS998I" on page 268

DFS0090 USE OF MODNAME DFS.EDTN REQUIRES TERMINAL INPUT EDIT ROUTINE

Explanation: When MFS BYPASS option is selected and the MODNAME DFS.EDTN is used, the user must provide a Physical Terminal Input edit routine.


System action: The data entered is ignored.

Operator response: Notify the system programmer.

System programmer response: Include a user Physical Terminal Input edit routine in system definition. See the topic on "Physical Terminal (Input) edit routine" in *IMS Version 13 Exit Routines*.

Module: DFSICIO0

Related reference:

 Physical Terminal (Input) edit routine (DFSPIXT0) (Exit Routines)

DFS091I UNABLE TO LOCATE X'42' LOG RECORD

Explanation: Batch backout was being initialized but no X'42' log record was found on the input log volume.

System action: Batch backout is terminated.

Programmer response: This error can occur if only one input volume was supplied to database backout and the X'42' log record had not yet been written on that volume. Rerun the database backout specifying the

last two volumes as input. If more than one volume was already supplied or if only one volume was created, then a system error has occurred.

Problem determination: 1, 4, 5

Module: DFSBCKI0

Related information:

Chapter 2, "IMS problem determination," on page 13

DFS092I IMS LOG TERMINATED

Explanation: This informational message indicates that the IMS system log has been terminated.

System action: IMS has terminated.

Module: DFSFDLS0

DFS093 COMMAND NOT AUTHORIZED AS ENTERED WITH CRC FROM MCS OR E-MCS CONSOLE

Explanation: The command is not allowed from the MCS console. The command authorization, which was specified on the CMDMCS execution parameter (RACF (or equivalent), DFSCCMD0, or both) did not authorize the user ID of the console to issue the command.

System action: The command is ignored.

Operator response: (master terminal) Reenter the command from an authorized console, or update authorization information to allow the command from the console.

Module: DFSICLP0

DFS0095I VSO1THLD *n* | VSO2THLD *n* | VSO3THLD *n*

Explanation: During IMS initialization, this message is issued where *n* is used to display the value of the VSO1THLD, VSO2THLD, or VSO3THLD parameter as specified in the DFSDFxxx member of the IMS PROCLIB data set under the <SECTION=FASTPATH> section.

VS01THLD=

Specifies the castout threshold time in seconds for a VSO area with less than or equal to 800 control intervals (CIs). The valid range is 1 - 300. The default value is 300.

VS02THLD=

Specifies the castout threshold time in seconds for a VSO area with 801 - 3500 CIs. The valid range is 1 - 300. The default value is 240.

VS03THLD=


Specifies the castout threshold time in seconds for a VSO area with greater than 3500 CIs. The valid range is 1 - 300. The default value is 180.

System action: Processing continues.

| **Programmer response:** No action is required.

| **Module:** DBFFATC1

| **Related reference:**

|  FASTPATH section of the DFSDFxxx member (System Definition)

DFS0096W DATA BASE BUFFERS PURGED, UPDATE INTENT, NOLOG SELECTED.

Explanation: A batch IMS job ran without an IMS log data set and abended while using a PSB with UPDATE INTENT. The database buffers were purged, but the database might still be bad.

System action: IMS (E)STAE continues processing an abend.

Programmer response: Determine if the database still has its integrity by interrogating the type of abend and the abending program.

Module: DFSFLST0

DFS097 LTERM/S LOCKED/STOPPED

Explanation: The LTERM specified was locked or stopped.

System action: The command is ignored.

Operator response: (local/remote terminal) Either start or unlock the LTERM, or sign on for another terminal.

Module: DFSICA10

DFS098 PTERM LOCKED/STOPPED

Explanation: The physical terminal was locked, stopped, or inoperable.

Operator response: (local/remote terminal) Have the master terminal operator start or unlock the PTERM.

Module: DFSICA10

DFS099 MULTIPLE LINE PARAMETERS ARE INVALID

Explanation: A command that refers to one or more physical terminals can only specify one line. For example:

- PTERM ALL can only be specified for a single line.
- PTERM ALL cannot be specified when displaying lines by attribute.

System action: The command is ignored.

Operator response: (local/remote terminal) Reenter the command properly.

Module: DFSICL10, DFSICL30, DFSIC440

DFS100

DFS100 **LINE KEYWORD NOT PRESENT**

Explanation: If PTERM keyword is present, the LINE keyword is also required.

System action: The command is ignored.

Operator response: (local/remote terminal) Reenter the command properly.

Module: DFSICL10

Chapter 6. DFS messages, DFS101 - DFS150

This topic contains the following messages:

DFS101 MULTIPLE RESTART COMMANDS ARE INVALID

Explanation: After the system is started through an /NRESTART or /ERESTART command, this command cannot be entered again.

System action: The command is ignored.

Operator response: (local/remote terminal) If you want to restart differently, shut down the system, and bring it up again.

Module: DFSICL30

DFS102 PTERM KEYWORD NOT PRESENT

Explanation: The keyword PTERM must be used with the keyword LINE.

System action: The command is ignored.

Operator response: (local/remote terminal) Reenter the command properly.

Module: DFSICL10, DFSICL80

DFS103 DATABASE/AREA KEYWORD NOT PRESENT

Explanation: DBDUMP requires the keyword DATABASE followed by the requested database names. /DBRECOVERY requires the keyword DATABASE followed by the requested database names or the keyword AREA followed by the requested area names.

System action: The command is ignored.

Operator response: (master terminal) Reenter the command properly.

Module: DFSICL20

DFS104 NO TEXT SUPPLIED, CANNOT BROADCAST

Explanation: On /BROADCAST command, you must enter the data to be broadcast as the second segment of the message. None was supplied.

System action: The command is ignored.

Operator response: Reenter the command properly.

Module: DFSICL30

DFS105I COMMAND VERB xxxxxxxxxx IS INCORRECT

Explanation: The command verb xxxxxxxxxx is incorrect. The first three characters of the command verb are correct, but the command is incorrect thereafter. Up to 11 characters of the incorrect command verb are included in the error message.

System action: The command is rejected.

Operator response: Reenter with just the first three characters or the correct full spelling of the command verb.

Module: DFSICL30

DFS106 TRAN KEYWORD NOT PRESENT

Explanation: TRAN is the only keyword allowed with the TERMINAL keyword.

System action: The command is ignored.

Operator response: (local/remote terminal) Reenter the command properly.

Module: DFSICL80

DFS107 REQUIRED KEYWORD NOT PRESENT

Explanation: None of the acceptable keywords for this command were present.

System action: The command is ignored.

Operator response: Make sure that the keyword is valid for the system you are running (IMS DB/DC, DBCTL, or DCCTL). Select a valid keyword; then reenter the command.

Module: DFSCML70, DFSICA10, DFSICLE0, DFSICLG0, DFSICLH0, DFSICLJ0, DFSICLN0, DFSICLQ0, DFSICLU0, DFSICL10, DFSICL20, DFSICL40, DFSICL60, DFSICL70, DFSICL80, DFSICL90, DFSICM00, DFSIDPK0, DFSIDP00

DFS108 COMMAND SYNTAX INVALID

Explanation: The command entered did not conform to established syntax rules.

System action: The command is ignored.

Operator response: Check for syntax errors, including spelling and incorrect delimiters, then reenter the command correctly.

Module: DFSICL30, DFSICLN2, DFSICLN3, DFSICLN4

DFS110I **COMMAND KEYWORD** *yyyyyyyyyyyyyy*
INVALID FOR *imstype*

Explanation: Keyword *yyyyyyyyyyyyyy* is not supported with commands for this *imstype* of IMS. Up to 12 characters of the invalid keyword are included in the error message. The *imstype* is one of the following:

- ACTIVE
- DBCTL
- DCCTL
- XRF ALTERNATE
- TRACKER
- NON-DBCTL
- NON-DCCTL
- NON-TRACKER

Keywords that are not supported on an active subsystem include BACKUP, which is only supported on an XRF alternate, ISOLOG and TRKAUTOARCH, which are only supported on an RSR tracking subsystem.

Keywords that are not supported in DBCTL relate to DC.

Keywords that are not supported in DCCTL relate to DB.

Keywords that are not supported on an XRF alternate system include most keywords, except those required with commands that operate the XRF alternate.

Keywords that are not supported on an RSR tracker include most keywords, except those required with commands that operate the remote tracking subsystem.

Keywords that are not supported in NON-DBCTL relate to DBCTL.

Keywords that are not supported in NON-DCCTL relate to DCCTL.

Keywords that are not supported in NON-TRACKER relate to an RSR TRACKER system.

System action: The command is rejected.

Operator response: Check the keywords and run the command again.

Module: DFSICL30, DFSDGSA1, DFSDGSB0, DFSDGSD0, DFSDGSL0, DFSDGSL1, DFSDGSL2, DFSDGSN0, DFSDGSR0, DFSDGST0, DFSDGSU0

DFS111 **TIMEOUT-RESEND MESSAGE**

Explanation: Between characters of a message, 28 seconds is allowed before the hardware times out and cancels the message.

System action: The message is canceled.

Operator response: (Local/remote terminal) Reenter the message without excessive delay.

Module: DFSDN020, DFSDS010, DFSDS020, DFSDS040, DFSICL30

DFS112 **BLDQ KEYWORD NOT PRESENT**

Explanation: BLDQ keyword must be present for the /ERESTART command with checkpoint 0 or if the FORMAT keyword is supplied with the /ERESTART command.

System action: The command is ignored.

Master terminal operator response: Reenter the command properly.

Module: DFSICL20

DFS113 **LINE KEYWORD PARAMETER NOT PRESENT**

Explanation: The LINE keyword was present, but was not followed by any parameters.

System action: The command is ignored.

Operator response: (local/remote terminal) Reenter with proper specifications.

Module: DFSICLJ0, DFSICLN0, DFSICL10, DFSICL50, DFSICL80, DFSIC440, DFSIDP60, DFSIDP70, DFSIDP80

DFS114 **LTERM KEYWORD PARAMETER NOT PRESENT**

Explanation: The LTERM keyword was not followed by any parameters.

System action: The command is ignored.

Operator response: Check the syntax of the command and reenter it.

Module: DFSICA10, DFSICLJ0, DFSICL80, DFSICL90, DFSICV10, DFSIC440, DFSIDP40, DFSIDP70

DFS115 **PTERM KEYWORD PARAMETER NOT PRESENT**

Explanation: The PTERM keyword was not followed by any parameter.

System action: The command is ignored.

Local/remote terminal operator response:

Reenter the command properly.

Module: DFSICLJ0, DFSICLN0, DFSICL10, DFSICL50, DFSICL80, DFSIC440, DFSIDP60, DFSIDP70, DFSIDP80

DFS116 **DATABASE | AREA KEYWORD PARAMETER NOT PRESENT**

Explanation: The database or area keyword was not followed by a parameter.

System action: The command is ignored.

Operator response: Reenter the correct command.

Module: DBFCNDAR0, DFSICL20, DFSICL80, DFSICL90, DFSIC430, DFSIDPJ0, DFSIDP50

DFS117 PROGRAM KEYWORD PARAMETER NOT PRESENT

Explanation: The PROGRAM keyword was not followed by a parameter specifying which program.

System action: The command is ignored.

Local/remote terminal operator response: Reenter the command properly.

Module: DFSICL80, DFSICL90, DFSIC430, DFSIDP50

DFS118 COMMAND IS INVALID FOR NONSWITCHED TERMINAL

Explanation: The /IAM command is invalid.

System action: The command was ignored.

Module: DFSICLA0

DFS119 LTERM IN USE, CANNOT PROCESS COMMAND

Explanation: An LTERM is either having a message dequeued and sent or is marked for use by another task. The LTERM cannot be reassigned until either the message is dequeued and sent, or the other task has finished using it.

If TCO is active, this message might see the TCO logical terminal DFSTCFI.

If STM is active (STM=Y), this message can indicate that the LTERM is being updated in the RM resource structure by another task. You cannot reassign the terminal until IMS is able to obtain the LTERM information from the RM resource structure. In this case a DFS4447 message is also issued.

System action: The command is rejected. If the command was /ASSIGN LTERM PRIMARY, the primary master terminal assignment might have succeeded.

Operator response: Reenter the command. If the command continues to be rejected with this error message, notify system programmer immediately.

System programmer response: Enter the /CLS NODE XXX command for the node of the LTERM being assigned; then enter the /ASSIGN command again.

Verify that the command completes successfully; if it still fails, create an SVC memory dump and contact IBM Software Support.

Module: DFSICL70

DFS120 MESSAGE CANCELED, TEXT SEGMENT DID NOT END IN EOB

Explanation: The presence of an end of block (EOB) enables IMS error checking for the data entered. IMS does not accept a message without EOB. All data must end with an EOB.

System action: The message is canceled.

Operator response: (local/remote terminal) Enter EOB by itself to end multi-segment transaction.

DFS121I PARAMETER TOO LONG

Explanation: Parameters are restricted to 8 bytes or less.

System action: The command is ignored.

Operator response: Reenter the command with a valid length parameter.

Module: DBFICL20, DFSICA10, DFSICL30, DFSICL60, DFSICLN3, DFSICLN4

DFS122 SPECIFIC PARAMETER MIXED WITH ALL PARAMETER

Explanation: If the ALL parameter is specified, no other parameter can be included for the same keyword.

System action: The command is ignored.

Operator response: Remove any parameters you specified with the ALL parameter. If you specified the ALL parameter correctly, check for one of the following:

- A misspelled or an invalid keyword
- A keyword that is not valid for the system you are running (IMS DB/DC or DBCTL).

Correct the keyword and reenter the command.

Module: DFSICL30, DFSICV10

DFS0123E DBD CHANGE UNSUPPORTED BY VERSIONING: DB=*dedbname* RSN=*rc* SEG *segmname variable text*

| or

| **DBD CHANGE UNSUPPORTED BY VERSIONING: DB=*dedbname* RSN=*rc* SEG *segmname* FLD *fld_name* variable_text**

| **Explanation:** An application program attempted to access a version of a Fast Path data entry database (DEDB) other than the current version, but IMS cannot build the internal blocks that are required to access non-current versions of the database, because the current version of the database contains a change in the database definition (DBD) that is not supported by database versioning.

DFS0123E

<p>Application programs cannot access any prior version of the database, unless the application programs are changed or the unsupported change is removed from the database.</p> <p>In the message text:</p> <p><i>dedbname</i> The name of the DEDB that contains the changes that are unsupported by database versioning.</p> <p><i>fld_name</i> The name of the field that is associated with the unsupported change.</p> <p><i>rc</i> The reason code that identifies the DBD</p>	<p>change that is not supported by database versioning. Look up the return code in the following table for additional information about the unsupported change.</p> <p><i>segmname</i> The name of the segment that is associated with the unsupported change.</p> <p><i>variable_text</i> A short description of the change that is not supported by database versioning. Look up the return code in the following table for additional information about the unsupported change.</p>
---	--

Table 1. Return code and variable text meanings for DFS0123E

RC	Variable text	Meaning
01	SEG <i>segmname</i> EXPECTED, FOUND SEG <i>segmname</i> INSTEAD	<p>The order of the segments in the current version of the database did not match the order in the requested version of the database.</p> <p>A segment order mismatch can happen if any of the following changes were made to the current version of the database:</p> <ul style="list-style-type: none"> • The expected segment was deleted • A segment was inserted before the expected segment • The order of the segments was changed <p>IMS might also issue this message if the expected segment was skipped due to a previous error in the validation process.</p> <p>IMS issues this message for each segment it finds that is not the expected segment.</p>
02	SEG <i>segmname</i> NEW	After validating all of the segments in the requested version of the database, the current version of the database contains an additional segment.
03	SEG <i>segmname</i> NOT FOUND	<p>A segment in the requested version of the database was not found in the current version. A segment might not be found for any of the following reasons:</p> <ul style="list-style-type: none"> • The segment was renamed • A segment was deleted • A segment was skipped while searching for another segment
04	SEG <i>segmname</i> INSERTION RULE CHANGED	The rule that specifies how data is inserted in this segment was changed.
05	SEG <i>segmname</i> COMPRESSION EXIT CHANGED	The compression exit routine for a segment was changed.
06	SEG <i>segmname</i> TYPE CHANGED	The type of the segment (Direct Dependent or Sequential Dependent) was changed.
07	SEG <i>segmname</i> SUBSET POINTER(S) CHANGED	The subset pointers were changed.
08	SEG <i>segmname</i> MINIMUM LENGTH CHANGED	The minimum length of the segment was increased or decreased. This message is also issued when a segment is changed from variable length to fixed length or vice versa.
09	SEG <i>segmname</i> MAXIMUM LENGTH DECREASED	The length of segment was decreased.
10	SEG <i>segmname</i> DATA CAPTURE EXIT CHANGED	One or more of the data capture exit routines was changed.
11	FLD <i>fld_name</i> NOT FOUND	A field in the old segment was not found in the current version of the segment. Either the field was deleted or a previous error caused it to be skipped.

Table 1. Return code and variable text meanings for DFS0123E (continued)

RC	Variable text	Meaning
12	FLD <i>fld_name</i> EXPECTED, FOUND FLD <i>fld_name</i> INSTEAD	While looking for a match to a field in the old segment version, a different field was encountered instead. This message is issued for each field that is encountered that is not the expected field. If the expected field was skipped due to a previous error, a message is issued for each of the remaining fields in the segment.
13	FLD <i>fld_name</i> OFFSET CHANGED	The offset of a field in the requested database was changed in the current version of the database.
14	FLD <i>fld_name</i> LENGTH CHANGED	The length of a field in the requested database was changed in the current version of the database.
15	FLD <i>fld_name</i> TYPE CHANGED	The type of padding was changed in the field.
16	FLD <i>fld_name</i> SEQUENCING CHANGED	The field was changed from sequenced to unsequenced or vice versa.
17	FLD <i>fld_name</i> OVERLAPS FLD <i>fld_name</i>	The field definitions in the current version of the database are incompatible with the field definitions of the requested database, because the offsets and lengths of two or more new fields in the current version of the database overlap each other.
18	SEG <i>segmname</i> MAX LENGTH OF VAR LENGTH SEG INCREASED	A variable length segment has increased in length.
19	SEG <i>segmname</i> SECONDARY INDEX RELATIONSHIP CHANGED	A segment changed from being involved in a secondary index to no longer being involved in a secondary index.
20	SEG <i>segmname</i> REFERENCED BY SECONDARY INDEX, CHANGED	A segments involved in a secondary index has increased in length or added new fields.
21	SEG <i>segmname</i> SDEP CHANGED	An SDEP has increased in length or added new fields.

System action: IMS cannot build the internal blocks that are required to provide access to prior versions of the database. Only the most recent version of the database can be accessed.

IMS continues checking for other unsupported changes.

Programmer response: Determine whether you need to keep the changes in the database or remove them.


If you keep the changes in the database, existing application programs cannot access the database until they are modified to use the new database structure. The prior versions of the database cannot be accessed anymore.

If you need to remove the unsupported changes from the database, you need to recover the database to the prior version. Any updates to the database that were made by application programs that used the current version of the database will be lost.

The version numbers for the current version of the database and the version of the database that the application program was attempting to access are identified in message DFS0006E. Message DFS0006E is issued to the console after the last or only DFS0123E message.

Module: DBFVER10

Related concepts:

 Database versioning (Database Administration)

Related information:

“DFS0006E” on page 20

DFS124 CANNOT ENQUEUE LTERM ON LINE

Explanation: The queue module was not able to enqueue the logical terminal on the new line.

Operator response: (master terminal) This denotes a system error, and the system should be shut down and dumped at the earliest possible time for analysis of the problem. Notify your IMS system programmer.

Module: DFSICL70

DFS0126I IMS CONNECTION WITH APPC/MVS HAS BEEN STOPPED

Explanation: A /STOP APPC command was entered. The IMS APPC connection to MVS™ stops successfully. The system issues this message after the connection between APPC/MVS and IMS was stopped successfully. IMS stops scheduling transactions from LU 6.2 devices.

System action: IMS continues processing without the APPC/MVS LU 6.2 services. These services are unavailable until you enter a /STA APPC command.

Operator response: No action is required.

Programmer response: No action is required.

Module: DFS6ECT0

DFS127 TOO MANY KEYWORDS

Explanation: Too many keywords were supplied.

System action: The command is ignored.

Local/remote terminal operator response: Recheck the format of the command, and delete the unnecessary keywords.

Module: DFSCML70, DFSICA10, DFSICLE0, DFSICLG0, DFSICLJ0, DFSICLQ0, DFSICLU0, DFSICL10, DFSICL20, DFSICL60, DFSICL70, DFSICL80, DFSICL90, DFSICM00, DFSIC430, DFSIDP00, DFSIDP30

DFS128 TOO FEW KEYWORDS

Explanation: Too few keywords were supplied for this command.

System action: The command is ignored.

Local/remote terminal operator response: Check the command format, and reenter it correctly.

Module: DFSICLJ0, DFSICLQ0, DFSICL80

DFS129 INPUT ERROR, ONLY KEYBOARD BEING READ

Explanation: An input error was detected while reading from a component. The keyboard is the only device from which input will be accepted until the component is restarted by entering a /RDR statement from the keyboard.

System action: The data entered is ignored.

Operator response: (local/remote terminal) Correct the problem, and enter the /RDR statement.

Module: DFSDN020

DFS130 INVALID KEYWORD COMBINATION

Explanation: One or more of the keywords entered were incompatible with another specified.

System action: The command is ignored.

Operator response: Check the keyword combination, and reenter the command.

Module: DFSICLJ0, DFSICLN0, DFSICL20, DFSICL30, DFSICL40, DFSICL60, DFSICL80, DFSIC430, DFSIC470, DFSIDP00, DFSICLN1, DFSICLN2, DFSICLN3, DFSICLN4

DFS131 PTERM IN/OUT NOT THE SAME

Explanation: The master terminal logical terminal must have its output physical terminal also assigned as its input physical terminal.

System action: The command is ignored.

Operator response: Reassign the terminal properly.

Module: DFSICL70

DFS132 ALL DATABASE|AREA PARAMETERS ARE INVALID

Explanation: This message is issued for one of the following reasons:

- The database or area names entered are invalid.
- A parameter is valid, but has failed processing (for example, an allocation error has occurred on the database).
- A valid parameter was specified, but the particular type of IMS you are running does not support that parameter. For example, the /DISPLAY AREA or /DISPLAY DB command with the OFR keyword is not valid on an RSR active subsystem.
- If you receive this message during a /START DB *partname*, where *partname* is a HALDB partition that was added, and a partition structure rebuild has not been performed, then issue a /START DB *haldbmst* OPEN, where *haldbmst* is the master of the partition. Then issue a /START DB *partname* or a call for a key in the key range of the new or redefined partition. This response performs a partition structure rebuild and enables the partition for use.

System action: The command is ignored.

Operator response: Reenter the correct database or area names that have been defined to IMS. If the parameter is valid, correct or investigate other error messages and reenter the command. Make sure any command keywords or parameters are valid for the flavor of IMS you are running.

Module: DBFCRAR0, DFSDBDR0, DFSICL20, DFSIC430, DFSIDPJ0, DFSIDP50

DFS133 BLDQ MUST NOT BE PRESENT

Explanation: The BLDQ keyword is not permitted with a cold start.

System action: The command is ignored.

Operator response: (master terminal) Reenter the command properly.

Module: DFSICL20

DFS134 SHUTDOWN CHECKPOINT NOT IN PROGRESS, CANNOT PROCESS COMMAND

Explanation: One of the following problems occurred:

- A /DISPLAY SHUTDOWN status command was entered before a checkpoint command was issued.
- An /IDLE command (without the NOSHUT keyword) was entered before a checkpoint command was issued.
- An /IDLE NODE command was entered before a /STOP DC or a /CHE command was issued.

System action: The command is ignored.

Operator response: (master terminal) For /IDLE NODE, reenter the command after you issue the /STOP

DC or /CHE command. For other commands, reenter the command after the checkpoint is in progress.

Module: DFSICLG0, DFSIDP90

DFS135 INVALID COMMAND ATTRIBUTE COMBINATION

Explanation: One or more command attributes specified were invalid when used with another specified.

System action: The command is ignored.

Operator response: Reenter the command with the proper attribute combination.

Module: DFSIDP50

**DFS136I COMMAND xxxxxxxxx INVALID FOR
 instype**

Explanation: The command xxxxxxxxx is not supported for this type of IMS, *instype*. Up to 10 characters of the command verb are included in the error message. The *instype* is one of the following:

- DBCTL - Commands that are not supported in DBCTL relate to DC
- DCCTL - Commands that are not supported in DCCTL relate to DB
- XRF ALTERNATE - Commands that are not supported on an XRF alternate system are those not required to operate the XRF alternate
- TRACKER - Commands that are not supported on an RSR tracker are those not required to operate the remote tracking subsystem.
- RLT TRACKER

System action: The command is rejected.

Operator response: Verify the commands that are valid for the flavor of IMS you are running and run the command again.

Module: DFSICL30

DFS137 CANNOT PROCESS UPDATE TRANSACTION FROM INQUIRY TERMINAL

Explanation: Switched terminals signed on for inquiry. Logical terminal names cannot enter a transaction code that was defined as updating a database.

System action: The message is ignored.

Operator response: (local/remote terminal) For this transaction, sign on for a subpool or subpool CNT again.

Module: DFSICIO0

DFS138 LINE NOT STARTED, CANNOT PROCESS COMMAND

Explanation: To assign the master terminal to a new line or node, that line must be in a started and operable state.

Operator response: Start the line, or node, and reenter the command.

Module: DFSICL70

DFS139 PTERM OR COMPONENT IS NOT OPERABLE

Explanation: In order to assign the Master Terminal to a physical terminal or node, the physical terminal must be started and operable, or the node must be in session.

Operator response: (master terminal) Ensure that the physical terminal and lines are started and operational. If not, issue a /RSTART LINE x or /RSTART LINE x or /RSTART LINE x PTERM y command. If the terminal or its components are inoperable, reenter the command when they become operable. If the line and terminal are operational, ensure that the logical terminal being reassigned is assigned to a component which is attached and operable. When reassigning from a terminal with components to a terminal without components, use either the ICOMPT or COMPT keyword with value=1.

VTAM: Ensure that the node referenced is in session. Then reenter the assign command.

Module: DFSICL70

DFS140I CHECKPOINT IN PROGRESS, CANNOT PROCESS COMMAND

Explanation: You entered a command. However, a checkpoint from a previously entered command or an automatic system checkpoint was in progress.

System action: The command is ignored.

Operator response: Wait for checkpoint ID to be displayed and reenter the command.

Module: DBFARDA0, DFSICL20, DFSICL40, DFSICLQ0

DFS141 ERESTART IN PROGRESS, CANNOT PROCESS COMMAND

Explanation: An /ERESTART command is currently being processed.

System action: The command is ignored.

Operator response: Wait for this command to run completely before attempting to run other commands.

Module: DFSICL20, DFSICL30

**DFS142 NRESTART IN PROGRESS, CANNOT
PROCESS COMMAND**

Explanation: You entered a command, but an /NRESTART command was being processed.

System action: The command is ignored.

Operator response: (local/remote terminal) Wait for this command to complete before attempting to enter anything into the system.

Module: DFSDNSC0, DFSICL20, DFSICL30

**DFS143 PTERM/LTERM IN USE, CANNOT
PROCESS COMMAND**

Explanation: The named terminal is being used by another terminal.

System action: The command is ignored.

Operator response: Sign on for another terminal, or try again later.

Module: DFSICA10, DFSICL50

**DFS145I DATABASE IS EMPTY AFTER
RELOAD COMPLETED**

Explanation: HD Reload utility encountered a logical end of file while reading the DFSUINPT data set. However, no records were found to insert into the database being reloaded.

System action: Processing terminates with a return code of 4.

Programmer response: Verify that the appropriate data set was supplied to the HD Reload utility. The data set was produced by a previous execution of the HD Unload utility for the specified database.

Problem determination: 2, 3, 8, 35

Module: DFSURGL0

Related information:

Chapter 2, "IMS problem determination," on page 13

**DFS146 TRAN KEYWORD PARAMETER NOT
PRESENT**

Explanation: The transaction keyword has no parameter specifying which transaction.

System action: The command is ignored.

Operator response: (local/remote terminal) Reenter the command properly.

Module: DFSICL80, DFSICL90, DFSIC430, DFSIDP40

**DFS147 REQUIRED KEYWORD PARAMETER
NOT PRESENT**

Explanation: One or more keywords specified in this command were without parameters.

System action: The command is ignored.

Operator response: (local/remote terminal) Reenter the command properly.

Module: DFSCML70, DFSICLG0, DFSICLN0, DFSICLQ0, DFSICL10, DFSICL70, DFSICM00, DFSICV10, DFSIC460, DFSIDPC0, DFSIDPD0, DFSIDP30, DFSIDP40

**DFS148 FORMAT KEYWORD PARAMETER
NOT PRESENT**

Explanation: The FORMAT keyword was entered, but the parameter specifying which data set to format was omitted.

System action: The command is ignored.

Operator response: (local/remote terminal) Reenter the command properly.

Module: DFSICL20

**DFS150 LINE KEYWORD PARAMETER IS
INVALID**

Explanation: The line number specified was found to be invalid. It was either non-numeric, less than 1, or greater than the maximum specified at system definition.

System action: The command is ignored.

Operator response: (local/remote terminal) Reenter the command properly.

Module: DFSICLJ0, DFSICLN0, DFSICL30, DFSICL50, DFSICL70, DFSICL80, DFSIC440, DFSIDP60, DFSIDP70, DFSIDP80

Chapter 7. DFS messages, DFS151-DFS200

This topic contains the following messages:

DFS151 LTERM KEYWORD PARAMETER IS INVALID

Explanation: The logical terminal name specified was not defined to the system.

If this IMS system is part of a sysplex using the IMS Resource Manager, the logical terminal (LTERM) name might be actively on or owned by another IMS system. As a result, the LTERM name would not be found on this IMS, even if it was statically defined to the system.

System action: The command is ignored.

Operator response: Correct the LTERM parameter and reenter the command.

Module: DFSICA10, DFSICLE0, DFSICLJ0, DFSICL70, DFSICV10

DFS152 PTERM KEYWORD PARAMETER IS INVALID

Explanation: The physical terminal specified is not numeric, or the line has no terminal specified by that relative number.

System action: The command is ignored.

Operator response: Check the system as defined and reenter the command properly.

Module: DFSICLJ0, DFSICL30, DFSICL50, DFSICL70, DFSIDP80

DFS153 DATABASE KEYWORD PARAMETER IS INVALID

Explanation: The database specified was not able to be found as a defined database for this system.

System action: The command is ignored.

Operator response: (local/remote terminal) Correct the parameter and reenter the command.

DFS154I COMMAND xxxxxxxxx INVALID; REQUIRES COMPONENT *component*

Explanation: The command xxxxxxxxx was invalid without the component *component*. Up to 10 characters of the command verb are included in the error message. *component* can be one of the following components:

CQS
FAST PATH
MSC

VTAM

System action: The command is ignored.

Operator response: Start IMS with the specified component and reenter the command.

Module: DFSICL30, DFSDGSA1, DFSDGSR0

DFS155 CHECKPOINT KEYWORD PARAMETER IS INVALID

Explanation: A nonzero checkpoint ID was specified for the CHECKPOINT parameter in the restart command. Since IMS determines the correct checkpoint to use for restart, the only CHECKPOINT parameter accepted as an override is zero.

System action: The command is ignored.

Operator response: If you are starting IMS for the first time (no previous shutdown), or if you want to restart using the checkpoint taken during IMS cold start, take one of the following actions:

- Reissue the restart command specifying CHECKPOINT 0.
- Omit the CHECKPOINT keyword and reissue the restart command.

Module: DFSICL20

DFS156 TRAN KEYWORD PARAMETER IS INVALID

Explanation: The TRAN keyword parameter was invalid for one of the following reasons:

- The name specified for the transaction keyword was not a valid transaction code.
- The command does not permit a parameter after the transaction keyword, but a parameter was entered.

System action: The command is ignored.

Operator response: Reenter the command properly.

Module: DFSICLE0, DFSIC430, DFSIDP30

DFS157 PRIORITY KEYWORD PARAMETER IS INVALID

Explanation: The priority of a transaction must be 0 through 14; all other parameters are invalid. For BMP transactions, the normal and limit priorities cannot be changed using the /ASSIGN command.

System action: The command is ignored.

DFS158 • DFS166I

Operator response: Correct the command and reenter it.

Module: DFSICL70

DFS158 PARAMETER ALL IS NOT SUPPORTED IN THIS COMMAND

Explanation: This message was generated for one of the following reasons:

- Line ALL cannot be specified if the PTERM parameter is specified.
- Parameter ALL is not supported in this form of the command.

System action: The command is ignored.

Operator response: (local/remote terminal) Enter the command again with a specific parameter. To broadcast to all lines with a specification of LINE ALL, enter the command without the PTERM keyword. Check for the other /LOCK and /UNLOCK command formats.

Module: DFSIDPD0, DFSIDP60, DFSICL10, DFSICL80, DFSICL90, DFSICLN2

DFS159 FORMAT KEYWORD PARAMETER IS INVALID

Explanation: The parameter specified for the FORMAT keyword was not recognizable by the system.

System action: The command is ignored.

Operator response: (local/remote terminal) Check the command syntax and reenter the command.

Module: DFSICL20

DFS160 MSDB PARAMETER INVALID WITH GLOBAL KEYWORD

Explanation: Reserved parameter MSDB is not supported with the GLOBAL keyword.

System action: The command is ignored.

Operator response: Reenter the command without keyword GLOBAL.

Module: DFSICM40

DFS161 LIMIT/PROCESS COUNT KEYWORD PARAMETER IS INVALID

Explanation: The limit or process count must be greater than zero and less than 65536.

System action: The command is ignored.

Operator response: Reenter the command properly.

Module: DFSICL70

DFS163 KEYWORD IS INVALID

Explanation: One or more keywords specified were invalid for the command being entered. Alternatively, a keyword used was for an optional feature (such as VTAM or FAST PATH) not in your system.

System action: The command is ignored.

Operator response: (local/remote terminal) Check the command format and reenter the command.

Module: DFSCML70, DFSICA10, DFSICLD0, DFSICLE0, DFSICLG0, DFSICLJ0, DFSICLN0, DFSICLQ0, DFSICLU0, DFSICL10, DFSICL20, DFSICL40, DFSICL60, DFSICL70, DFSICL90, DFSICM00, DFSICVA0, DFSIC460, DFSIDPK0, DFSIDP00, DFSIDP80, DFSICLN1

DFS164 FIRST KEYWORD IS INVALID

Explanation: The first keyword of the command is invalid for the /ASSIGN command.

System action: The command is ignored.

Operator response: (master terminal) Check the format, and reenter the command.

Module: DFSCML70, DFSICL70

DFS165 COMMAND VERB IS INVALID

Explanation: The command verb could not be recognized as valid.

System action: The command is ignored.

Operator response: Correct the command and run it again.

Module: DFSICIO0, DFSICLP0

DFS166I CHECKPOINT ID NOT ON LOG RE-ENTER RESTART COMMAND

Explanation: IMS issues this message for the following reasons:

- The OLDS/SLDS did not contain the specified checkpoint or the checkpoint was invalid.
- IMS is searching for the restart checkpoint. If the OLDS data sets are not being used, the PRIOLDS and SECOLDS records need to be removed from the RECON. Archive and error status flags do not exclude logs from restart processing.

System action: IMS waits for another restart command.

Operator response: Reissue the restart /NRE or /ERE command.

Module: DFSRBCP0

DFS167 INVALID RESTART FROM CHKPT SPECIFIED. RE-ENTER RESTART COMMAND

Explanation: This message is generated when the operator requests one of the following invalid combinations:

- Normal warm start from a simple checkpoint
- BLDQ type restart from a FREEZE or SIMPLE checkpoint
- Non-BLDQ type restart from a PURGE or DUMPQ checkpoint
- /ERE command specifying CHKPT 0, but the checkpoint returned by the logger is not a cold start checkpoint.

System action: IMS waits for another RESTART command to be entered.

Operator response: (master terminal) Enter the correct command or enter a cold start. If a cold start is to be done, IMS must be reloaded because the prior restart command might have modified the control blocks. A cold start assumes that the control blocks have not been previously used.

Problem determination: 4, 5

Module: DFSRBCP0

Related information:

Chapter 2, "IMS problem determination," on page 13

DFS168I CHECKPOINTED BLOCKS DO NOT MATCH LOADED BLOCKS. REASON CODE xxxx.

Explanation: See the description of message DFS0168I.

Related information:

"DFS0168I"

DFS0168I CHECKPOINTED BLOCKS DO NOT MATCH LOADED BLOCKS. REASON CODE xxxx.

Explanation: This message is generated if you changed either the IMS checkpoint or loaded blocks since the specified checkpoint was taken. For an explanation of the reason code, see abend 0168.

System action: IMS terminates abnormally with abend 0168.

Operator response: (master terminal) Either cold start the system, or re-IPL IMS with the nucleus that was used when the checkpoint was taken and attempt the warm start again.

Programmer response: See the description of abend 0168.

Problem determination: 4, 5

Module: DBFEROC0, DBFNRSSTO, DFSRLP00, DFSFDR10

Related information:

 0168 (Messages and Codes)

Chapter 2, "IMS problem determination," on page 13

DFS169I INITIALIZATION IN PROGRESS, CANNOT PROCESS COMMAND

Explanation:

The log routing function of the tracking subsystem is initializing and cannot respond to the command.

System action: The command is ignored.

Operator response: Reenter the command at a later time.

Module: DFSIDP00

DFS170 COMMAND KEYWORD COMBINATION INVALID ON TRACKER

Explanation: The command verb and individual keywords might be valid on the RSR, database level tracking (DLT) or recovery level tracking (RLT), tracker. However, the combination is not supported.

System action: The command is rejected.

Operator response: Verify that the commands are supported on an RSR tracker and rerun the command.

Module: DFSICM30, DFSIC4C0, DFSIDP30

DFS172 MULTIPLE PHYSICAL PAGE INPUT MUST BE FROM SAME PARTITION

Explanation: During multiple physical page input processing, input data was entered from a partition that was not the previously inputting partition. An input message was not created.

System action: If an output message was in progress, it is returned to the message queue. Input data is ignored.

Operator response: If an output message was in progress, request the next message to obtain it.

Problem determination: 16

Module: DFSCFEI0

Related information:

Chapter 2, "IMS problem determination," on page 13

DFS173I A NORMALLY COMPLETED JOB MAY NOT BE BACKED OUT IF THE IRLM WAS ACTIVE

Explanation: Database Backout is running. DBRC=C was specified for this execution, but IRLM was active in the previous execution.

DFS174 • DFS181

System action: The backout job terminates with a nonzero return code.

Module: DFSBCKI0

DFS174 AREA|DATABASE|DATAGROUP KEYWORD NOT PRESENT

Explanation: Keyword AREA, DATABASE, or DATAGROUP was not presented on a /DBDUMP or /DBRECOVERY command.

System action: The command is ignored.

Operator response: Correct the command and reenter it.

Module: DFSICM40

DFS175 DATABASE|DATAGROUP KEYWORD PARAMETER NOT PRESENT.

Explanation: The DATABASE or DATAGROUP keyword was not followed by a parameter.

System action: The command is ignored.

Operator response: Correct the command, and reenter it.

Module: DFSICM40, DFSIC4C0

DFS176 SYSTEM NOT RSR-CAPABLE, COMMAND REJECTED.

Explanation: The command was entered on a system that is not RSR-capable.

System action: The command is rejected.

Operator response: If RSR capability is wanted, define the IMS system as an RSR-capable system and reenter the command.

Module: DFSIC4B0, DFSICM30, DFSIDP00

DFS177 DATA FOLLOWED EOB OR EOM. REENTER MESSAGE

Explanation: No data is allowed to follow an end-of-block (EOB) or end-of-message (EOM) in an IBM 2740 Model 2 buffer. The operator must enter the entire message again correctly.

System action: The message is ignored.

Operator response: (local/remote terminal) Route the message back to the inputting terminal.

Module: DFSDN040

DFS178I INTERNAL ERROR, CANNOT PROCESS COMMAND

Explanation: DBRC detected an internal error when it was called to return a list of database or area names for one of the following commands:

- DBRECOVERY DATAGROUP
- START DATAGROUP
- STOP DATAGROUP

This message is also issued for internal errors that result from an online change command, such as:

- /MODIFY ABORT
- TERMINATE OLC
- /MODIFY COMMIT
- INITIATE OLC PHASE(COMMIT)
- /MODIFY PREPARE
- INITIATE OLC PHASE(PREPARE)

System action: The command is rejected.

Module: DFSIC4C0, DFSICM30, DFSICM40, DFSICV30, DFSICV80, DFSOLC10

DFS179 TERMINATION IN PROGRESS, CANNOT PROCESS COMMAND.

Explanation: IMS is terminating.

System action: The command is ignored.

Module: DFSIDP00, DFSIC4A0, DFSIC4B0

DFS180 NO ACTIVE CONVERSATION IN PROCESS, CANNOT PROCESS COMMAND

Explanation: A conversational command was entered for a terminal or user that had no active conversation.

System action: The command was ignored.

Operator response: (master terminal) If the user specified non-auto delete for paging and has not dequeued the conversational reply, this message can occur as a result of the /EXIT command being entered. If so, to allow the system to continue, enter a question mark character (?) to dequeue the last paged message.

Module: DFSICLH0

DFS181 INVALID OR MISSING KEYWORD

Explanation: One or more required keywords were not specified, or invalid keywords were specified for the command.

System action: The command is ignored.

Problem determination: Check the format, and reenter the command properly.

Module: DFSIC430, DFSIC460, DFSICLG0, DFSICLH0, DFSICLQ0, DFSICLW0, DFSICLY0, DFSICL40, DFSICL50, DFSICL60, DFSICM00, DFSICV10, DFSIDPB0

DFS182I INVALID OR MISSING PARAMETER

Explanation: Either a parameter was missing for one or more of the specified keywords or it was invalidly specified.

System action: The command is ignored.

If you received this message while running a command for a data group, or after entering a command for a data group, verify that you used the DBRC command INIT.DBDSGRP GRPNAME(name) DBGRP(dbname) to create the group.

Operator response: Reenter the correct format of the command.

Module: DFSCML70, DFSICLE0, DFSICLG0, DFSICLH0, DFSICLJ0, DFSICLK0, DFSICLM0, DFSICLN0, DFSICLQ0, DFSICLW0, DFSICLU0, DFSICLY0, DFSICL10, DFSICL20, DFSICL50, DFSICL60, DFSICL70, DFSICL90, DFSICM00, DFSICM40, DFSICVA0, DFSIC410, DFSIC420, DFSIC430, DFSIC450, DFSIC460, DFSIC470, DFSIC480, DFSIDPL0, DFSIDP00, DFSIDP60, DFSIDP70, DFSIDP80, DFSIDPB0, DFSIDPH0, DFSIDPI0, DFSICLN1, DFSICLN2, DFSICLN3, DFSICLN4

DFS183I CONVERSATION ID INACTIVE ON PTERM OR USER, COMMAND UNPROCESSED

Explanation: The conversation specified by the ID of this command was not assigned to the terminal or user specified. Therefore, no action was taken.

System action: The entered command is disregarded.

Operator response: (local/remote terminal) Correct the ID of the terminal or user specification and reenter the command.

Module: DFSICLH0

DFS184 CONVERSATION IN USE. CANNOT PROCESS COMMAND

Explanation: One of the following problems occurred:

- The conversation message is presently in the queue waiting to be processed by a message processing program.
- The last output message is temporarily unavailable because of incomplete restart resynchronization.
- The Use Manager LOCK request failed because the Conversation Control Block (CCB) is currently in use by some other process.

System action: The entered command is disregarded.

Operator response: Wait for the response from the program before reentering the /HOLD or /EXIT command. If the conversation is in use because of incomplete restart resynchronization or if the CCB is in use by some other process, this condition should exist for only a short amount of time.

Module: DFSICLH0

DFS185 CONVERSATION NOT SCHEDULED, CANNOT PROCESS COMMAND

Explanation: The conversation is still in the process of beginning.

System action: The entered command is disregarded.

Operator response: Wait for the first message to be completed before reentering the command.

Module: DFSICLH0

DFS186 CONVERSATION ID IS INVALID

Explanation: The parameter entered as an ID for the conversation was not four characters long, was an invalid conversation number for this system, or was for an inactive conversation.

System action: The entered command is disregarded.

Operator response: (local/remote terminal) Reenter the command properly.

Module: DFSICLH0

DFS187 NO HELD CONVERSATION ON THIS PTERM, CANNOT PROCESS COMMAND

Explanation: There are no conversations held for the current terminal. If any were held they have been terminated or released already through the /RELEASE or /EXIT command.

System action: The entered command is disregarded.

Module: DFSICLH0

DFS188 CONVERSATION IN PROCESS, CANNOT ACTIVATE ANOTHER

Explanation: Only one conversation can be active on a terminal at a time.

System action: The entered command is disregarded.

Operator response: If you want to activate a new conversation, either exit the current one or hold it before reentering the /RELEASE command.

Module: DFSICLH0

DFS189 TERMINAL OR USER NOT STOPPED AND IDLE, CANNOT PROCESS COMMAND

Explanation: The terminal or user must be stopped or idle, or both, before the command can be processed.

For /DEQUEUE LINE, LTERM, MSNAME, or NODE command, the line, MSC link, or node must be stopped and idle if the PURGE/PURGE1 keyword is specified.

| For /DEQUEUE LTERM with the PURGE/PURGE1
| keyword specified, if the command is issued for a
| dynamic LTERM in a shared-queue environment with
| the STM=YES option specified, the user must be
| stopped and idle.

For /DEQUEUE LUNAME, the LU 6.2 destination
must be stopped.

For /DEQUEUE USER, the user must be stopped if the
PURGE/PURGE1 keyword is specified.

For /EXIT command, the line or node must be stopped
and idle to protect the conversational user from having
the conversation terminated while entering a segment
for it.

System action: The entered command is disregarded.

Operator response: (local/remote terminal) For
/DEQUEUE LINE, /DEQUEUE LTERM, /DEQUEUE
MSNAME, and /DEQUEUE NODE, stop and idle the
line/node/link. For /DEQUEUE LUNAME, stop the
LU 6.2 destination. For /DEQUEUE USER, stop the
user.

| For /DEQUEUE LTERM with the PURGE/PURGE1
| keyword specified, complete the following steps:

- | 1. Issue a /STOP USER command to set the user in
| the stopped status.
- | 2. Issue the /DEQUEUE LTERM command with the
| PURGE/PURGE1 keyword again.
- | 3. If the command fails again with a DFS189 message
| because an IMS checkpoint is triggered after the
| /STOP USER command but before the /DEQUEUE
| LTERM (PURGE/PURGE1) command is issued
| again, restart the user, and repeat Steps 1-2.

Module: DFSICLH0, DFSICLJ0, DFSICL50

DFS190 CANNOT OUTPUT PRINTER 1

Explanation: The specified terminal component caused
an I/O error.

System action: The terminal component is shut down.

Operator response: Correct the problem, and enter the
proper component restart command to continue output.

Module: DFSDN020, DFSDS020

DFS191 CANNOT OUTPUT PRINTER 2

Explanation: The specified terminal component caused
an I/O error.

System action: The terminal component is shut down.

Operator response: Correct the problem, and enter the
proper component restart command to continue output.

Module: DFSDN020, DFSDS020

DFS192 CANNOT OUTPUT PUNCH 1

Explanation: The specified terminal component caused
an I/O error.

System action: The terminal component is shut down.

Operator response: Correct the problem, and enter the
correct component restart command to continue the
output.

Module: DFSDN020, DFSDS020

DFS193 CANNOT OUTPUT PUNCH 2

Explanation: The specified terminal component caused
an I/O error.

System action: The terminal component is shut down.

Operator response: Correct the problem, and enter the
correct component restart command to continue output.

Module: DFSDN020, DFSDS020

**DFS194W DATA BASE xxxxxxxx REFERENCED
BY PSB yyyy/yyyy IS NOT REGISTERED
WITH DBRC.**

Explanation: The named database referenced by the
named PSB was not registered with DBRC. IMS treats
the database as though exclusive use was specified for
the subsystem by the user.

System action: The PSB scheduling continues.

Operator response: (master terminal) Notify your IMS
system programmer of the message.

Programmer response: Take one of the following
actions:

- If data base integrity protection is wanted in the data
sharing environment, register the database to DBRC.
- If the registration is not desirable, make sure that no
application program currently updates the database
across subsystems.

Module: DFSDBAU0

**DFS195 UNABLE TO ACQUIRE BUFFER FOR
LOOP TEST**

Explanation: No buffer was available to start a loop
test operation.

System action: The command is not processed.

Operator response: If this situation persists, contact
systems operation personnel.

Module: DFSICL50

**DFS196 INPUT ONLY DEVICE,
TEST/LOOPTEST INVALID**

Explanation: /TEST and /LOOPTEST commands cannot be entered from an input-only terminal.

System action: The command is ignored.

Programmer response: Contact your IMS system programmer for assistance.

Module: DFSICL50

**DFS197 CONVERSATION NOT ALLOWED ON
SHARED LOGICAL TERMINAL**

Explanation: More than one physical terminal was using the logical terminal assigned to your terminal, or it was assigned to another terminal for output. Conversational transactions cannot be entered from this type of communication network.

System action: The requested conversation is not started.

Operator response: If the transaction is required, request the master terminal operator to assign an unshared logical terminal to this PTERM.

Module: DFSCON00

DFS198 SHUTDOWN IN PROCESS

Explanation: Shutdown was already in progress when the /DISPLAY SHUTDOWN STATUS command was entered. Status request is ignored when shut down is at a point where no messages are in progress, and no communication lines or physical terminals are active.

System action: Shutdown continues.

Module: DFSIDP90

DFS200 IMS DISCONNECTED LINE XXX

Explanation: On a 1050 switched communication line, an error occurred while attempting to send to PRINTER 1 or read from the keyboard. On a 3275 switched line, an uncorrectable I/O error occurred.

System action: IMS disconnected the terminal. The line was restarted. You can attempt to reconnect if you want.

Operator response: (Local/remote terminal) On a 1050, check the switch setting at the remote terminal. On a 3275, no action is required.

Module: DFSDS020, DFSDS040, DFSDS050, DFSDS060

Chapter 8. DFS messages, DFS201 - DFS250

This topic contains the following messages:

**DFS201 INVALID LTERM CHAIN FOR
 FORMAT SPECIFIED**

Explanation: The LTERM specified in a /ASSIGN command is the input LTERM for multiple physical terminals (LTERMs).

System action: The command is ignored.

Operator response: (master terminal) Reenter the command, using proper format to cause the desired results.

Module: DFSICL70

DFS202 2770/2265 PROCEDURAL ERROR.

Explanation: The /TRACE SET ON or /TRACE SET OFF command was entered with no monitor parameters specified.

System action: Processing continues.

Operator response: (entering terminal) Reset the terminal, and try the operation again.

Module: DFSDN070

**DFS203 LOOPTEST NOT VALID FOR THIS
 LINE**

Explanation: A /LOOPTEST command has been entered for a switched line, or a remote processor line, that is, a System/3 or System/7. A /LOOPTEST command is not valid for these types of lines.

System action: The command is ignored.

Module: DFSICL50

**DFS204 INVALID LTERM ASSIGNMENT FOR
 2770.**

Explanation: An invalid LTERM assignment has been made for a 2770 terminal. The terminal has a component LTERM assigned to an input-only component slot. The terminal was stopped.

System action: Processing continues.

Operator response: (master terminal) As a temporary circumvention, reassign the LTERM in error.

Programmer response: Ensure that system definition for the terminal was correctly specified.

Module: DFSDN090

**DFS205 STORAGE NOT AVAILABLE FOR
 BUILDING PARTITION CIBS**

Explanation: MFS received a message to build partition CIBS (communication interface block storage), but was unable to acquire storage to build partition CIBS.

System action: The LTERM was marked inoperable, and the message causing the problem was returned to the message queue.

Operator response: (master terminal) Contact your IMS system programmer for assistance. If use of the LTERM is to continue, a /START LTERM xxx command must be issued. The message can be removed from the message queue with the /DEQUEUE LTERM P1 PURGE1 command.

Programmer response: Send the output message when system activity has decreased and more storage is available, or increase the main storage available to IMS.

Module: DFSCFEO0

**DFS206 QBLK D/S LIMIT REACHED. MUST
 REBUILD.**

Explanation: A record was allocated within the shutdown area on the IMS.QBLKS system data set.

System action: An internal /CHE DUMPQ command was initiated and in most cases, the system shuts down. In an XRF environment, a /CHE SNAPQ will be initiated if there are VSO areas that have I/O tolerated data, and the system will not shut down.

Operator response: If the system shuts down, increase the space allocation for the IMS.QBLKS system data set and restart from the DUMPQ checkpoint which follows the message. The secondary allocation is not normally applicable to IMS queue data sets. Note also that the FORMAT parameter must be used to format this data set during restart.

If a SNAPQ has been issued, the system continues to run, but it approaches the threshold value on the queue data set. If the system abends, increase the queue data set allocation and restart the system from the SNAPQ checkpoint using the /ERE BUILDQ command.

Module: DFSQMGR0

**DFS207I SMSG D/S LIMIT REACHED. MUST
 REBUILD.**

Explanation: A record has been allocated within the

shutdown area on the IMS.SHMSG system data set.

System action: An internal /CHE DUMPQ command has been initiated and in most cases, the system shuts down. In an XRF environment a /CHE SNAPQ is initiated if there are VSO areas that have I/O tolerated data, and the system does not shut down.

Operator response: (z/OS system) If the system shuts down, increase the space allocation for the IMS.SHMSG system data set and restart from the DUMPQ checkpoint which follows the message. The secondary allocation is not normally applicable to IMS queue data sets. The FORMAT parameter must be used to reformat this data set during restart.

If a SNAPQ has been issued, the system continues to run, but it approaches the threshold value on the queue data set. If the system abends, increase the queue data set allocation and restart the system from the SNAPQ checkpoint using the /ERE BUILDQ command.

Module: DFSQMGR0

Related concepts:

➡ Message queue data set failures (Operations and Automation)

Related reference:

➡ /NRESTART command (Commands)

DFS208I LMSG D/S LIMIT REACHED. MUST REBUILD.

Explanation: A record has been allocated within the shutdown area on the IMS.LGMSG system data set.

System action: An internal /CHE DUMPQ command has been initiated and in most cases, the system shuts down. In an XRF environment, a /CHE SNAPQ is initiated if there are VSO areas that have I/O tolerated data, and the system does not shut down.

Operator response: (z/OS system operator) If the system shuts down, increase the space allocation for the IMS.LGMSG system data set and restart from the DUMPQ checkpoint which follows the message. The secondary allocation is not normally applicable to IMS queue data sets. The FORMAT parameter must be used to reformat this data set during restart.

If a SNAPQ has been issued, the system continues to run, but it approaches the threshold value on the queue data set. If the system abends, increase the queue data set allocation and restart the system from the SNAPQ checkpoint using the /ERE BUILDQ command.

Module: DFSQC010

Related concepts:

➡ Message queue data set failures (Operations and Automation)

DFS209 STOP FOR DEPENDENT REGION IN PROGRESS, CANNOT PROCESS COMMAND.

Explanation: A /STOP or /PSTOP command is currently in process.

System action: The command is ignored.

Operator response: Reenter the command. If the message is received after several attempts, terminate the IMS system by using an MVS modify F command, and contact your IMS system programmer.

Problem determination: 1, 4, 6, 7, 25

Module: DFSIC470

Related information:

Chapter 2, "IMS problem determination," on page 13

DFS210 LTERM MAY NOT BE REASSIGNED

Explanation: The system console LTERM and inquiry LTERM cannot be reassigned. If a given physical terminal has only one LTERM assigned to it, that LTERM cannot be reassigned unless the physical terminal is inoperable. An LTERM cannot be reassigned to its own position.

System action: The command is ignored.

Operator response: (master terminal) Reenter the command with a different LTERM name.

Module: DFSICL70

DFS211 INVALID REASSIGNMENT FOR NAMED LTERM

Explanation: An attempt was made to:

- Assign the master terminal to an ineligible device
- Make an improper assignment for VTAM nodes that would split the logical terminal
- Make an improper assignment for a node or user that was created to retain status data.
- Assign the output to an input only device.

The master terminal cannot be assigned to any of the following:

- A user
- A switched line
- An input-only terminal
- An output-only terminal
- An NTO terminal
- An unattended SLUTYPE1 terminal
- An LUTYPE6 node.

An assignment that splits the logical terminal for VTAM nodes is not allowed. The format of the command is:

```
/ASSIGN INPUT LTERM lterm1 TO NODE node1
/ASSIGN OUTPUT LTERM lterm1 TO NODE node1
```

/ASSIGN LTERM *lterm1* TO LTERM *lterm2* (where *lterm1* or *lterm2* is associated with a VTAM node).

Nodes or users that were only created to retain status data and have not been logged on or signed on are not allowed in an /ASSIGN command. For example, a /TRACE SET ON NODE command that creates a node with a status of trace, in anticipation of the terminal logging on, is not allowed as a node parameter in the /ASSIGN command.

System action: The command is ignored.

Operator response: (master terminal) Enter a valid form of the /ASSIGN command.

Module: DFSICL70

DFS211I INVALID REASSIGNMENT FOR NAMED LTERM

Explanation: See message DFS211

Related information:

“DFS211” on page 66

DFS212 PTERM IN USE, CANNOT PROCESS

Explanation: The physical terminal is in conversational mode, in preset mode, in response mode, or is a signed-on subpool.

System action: The command is ignored.

Operator response: (master terminal) Wait for the terminal to be free or use another terminal.

Module: DFSICLE0, DFSICL70

DFS213 COMMAND FORMAT IS INVALID FOR LTERM

Explanation: The /ASSIGN command format is invalid or the LTERM structure is invalid for the particular command operands.

System action: The command is ignored.

Operator response: (master terminal) Verify the command syntax and reenter the command.

Module: DFSICL70

DFS214 ASSIGNMENT TO SWITCHED LINES NOT ALLOWED

Explanation: LTERMs cannot be assigned to switched lines.

System action: The command is ignored.

Operator response: (master terminal) Assign the LTERM to a valid line.

Module: DFSICL70

DFS215I COMMAND INVALID ON THIS IMS SYSTEM

Explanation: This command can be issued only on the IMS system designated as the command master. All commands entered from a local IMS (the MTO, a local user terminal, or AOI) are treated as the command master. For a command entered from the Operations Manager (OM) TSO Single Point of Control (SPOC), only one IMS among those chosen by OM to process the command is treated as the command master.

System action: The command is rejected.

Operator response: If you enter the /OPNDST command from OM TSO SPOC and you want to log the node onto a particular IMS, specify ROUTE(*imsid*). If your command doesn't specify ROUTE(*imsid*), the /OPNDST command is routed to all the IMS systems and IMS will only process the command on the IMS that is designated as the command master. The other IMS systems will issue this message.

Module: DFSICLQ0

DFS216 SYSTEM COMMAND FAILURE, NOTIFY SYSTEM PROGRAMMER

Explanation: The command processor detected either an error that was unrecoverable or an invalid interface with a command action module.

System action: The entered command is ignored.

Operator response: (local/remote terminal) Determine which command caused the message, and notify the system programmer.

Problem determination: 6, 36

Module: DFSDBDR0, DFSDGS98, DFSICLC0, DFSICLG0, DFSICLH0, DFSICLJ0, DFSICLN0, DFSICLP0, DFSICLZ0, DFSICL40, DFSICL60, DFSIC410, DFSIC420, DFSIC430, DFSIC440, DFSIC450, DFSIC460, DFSIC470, DFSIDP60, DFSIDPB0, DFSIDPH0, DFSIDPK0, DFSICLN1, DFSICLN2

Related information:

Chapter 2, “IMS problem determination,” on page 13

DFS217 7770-3 USER INPUT EDIT ERROR, LINE STOPPED. LINE *xxx* PTERM *nnn*

Explanation: User module DFSI7770 has passed incorrect information to the 7770 device module.

System action: The line stops and processing continues.

Operator response: (master terminal) Notify the system programmer. Do not restart the line.

Module: DFSDS030

DFS218 **7770-3 USER OUTPUT EDIT ERROR,
LINE STOPPED. LINE xxx PTERM yyy**

Explanation: User module DFS07770 has passed incorrect information to the 7770 device module.

System action: The line is stopped, and IMS continues processing.

Operator response: Notify the system programmer. Do not restart the line.

Module: DFSDS030

DFS219 **7770-3 USER SIGN ON EDIT ERROR,
LINE STOPPED. LINE xxx PTERM mmm**

Explanation: User module DFSS7770 passed incorrect information to the 7770 device module.

System action: The line is stopped and IMS continues processing.

Operator response: (master terminal) Notify the system programmer. Do not restart the line.

Module: DFSDS030

DFS220 **NO MESSAGE IS AVAILABLE FOR
REPEAT.**

Explanation: A 7770 terminal requested that a message be repeated. Either no message has been sent previously to the caller, or a READ/WRITE queue error occurred while retrieving the last output message.

System action: IMS continues processing.

Operator response: (master terminal) Continue normal processing, and do not use repeat until you have received an output message.

Module: DFSDS030, DFSICIO0

DFS221 **7770-3 CONTROL UNIT HAS MAKE
BUSY SWITCH SET FOR LINE xxx
PTERM mmm**

Explanation: The 7770 control unit for LINE xxx has the make-busy switch on.

System action: IMS continues processing.

Operator response: If the switch action is intentional, continue normal processing. If it is not intentional, make sure that the switch is turned off and then START the LINE and PTERM to continue.

Module: DFSDS030

DFS222 **INVALID PAGE REQUEST**

Explanation: The format of the request-for-new-page entry is improper or incorrect.

System action: The request is ignored.

Local/remote terminal operator response: See message DFS223.

Module: DFSCFEP0, DFSPAGE0

Related information:

“DFS223”

DFS223 **PAGE REQUESTED NOT CONTAINED
IN CURRENT MESSAGE**

Explanation: You requested a page before the first page or after the last page of this message.

System action: The request is ignored.

Operator response: (local/remote terminal)

- If the device is a 2260 or a 2265,
 - Reenter the request for a page within this message, or
 - Enter a question mark (?).
- If the device is a 3270 display, a 3600 display, or a remote program using the MFS DPM formatting function,
 - The original message is still on the queue for this LTERM.
 - If only one LTERM is assigned to this physical terminal, a NEXTMSG request (or pressing the PA2 key on a 3270 or SLU2 device) will get the first physical page of the original message.
 - If multiple LTERMS are assigned to this physical terminal, a NEXTMSG request (or pressing the PA2 key on a 3270 or SLU2 device) will get the first physical page of a message destined to the next LTERM assigned to this physical terminal.
 - Pressing any key other than the PA2 key (on a 3270 or SLU2 device) will cause a new message to be displayed while the original is still on the queue.
- If the terminal is programmable,
 - Notify the system programmer.

Programmer response: If the terminal is programmable, check the logic to determine how paging requests are sent to IMS.

Module: DFSCFEO0, DFSCFEP0, DFSPAGE0

DFS224 **MULTI-PAGE MESSAGE NOT IN
PROCESS, REQUEST IGNORED**

Explanation: A paging request was made while a message was being viewed which was not formatted as a multiple-page message. Therefore, the request cannot be honored.

System action: The request is ignored.

Operator response: Resubmit the request.

Module: DFSCFEP0, DFSPAGE0

DFS225A CTL REGION WAITING FOR DBRC REGION (*name*) INIT
Explanation:

Before issuing the IMS ready message, the control region waits, if necessary, for the DBRC region to initialize.

In the message text:

name The name of the member in SYS1.PROCLIB which contains the DBRC region JCL

System action: The control region waits for the DBRC region to initialize.

Operator response: Use the z/OS command D A,L to determine if the DBRC job exists. If so, no action is required. DBRC eventually finishes its initialization and the IMS Ready message is issued. If the DBRC JCL had an error, it is not necessary to cancel the control region if the corrected procedure is manually started from the z/OS console.

Programmer response: In the case of a JCL error, correct the DBRC region JCL.

Module: DFSXCIC0

DFS0226A CTL REGION WAITING FOR CQS (*name*) RESPONSE TO CONNECT REQUEST - *imsid*

Explanation: This message indicates that the IMS control region has issued the CQS CONNECT request and is waiting for a response from CQS.

The message is issued before message DFS810 for systems:

- That are not XRF capable
- During IMS restart for XRF active systems
- During XRF takeover for XRF alternate systems.

If the CQS region is stopped after IMS connects to CQS, IMS must reconnect to CQS after the CQS region becomes available again. This message is also issued during reconnect processing.

In the message text:

name The name specified by the CQS= parameter. This can be either the name of the SYS1.PROCLIB member containing the CQS region JCL, or the name of the member containing the z/OS START command used to start the CQS procedure.

imsid The IMS identifier.

System action: The control region waits for the CQS region to respond to the CONNECT request. The CQS region cannot complete the CONNECT request until CQS completes initialization and issues the CQS READY message, CQS0020.

Operator response: If CQS is initializing, no action is required. CQS will complete CONNECT processing. If CQS issued a WTOR as part of CQS initialization, respond to the WTOR to allow CQS initialization to complete. If the CQS address space fails before it responds to the CONNECT request, the IMS control region is notified and no action is necessary.

Module: DFSSQ020

DFS227A CTL REGION WAITING FOR DLS REGION (*name*) INIT
Explanation:

Before issuing the IMS Ready message, the control region waits, if necessary, for the DL/I subordinate address space to initialize. *name* is the name of the member in SYS1.PROCLIB which contains the DL/I subordinate address space JCL.

System action: The control region waits for the DL/I subordinate address space to initialize.

Operator response: Use the z/OS command D A,L to determine if the DL/I subordinate address space job exists. If so, no action is required. DL/I subordinate address space eventually finishes its initialization, and the IMS Ready message is issued. If the DL/I subordinate address space JCL had an error, it is not necessary to cancel the control region if the corrected DL/I subordinate address space procedure is manually started from the z/OS console.

If the DLISAS region appears to be started, it is possible that DLISAS is actually waiting for the DBRC region to initialize. Also check the DBRC region JCL for errors.

Programmer response: In the case of a JCL error, correct the DL/I subordinate address space region JCL.

Module: DFSXCIC0

DFS228I DLS RECALL TCB INITIALIZATION COMPLETE

or

DLS REGION DYNAMIC ALLOCATION INITIALIZED

or

DLS REGION STORAGE COMPRESSION INITIALIZED

or

DLS REGION INITIALIZATION COMPLETE

Explanation: Initialization for the indicated function in the DL/I subordinate address space has successfully completed.

Module: DFSXBC60, DFSXDL10, DFSXDYA0

**DFS0229W CSA PSB POOL SIZE GT OR EQ TO
DLS PSB POOL SIZE**

Explanation: The DL/I subordinate address space option was selected. IMS initialization determined that the size of the CSA PSB pool was equal to or larger than the size of the PSB pool in DL/I subordinate address space local storage.

System action: IMS initialization continues.

Operator response: Notify the system programmer of the receipt of this message.

Programmer response: The sizes of the two PSB pools are specified with the SASPSB parameter on the BUFPOOLS system definition macro and with the CSAPSB= and DLIPSB= parameters on the control region JCL. Normally, the DL/I subordinate address space PSB pool should be much larger than the CSA PSB pool.

Module: DFSIINS0

**DFS230 TRAN SPECIFIED WITH ABDUMP OR
TRAN KEYWORD IS NOT VALID**

Explanation: The transaction name specified with the ABDUMP or TRAN keyword was not a valid transaction name or was missing.

System action: The command is ignored.

Operator response: Reenter the command with a valid transaction name.

Module: DFSIC470

**DFS231 ONLY ONE REGION MAY BE
SPECIFIED WITH ABDUMP, TRAN,
CANCEL, AOITOKEN, OR SYNC**

Explanation: You have specified more than one region ID in a /STOP REGION or /PSTOP REGION command that has the ABDUMP, TRAN, CANCEL, AOITOKEN, or SYNC keyword specified.

System action: The command is ignored.

Operator response: Reenter the command with only one region ID specified.

Module: DFSIC470

**DFS232 CLASS PARAMETER IS MISSING OR
INVALID**

Explanation: A command was issued with the CLASS keyword. The parameter following the class keyword is either:

- An invalid class number
- Not specified

System action: The command is ignored.

Operator response: (local/remote terminal) Reenter the command with the correct CLASS parameter.

Module: DFSICL70, DFSIC430

**DFS233 UNABLE TO PERFORM TEST, NO
LOGICAL TERMINAL ASSIGNED.**

Explanation: Text was entered from a terminal in TEST mode. No LTERM is assigned to the terminal, so the test cannot be performed.

System action: The data entered is ignored.

Local/remote terminal operator response: /ASSIGN an LTERM to the terminal or enter /END, removing the terminal from test mode.

Module: DFSICIO0, DFSCFEO0, DFSCFEP0, DFSPAGE0

DFS234 INVALID RETURN FROM PAGING

Explanation: While processing an input message, the Paging Processor returned to an invalid location in the calling module.

System action: The input is ignored.

Programmer response: This problem is an IMS logic error. Call IBM Software Support for assistance.

Module: DFSCFEI0

DFS235 SYSIN DATA STREAM CLOSED

Explanation: A SYSIN data stream was read.

Module: DFSDN150

**DFS236 TERMINAL IS NOT RECEIVING A
MESSAGE.**

Explanation: A /DEQUEUE command was received for a terminal that was not receiving a message. If LTERM was specified, the PTERM might be receiving, but the LTERM was not.

System action: The command is ignored.

Operator response: (local/remote terminal) Verify that the appropriate PTERM or LTERM, or both parameters were specified and that the terminal was receiving a message. The PURGE keyword can be used to dequeue all messages if the LINE is stopped and idle.

Module: DFSICLJ0

**DFS237 DUPLICATE KEYWORDS ARE
INVALID.**

Explanation: You can use only one of each keyword in the command.

System action: The command is ignored.

Operator response: Reenter the correct command.

Module: DFSICLJ0, DFSICLN0, DFSICVA

**DFS238 LTERM NOT ASSIGNED TO
LINE/PTERM**

Explanation: The LTERM specified in the command was not assigned to the LINE and PTERM specified.

System action: The command is ignored.

Operator response: Identify the appropriate LINE/PTERM/LTERM combination, and reenter the command.

Module: DFSICLJ0

**DFS239 NO PARAMETER ALLOWED WITH
PURGE OR PURGE1.**

Explanation: PURGE requests that all messages for the specified terminal be dequeued and PURGE1 requests that the top message for the specified logical terminal be dequeued. No parameter is allowed.

System action: The command is ignored.

Operator response: (local/remote terminal) Reenter the command in the proper format.

Module: DFSICLJ0

**DFS240 UNABLE TO COMPLETE DEQUEUE
PURGE/PURGE1**

Explanation: The command was rejected because of one of the following reasons:

- OTMA has sent the output message to the client. OTMA cannot perform dequeue processing until it receives an acknowledgment, ACK or NAK, from the client.
- An IMS conversation exists between the specified terminal and an application program.
- An error was detected in the process of dequeuing messages. DFSQMGR0 has returned a code other than 0 or 8.
- For the LU 6.2 device, an LU 6.2 conversation is in progress.

System action: The command is ignored.

Operator response: If an IMS conversation exists, use the /EXIT command to terminate the IMS conversation and dequeue the messages. For the LU 6.2 device, stop the device and end the LU 6.2 conversation using the VTAM V NET,INACT command.

If an IMS conversation does not exist, or if LU 6.2 support or OTMA support is not used, notify the IMS system programmer.

Ensure that the OTMA client sends an ACK or NAK message to IMS before the TPIPE is stopped for dequeue processing. If the ACK or NACK cannot be sent by the OTMA client, issue a /STOP OTMA command and dequeue the message.

Problem determination: 5, 6, 7, 36

Module: DFSICLJ0

Related information:

Chapter 2, "IMS problem determination," on page 13

**DFS241 EXCLUSIVE CMD INVALID FOR
INPUT TERMINAL**

Explanation: The /EXCLUSIVE command with the LINE/PTERM parameter is only applicable when the PTERM describes a terminal which has no input capability.

System action: The command is ignored.

Operator response: Ensure that appropriate terminal type and parameters are used, and reissue the command.

Module: DFSICL50

DFS242 AUDITOR'S KEY REQUIRED

Explanation: An output message exists for a 2980 Model 4 terminal, requiring the auditor key to be inserted in order to receive the message.

Operator response: (master terminal) Insert the auditor key and enter a question mark (?). IMS then attempts transmission of the message.

Module: DFSDN110

**DFS243 TRANSACTION BUSY-REENTER
COMMAND**

Explanation: An /ASSIGN command was issued with operands specifying a transaction currently being scheduled.

System action: The command is ignored.

Operator response: Reenter the command after a short time has elapsed.

Module: DFSICL70

**DFS244 COMMAND INVALID FROM
INPUTTING TERMINAL**

Explanation: A /FORMAT command has been entered from a terminal which is not supported by the MFS.

System action: The command is ignored.

Operator response: (master terminal) No action is required.

The /FORMAT command should not be entered from a terminal which is not supported by the MFS.

Module: DFSICLK0

DFS245 UNABLE TO FETCH ERROR DEFAULT BLOCK-TEST MODE RESET

Explanation: While in MFS TEST mode, an error occurred attempting to fetch MFS blocks for an output message. An error also occurred attempting to fetch the IMS error default blocks, DFSM03 and DFSDF2.

System action: MFS TEST mode has been reset for this terminal.

Operator response: (local/remote terminal) A request for the next message results in an IMS attempt to fetch MFS blocks from the production library.

Programmer response: For an explanation of the failure, see message DFS271. If format blocks are currently being added to the test library, I/O errors might result; try again when additions are complete.

Problem determination: Log record type X'67', subrecord X'01', ID'FERR', which contains diagnostic information, is produced if /TRACE is set on for PTERM at the time of failure.

Module: DFSCFEO0

Related information:
"DFS271" on page 79

DFS246 SPACE EXCEEDED-TEST MODE RESET

Explanation: While in MFS TEST mode, the space required for test format blocks was exceeded. MFS TEST format blocks are loaded in the CIOP pool below the 16M line. This message is issued if the CIOP pool does not have sufficient storage below the line.

System action: MFS TEST mode has been reset for this terminal.

Operator response: (local/remote terminal) If a terminal on another line is also in MFS TEST mode, a retry might be successful when that terminal is not active or is out of MFS TEST mode. If no other terminals are in MFS TEST mode, the blocks exceed the maximum space defined and are not available in MFS TEST mode. In addition, you can reduce the use of storage below the 16M in the CIOP pool.

Problem determination: Log record type X'67', subrecord X'01', ID'FERR', which contains diagnostic information, is produced if /TRACE is set on for PTERM at the time of failure.

Module: DFSCFEO0, DFSCFE10

DFS247 FIELD LENGTH ERROR-INPUT IGNORED

Explanation: More data was received for a field than is valid for the format displayed. Probable cause is that the terminal operator depressed the CLEAR key when the terminal was not protected from receiving output.

System action: The input data was ignored.

Operator response: (local/remote terminal) If the last operator action before receiving the previous output was not a clear or power-off power on sequence, notify your system programmer of a possible hardware or software problem.

Module: DFSCFE00

DFS248 MID AND DIF ARE INCOMPATIBLE-INPUT IGNORED

Explanation: The MID and DIF in the active format data set were not processed by the MFS Language utility at the same time. They are not usable for online editing.

System action: The input is ignored.

Operator response: (master terminal) Recompile the input MSG and FMT. Ensure that the FMT includes a DEV statement for the appropriate device type and features. Ensure also that the phase 4 output is inserted into the online format data set.

Module: DFSCFEI0

DFS249 NO INPUT MESSAGE CREATED

Explanation: This message is issued when:

- Editing of input data resulted in a message with no data, which is ignored by the system, or
- A single segment message from a non-3270 device is canceled with '*' at the end of a message segment.
- A send error occurs on an APPC (LU 6.2 conversation) for one of the following reasons:
 - The IMS partner sent a data segment without any data (a null segment).
 - User edit exit issued a return code of 8 (delete all) while processing incoming message segments.
 - User edit exit issued a return code of 4 (delete current) for all segments while processing incoming message segments.
 - The IMS partner issued receive without sending any data on an iteration of an IMS conversational transaction.

System action: The input data was ignored and the system continues processing.

Operator response: Enter all required input data for this format. If all required input data was entered, contact your IMS system programmer.

Programmer response: If the message was issued when a send error occurred for an APPC, determine the type of error. If it was an unacceptable response, correct the error.

Module: DFSCFEI0, DFSICIO0

DFS250 INTERVENTION REQUIRED, LINE *x*
 PTERM *y*

Explanation: An intervention-required situation was detected on a device attached to a remote teleprocessing control unit.

System action: The system waits for a READY indication.

Operator response: (master terminal) Making the device ready will cause operation to resume. Any output messages in progress will be restarted. Any input in progress must be reentered.

Module: DFSDN130

Chapter 9. DFS messages, DFS251 - DFS0300I

This topic contains the following messages:

DFS251 **REMOTE CONTROL UNIT
INOPERABLE [LINE *x* PTERM *y*]**

Explanation: For information and responses, see DFS251I.

Related information:
DFS251I

DFS251I *hh.mm.ss* **CONTROL UNIT
INOPERABLE LINE *x* PTERM *y-z*
*aa,bbbb,cc,dd,ee,ff,gg,hh, iii,jjj***

Explanation: A remote control unit for one or more devices has become inoperable. All terminals associated with the failing control unit have been stopped. See information about the z/OS system error message IEA000I for line and TCU errors or IMS error message DFS973I for 3270 device errors.

Attention: IMS no longer supports BTAM terminals.

The following description applies to remote 3270 devices:

Code	Meaning
<i>y-z</i>	This field gives the range of PTERMs that are connected to the control unit.
<i>aa</i>	This field contains the ECB completion code.
<i>bbbb</i>	The DECTYPE field indicates the type of failing operation.
<i>cc</i>	The DECTPCOD field indicates the data communication operation code from the last CCW run in the channel program.
<i>dd</i>	The DECFLAGS field contains the flag byte passed to IMS from BTAM. The field might contain information as to the cause of the failure.
<i>ee</i>	The DECSENS0 field contains the sense information from the DECB if the status in the CSW indicates a unit check.
<i>ff</i>	The DECERRST is the error status field from the DECB.
<i>gg</i>	The DECCSWST is the CSW status field from the DECB.
<i>hh</i>	This field contains the device-dependent module code. When the 3270 device-dependent modules shut down a component of the data communication network, a device-dependent module reason code indicates why the device-dependent module shut down the component. The device-dependent module codes are described below.

iiii This field contains the BSCK return code. The code is passed from the BSC check routine (DFSBCK0) to the device-dependent module. The BSC check routine analyzes the I/O completion and passes a unique return code to the device-dependent module, depending on the contents of the DECB fields.

Note: A BSCK return code of X'0108' is set for a selection timeout from the remote control unit. If a port does not exist, a /START command must be issued which does not include the unavailable PTERMS.

jjj This field contains the SENSE/STATUS information from the 3270 device (if applicable). See *IBM 3270 Information Display System* for an explanation of the SENSE/STATUS codes.

The device-dependent module codes (field *hh*) have the following meanings:

Code (Dec)	Meaning
01	Data received did not start with start-of-text/start-of-header (STX/SOH) or did not end with end-of-transmission block (ETB) or end-of text (ETX).
02	An invalid attention-identification (AID) character was received from the 3270.
03	One of the following occurred: <ul style="list-style-type: none"> • Start/stop (S/S) READ was performed, but data other than an S/S message was received. • Fewer than 9 bytes were read on an S/S READ. • S/S message did not have STX character in correct place. • Device address in S/S message does not match device address in communication terminal block (CTB).
04	Invalid return code passed back in CLBTEMP5 from DFSBCK0.
05	Invalid S/S combination received.
06	S/S related to a copy operation was received. However, no copy operation was in progress, or an error occurred on copy operation and device-dependent module found invalid DECTYPE or data stream.
07	Interrupt request invalidly received from the 3275 video display.
08	Device end S/S message received, but

- device-dependent module is not in READ setup or READ interrupt logic.
- 09 Fewer than 5 bytes were read.
- 10 Device address in data stream was invalid for a device on this control unit or line.
- 11 Retries exhausted on temporary error.

Operator response: (master terminal) Correct the malfunction, and restart all terminals associated with the remote control unit for LINE *x* PTERM *y*. Any operations in progress must be restarted.

Problem determination: 1, 6, 23, 24

Module: DFSC3270 (DFS251I), DFSDN030, DFSDN130 (DFS251)

Related reference:

 z/OS: IEA000I

Related information:

“DFS973I” on page 262

Chapter 2, “IMS problem determination,” on page 13

DFS252 ATTEMPT TO OUTPUT DETECTED BUSY CONDITION

Explanation: A busy condition has been detected on a device attached to a remote 3271/3275 or 3275 dial control unit. A busy condition is not considered normal at the time it was detected and is normally the result of an operation being attempted on a terminal when the screen is unprotected.

Operator response: (local/remote terminal) Any output messages in progress are sent after this error message. Refrain from performing terminal operations on an unprotected screen.

Module: DFSDN130, DFSDS060

DFS253 TCU INOPERABLE LINE *x* PTERM *y*

Explanation: See message DFS253I for an explanation and actions.

Related information:

DFS253I

DFS253I *hh.mm.ss* TCU INOPERABLE LINE *x* PTERM *y-z aa,bbb,cc,dd, ee,ff,gg,hh,iiii,jjjj*

Explanation: The 270X for LINE *x* PTERM *y* is inoperable. All PTERMs on the line have been marked inoperable, and the line has been placed in an idle state. See the information about the z/OS system error message IEA000I for line and TCU errors or to IMS error message DFS973I for 3270 device errors.

Attention: The DFS253I form of the message is issued only for remote 3270 lines.

Attention: IMS no longer supports BTAM terminals.

The following description applies to remote 3270 lines:

Code	Meaning
<i>y-z</i>	This field gives the range of PTERMs that are connected to the line.
<i>aa</i>	This field contains the ECB completion code.
<i>bbb</i>	The DECTYPE field indicates the type of failing operation.
<i>cc</i>	The DECTPCOD field indicates the data communication operation code from the last CCW run in the channel program.
<i>dd</i>	The DECFLAGS field contains the flag byte passed to IMS from BTAM. The field might contain information as to the cause of the failure.
<i>ee</i>	The DECSSEN0 field contains the sense information from the DECB if the status in the CSW indicates a unit check.
<i>ff</i>	The DECERRST is the error status field from the DECB.
<i>gg</i>	The DECCSWST is the CSW status field from the DECB.
<i>hh</i>	This field contains the device-dependent module code. When the 3270 device-dependent module shuts down a component of the data communication network, a device-dependent module reason code is put in the CLBTEMP1 field to indicate why the device-dependent module shut down the component.
<i>iiii</i>	This field contains the BSCK return code. The code is passed from the BSC check routine (DFSBSCK0) to the device-dependent module. The BSC check routine analyzes the I/O completion and passes a unique return code to the device-dependent module, depending on the contents of the DECB fields.
<i>jjjj</i>	This field contains the SENSE/STATUS information from the 3270 device (if applicable).


Operator response: (master terminal) Correct the malfunction, and issue a /START or /RSTART LINE *x* PTERM ALL command.

Problem determination: 1, 6, 23, 24

Module: DFSC3270 (DFS253I), DFSDN130 (DFS253)

Related reference:

 z/OS: IEA000I

 z/OS: Exception conditions and sense information

Related information:

Chapter 2, “IMS problem determination,” on page 13

DFS254 BUFFER SIZE INCREASED

Explanation: The buffer size for a 3270 local line group was not adequate to contain an input message. The buffer size has been increased by 300 bytes for all ensuing messages.

Operator response: No action is required.

If this message is repeated, increase the BUFSIZE parameter specified during IMS system definition for the 3270 local lines, or decrease the amount of data being input at the terminal.

Module: DFSDN140

DFS255 COPY NOT ALLOWED

Explanation: A request has been made for a video display to be copied to a printer. However, the buffer on the display was locked by program action.

Operator response: If the display is intended to be locked, it is not possible to copy the current display. If it is required to copy the current display, contact the person responsible for development of the 3270 terminal message formats in your installation.

Module: DFSDN130

DFS256 PRINTER FOR COPY NOT CURRENTLY AVAILABLE

Explanation: A copy operation was requested on a 3270 terminal, but a printer was not currently available. Alternatively, an intervention-required was returned by the printer component of a 3275.

Operator response: Have the master terminal operator start the PTERMs which represent printers that can be candidates for a copy operation from the specified terminal. If an intervention-required situation exists on the printer component of a 3275 device, make the printers ready.

Problem determination: Do a /DISPLAY LINE *x* PTERM ALL for the line containing the terminal.

Problem determination: 4, 36

Module: DFSDN130, DFSDS060

Related information:

Chapter 2, "IMS problem determination," on page 13

DFS257 ERROR OCCURRED DURING LAST TRANSMISSION.

Explanation: An input or output error occurred during the last input or output transmission to a 3270 terminal.

Operator response: Reenter the last input message, or press the appropriate key to have the last message resent.

Problem determination: 1, 6, 23

Module: DFSDN130, DFSDS060

Related information:

Chapter 2, "IMS problem determination," on page 13

DFS258 UNABLE TO LOCATE MESSAGE DESCRIPTION-INPUT IGNORED

Explanation: Either an I/O error occurred while attempting to fetch the message input descriptor block or the device input format block, or the blocks were not in the active format data set, or the block fetched was not a message input descriptor block.

System action: The input data was ignored.

Operator response: Clear the screen, and enter a /FORMAT command. Contact your IMS system programmer for assistance.

Module: DFSCFEI0

DFS259 NO MATCHING STATION CTB.

Explanation: IMS remote station support encountered a problem. No station communication terminal block (CTB) matching the address in the polling list was found. Communication was terminated.

Operator response: (master terminal) Notify your IMS system programmer.

Module: DFSCRSS0

DFS260 PERMANENT TRANSMISSION ERROR LINK *x*

or

PERMANENT TRANSMISSION ERROR LINE *x* PTERM *y*

Explanation: A permanent transmission error occurred while communicating with the remote station identified by the message, or with another IMS system on the identified link.

Note: The LINK *x* portions of this message pertain to Multiple Systems Coupling.

System action: IMS stops the data traffic on the link.

Operator response: (master terminal) When you have corrected the problem, restart communication using the /START LINE *x* PTERM *y* or /RSTART LINK *x* command.

Programmer response: Determine the cause of the I/O error.

Module: DFSCRST0, DFSCS7T0

DFS261 INVALID DATA FLAGS LINE *x* PTERM *y*

Explanation: IMS remote station support encountered an error. The flags in a data block were inconsistent, that is, first segment was indicated while a message was in progress. Communication was terminated.

Operator response: Notify your IMS system programmer.

Module: DFSCRSV0

DFS262 MESSAGE STARTED DURING SHUTDOWN. LINE *x* PTERM *y*

Explanation: IMS remote station support. IMS sent an immediate-shutdown request or received either a shutdown request or a shutdown complete. It then received the first segment of a message. Communication was terminated.

Operator response: Notify your IMS system programmer.

Module: DFSCRSV0

DFS263 INVALID TERMINAL IDENTIFIER IN DATA BLOCK LINE *x* PTERM *y*

Explanation: For IMS remote station support, a terminal identifier not defined in the IMS system definition was received in a data block. Communication was terminated.

Operator response: Notify your IMS system programmer.

Module: DFSCRSV

DFS264 INVALID TERMINAL ID IN STATUS CHANGE SEGMENT LINE *x* PTERM *y*

Explanation: IMS remote station support. A terminal identifier not defined to IMS system definition was received in a status change segment. Communication was terminated.

Operator response: Notify your IMS system programmer.

Module: DFSCRSX0

DFS265 INVALID TERMINAL ID IN I/O SYNCH SEGMENT LINE *x* PTERM *y*

Explanation: For IMS remote station support, a terminal identifier not defined to IMS system definition was received in an I/O synchronization segment. Communication was terminated.

Operator response: (master terminal) Notify your IMS system programmer.

Module: DFSCR2Y0

DFS266 OUTPUT NOT IN PROGRESS LINE *x* PTERM *y*

Explanation: For IMS remote station support, an error message was received specifying a terminal which had no output message in progress or which had a system

message (Q3 output) in progress. Communication was terminated.

Operator response: Notify your IMS system programmer.

Module: DFSCR2Z0

DFS267 INVALID TERMINAL IDENTIFIER IN ERROR MESSAGE LINE *x* PTERM *y*

Explanation: For IMS remote station support, a terminal identifier not defined to IMS system definition was received in an error message. Communication was terminated.

Operator response: (master terminal) Notify your IMS system programmer.

System programmer response: Correct the terminal identifier.

Module: DFSCR2Z0

DFS268 INVALID BLOCK FORMAT LINE *x* PTERM *y*

Explanation: IMS remote station support. One of the following problems occurred:

- The first 2 characters in a block were neither DA nor SY.
- The input block conversion routine was unable to convert a received block from transmission code to EBCDIC.
- The length exceeded the end of the input block.

Communication with the remote station is terminated.

Operator response: (master terminal) Notify your IMS system programmer.

Module: DFSCRSU0, DFSCRSV0, DFSCS7U0

DFS269 SHOULD NOT OCCUR TYPE ERROR ON LINK *x*

or

SHOULD NOT OCCUR TYPE ERROR ON LINE *x*

Explanation: IMS remote station support encountered an error. This error can be caused by one of the following problems:

- A hardware malfunction
- An invalid specification to z/OS system definition
- A programming logic error in the program that resides in the intelligent remote station

Note: The LINK *x* portions of this message pertain to a Multiple Systems Coupling feature system.

System action: IMS stops the line or link.

Operator response: (master terminal) When you have corrected the problem, restart communications, using

the /START LINE x or /RSTART LINK x command.

Module: DFSCMS70

DFS270 PARTITIONED FORMAT SENT TO: [
NODE *nodename* | LINE *x* PTERM *y*]

Explanation: MFS was instructed to format a message with a device output format (DOF) that specified a partition descriptor block (PDB). However, the message was not directed to a SLU2 terminal.

System action: The LTERM was marked inoperable, and the message causing the problem was returned to the message queue.

Operator response: (master terminal) Your IMS system programmer should direct the message to a SLU2 terminal and use the right device output format (DOF). If the use of the LTERM is to continue, a /START LTERM xxx command must be issued. This message can be removed from the message queue with the /DEQUEUE LTERM P1 PURGE1 command.

Programmer response: Direct the message to a SLU2 terminal.

Problem determination: Log record X'67' (subrecord X'01', ID'FERR'), which contains diagnostic information, is produced automatically.

Module: DFSCFEO0

Severity: None.

DFS271 UNABLE TO LOAD ERROR MESSAGE
OUTPUT DESCRIPTION

Explanation: The system was unable to load the error message output description.

System action: Block fetch has failed for the IMS default message output description or the associated device output format. Fetch also failed for a requested message output description or a device output format. The LTERM was marked inoperable with a QERROR status, and the message causing the problem was returned to the message queue. This message is sent to the z/OS system console if the LTERM involved is the master terminal.

Operator response: (master terminal) Notify your IMS system programmer. The MTO should ensure that the IMS default message output description and device output formats are in the format library and that I/O errors are not occurring. If use of the LTERM is to continue, a /START LTERM xxx command must be issued. The message can be removed from the message queue with the /DEQUEUE command.

Programmer response: See the description of message DFS057I for possible causes of block fetch errors.

Problem determination: Log record type X'67', subrecord X'01', ID'FERR' which contains diagnostic information, is produced automatically.

Module: DFSCFEO0

Related information:

"DFS057I" on page 36

DFS272 FORMAT BLOCK LEVEL
ERROR-INPUT IGNORED

Explanation: The DIF block that was fetched to process the input was not at the same level as the MID block used to format the message or the DOF block used to format the device. In MFS TEST mode, new format blocks have been added to the test library since the last output to the terminal. If not in MFS TEST mode, format blocks have been changed by switching the format data sets with the /MODIFY or INITIATE OLC commands since the last output to the terminal.

System action: The input data was ignored.

Operator response: Format the screen and reenter the input. If the last output was logically paged by the operator, it is still available; request the next message. If the last output message was not completely transmitted (all pages), it is still available; request the next message.

Module: DFSCFEI0

DFS273 QUEUE ERROR ON MESSAGE
DELETION

Explanation: An error occurred while attempting to delete the message in progress. Either an I/O error has occurred on the message queue data set, or an internal logic error has occurred.

System action: The input data was ignored.

Operator response: Contact your IMS system programmer for assistance.

Module: DFSCFEO0

DFS274 LOAD MODULE DATASET NOT
OPEN LINE *x* PTERM *y*

Explanation: A System/7 issued a request for a load module, but the load module data set could not be opened. Communication was terminated.

Operator response: (master terminal) Contact your IMS system programmer for assistance.

Module: DFSCS7B0

DFS275 BUFFER TOO SMALL FOR IPL
REQUEST LINE *x* PTERM *y*

Explanation: A System/7 requested the IPL sequence from IMS, and the input buffer specified for the line is not large enough.

System action: Communication is terminated.

Operator response: Contact your IMS system programmer for assistance.

Module: DFSCS7B0

DFS276 TRANS ERROR DURING LOAD
MODULE TRANSMISSION LINE *x*
PTERM *y*

Explanation: A permanent transmission error occurred while transmitting a load module to a System/7.

System action: Communication is terminated.

Operator response: Perform an IPL of the system if required. Start communication using the /START line *x* pterm *y* command from the IMS master terminal. Have the System/7 reissue the load request.

Module: DFSCS7B0

DFS277 I/O ERROR ON THE SYSTEM/7 LOAD
MODULE DATASET LINE *x* PTERM *y*

Explanation: An I/O error occurred on the load module data set while processing a System/7 load request.

System action: Communication is terminated.

Operator response: (master terminal) Contact your IMS system programmer for assistance.

Module: DFSCS7B0

DFS278 MODULE REQUESTED BY SYSTEM/7
DOES NOT EXIST LINE *x* PTERM *y*

Explanation: A System/7 requested a module to be loaded that could not be found in the load module data set.

System action: Communication is terminated.

Operator response: Contact your IMS system programmer for assistance.

Module: DFSCS7B0

DFS279 LEVEL KEYWORD IS MISSING OR
HAS INVALID PARAMETER

Explanation: The LEVEL keyword in the command is required and has not been entered, has more than one parameter, or does not have a numeric value of 1 through 4.

Operator response: Correct the format, and reenter the command.

Module: DFSICLN0

DFS280 SET KEYWORD IS MISSING OR HAS
INVALID PARAMETER

Explanation: The command entered requires the SET keyword, but it was not supplied. The keyword has more than one parameter, or the parameter was not ON or OFF.

System action: The command is ignored.

Operator response: Correct the error, and reenter the command.

Module: DFSICLN0, DFSICLN4

DFS281 MODULE KEYWORD IS MISSING OR
HAS INVALID PARAMETER

Explanation: The command which was entered requires the module keyword and it was not supplied, has a parameter other than DDM, MFS, or ALL specified.

Operator response: Correct the error, and reenter the command.

Module: DFSICLN0

DFS282 TEST MFS NOT OPERATIVE

Explanation: Either the MFS TEST facility was not included at system definition or the test format data set could not be opened during IMS initialization.

System action: The command is ignored.

Problem determination: 16, 36

Module: DFSICL50

Related information:

Chapter 2, "IMS problem determination," on page 13

DFS283 TEST MFS NOT SUPPORTED FOR
THIS TERMINAL

Explanation: TEST MFS was specified for a non-MFS terminal.

System action: The command is ignored.

Operator response: (local/remote terminal) Correct the command, and reenter it properly.

Module: DFSICL50

DFS284 CANNOT START TEST MFS MODE
WITH MESSAGE IN PROGRESS

Explanation: Status cannot be changed while the message is being processed.

System action: The command is ignored.

Operator response: Reissue the command when the terminal is not active or is stopped.

Module: DFSICL50

DFS285 CANNOT STOP TEST MFS MODE
WITH MESSAGE IN PROGRESS

Explanation: Status cannot be changed while the message is being processed.

System action: The command is ignored.

Operator response: (local/remote terminal) Reissue the command when the terminal is not active or is stopped.

Module: DFSICL50

DFS286 SECURITY VIOLATION LINE *x* PTERM *y*

or

SECURITY VIOLATION NODE *nodename*[USER *username*]

or

SECURITY VIOLATION USERID *userid* PROGRAM *programname*

Explanation: This message is related to DFS286I. See that message for a detailed explanation and actions.

Related information:

DFS286I

DFS286I SECURITY VIOLATION USERID *userid* PROGRAM *programname*

or

SECURITY VIOLATION LINE *x* PTERM *y*

or

SECURITY VIOLATION USERID *userid*

Explanation: The user requested notification at the master terminal when a threshold count of security errors was reached. This threshold was reached on one of the following:

- LINE *x* PTERM *y*
- NODE *nodename* (USER *username*)
- USERID *userid* PROGRAM *programname*

IMS issues USER *username* with NODE *nodename* if the terminal is signed on with the /SIGN command. IMS issues USERID *userid* PROGRAM *programname* if an application program issues an ICMD call that causes a security error. USERID *userid* is the user ID of the user that invoked the program that issued the ICMD call. The user ID is based on the type of region in which the program was executing and whether a Get Unique (GU) call was done:

Region Type	GU Done	Userid
BMP	N/A	BMP JCL USER
DBT	N/A	Security token passed in the PAPL

Region Type	GU Done	Userid
IFP	NO	Program name
IFP	YES	User ID (if terminal signed on) or LTERM name where a transaction was issued
MPP	NO	Program name
MPP	YES	User ID (if terminal signed on) or LTERM name where a transaction was issued
BMP	NO	BMP JCL USER
BMP	YES	User ID (if terminal signed on) or LTERM name where a transaction was issued

For resources defined to IMS using system definition, the security threshold is defined with the SECCNT keyword on the COMM, MSGEN, or SECURITY macros. For dynamic resources, if the SECCNT parameter is not zero, a threshold value of one is always used. The threshold can also be reached because of unauthorized transactions attempting to issue a DL/I CMD call; in this case, the transaction code involved is identified.

System action: The action is determined by the master terminal operator.

Make sure the user ID is authorized for the resources that you are trying to schedule.

Operator response: (master terminal) Handle as directed by your security procedures.

Module: DFSCMD30, DFSICLZ0, DFSICIO0

Related information:

DFS286

DFS0287A THERE IS NO SECONDARY INDEX TO PROCESS. DO NOT USE MIGRATX.

Explanation: MIGRATX=YES was specified, but the database you are trying to migrate has no secondary index.

System action: The HD Reorganization Unload utility job terminated with a return code 16.

User response: Do not specify MIGRATX=YES in the SYSIN control card if you are trying to migrate a database without secondary index.

Module: DFSURGU0

DFS0288E HISAM REORG UTILITIES CANNOT BE USED FOR FAST PATH SECONDARY INDEX DATABASE, xxxxxxxx

Explanation: Specifying a Fast Path secondary index database (FPSI DB) as input to either the HISAM Reorganization unload or reload utilities (DFSURULO or DFSURRLO) is not supported. In the message text: xxxxxxxx

The name of the Fast Path secondary index database

System action: The batch job abnormally terminates with IMS abend 0288.

Programmer response: Use an appropriate utility to reorganize or recover Fast Path secondary index databases. To reorganize an FPSI DB, an IDCAMS REPRO is sufficient. To recover an FPSI DB, use either the IMS Recovery Utility, DFSURDB0, or an index builder tool of any IMS vendor product.

Module: DFSDLBLO

Related information:

 0288 (Messages and Codes)

Operator response: If a message is expected, either wait briefly, reenter the request, then enter the next message request and wait, or enter an appropriate command to release any special status conditions that might exist.

Programmer response: Use the /DISPLAY NODE command to determine if messages are queued, and whether the terminal is in a special status such as CONVERSATION or EXCLUSIVE.

Problem determination: 1, 5, 6, 7, 14

Module: DFSCFEP0, DFSCVFC0, DFSCVFZ0

Related information:

Chapter 2, "IMS problem determination," on page 13

DFS289 INVALID VALUE FOR SEGNO/SEGSIZE SPECIFIED

Explanation: The command previously entered has a SEGNO or SEGSIZE keyword was entered with an invalid parameter specified. The parameter immediately follows the keyword. Valid values for the SEGNO and SEGSIZE are 0 through 65,535, inclusive.

System action: The command is not processed. Another command, a message switch, or a transaction can be entered.

Operator response: (entering terminal) Determine the correct value to be specified for the SEGNO or SEGSIZE parameter, and reenter the command.

Problem determination: Have a copy of the entered command and response available, and contact your IMS system programmer.

Module: DFSICL70

DFS291 INPUT MUST BEGIN FROM FIRST PHYSICAL PAGE

Explanation: Input data was entered from other than the first physical page of a DPAGE with multiple physical page input specified. An input message was not being created.


System action: If an output message is in progress, it is placed back into the message queue. Input data is ignored.

Operator response: If an output message was in progress, request the next message to obtain it. See the information about multiple physical page input procedures.

Problem determination: 16

Module: DFSCFEI0

Related concepts:

 Multiple physical page input (Operations and Automation)

Related information:

Chapter 2, "IMS problem determination," on page 13

DFS290 NO MESSAGES AVAILABLE FOR OUTPUT

Explanation: An IMS MFS Message Advance Protect or a VTAM ready-to-receive indicator was received by IMS, and either no messages were available or the terminal is in a special status where no output is possible.

System action: For MFS, the terminal is placed in a page-protected status if it is a video device. For a VTAM ready-to-receive indicator where output is not quiesced, any video component is left in an unprotected status.

DFS292I INVALID RANGE SPECIFICATION

Explanation: The following are possible causes of this message:

- Range parameters were specified with a keyword that does not support range parameters.
- The second member of the range specification was not larger than the first.
- One of the nodes specified is not in the system.
- Both of the nodes specified are dynamic.

System action: The command is ignored.

Operator response: Reenter the command correctly.

Range specifications apply only to the keywords LINE, LINK, NODE, and PTERM. Range specifications for the NODE keyword apply only to static nodes. Both members of the range specification must exist and must be defined through system definition.

For dynamic terminals or users, generic parameter support replaces range specifications. A generic parameter contains one or more special characters, *, or '. The asterisk indicates that at least one character might replace it, creating a valid resource name. For example, /DISPLAY NODE *SLU6* displays nodes which contain the character string SLU6.

Module: DFSICL30

DFS0293 INVALID ID CARD READER INPUT

Explanation: Input from an operator identification card reader was invalid. No "EOR" or "EOI" character was found to terminate the input data, or the LRC check failed.

System action: Any input message in progress is discarded.

Operator response: (master terminal) Retry the operation. If the error persists, notify your systems programmer.

Programmer response:

1. Ensure that entry is made into a field large enough to contain all card data.
2. Ensure that the card being used and the 3270 hardware function correctly.

Problem determination: Use /TRACE and DFSERA10 to obtain a printout of the terminal input data received by IMS. See *IBM 3270 Information Display System* for data formats.

Module: DFSCFE10, DFSCFE00

DFS294 ID CARD READER USE ALLOWED ONLY ONCE PER MESSAGE

Explanation: When creating a multiple physical page input message, the 3270 operator ID card reader can be used only once.

System action: Any input message in progress is discarded.

Operator response: Reenter the message using the ID card reader only once.

Problem determination: 16

Module: DFSCFE00, DFSCFE10

Related information:

Chapter 2, "IMS problem determination," on page 13

DFS295 IMMEDIATE PEN DETECT LITERAL ALLOWED ONLY ONCE PER MESSAGE

Explanation: 3270 immediate pen detect can be used in mixed mode, or to create an input literal only once per message.

System action: Any input message in progress is discarded.

Operator response: Reenter the message, using the immediate pen detect facility only once.

Problem determination: MFS

Module: DFSCFE00

DFS296 PROGRAM FUNCTION KEY LITERAL ALLOWED ONLY ONCE PER MESSAGE

Explanation: When creating a multiple physical page input message, the program function key can be used to create a literal value only once. Keys defined for operator control can be used more than once.

System action: Any input message in progress is discarded.

Operator response: Reenter the input message, using the correct program function keys.

Problem determination: 16

Module: DFSCFE00

Related information:

Chapter 2, "IMS problem determination," on page 13

DFS297 MULTIPLE PHYSICAL PAGE INPUT IS NOT IN PROGRESS

Explanation: When no multiple physical page input message was being created, the operator has entered a request to terminate multiple physical page input (ENDMPPI).

System action: Input data is discarded.

Operator response: Reenter the input, using the appropriate procedure.

Problem determination: 16

Module: DFSCFE10

Related information:

Chapter 2, "IMS problem determination," on page 13

DFS298 INPUT MESSAGE CANCELED BY SEGMENT EDIT EXIT

Explanation: A user-supplied MFS segment edit exit routine requested that the input message be canceled or echoed by DPM-B.

Either the reason for the cancellation is dependent upon an application, with invalid input, or the distribution presentation management B (DPM-B) requests that the input message be echoed. The echoed message is not supported for DPM-B.

System action: The input message in progress is deleted.

DFS299 • DFS0300I

Operator response: Enter the message in the manner required by the exit routine.

Programmer response: Verify correct operation of the user-supplied exit routine. Terminal input data can be examined by use of the /TRACE facility.

Module: DFSCFEI0

DFS299 SEGMENT EDIT EXIT FAILURE-NOTIFY SYSTEMS PROGRAMMER

Explanation: A user-supplied MFS segment edit exit routine has either increased segment size beyond the maximum allowed, or returned an invalid return code. System integrity can be harmed due to the edit routine failure.

System action: The input message in progress is deleted.

Operator response: Record what was entered before this message was displayed, then contact your IMS system programmer.

Programmer response: Correct the segment edit exit routine, and replace it in the IMS nucleus. Verify correct operation of the user-supplied exit routine. Terminal input data can be examined by use of the /TRACE facility.

Module: DFSCFEI0

DFS0300I OUTPUT DATA SET SPECIFIED BY DDNAME *ddname* WAS NOT SUCCESSFULLY CLOSED

Explanation: During Database Image Copy 2 (DFSUDMT0) utility processing, data set close was unsuccessful or was not attempted (by DFSMSdss) for the output data set indicated by *ddname*. The data set is therefore not usable as an image copy.

System action: Image copy processing continues for the input DBDSs if there is another output copy (primary or secondary) that has not encountered an error. Otherwise processing fails for the DBDSs and message DFS3144A is issued.

Operator response: Submit another Image Copy 2 job to copy any DBDSs for which image copy processing failed.

Module: DFSUDUI1

Chapter 10. DFS messages, DFS301A - DFS350A

This topic contains the following messages:

DFS301A UNABLE TO OPEN DDNAME-*ddname*

Explanation: The issuing utility program was unable to open a DCB with the *ddname* specified in the message.


System action: Processing is terminated with a nonzero return code.

Programmer response: Ensure that all necessary DD statements required for execution are supplied. Correct any missing JCL statements, and resubmit the job. See abend code 0302.

Problem determination: 2, 3, 8, 18, 20, 35. Also, if this message was produced while running under the Utility Control Facility, rerun the job with a FUNCTION=OP,MSGNUM=301 control statement in the DFSYSIN data set. You must supply a SYSUDUMP DD statement in this step.

Module: DFSPRP0, DFSUCMN0, DFSUCP40, DFSUC150, DFSUC350, DFSUDMP0, DFSURDB0, DFSURGL0, DFSURGU0, DFSURRL0, DFSURUL0, DFSUTR20, DFSUTR30

Related information:

 0302 (Messages and Codes)

DFS302A INVALID OR MISSING FUNCTION *ff* SPECIFIED ON REQUEST *nnnn*

Explanation: A utility control statement with an invalid or missing control function code was detected. The *ff* is either omitted or, if present, was not a valid 2-character codes. For the valid codes, see information about the Utility Control Facility. The *nnnn* is the control request number.


System action: Processing is terminated with a nonzero return code.

Programmer response: Correct the control statement, depending on the utility program being executed, and resubmit the job. See abend code 302.

Problem determination: 2, 3, 8, 35. Also, if running under the Utility Control Facility, rerun the job with a FUNCTION=OP,MSGNUM=302 control statement in the DFSYSIN data set. You must supply a SYSUDUMP DD statement in this step. PSB pool should be much larger than the CSA PSB pool.

Module: DFSUCP40

Related reference:

 Control statements for the DFSUCF00 utility (Database Utilities)

DFS0303I *xxxx* <DYNAMIC BLOCK>

or

THE FOLLOWING BLOCKS WILL BE <DYNAMICALLY FIXED | ALLOCATED IN DREF STORAGE>:

Explanation: As storage for the block is obtained, the dynamic BLOCKS specified in the DFSFIXnn member of the data set described by DDNAME=PROCLIB is page fixed. The blocks specified in the DFSDRFnn member of the data set described by DDNAME=PROCLIB are allocated in a DREF storage subpool. *xxxx* is the IMS name of the block to be page fixed or allocated in DREF storage.

System action: IMS initialization continues.

Operator response: No action is required.

Module: DFSXFIX0

DFS304A DBD NAME NOT SPECIFIED FOR FUNCTION *ff* ON REQUEST *nnnn*

Explanation: A utility program encountered a control statement with the DBD name field blank. *nnnn* is the control request number.

System action: Processing is terminated with a nonzero return code.

Programmer response: Correct the control statement to include the DBD name, and resubmit the job. See abend code 0302.

Problem determination: 2, 3, 8, 35. Also, if running under the Utility Control Facility, rerun the job with a FUNCTION=OP,MSGNUM=304 control statement in the DFSYSIN data set. You must supply a SYSUDUMP DD statement in this step.

Module: DFSUCP40

Related information:

 0302 (Messages and Codes)

Chapter 2, "IMS problem determination," on page 13

DFS305A DBD/PSB LIBRARY DOES NOT CONTAIN DBD/PSB *dbdname*

Explanation: A utility program was unable to find a DBD/PSB with the name specified in the utility control statement.


System action: Processing is terminated with a nonzero return code.

Programmer response: Correct either the utility control statement or the DD statement specifying the DBD/PSB library, and resubmit the job. See abend code 0302.

Problem determination: 2, 3, 8, 18, 35. Also, if running under the Utility Control Facility, rerun the job with a FUNCTION=OP,MSGNUM=305 control statement in the DFSYSIN data set. You must supply a SYSUDUMP DD statement in this step.

Module: DFSUCMN0, DFSUCP40, DFSUCUM0, DFSURUL0

Related information:

 IMS abend 0302

Chapter 2, "IMS problem determination," on page 13

DFS306A DBD *dbdname* DOES NOT CONTAIN DDNAME FOR FUNCTION *ff*

Explanation: A utility program attempted to locate the ddname specified in the control statement in the DBD *dbdname* specified. The attempt was unsuccessful.

System action: Processing is terminated with a nonzero return code.

Programmer response: Correct the control statement in error, and resubmit the job. See abend code 0302.

Problem determination: 2, 3, 8, 35. Also, if running under the Utility Control Facility, rerun the job with a FUNCTION=OP,MSGNUM=306 control statement in the DFSYSIN data set. Supply a SYSUDUMP DD statement to this step.

Module: DFSUCCT0, DFSUCP40, DFSUCUM0, DFSUDMP0, DFSURDB0

Related information:

 0302 (Messages and Codes)

Chapter 2, "IMS problem determination," on page 13

DFS307A NO DDNAME SPECIFIED FOR DATA BASE *dbdname* FOR FUNCTION *ff*

Explanation: A utility program found a control statement which required a ddname, but did not contain one.

System action: Processing is terminated with a nonzero return code.


Programmer response: Correct the control statement, and resubmit the job. See abend code 0302.

Problem determination: 2, 3, 8, 35. Also, if running

under the Utility Control Facility, rerun the job with a FUNCTION=OP,MSGNUM=307 control statement in the DFSYSIN data set. Supply a SYSUDUMP DD statement to this step.

Module: DFSPRSDI, DFSUCP40

Related information:

 IMS abend 0302

DFS308A NO OUTPUT DDNAME SPECIFIED FOR FUNCTION *ff* ON REQUEST *nnnn*

Explanation: A utility program found a control request that required an output data set DDNAME in the control statement, but it was not supplied. *nnnn* is the control request number.

System action: Processing is terminated with a nonzero return code.

Programmer response: Correct the control request, and resubmit the job.

Problem determination: 2, 3, 8, 36. Also, if running under the Utility Control Facility, rerun the job with a FUNCTION=OP,MSGNUM=308 control statement in the DFSYSIN data set. Supply a SYSUDUMP DD statement to this step.

Module: DFSUCP40

Related information:

Chapter 2, "IMS problem determination," on page 13

DFS309A CONTROL STATEMENT ERROR-INVALID/MISSING KEYWORD *keyword*

Explanation: A control program either detected a missing keyword that was required or was not able to identify a keyword.

System action: Processing is terminated with a nonzero return code.

Programmer response: Correct the control statement, and resubmit the job.

Problem determination: 2, 3, 8, 36. Also, if running under the Utility Control Facility, rerun the job with a FUNCTION=OP,MSGNUM=309 control statement in the DFSYSIN data set. Supply a SYSUDUMP DD statement to this step.

Module: DFSUCP40

Related information:

Chapter 2, "IMS problem determination," on page 13

DFS310A INPUT RECORD IMAGE FOR *dddddddddddd* IS IN ERROR AND FOLLOWS THIS MESSAGE

Explanation: A utility program issues this message after detecting an error in a control statement. The

message text identifies the statement in error.
 ddddddddddd identifies the unique data by the utility currently running to produce a customized message.
 This message can be issued for the following situations:

- The database did not have to be scanned when running DFSURGSO.
- When running OLIC, the DBD name specified on the input control statement was not found in a DB PCB in the OLIC PSB, or the PSB specified LANG=PL/I. OLIC requires LANG=ASSEM.
- The track recovery option was specified for an index KSDS.

System action: Processing is terminated with a nonzero return code.

Programmer response: Correct any errors, and resubmit the job.

Problem determination: 2, 3, 8, 36. Also, if running under the Utility Control Facility, rerun the job with a FUNCTION=OP,MSGNUM=310 control statement in the DFSYSIN data set. Supply a SYSUDUMP DD statement for this step.

Module: DFSUCMN0, DFSUCP40, DFSUCUM0, DFSUDMP0, DFSUICP0, DFSURDB0, DFSURGP0, DFSURGS0, DFSURG10, DFSURRL0, DFSURUL0, DSPLRC10

Related information:

Chapter 2, “IMS problem determination,” on page 13

DFS311A RESTART WAS NOT SPECIFIED AND NO DFSYSIN DATASET EXISTS

Explanation: The Utility Control Facility could not locate any control statements to determine its processing. It is necessary to either have a DFSYSIN data set or a “start” parameter.

System action: Processing is terminated with a nonzero return code.

Programmer response: Correct the error, and resubmit the job.

Problem determination: 2, 3, 8, 36. Also, run the job with a FUNCTION=OP,MSGNUM=311 control statement in the DFSYSIN data set. Supply a SYSUDUMP DD statement to this step.

Module: DFSUCP10

Related information:

Chapter 2, “IMS problem determination,” on page 13

DFS312A DDNAME *ddname* DOES NOT CONTAIN A VALID IMAGE OR REORGANIZED COPY FOR FUNCTION RV

Explanation: The Database Recovery utility was supplied an input data set defined by the DDNAME *ddname* whose header record was not of the correct

format. An error of this type can occur when the format of the image copy header record does not match that of a currently supported release of IMS.


System action: Processing is terminated with a nonzero return code.

Programmer response: Ensure that the input was correct, or correct it, and resubmit the job. See abend code 302.

Problem determination: 2, 3, 8, 35. Also, if running under the Utility Control Facility, rerun the job with a FUNCTION=OP,MSGNUM=312 control statement in the DFSYSIN data set. Supply a SYSUDUMP DD statement to this step.

Module: DFSURDB0

Related information:

 0302 (Messages and Codes)

Chapter 2, “IMS problem determination,” on page 13

DFS313A HD UNLOAD CANNOT BE USED TO UNLOAD INDEX DATABASE - *dbdname*

Explanation: The Hierarchic Direct (HD) Reorganization utilities cannot be used to unload or reload an index database.

System action: Processing terminates with a nonzero return code.

Programmer response: The Hierarchic Sequential (HS) Unload/Reload utilities should be used to reorganize an index database.

Module: DFSUFGU0

DFS314I TRAP KEYWORD HAS INVALID PARAMETER

Explanation: The /TRACE SET ON TRAP command was issued, but the TRAP keyword parameter was missing or invalid.

System action: The command is ignored.

Operator response: (master terminal) Check the command format and reenter the corrected command.

Module: DFSICLN0

DFS315A DEVTYPE MACRO FAILED ON DDNAME *ddname* FOR FUNCTION *ff*

Explanation: A utility program issued an SVC 24 (DEVTYPE) to obtain information about an input or output device. The return code indicated that the attempt to do this was unsuccessful.


System action: Processing is terminated with a nonzero return code.

Programmer response: Report this to system operation personnel. See abend code 0302.

Problem determination: 2, 3, 8, 35. Also, if running under the Utility Control Facility, rerun the job with a FUNCTION=OP,MSGNUM=315 control statement in the DFSYSIN data set. Supply a SYSUDUMP DD statement to this step.

Module: DFSUCP40, DFSURGP0, DFSURGS0, DFSURGU0, DFSURG10, DFSURUL0

Related information:

 0302 (Messages and Codes)

Chapter 2, "IMS problem determination," on page 13

DFS316A DBD *dbdname* CONTAINS AN UNKNOWN ORGANIZATION CODE *cc*

Explanation: The specified DBD *dbdname* did not contain a valid database organization code. The value *cc* is the code in question.


System action: Processing is terminated with a nonzero return code.

Programmer response: Ensure that the DBD supplied was an IMS DBD. Correct any discrepancies, and resubmit the job. See abend code 0302.

Problem determination: 2, 3, 8, 35. Also, if running under the Utility Control Facility, rerun the job with a FUNCTION=OP,MSGNUM=316 control statement in the DFSYSIN data set. Supply a SYSUDUMP DD statement to this step.

Module: DFSUCP40, DFSUDMP0, DFSURDB0, DFSURGU0

Related information:

 0302 (Messages and Codes)

Chapter 2, "IMS problem determination," on page 13

DFS317W HEADER RECORD FOR DDNAME *ddname* NOT FOUND ON DDNAME *ddname* FOR FUNCTION *ff*

Explanation: The utility *ff* program was supplied an input data set that was for the proper DBD, but not for the proper data set required.

System action: Processing is terminated with a nonzero return code.

Programmer response: Correct the error, and resubmit the job. See abend code 0302.

Problem determination: 2, 3, 8, 35. Also, if running under the Utility Control Facility, rerun the job with a FUNCTION=OP,MSGNUM=317 control statement in the DFSYSIN data set. Supply a SYSUDUMP DD statement to this step.

Module: DFSUCP40, DFSURDB0

Related information:

Chapter 2, "IMS problem determination," on page 13

DFS318A RECORDS FROM DDNAME *ddname* ARE LARGER THAN DDNAME *ddname* SUPPORTS.

Explanation: The utility program was provided an output device whose maximum record length was smaller than the input record length.

System action: Processing is terminated with a nonzero return code.

Programmer response: Change the specified DD statement device type to a device capable of handling the input record length, and resubmit the job.

Problem determination: 2, 3, 8, 36. Also, if running under the Utility Control Facility, rerun the job with a FUNCTION=OP,MSGNUM=318 control statement in the DFSYSIN data set. Supply a SYSUDUMP DD statement to this step.

Module: DFSUCP40, DFSURGU0

Related information:

Chapter 2, "IMS problem determination," on page 13

DFS319A DDNAME *ddname* HAD A PERMANENT I/O ERROR FOR FUNCTION *ff*

Explanation: A utility program encountered an unrecoverable I/O error on the named data set.

System action: If the error occurred on an output volume and multiple output copies were specified, the program terminates in error. For the Database Image Copy 2 utility (DFSUDMT0), message DFS3144A with reason code 0E is also issued to identify the database data sets for which image copy processing has failed. The utility terminates if there are no other database data sets for which image copy processing has not completed.

Problem determination: 2, 3, 8, 17g, 36

Module: DFSBCKI0, DFSUCP40, DFSUDMP0, DFSUDMT0, DFSURGU0, DFSURUL0

Related information:

"DFS3144A" on page 652

Chapter 2, "IMS problem determination," on page 13

DFS320I DDNAME *ddname* IS STOPPED BUT DDNAME *ddname* CONTINUES

Explanation: A utility program encountered an I/O error on an output volume. Two copies were specified. The program continued with the good alternate copy.

System action: Processing continues with only one output copy.

Programmer response: One copy of the dumped data set is created. If you want two copies, ensure that the output units and volumes are in good working order, and resubmit the job.

Problem determination: 2, 3, 8

Module: DFSUCP40, DFSUDMP0, DFSURGU0, DFSURUL0

Related information:

Chapter 2, "IMS problem determination," on page 13

DFS321W FUNCTION *ff* EXPERIENCED AN ERROR AND MUST BE RESTARTED

Explanation: A utility program encountered errors prohibiting the successful completion of the requested operation.


System action: Processing is terminated with a nonzero return code.

Programmer response: Correct any errors noted before this message and rerun the failing requests. If running under the Utility Control Facility, correct the errors and change the PARM= on the JCL to indicate RESTART is needed or add a control statement to the DFSYSIN data set with a FUNCTION=OP,REQUEST=RESTART. Some utilities cannot be restarted within their execution.

Problem determination: 2, 3, 8, 36. Also, if running under the Utility Control Facility, rerun the job with a FUNCTION=OP,MSGNUM=321 control statement in the DFSYSIN data set. Supply a SYSUDUMP DD statement to this step.

Module: DFSUDMP0

Related reference:

 Utility Control Facility (DFSUCF00) (Database Utilities)

Related information:

Chapter 2, "IMS problem determination," on page 13

DFS322W FUNCTION *ff* WAS NOT SUPPLIED AN IMAGE COPY INPUT

Explanation: The utility *ff* found the image copy input data set specified as DD DUMMY.

System action: Processing continues.

Programmer response: If no input was required, no action is necessary. Otherwise, correct the input, and resubmit the job.

Problem determination: 2, 3, 8, 36

Also, if running under the Utility Control Facility, rerun the job with a FUNCTION=OP,MSGNUM=322 control statement in the DFSYSIN data set. Supply a SYSUDUMP DD statement to this step.

Module: DFSUCP40, DFSURDB0

Related information:

Chapter 2, "IMS problem determination," on page 13

DFS323W FUNCTION *ff* WAS NOT SUPPLIED A CHANGE ACCUMULATION INPUT

Explanation: A utility program found the accumulated change input data set specified as DD DUMMY.

System action: Processing continues.

Programmer response: If no input was required, no action is necessary. Otherwise correct the input, and resubmit the job.

Problem determination: 2, 3, 8, 36. Also, if running under the Utility Control Facility, rerun the job with a FUNCTION=OP,MSGNUM=323 control statement in the DFSYSIN data set. Supply a SYSUDUMP DD statement to this step.

Module: DFSUCP40, DFSURDB0

Related information:

Chapter 2, "IMS problem determination," on page 13

DFS324W FUNCTION *ff* WAS NOT SUPPLIED AN INPUT LOG FILE

Explanation: The utility program found the log input data was specified as DD DUMMY.

System action: Processing continues.

Programmer response: If no input was required, no action is necessary. Otherwise correct the input, and resubmit the job.

Problem determination: 2, 3, 8, 36. Also, if running under the Utility Control Facility, rerun the job with a FUNCTION=OP,MSGNUM=324 control statement in the DFSYSIN data set. Supply a SYSUDUMP DD statement to this step.

Module: DFSUCP40, DFSURDB0

Related information:

Chapter 2, "IMS problem determination," on page 13

DFS325A PURGE DATE ON DDNAME *ddname* IS LATER THAN DATE ON DDNAME *ddname* FOR FUNCTION *ff*

Explanation: A utility found that the purge date specified when the accumulated change input data set was created was later than the date the image copy input data set was created.

System action: Processing terminates with a nonzero return code.

Programmer response: If any change records were created between the subject dates and are required for database integrity, the accumulated change input must be recreated and the recovery job submitted again.

Problem determination: 2, 3, 8, 36. Also, if running under the Utility Control Facility, rerun the job with a FUNCTION=OP,MSGNUM=325 control statement in

the DFSYSIN data set. Supply a SYSUDUMP DD statement to this step.

Module: DFSUCP40, DFSURDB0

Related information:

Chapter 2, “IMS problem determination,” on page 13

DFS326A DDNAME *ddname* INPUT IGNORED DUE TO PURGE DATE ON DDNAME *ddname*

Explanation: The Database Recovery utility program found the creation date of the accumulated change input data set to be earlier than the creation date of the image dump data set. Because all records are already on the dump, the accumulated change input data set is not being used.

System action: Processing terminates with a nonzero return code.

Problem determination: 2, 3, 8, 36. Also, if running under the Utility Control Facility, rerun the job with a FUNCTION=OP,MSGNUM=326 control statement in the DFSYSIN data set. Supply a SYSUDUMP DD statement to this step.

Module: DFSUCP40, DFSUDMP0, DFSURDB0

Related information:

Chapter 2, “IMS problem determination,” on page 13

DFS327W NO RECORDS ON DDNAME *ddname* FOR RECOVERED DATASET

Explanation: A utility program scanned the input data set *ddname* for records applicable to the data set being recovered, but none were found.

Programmer response: Ensure that the input data set was correct. If not, correct the JCL, and resubmit the job.

Problem determination: 2, 3, 8, 36. Also, if running under the Utility Control Facility, rerun the job with a FUNCTION=OP,MSGNUM=327 control statement in the DFSYSIN data set. Supply a SYSUDUMP DD statement to this step.

Module: DFSUCP40, DFSURDB0

Related information:

Chapter 2, “IMS problem determination,” on page 13

DFS328A DDNAME *ddname* REQUIRED BUT WAS NOT SUPPLIED FOR FUNCTION *ff*

Explanation: A utility program found that a required data set *ddname* was not supplied.

System action: Processing terminates with a nonzero return code.

Programmer response: Supply the required DD

statements, and resubmit the job.

Problem determination: 2, 3, 8, 36. Also, if running under the Utility Control Facility, rerun the job with a FUNCTION=OP,MSGNUM=328 control statement in the DFSYSIN data set. Supply a SYSUDUMP DD statement to this step.

Module: DFSUCP40

Related information:

Chapter 2, “IMS problem determination,” on page 13

DFS329A HEADER RECORD ON DDNAME *ddname* IS NOT CONSISTENT WITH *ddname*ldbpcb FOR FUNCTION *ff*

Explanation: A utility program encountered an input data set header record whose data set description does not match the DBD description, or the header record of the other input data set indicated.


System action: Processing terminates with a nonzero return code.

Programmer response: Ensure that all inputs are correct, and resubmit the job. See abend code 302.

Problem determination: 2, 3, 8, 35. Also, if running under the Utility Control Facility, rerun the job with a FUNCTION=OP,MSGNUM=329 control statement in the DFSYSIN data set. Supply a SYSUDUMP DD statement to this step.

Module: DFSUCP40, DFSURDB0

Related information:

 IMS abend 0302

Chapter 2, “IMS problem determination,” on page 13

DFS330A DDNAME *ddname* IS OUT OF SEQUENCE FOR FUNCTION *ff* REASON=*r*

Explanation: A utility program encountered an OSAM/ESDS record in the data set *ddname* whose relative block number was lower than the last record update. The reason codes and their meanings are:

Codes

Explanation

- 1 An ESDS or an OSAM RBN key-sequence error occurred.
- 2 A KSDS key-sequence error occurred.
- 3 The log dates are out of sequence (not in ascending sequence).
- 4 The date-time in a change accumulation record is later than the date-time in a log record which is to be merged.


System action: Processing terminates with a nonzero return code.

Programmer response: The input file is in error; re-create it, and resubmit the job. See abend code 0302.

Problem determination: 2, 3, 8, 35. Also, if running under the Utility Control Facility, rerun the job with a FUNCTION=OP,MSGNUM=330 control statement in the DFSYSIN data set. Supply a SYSUDUMP DD statement to this step.

Module: DFSURDB0

Related information:

 IMS abend 0302

Chapter 2, "IMS problem determination," on page 13

DFS331A DDNAME *ddname* IS AN EMPTY DATASET BUT SHOULD NOT BE

Explanation: A utility program attempted to read a data set, but got an immediate end-of-file condition.

System action: Processing terminates with a nonzero return code.

Programmer response: Ensure that the appropriate data set was supplied. Correct any error, and resubmit the job.

Problem determination: 2, 3, 8, 36. Also, if running under the Utility Control Facility, rerun the job with a FUNCTION=OP,MSGNUM=331 control statement in the DFSYSIN data set. Supply a SYSUDUMP DD statement to this step.

Module: DFSUCP40

Related information:

Chapter 2, "IMS problem determination," on page 13

DFS332A OSAM RECORD FROM DDNAME *ddname* HAS RBN *nnnnnnnn* AND IS BEYOND THE CURRENT END OF THE DATASET

Explanation: The Database Recovery utility encountered an OSAM record in the accumulated change or log input data set (*ddname*) that contained an RBN value that was greater than the RBN value of the next block after the end of the data set. This condition should never exist under normal operation, because inserts always use the next sequential RBN value after the end of the data set. The most probable cause for this is that an applicable log data set was not included in either this run or an accumulation run. Another possibility is that a HISAM reorganization unload was run, the corresponding reload was not performed, and the unload tape was used as an input to the recovery program.


System action: Processing terminates with a nonzero return code.

Programmer response: Ensure that all supplied inputs are correct, and resubmit the job. See abend code 0302.

Problem determination: 2, 3, 5, 6, 8, 12, 14, 17g, 35. Also, if running under the Utility Control Facility, rerun the job with a FUNCTION=OP,MSGNUM=332 control statement in the DFSYSIN data set. Supply a SYSUDUMP DD statement to this step.

Module: DFSUCP40, DFSURDB0

Related information:

 0302 (Messages and Codes)

Chapter 2, "IMS problem determination," on page 13

DFS333A KEY ID ON DDNAME *ddname* DOES NOT EXIST IN DDNAME *ddname* DATASET

Explanation: The recovery program encountered a change accumulation or a system log record for a KSDS data set with a key that does not exist in the recovered data set. This indicates the input supplied was not correct. Normal operation requires that if a record on the change accumulation or the system log is not an entire and complete record, then it must already exist in the database data set or the image copy. There are two basic reasons this message would be issued. These database errors are commonly caused by using the wrong image copy, or because a log data set was missed during change accumulation.

- The change accumulation or system log record is for a partial update (indicated by an offset greater than zero). This record cannot be processed because the database record does not exist.
- The change accumulation record contains changes for two separate areas in a database record. This record cannot be processed because the database record does not exist.

System action: Processing terminates with a nonzero return code.

Programmer response: Ensure that all input data sets are correct, and resubmit the job. See abend code 302.

Problem determination: 2, 3, 8, 35. Also, if running under the Utility Control Facility, rerun the job with a FUNCTION=OP,MSGNUM=333 control statement in the DFSYSIN data set. Supply a SYSUDUMP DD statement to this step.

Module: DFSUCP40, DFSURDB0

Related information:

 0302 (Messages and Codes)

Chapter 2, "IMS problem determination," on page 13

DFS334I DDNAME *ddname* DATASET MAY BE SCRATCHED

Explanation: The Utility Control Facility has determined that the named data set *ddname* is not required for RESTART and can be released for other uses.

Programmer response: Verify that this determination is correct, then dispose of data set with normal procedures.

Problem determination: 2, 3, 8, 36. Also, if running under the Utility Control Facility, rerun the job with a FUNCTION=OP,MSGNUM=334 control statement in the DFSYSIN data set. Supply a SYSUDUMP DD statement to this step.

Module: DFSUCPA0, DFSUCP60

Related information:

Chapter 2, "IMS problem determination," on page 13

DFS335A DDNAME *ddname* DATASET MUST BE KEPT IF RESTART IS TO BE USED

Explanation: The Utility Control Facility has determined that the named data set with the identified *ddname* is required to complete the functions requested in the DFSYSIN data set.

System action: Processing terminates with a nonzero return code.

Programmer response: Keep the named data sets for subsequent RESTART.

Problem determination: 2, 3, 8, 36. Also, if running under the Utility Control Facility, rerun the job with a FUNCTION=OP,MSGNUM=335 control statement in the DFSYSIN data set. Supply a SYSUDUMP DD statement to this step.

Module: DFSUCP00

Related information:

Chapter 2, "IMS problem determination," on page 13

DFS336I WTOR REPLY REQUESTS TERMINATION, RESTART MESSAGE WILL BE WRITTEN

Explanation: The operator replied to the Utility Control Facility WTOR and specified that the program should terminate.

System action: Appropriate messages are written to allow RESTART to be run.

Programmer response: Change the JCL to allow for the RESTART, and resubmit the job.

Problem determination: 2, 3, 8, 36. Also, if running under the Utility Control Facility, rerun the job with a FUNCTION=OP,MSGNUM=336 control statement in the DFSYSIN data set. Supply a SYSUDUMP DD statement to this step.

Module: DFSUCPA0, DFSUCP60

Related information:

Chapter 2, "IMS problem determination," on page 13

DFS337A BUFFER POOL TOO SMALL FOR FUNCTION *ff*

Explanation: A utility program requested buffer pool space, but none was available.

System action: Processing terminates with a nonzero return code.

Programmer response: Increase the buffer pool specification, and resubmit the job.

Problem determination: 2, 3, 8, 36. Also, if running under the Utility Control Facility, rerun the job with a FUNCTION=OP,MSGNUM=337 control statement in the DFSYSIN data set. Supply a SYSUDUMP DD statement to this step.

Module: DFSUDMP0, DFSURDB0, DFSURGL0, DFSURGU0, DFSURRLO, DFSURUL0

Related information:

Chapter 2, "IMS problem determination," on page 13

DFS338A DATASET DDNAME *ddname* IS TOO SMALL FOR FUNCTION *ff*

Explanation: A utility program attempted to add a record to the data set *ddname*, but all available extents were used and unavailable.

System action: Processing terminates with a nonzero return code.

Programmer response: If the data set is HISAM organization, increase the space allocation. If the data set is HD organization, ensure that input data was correct, and resubmit the job.

Problem determination: 2, 3, 8, 36. Also, if running under the Utility Control Facility, rerun the job with a FUNCTION=OP,MSGNUM=338 control statement in the DFSYSIN data set. Supply a SYSUDUMP DD statement to this step.

Module: DFSUDMP0, DFSURDB0, DFSURGL0

Related information:

Chapter 2, "IMS problem determination," on page 13

DFS339I FUNCTION *ff* HAS COMPLETED {NORMALLY|ABNORMALLY}{*rc=nn*|*x*} NO. OF UPDATES=*nnnnnnnn*}

Explanation: A utility program completed processing. The return code might not be printed, depending on the utility processing. The letter *x* indicates the sort phase and is present depending on the utility processing. The return codes for the individual utility programs are documented with the information on the utility.

For FUNCTION PU, the NO. OF UPDATES=*nnnnnnnn* phrase is included, where *nnnnnnnn* is the count of records on the input DFSURWF3 data set generated by the Prefix Resolution utility. This count might differ

between identical utility runs under UCF versus non-UCF for some combinations of data and database configurations.

Problem determination: 2, 3, 8, 18, 36. Also, if running under the Utility Control Facility, rerun the job with a FUNCTION=OP,MSGNUM=339 control statement in the DFSYSIN data set. Supply a SYSUDUMP DD statement in this step.

Module: DFSUCMN0, DFSUCP40, DFSUCUM0, DFSUDMP0, DFSURDB0, DFSURGL0, DFSURGP0, DFSURGS0, DFSURG10, DFSURPR0, DFSURRL0

Related information:

Chapter 2, "IMS problem determination," on page 13

DFS340I DATABASE *dbdname* HAS BEEN SUCCESSFULLY {UNLOADED | LOADED | RECOVERED} BY FUNCTION *ff* [DATASET *ddname*]

Explanation: The described function has been completed. The printing of DATASET *ddname* is dependent on the utility being run.

Problem determination: 2, 3, 8, 36. Also, if running under the Utility Control Facility, rerun the job with a FUNCTION=OP,MSGNUM=340 control statement in the DFSYSIN data set. Supply a SYSUDUMP DD statement to this step.

Module: DFSUCP40, DFSURGL0, DFSURGS0, DFSURGU0, DFSURRL0

Related information:

Chapter 2, "IMS problem determination," on page 13

DFS341A CATASTROPHIC ERROR OCCURRED IN DL/I DURING FUNCTION *ff*

Explanation: A utility program requested DL/I to perform an operation on the data set being processed. The PST return code (PSTRICDE) indicates why the task cannot be performed.

System action: Processing terminates with a nonzero return code.

Programmer response: Ensure that the IMS system and all control statements are valid, and resubmit the job.

Problem determination: 2, 3, 8, 36. Also, if running under the Utility Control Facility, rerun the job with a FUNCTION=OP,MSGNUM=341 control statement in the DFSYSIN data set. Supply a SYSUDUMP DD statement to this step.

Module: DFSUDMP0, DFSURDB0, DFSURGL0, DFSURGU0, DFSURRL0, DFSURUL0

Related information:

Chapter 2, "IMS problem determination," on page 13

DFS342I RESTART NOT REQUESTED, NORMAL PROCESSING BEGINS

Explanation: This message indicates a normal startup for the Utility Control Facility.

User response: No action is required.

Module: DFSUCP40, DFSURGU0

DFS343W DDNAME *ddname* WAS SPECIFIED AS DD DUMMY OR WAS OMITTED FOR FUNCTION *ff*

Explanation: The *ddname* described was flagged as a possible error. *ff* indicates the name of the function.

System action: Processing terminates with a nonzero return code.

Programmer response: Verify that the JCL is correct. If not, correct, and resubmit the job.

Problem determination: 2, 3, 8, 36

Also, if running under the Utility Control Facility, rerun the job with a FUNCTION=OP,MSGNUM=343 control statement in the DFSYSIN data set. Supply a SYSUDUMP DD statement to this step.

Module: DFSUCP40, DFSURGU0

Related information:

Chapter 2, "IMS problem determination," on page 13

DFS344W DDNAME FOR *output* COPY WAS | WAS NOT SUPPLIED, *n* COPY REQUESTED FOR FUNCTION *ff*

Explanation: A utility program was directed by a control statement to create *n* copies of the output data set but a *ddname* was/was not supplied.

System action: Processing terminates with a nonzero return code.

Programmer response: If one copy was requested, remove the *ddname* for the second copy from the control statement. If two copies are requested, add the second *ddname* to the control statement. If one copy was requested, but no *ddname* was supplied, supply it, and resubmit the job.

Problem determination: 2, 3, 8, 36. Also, if running under the Utility Control Facility, rerun the job with a FUNCTION=OP,MSGNUM=344 control statement in the DFSYSIN data set. Supply a SYSUDUMP DD statement to this step.

Module: DFSUCP40, DFSURGU0, DFSURUL0

Related information:

Chapter 2, "IMS problem determination," on page 13

DFS345I RESTART REQUESTED, RESTART PROCESSING BEGINS

Explanation: This message identifies a startup for the Utility Control Facility when the PARM= or a FUNCTION=OP,REQUEST=RESTART control statement in the DFSYSIN data set has requested a RESTART.

Module: DFSUCP40, DFSURGU0

DFS346A NO ALTERNATE UNIT AVAILABLE FOR DDNAME *ddname* FOR FUNCTION *ff*

Explanation: A utility program encountered a permanent I/O error on an output data set, and no alternate output unit was available.

System action: Processing terminates with a nonzero return code.

Programmer response: If two copies were requested, one copy had already terminated because of an I/O error. There is no valid output for this execution; therefore, ensure that output units and volumes are in good working order, and resubmit the job.

Problem determination: 2, 3, 8, 23, 36

Also, if running under the Utility Control Facility, rerun the job with a FUNCTION=OP,MSGNUM=346 control statement in the DFSYSIN data set. Supply a SYSUDUMP DD statement to this step.

Module: DFSUCP40, DFSURGU0

Related information:

Chapter 2, "IMS problem determination," on page 13

DFS347I CONTROL DATASET BUILT ON DDNAME *ddname*

Explanation: The Utility Control Facility has constructed the Control Dataset and written it to the data set *ddname*. This data set is required if a RESTART is needed.

Programmer response: At the normal termination of the Utility Control Facility processing, this data set can be scratched. If a condition that can be restarted is encountered, this data set must be supplied as the DFSOCDS DD data set.

Module: DFSUCP40, DFSURGU0

DFS348A UNEXPECTED RETURN STATUS *ss* ON CALL FROM FUNCTION *ff*

Explanation: A utility program encountered an unexpected return status after a DL/I call. The *ss* is replaced by the actual status received.

System action: Processing terminates with a nonzero return code.

Programmer response: Correct the error, and resubmit the job.

Problem determination: 2, 3, 8, 36. Also, if running under the Utility Control Facility, rerun the job with a FUNCTION=OP,MSGNUM=348 control statement in the DFSYSIN data set. Supply a SYSUDUMP DD statement to this step.

Module: DFSUCP40, DFSURGL0, DFSURGU0

Related information:

Chapter 2, "IMS problem determination," on page 13

DFS349I ALL FUNCTION TYPE *ff* REQUESTS COMPLETED

Explanation: The Utility Control Facility completed processing all requests of the stated type. This message provides an additional cross-check to this processing. It is issued even though you did not request any of this type of processing, so you can verify that all functions were attempted.

Programmer response: If all messages are satisfied, no further action is required. If all functions were not completed, change the DFSYSIN data set control statements to request those functions that were not completed, and resubmit the job. Do not specify RESTART.

Module: DFSUCP40, DFSURGU0

DFS350A DATABASE *dbname* CONTAINS NO DATASETS

Explanation: A utility program encountered a DBD that did not contain any data set groups.

System action: Processing terminates with a nonzero return code.

Programmer response: Check the DBD defining this database. A primary data set name is required. Correct the error, and resubmit the job.

Problem determination: 2, 3, 8, 36. Also, if running under the Utility Control Facility, rerun the job with a FUNCTION=OP, MSGNUM=350 control statement in the DFSYSIN data set. Supply a SYSUDUMP DD statement to this data set.

Module: DFSUCCT0

Related information:

Chapter 2, "IMS problem determination," on page 13

Chapter 11. DFS messages, DFS351W -DFS400I

This topic contains the following messages:

DFS351W DFSYSIN DATA SCANNED FOR OPTION REQUESTS ONLY

Explanation: The Utility Control Facility was restarted. Since the old control data set defines the functions to be used, the new DFSYSIN data set is processed for FUNCTION=OP types of control requests.

System action: Processing continues.

Programmer response: Verify that the processing was indeed to be restarted. If it was, no further action is needed. If it was not, correct the JCL to remove the request for RESTART, and resubmit the job.

Problem determination: 2, 3, 8, 36. Also, if running under the Utility Control Facility, rerun the job with a FUNCTION=OP,MSGNUM=351 control statement in the DFSYSIN data set. Supply a SYSUDUMP DD statement to this step.

Module: DFSUCP40, DFSURGU0

Related information:

Chapter 2, “IMS problem determination,” on page 13

DFS352I DFSYSIN DATA OPTIONS HAVE BEEN SUPPLEMENTED WITH DEFAULTS

Explanation: The Utility Control Facility has augmented the DFSYSIN data set requests with defaults.

Module: DFSUCP40, DFSURGU0

DFS353A CONTROL DATASET IS INVALID OR CONTAINS CONFLICTING REQUESTS

Explanation: An error has been detected by the Utility Control Facility that made the control data set unacceptable for use. Prior messages define the reason for this condition.

System action: Processing terminates with a nonzero return code.

Programmer response: Correct any errors, and resubmit the job. Do not indicate RESTART.

Problem determination: 2, 3, 8, 36. Also, if running under the Utility Control Facility, rerun the job with a FUNCTION=OP,MSGNUM=353 control statement in the DFSYSIN data set. Supply a SYSUDUMP DD statement to this step.

Module: DFSUCP40, DFSURGU0

Related information:

Chapter 2, “IMS problem determination,” on page 13

DFS354I NO ERRORS DETECTED. DATA BASE RELOAD SUCCESSFUL.

Explanation: The HD Reorganization Reload Utility has successfully reloaded the database.

Module: DFSURGL0

DFS355I ERRORS DETECTED. DATA BASE RELOAD UNSUCCESSFUL.

Explanation: Errors described in preceding messages have precluded the successful reloading of the database.

Programmer response: Correct the errors, and resubmit the job.

Module: DFSURGL0

DFS356A HEADER RECORD NOT FOUND ON DDNAME *ddname* FOR FUNCTION *ff*

Explanation: A utility program found the input data set *ddname* was not a valid data set for this function. The header record on the input file was invalid or of the wrong format for the requested processing.

System action: Processing terminates with a nonzero return code.

Programmer response: Ensure that the input was correct. If it was, this input file is incorrect and must be recreated. After the file is corrected, resubmit the job. See abend code 0302.

Problem determination: 2, 3, 8, 35. Also, if running under the Utility Control Facility, rerun the job with a FUNCTION=OP,MSGNUM=356 control statement in the DFSYSIN data set. Supply a SYSUDUMP DD statement to this step.

Module: DFSUCP40, DFSUC350, DFSURDB0

Related information:

 0302 (Messages and Codes)

Chapter 2, “IMS problem determination,” on page 13

DFS357A RESTART FAILURE-DFSOCDS IS NOT READABLE

Explanation: When the Utility Control Facility was

attempting to perform a RESTART, an error occurred that prevented successful reading of the old control data set.

System action: Processing terminates with a nonzero return code.

Programmer response: Ensure that the correct data set was supplied. Move data set to another device (in the case of I/O errors), and resubmit the job.

Problem determination: 2, 3, 8, 36. Also, if running under the Utility Control Facility, rerun the job with a FUNCTION=OP,MSGNUM=357 control statement in the DFSYSIN data set. Supply a SYSUDUMP DD statement to this step.

Module: DFSUCP40, DFSURUL0

Related information:

Chapter 2, "IMS problem determination," on page 13

DFS358A **INVALID SEGMENT CODE *ss* FOUND IN DATABASE *dbdname* DDNAME *ddname* ON FUNCTION *ff***

Explanation: A utility program encountered a segment with a physical segment code of zero or higher than the highest segment code in the associated DBD *dbdname* data set *ddname*. The segment code replaces the *ss*.

System action: Processing terminates with a nonzero return code.

Programmer response: Ensure that the DBD supplied accurately describes the database. If the data integrity of the database is questionable, run the Database Recovery utility program against the database in question, and resubmit the job.

Problem determination: 2, 3, 8, 36. Also, if running under the Utility Control Facility, rerun the job with a FUNCTION=OP,MSGNUM=358 control statement in the DFSYSIN data set. Supply a SYSUDUMP DD statement to this step.

Module: DFSUCP40, DFSURUL0

Related information:

Chapter 2, "IMS problem determination," on page 13

DFS359A **RESTART FAILURE-FUNCTION *ff* NOT FOUND IN DFSOCDS**

Explanation: When the Utility Control Facility was attempting to perform a RESTART of a function, function *ff* was not indicated as required in the control data set. This problem does not happen under normal processing.

System action: Processing terminates with a nonzero return code.

Programmer response: Ensure that the proper control data set has been specified on the DFSOCDS DD

statement. Ensure that the proper journal data set has been specified on the DFSOJRNLD DD statement. Ensure that a RESTART is wanted, and resubmit the job.

Problem determination: 2, 3, 8, 36. Also, if running under the Utility Control Facility, rerun the job with a FUNCTION=OP,MSGNUM=359 control statement in the DFSYSIN data set. Supply a SYSUDUMP DD statement to this step.

Module: DFSUCP40, DFSURUL0

Related information:

Chapter 2, "IMS problem determination," on page 13

DFS360I **ERROR-ID CARD ERROR ENCOUNTERED**

Explanation: The Change Accumulation utility encountered a control statement with a control code of ID that was invalid.

Programmer response: Correct the control statement, and resubmit the job.

Module: DFSUCCT0

DFS361A **DFSNDCS IS NOT READABLE, RESTART NOT POSSIBLE, RE-RUN JOB FROM BEGINNING**

Explanation: While the Utility Control Facility was attempting to write or read the new control data set from the DFSNCDS file, an error was detected. This error might be either physical device oriented or logical in nature.

System action: Processing terminates with a nonzero return code.

Programmer response: If the processing being done is a RESTART, verify that the DFSNCDS data set was properly allocated. If the processing was not RESTART, the error was probably caused by user-supplied control statement information and a prior message will reflect this error. Correct any errors, and resubmit the job.

Problem determination: 2, 3, 8, 36. Also, if running under the Utility Control Facility, rerun the job with a FUNCTION=OP,MSGNUM=361 control statement in the DFSYSIN data set. Supply a SYSUDUMP DD statement to this step.

Module: DFSUCP40

Related information:

Chapter 2, "IMS problem determination," on page 13

DFS362I *function* **HAS TERMINATED WITH RETURN CODE *nn***

Explanation: The currently running utility has terminated and is passing return code *nn*.

Programmer response: If the return code is zero, no further action is required. If the return code is nonzero,

correct any errors, and resubmit the job.

Problem determination: 2, 3, 8, 36. Also, if running under the Utility Control Facility, rerun the job with a FUNCTION=OP,MSGNUM=362 control statement in the DFSYSIN data set. Supply a SYSUDUMP DD statement to this step.

Module: DFSUCMN0

Related information:

Chapter 2, "IMS problem determination," on page 13

DFS363A {*ALL | *OTHER} SPECIFIED MORE THAN ONCE FOR FUNCTION CA

Explanation: The stated parameter was stated more than once. If a DB0 statement is used, you cannot also use a DB1*ALL statement. Only one DB statement can specify the *OTHER parameter.

System action: Processing terminates with a nonzero return code.

Programmer response: Correct the control statements, and resubmit the job.

Problem determination: 2, 3, 8, 36. Also, if running under the Utility Control Facility, rerun the job with a FUNCTION=OP,MSGNUM=363 control statement in the DFSYSIN data set. Supply a SYSUDUMP DD statement to this step.

Module: DFSUCCT0, DFSUCP40, DFSUCUM0

Related information:

Chapter 2, "IMS problem determination," on page 13

DFS364W DDNAME *ddname* SPECIFIED MORE THAN ONCE

Explanation: A control statement has specified a dbdname/ddname combination on more than one control statement.

System action: Processing continues; the duplicate control statement is ignored.

Programmer response: Correct the control statement, and resubmit the job.

Problem determination: 2, 3, 8, 36. Also, if running under the Utility Control Facility, rerun the job with a FUNCTION=OP,MSGNUM=364 control statement in the DFSYSIN data set. Supply a SYSUDUMP DD statement to this step.

Module: DFSUCUM0

Related information:

Chapter 2, "IMS problem determination," on page 13

DFS365A {DDNAME | DBNAME} TABLE HAS OVERFLOWED

Explanation: A utility program encountered more ddnames and dbnames than were specified, and the anticipated size of the memory table was exceeded.

System action: Processing terminates with a nonzero return code.

Programmer response: If an ID control statement was supplied, increase the maximum ddname and dbname specification. If not, supply one with the correct change, and resubmit the job.

Problem determination: 2, 3, 8, 36. Also, if running under the Utility Control Facility, rerun the job with a FUNCTION=OP,MSGNUM=365 control statement in the DFSYSIN data set. Supply a SYSUDUMP DD statement to this step.

Module: DFSUCUM0

Related information:

Chapter 2, "IMS problem determination," on page 13

DFS366A REQUEST *nnnn* IS A DUPLICATE FUNCTION REQUEST OF REQUEST *nnnn* AND IS AN ERROR

Explanation: The Utility Control Facility detected duplicate requests. The two input control request numbers replace the *nnnn* values.

System action: Processing terminates with a nonzero return code.

Programmer response: Remove one of the requests, and resubmit the job.

Problem determination: 2, 3, 8, 36. Also, if running under the Utility Control Facility, rerun the job with a FUNCTION=OP,MSGNUM=366 control statement in the DFSYSIN data set. Supply a SYSUDUMP DD statement to this step.

Module: DFSUCUM0

Related information:

Chapter 2, "IMS problem determination," on page 13

DFS367I UTILITY CONTROL FACILITY RUNNING, ENTER REQUESTS AS NEEDED

Explanation: The Utility Control Facility has finished initialization and is preparing to run the requested functions. This message is also the WTOR message, and is displayed on the operator console to allow communications with the running program.

Programmer response: No action is required unless special termination or status information is required.

Module: DFSUCP40, DFSUCUM0

DFS368I **ERLG RECORD ENCOUNTERED FOR DATABASE *dbdname* DATASET *ddname* ON VOLUME *vol. ser.* FOR FUNCTION CA**

Explanation: The Change Accumulation utility has encountered an Error Log Record (ERLG) in the input files. You can consider track recovery.

Operator response: The console operator should report this problem to the submitter of the job.

Programmer response: Notify Database Management personnel so they can determine which type of database recovery to use with this change accumulation data.

Problem determination: 2, 3, 8, 36. Also, if running under the Utility Control Facility, rerun the job with a FUNCTION=OP,MSGNUM=368 control statement in the DFSYSIN data set. Supply a SYSUDUMP DD statement to this step.

Module: DFSUCMN0, DFSUCP40, DFSUCUM0

Related information:

Chapter 2, "IMS problem determination," on page 13

DFS369I **{FUNCTION IS *ff* [FOR DATABASE *dbdname*] [DATASET *ddname*] | INVALID REPLY}**

Explanation: This message is issued in response to the reply to the WTOR of the Utility Control Facility. If an invalid reply was made, the second message is issued.

System action: Processing continues.

Module: DFSUCUM0

DFS370W **REQUEST *nnnn* IS NOT REQUIRED AND IS IGNORED**

Explanation: A DB Scan, Prefix Resolution, or Prefix Update control request was supplied when it was not required; processing continues.

System action: Processing continues.

Problem determination: 2, 3, 8, 36. Also, if running under the Utility Control Facility, rerun the job with a FUNCTION=OP,MSGNUM=370 control statement in the DFSYSIN data set. Supply a SYSUDUMP DD statement to this step.

Module: DFSUCP40

Related information:

Chapter 2, "IMS problem determination," on page 13

DFS371A **A RECORD KEY LENGTH *nnn* IS LONGER THAN SPECIFIED FOR FUNCTION CA**

Explanation: An input record has been encountered with a key length *nnn*, which is longer than was

specified on an ID control statement, or if no ID statement was supplied, a key longer than 10 bytes was encountered.

System action: Processing terminates with a nonzero return code.

Programmer response: Supply an ID control statement with a correct key length specification, and resubmit the job.

Problem determination: 2, 3, 8, 36. Also, if running under the Utility Control Facility, rerun the job with a FUNCTION=OP,MSGNUM=371 control statement in the DFSYSIN data set. Supply a SYSUDUMP DD statement to this step.

Module: DFSUCCT0, DFSUCUM0

Related information:

Chapter 2, "IMS problem determination," on page 13

DFS372A **DBD *dbdname* CONTAINS A BLANK DDNAME**

Explanation: The DBD *dbdname* specified in the text has a prime ddname that is blank.

System action: Processing terminates with a nonzero return code.

Programmer response: This error indicates that the DBD specified is a logical DBD. Correct the control statement specification, and resubmit the job.

Problem determination: 2, 3, 8, 36. Also, if running under the Utility Control Facility, rerun the job with a FUNCTION=OP,MSGNUM=372 control statement in the DFSYSIN data set. Supply a SYSUDUMP DD statement to this step.

Module: DFSUCMN0, DFSUCP40

Related information:

Chapter 2, "IMS problem determination," on page 13

DFS373A **DDNAME DFSUCUM0 IS NOT A VALID OLD CHANGE ACCUMULATION DATASET**

Explanation: An old accumulated data set was supplied which did not have a header record of the correct format.

System action: Processing terminates with a nonzero return code.

Programmer response: Correct inputs, and resubmit the job.

Problem determination: 2, 3, 8, 36. Also, if running under the Utility Control Facility, rerun the job with a FUNCTION=OP,MSGNUM=373 control statement in the DFSYSIN data set. Supply a SYSUDUMP DD statement to this step.

Module: DFSUCMN0, DFSUCP40, DFSUC350

Related information:

Chapter 2, “IMS problem determination,” on page 13

**DFS374W WARNING-NO CHANGE RECORDS
 FOUND ON LOG(S)**

Explanation: Either the log input supplied did not contain any records with a log record code of X'50', or all records were before the purge date.

System action: Processing continues.

Programmer response: Ensure that all inputs are correct. If not, correct inputs and resubmit the job.

Problem determination: 2, 3, 8, 36. Also:

- If you are running under the Utility Control Facility, rerun the job with a FUNCTION=OP,MSGNUM=374 control statement in the DFSYSIN data set. Supply a SYSUDUMP DD statement to this step.
- If you are running change accumulation because you received message DSP0281I, update the RECON to show that the change accumulation was performed.

Module: DFSUCMN0, DFSUCP40, DFSUCUM0

Related information:

 DSP0281I (Messages and Codes)

Chapter 2, “IMS problem determination,” on page 13

**DFS375A DFSOJRNL IS NOT CONSISTENT,
 RESTART NOT POSSIBLE**

Explanation: The Utility Control Facility determined that the input old journal data set is not correct, or is not proper for the associated DFSOCDs data set.

System action: Processing terminates with a nonzero return code.

Programmer response: Ensure that the proper input files are supplied, and that a RESTART is to be done, and resubmit the job.

Problem determination: 2, 3, 8, 36. Also, if running under the Utility Control Facility, rerun the job with a FUNCTION=OP,MSGNUM=375 control statement in the DFSYSIN data set. Supply a SYSUDUMP DD statement to this step.

Module: DFSUCP40

Related information:

Chapter 2, “IMS problem determination,” on page 13

**DFS376A AN APPARENT SORT SEQUENCE
 ERROR HAS BEEN DETECTED**

Explanation: A record has been received at SORT EXIT 35, which is of a lower sequence than the last record received. This is an internal system error.

System action: Processing terminates with a nonzero return code.

Problem determination: 2, 3, 8, 36. Also, if running under the Utility Control Facility, rerun the job with a FUNCTION=OP,MSGNUM=376 control statement in the DFSYSIN data set. Supply a SYSUDUMP DD statement to this step.

Module: DFSUCMN0, DFSUCP40

Related information:

Chapter 2, “IMS problem determination,” on page 13

**DFS377A CHECKPOINT INPUT INVALID ON
 DDNAME *ddname* FOR FUNCTION *ff***

Explanation: A utility program was supplied a restart data set that was not of proper format.

System action: Processing continues.

Programmer response: If a RESTART was not required, remove the DD statement DFSURSRT. If a RESTART was required, ensure that the DD statement is correct, and resubmit the job. If the DD statement was correct, the checkpoint data set has been destroyed and cannot be used. RESTART the job from the beginning.

Problem determination: 2, 3, 8, 36. Also, if running under the Utility Control Facility, rerun the job with a FUNCTION=OP,MSGNUM=377 control statement in the DFSYSIN data set. Supply a SYSUDUMP DD statement to this step.

Module: DFSUCP40, DFSURGU0

Related information:

Chapter 2, “IMS problem determination,” on page 13

**DFS378I CHECKPOINT RESTART
 SUCCESSFULLY POSITIONED FOR
 FUNCTION *ff***

Explanation: The Utility Control Facility has successfully positioned input, output, and database files.

Problem determination: 2, 3, 8, 36. Also, if running under the Utility Control Facility, rerun the job with a FUNCTION=OP,MSGNUM=378 control statement in the DFSYSIN data set. Supply a SYSUDUMP DD statement to this step.

Module: DFSUCP40, DFSURGU0

Related information:

Chapter 2, “IMS problem determination,” on page 13

**DFS379I ERRORS DETECTED-CHECKPOINT
 RESTART UNSUCCESSFUL**

Explanation: The checkpoint restart attempt was unsuccessful because of conditions described by preceding messages.

Programmer response: If the error encountered can be corrected, correct the error and resubmit the job.

Otherwise, restart the job from the beginning.

Module: DFSURGU0

DFS380A UNABLE TO POSITION DATABASE
dbdname **FOR FUNCTION** *ff*

Explanation: While attempting to position database *dbdname*, a utility program could not locate the checkpointed segment.

System action: Processing terminates with a nonzero return code.

Programmer response: Ensure that all DD statements are correct and the database has not been changed between the original unload and the RESTART attempt. If corrections can be made, resubmit the job. Otherwise, restart the job from the beginning.

Problem determination: 2, 3, 8, 36. Also, if running under the Utility Control Facility, rerun the job with a FUNCTION=OP,MSGNUM=380 control statement in the DFSYSIN data set. Supply a SYSUDUMP DD statement to this step.

Module: DFSUCP40, DFSURGU0

Related information:

Chapter 2, "IMS problem determination," on page 13

DFS381I **CHKPNT***nmmn*, {****|*vol1*}, {****|*vol2*},
segname

Explanation: The system writes this message to the console every time a checkpoint is taken by the HD Reorganization Unload utility program.

In the message text:

nmmn A decimal value 1 - 9999, incremented by 1 for every checkpoint taken

vol1 The current primary output volume serial number or asterisks indicating that the primary output volume is not in use

vol2 The current secondary output volume serial or asterisks indicating that the secondary output volume is not in use

segname The segment name of the segment being retrieved when the checkpoint was taken

User response: No action is required.

Module: DFSURGU0

DFS382A **DBD** *dbdname* **IS NOT A VALID DBD**
FOR THIS FUNCTION *ff*

Explanation: The DBD *dbdname* supplied on a control statement was used to load a DBD. Upon examination of the DBD, it was discovered that the DBD was not a valid IMS DBD, or it was a HALDB and the utility does not support HALDBs

System action: Processing terminates with a nonzero return code.

Programmer response: Either correct the control statement, or if the control statement is correct, replace the DBD with a valid IMS DBD.

Problem determination: 2, 3, 8, 36. Also, if running under the Utility Control Facility, rerun the job with a FUNCTION=OP,MSGNUM=382 control statement in the DFSYSIN data set. Supply a SYSUDUMP DD statement to this step.

Module: DFSUCP40, DFSURUL0

Related information:

Chapter 2, "IMS problem determination," on page 13

DFS383A **INPUT RECORDS ARE NOT IN**
SEQUENCE FROM DDNAME *ddname*
FOR FUNCTION *ff*

Explanation: A root segment has been encountered with a sequence field (key) equal to or lower than the previous root segment processed.


System action: Execution is terminated.

Programmer response: If the abend option was specified and a SYSUDUMP or SYSABEND DD statement was provided, abend 0359 is issued, and a storage dump was produced. Register 11 at entry to abend is the address of the current key, and register 9 is the address of the previous key.

Problem determination: 2, 3, 8, 36. Also, if running under the Utility Control Facility, rerun the job with a FUNCTION=OP,MSGNUM=383 control statement in the DFSYSIN data set. Supply a SYSUDUMP DD statement to this step.

Module: DFSUCP40, DFSURUL0

Related information:

 0359 (Messages and Codes)

Chapter 2, "IMS problem determination," on page 13

DFS384A **PROCESSING OF LAST UCF**
REQUEST COMPLETED-RESTART
NOT ALLOWED

Explanation: The Utility Control Facility has completed all requests successfully. Since normal completion has been achieved, RESTART is not allowed.

System action: Processing continues.

Problem determination: 2, 3, 8, 36. Also, if running under the Utility Control Facility, rerun the job with a FUNCTION=OP,MSGNUM=384 control statement in the DFSYSIN data set. Supply a SYSUDUMP DD statement to this step.

Module: DFSUCP40

Related information:

Chapter 2, "IMS problem determination," on page 13

**DFS385A WORK AREA EXCEEDED IN FIELD
 name FOR REQUEST nnnn**

Explanation: The Utility Control Facility was processing a request from the DFSYSIN data set when the field *name* in the DFSUCP70 work area overflowed.

System action: Processing terminates with a nonzero return code.

Programmer response: Too many parameters were specified on the control request *nnnn*. Make multiple control requests to do the same function as the one in error. This action shortens the overall length of the table requirements and still perform the required function. Resubmit the job; do not perform a RESTART.

Problem determination: 2, 3, 8, 36. Also, if running under the Utility Control Facility, rerun the job with a FUNCTION=OP,MSGNUM=385 control statement in the DFSYSIN data set. Supply a SYSUDUMP DD statement to this step.

Module: DFSUCP40

Related information:

Chapter 2, "IMS problem determination," on page 13

**DFS386A A PREMATURE EOF WAS
 ENCOUNTERED ON DDNAME ddname**

Explanation: The utility program was reading an input file when it reached the End of File. This condition was not expected at that precise time, and is therefore an error.

System action: Processing terminates with a nonzero return code.

Programmer response: Ensure that the data set is complete, and resubmit the job.

Problem determination: 2, 3, 8, 36. Also, if running under the Utility Control Facility, rerun the job with a FUNCTION=OP,MSGNUM=386 control statement in the DFSYSIN data set. Supply a SYSUDUMP DD statement to this step.

Module: DFSUCP40, DFSURUL0

Related information:

Chapter 2, "IMS problem determination," on page 13

**DFS387I ERROR-NO VALID RECORDS ON
 INPUT DATASET**

Explanation: The input data set to the HD Reorganization Reload program contained no valid unloaded database records. The return code is 16.

Programmer response: Correct the invalid input, and resubmit the job. Ensure that the HD unload was successful and that the unloaded data set is valid. It

might be necessary to rerun the unload program to re-create the input for the reload before resubmitting the job.

Module: DFSURGL0

**DFS388A DDNAME ddname DID NOT HAVE A
 STATISTICS RECORD FOR
 FUNCTION ff**

Explanation: A utility program was processing an input file *ddname*, and expected to find a statistics record.

System action: Processing terminates with a nonzero return code.

Programmer response: If "NSTAT" was specified on HISAM unload, specify OPTIONS=(NSTAT) in the SYSIN data set for HISAM reload. Correct any errors, and resubmit the job.

Problem determination: 2, 3, 8, 36. Also, if running under the Utility Control Facility, rerun the job with a FUNCTION=OP,MSGNUM=388 control statement in the DFSYSIN data set. Supply a SYSUDUMP DD statement to this step.

Module: DFSUCP40, DFSURGU0

Related information:

Chapter 2, "IMS problem determination," on page 13

**DFS389W PROCESSING FOR THE {FOLLOWING
 | PRECEDING} REQUEST HAS
 TERMINATED {ABNORMALLY |
 NORMALLY}**

Explanation: This informational message is issued to tell the user how a request completed.

System action: Processing terminates normally or abnormally as indicated in this message.

Programmer response: If an abnormal termination has occurred, correct the errors printed prior to this message, and resubmit the job. If a normal termination has occurred, no further action is necessary.

Problem determination: 2, 3, 8, 36. Also, if running under the Utility Control Facility, rerun the job with a FUNCTION=OP,MSGNUM=389 control statement in the DFSYSIN data set. Supply a SYSUDUMP DD statement to this step.

Module: DFSUCP40, DFSURGL0

Related information:

Chapter 2, "IMS problem determination," on page 13

**DFS390A DDNAME ddname HAS AN INVALID
 LOGICAL RECORD FOR FUNCTION ff**

Explanation: The issuing program encountered one of the following errors:

- The input record is not a valid type. The valid types are 00 (logical parent), 10 (logical child), 60 (dummy), and 80 (checkpoint).
- While processing a type 00 or type 10, an invalid logical description exists in the DBD.
- During input processing of work file data sets, a work file record was found that contains a segment not found in the segment descriptor blocks (SDB).

In the first two cases, the work file record is printed for each occurrence of the invalid condition. In the third case, the work file record is printed once and the job terminates. This work file record is from the specified data set on the DFSURWF3 DD statement. The record is printed in hexadecimal with EBCDIC translation.

System action: Processing terminates with a nonzero return code.

Programmer response: Ensure that the complete log data set file is supplied as input, and resubmit the job.

Problem determination: 2, 3, 8, 36. Also, if running under the Utility Control Facility, rerun the job with a FUNCTION=OP,MSGNUM=390 control statement in the DFSYSIN data set. Supply a SYSUDUMP DD statement to this step.

Module: DFSUCMN0, DFSUCP40

Related information:

Chapter 2, "IMS problem determination," on page 13

DFS391I *This message is variable*

Explanation: Anytime a utility must print a general message, it uses this message. No warning or error message uses this number.

Problem determination: 2, 3, 8, 36. Also, if running under the Utility Control Facility, rerun the job with a FUNCTION=OP,MSGNUM=391 control statement in the DFSYSIN data set. Supply a SYSUDUMP DD statement to this step.

Module: DFSUARC0, DFSUARPO, DFSUCCT0, DFSUCP40, DFSUDMP0, DFSUICP0, DFSURDB0, DFSURRL0, DFSULG20, DFSUPNT0

Related information:

Chapter 2, "IMS problem determination," on page 13

DFS392A **DUPLICATE NAMES *name* SPECIFIED ON CONTROL REQUEST FOR FUNCTION *ff***

Explanation: The control statement contains duplicate data definition names (ddnames). This condition would have caused a system abend 0013.

System action: Processing terminates with a nonzero return code.

Programmer response: The control request in error is

flagged on the output printer. Correct the error, and resubmit the job.

Problem determination: 2, 3, 8, 36. Also, if running under the Utility Control Facility, rerun the job with a FUNCTION=OP,MSGNUM=392 control statement in the DFSYSIN data set. Supply a SYSUDUMP DD statement to this step.

Module: DFSUCMN0, DFSUCP40, DFSUDMP0

Related information:

 0013 (Messages and Codes)

Chapter 2, "IMS problem determination," on page 13

DFS393A **BLDL FAILED FOR MODULE *ccccccc***

Explanation: The module listed, *ccccccc*, was not found when the BLDL macro searched the PDS directories for STEPLIB, JOBLIB, SYS1.LINKLIB.

System action: Processing stops for the utility.

Programmer response: Verify that the JCL specifies the correct libraries and that the module is in one of the program libraries. Rerun the job.

Problem determination: 1, 2, 3, 4, 8, 12, 36. Also, if running under the Utility Control Facility, rerun the job with a FUNCTION=OP,MSGNUM=393 control statement in the DFSYSIN data set. Supply a SYSUDUMP DD statement to this step.

Module: DFSUCF00, DFSURDB0

Related reference:

 z/OS: BLDL completion codes

Related information:

Chapter 2, "IMS problem determination," on page 13

DFS394A **AN RBA SEQUENCE ERROR OCCURRED FOR FUNCTION *ff***

Explanation: A utility program was reading an ESDS, and the returned relative byte address (RBA) of the record was not higher than the prior one.

System action: Processing terminates with a nonzero return code.

Programmer response: The database is in error. Recovery of the data set is required. Use the Database Recovery utility to accomplish this recovery.

Problem determination: 2, 3, 8, 36. Also, if running under the Utility Control Facility, rerun the job with a FUNCTION=OP,MSGNUM=394 control statement in the DFSYSIN data set. Supply a SYSUDUMP DD statement to this step.

Module: DFSUDMP0, DFSURDB0

Related information:

Chapter 2, "IMS problem determination," on page 13

DFS395I BACKOUT COMPLETE FOR PSB
*psbname [TO CHKPT *chkptid*] [FOR*
REGION *regid*]

Explanation: The Database Backout utility successfully completed the requested database backout. If the CHKPT option was specified in the SYSIN data file, TO CHKPT *chkptid* identifies the checkpoint to which the backout was completed, and FOR REGION *regid* identifies the region in which the PSB was running. (default=01)

Operator response: Record the checkpoint number and the volume serial number in case a restart action must be requested.

Problem determination: 1, 2, 3, 5, 8, 11, 17a, 17d, 17g, 20, 36

Module: DFSBACK0, DFSRDBC0

Related information:

Chapter 2, "IMS problem determination," on page 13

DFS396I SYSTEM ERROR DURING BACKOUT
OF DATA BASE *dbname* PROGRAM
psbname

Explanation: The Database Backout utility was unable to locate a data management block directory entry for the database specified.

Programmer response: This problem indicates that the PSB used for backout has changed since the original run. Check the PSB requested in the EXEC statement to ensure that the name and the PSB are correct. Correct any errors, and rerun the job.

Problem determination: 1, 2, 3, 5, 8, 11, 17a, 17d, 17g, 20, 36

Module: DFSBACK0, DFSRDBC0

Related information:

Chapter 2, "IMS problem determination," on page 13

DFS397I BACKOUT UNABLE TO OPEN DATA
BASE *dbname* PROGRAM *psbname*

Explanation: The Database Backout utility was unable to open the specified database.

Programmer response: Check the DD statements to ensure that they are present and identify the data sets properly. Correct any errors, and rerun the job.

Problem determination: 1, 2, 3, 5, 8, 11, 17a, 17d, 17g, 20, 36

Module: DFSBACK0, DFSRDBC0

Related information:

Chapter 2, "IMS problem determination," on page 13

DFS398I I/O ERROR DURING BACKOUT IN
DATA BASE *dbname* PROGRAM *name*

Explanation: The Database Backout utility encountered an I/O error while attempting backout on the specified database.

Programmer response: Run the Database Recovery utility against the database in error. Use all log data sets, including the output of this backout attempt. Then rerun the backout job.

Problem determination: 1, 2, 3, 5, 8, 11, 17a, 17d, 17g, 20, 36

Module: DFSBACK0, DFSRDBC0

Related information:

Chapter 2, "IMS problem determination," on page 13

DFS399I BUFFER POOL TOO SMALL FOR
BACKOUT OF DATA BASE *dbname*
PROGRAM *psbname*

Explanation: The database buffer pool was too small to accommodate the database specified while attempting to run the Database Backout utility.

Programmer response: Increase the database buffer pool size in the EXEC statement, and rerun the job.

Problem determination: 1, 2, 3, 5, 8, 11, 17a, 17d, 17g, 20, 36

Module: DFSBACK0, DFSRDBC0

Related information:

Chapter 2, "IMS problem determination," on page 13

DFS400I BATCH BACKOUT UNABLE TO OPEN
THE INPUT LOG *ddname*

Explanation: The Batch Backout utility (Database utility) was unable to open the log data set specified by *ddname* IMSLOGR or IMSLOGRx.

System action: The Batch Backout utility, DFSBBO00, terminates with a return code of X'14'.

Programmer response: Check the DD statement, correct any errors, and rerun the job.

Problem determination: 1, 2, 3, 5, 8, 11, 17a, 17d, 17g, 20, 36

Module: DFSBACK0, DFSBCKI0

Related information:

Chapter 2, "IMS problem determination," on page 13

Chapter 12. DFS messages, DFS401I - DFS0450I

This topic contains the following messages:

DFS401I **DBRC CALL FAILURE - RETURN**
 CODE = xx - CALL = yyyyyy

Explanation: The Batch Backout utility received an unexpected return code from DBRC. *yyyyyy* is the call made to DBRC, and *xx* is the return code from DBRC.

System action: If the call identified in the message is SAVUOR, LOGSET, or VERUOR, the batch backout job terminated. If the call is UPDUOR, INIT, or EOJ, the required changes have been successfully backed out of the databases associated with the PSB for which the Batch Backout utility was being run.

Programmer response: If the call identified in the message is SAVUOR, LOGSET, VERUOR, or UPDUOR, contact IBM for problem determination assistance.

If the call is INIT or EOJ, see one of the following return codes:

Code (hex)

Explanation

08 The IMS subsystem for which backout was being performed was not authorized to use one or more of the databases that had changes backed out.

A previous error might have caused the loss of the database authorization. Determine the cause of any previous errors. Otherwise, the DBRC EOJ call has failed and the RECON data set might need updating.

2C An internal DBRC error occurred. DBRC was not able to access the RECON data set. Ensure that the appropriate DD statement for the RECON data set is available.

30 The parameters passed to DBRC were invalid. The RECON data set must be updated manually. Contact IBM for problem determination assistance.

Problem determination: 1, 2, 20, 25

Module: DFSBACK0

Related information:

Chapter 2, "IMS problem determination," on page 13

DFS0401I **DBRC CALL FAILURE - RETURN**
 CODE = xx - CALL = yyyyyy

Explanation: See DFS401I

Related information:

"DFS401I"

DFS0402 **DATABASE *dbname* NOT STARTED**
 DUE TO RECOVERY NEEDED.

Explanation: While processing a /START DB command, the system found that a deferred backout was required for the database, *dbname*. A verification of this backout using DBRC (to ensure that the backout was not done by batch backout utility) found that the database first requires forward recovery. This condition occurs during the first active start after a remote takeover. The shadowed database was not authorized to the tracking system at the time of the takeover while the copy of the active was updated before takeover.

System action: The database is not started and the backout is not done.

User response: Forward recover the database; then reissue the start command.

Module: DFSDBDR0

DFS0403W **IMS xxxxxxxx CALL TO MVS ARM**
 FAILED - RETURN CODE=
 mm,REASON CODE=nnnn.

Explanation: A call to the z/OS Automatic Restart Manager (ARM) failed. The message text contains the type of call, represented by *xxxxxxx*, and the return and reason codes. Values for *xxxxxxx* are:

REGISTER

Register with the z/OS ARM.

READY

Notify the z/OS ARM that IMS is ready to accept work.

ASSOCIATE

Notify the z/OS ARM that this is an XRF alternate or a Fast DB Recovery region.

UNKNOWN


An unknown request value was passed to DFSARM00.

System action: IMS ignores the return code and continues running.

Programmer response: To determine the reason for the failure, check the IXCARM return and reason codes. Then, correct the problem.

Module: DFSARM00

Related reference:

 z/OS: IXCARM return and reason codes

DFS0404W INCONSISTENT ACBLIB SPECIFICATION - IMSACBx - CODE=yyy-zzz

Explanation: The DL/I subordinate address space option was selected. The ACBLIB specification in the IMS procedure did not match the corresponding specification in the DL/I subordinate address space procedure. The message indicates the DDNAME in error, either IMSACBA or IMSACBB. *yyy* is defined as follows:

Codes

Explanation

001

The number of data sets specified for the DDNAME was not the same. *zzz* does not apply.

002

The number of data sets was the same. However, the data set names and volume serial number did not match. *zzz* identifies the data set specification in error. For example, if *zzz* is 002, the second data set specified for IMSACBx is not the same in both procedures.

003

IMSACBx represents the inactive ACBLIB. This DDNAME was defined in one procedure, but not in the other. To use the online change function, the inactive ACBLIB must be defined in both procedures. *zzz* identifies the procedure missing the specification: 001 for the IMS procedure and 002 for the DL/I subordinate address space procedure.

004

The DD statement for the IMSACBA or IMSACBB is missing. *zzz* can be:
 001 - DD statement missing from the IMS procedure
 002 - DD statement missing from the DL/I SAS procedure

System action: If *yyy* is 1 or 2, the DL/I subordinate address space abends with 0023, causing the control address space to abend with 0150. If *yyy* is 3, initialization continues.

If *yyy* is 004, IMS terminates abnormally with abend code 0023.

Programmer response: If *yyy* is 1 or 2, correct the specification for the indicated DDNAME. The data sets specified and their concatenation order must be identical in both the IMS and DL/I address space procedures. If *yyy* is 3, and you intend to use the Online Change function, cancel the control region and supply the missing specification for the inactive ACBLIB.

If *yyy* is 004, correct the specification for the indicated DDNAME.

Module: DFSSDLC0

DFS0406A AN ERROR OCCURRED DURING AUTHORIZATION PROCESSING FOR DATABASE xxxxxxxx. RETURN CODE = yy. PSB=zzzzzzzz

Explanation: IMS was unable to obtain database authorization for the named database, which appears in one of the DB PCBs contained in the named PSB. The PSB name only appears in the message text if the failure occurred for a call from an online application.

The return code (hex)*yy* can have the following values and meanings.

Code (Dec)

Meaning

01

During the authorization of a HALDB partition, the partition was found to be allocated and not authorized. The partition must be deallocated before authorization can be done but deallocation failed. Look for deallocation failed messages, DFS2503W, for the reason why and make any necessary changes. Then run the job again.

System action: The application terminates with either a BA status code, if the program has issued an INIT STATUS GROUPA call. It terminates with or an abend 3303, if the program has not issued the INIT call.

Programmer response: Take the appropriate action for the return code.

Problem determination: 35

Module: DFSDBAU0

Related information:

DFS2503W

 3303 (Messages and Codes)

Chapter 2, "IMS problem determination," on page 13

DFS0407I REGION TOO SMALL


Explanation: Module DFSILTA0 was unable to get enough storage to build queue entries.

System action: DFSILTA0 terminates abnormally with abend 0407.

Programmer response: Rerun the job in a larger region or code the ST= parameter on the EXEC statement to process a shorter time.

Module: DFSILTA0

Related information:

 0407 (Messages and Codes)

DFS0408I INVALID 'ST' PARAMETER.

Explanation: The EXEC statement had an invalid ST parameter.

System action: The Log Transaction Analysis program,


DFSILTA0, terminates abnormally with abend 0415.

Programmer response: Correct the parameter on the EXEC statement, and resubmit the job.

Problem determination: Check the format of the EXEC statement parameters for the Log Transaction Analysis utility.

Module: DFSILTA0

Related information:

 IMS abend 0415

DFS0409I INVALID 'OUT' PARAMETER.

Explanation: The EXEC statement had an invalid OUT parameter.


System action: The Log Transaction Analysis program, DFSILTA0, terminates abnormally with abend 0415.

Programmer response: Correct the parameter in the EXEC statement, and resubmit the job.

Problem determination: Check the format of the EXEC statement parameters for the Log Transaction Analysis utility.

Module: DFSILTA0

Related information:

 IMS abend 0415

DFS0410I END OF FILE ON LOG DATASET

Explanation: The end-of-file has been reached on the input log data set.

System action: The Log Transaction Analysis program, DFSILTA0, terminates normally.

Module: DFSILTA0

DFS0411I DDNAME OPEN FAILED.

Explanation: OPEN failed for the data set defined by the ddname in the message. Register 11 points to the DCB of the data set.


System action: DFSILTA0 terminates abnormally with abend 0411.

Programmer response: Correct the JCL, and resubmit the job.

Problem determination: Check the DCB and DD statement.

Module: DFSILTA0

Related information:

 IMS abend 0411

DFS0412I MISSING 08 RECORD

Explanation: The Log Transaction Analysis program, DFSILTA0, was unable to connect a termination record (X'07') with a prior schedule record (X'08').

System action: DFSILTA0 continues processing. Any transactions associated with the X'08' record application program schedule is ignored.

Problem determination: This problem is a probable IMS error. 1, 2, 3, 8, 25, 36

Module: DFSILTA0

Related information:

Chapter 2, "IMS problem determination," on page 13

DFS0413I INCORRECT LOG DATASET xxxxxxxx - DISCARDED RC=zz

Explanation: The DD statement xxxxxxxx for the log data set was incorrectly specified. The error was caused by one of the following:

- A DD DUMMY or DSN=NULLFILE was specified.
- The specified secondary log data set is not used, because the log recording mode is single.
- The required primary or secondary partner for OLDS ddname was not specified. The log recording mode is dual, and the online log data sets (OLDS) must be specified in pairs (primary and secondary).
- For a batch program, the DD statement was incorrectly specified.
- For an online program, DUAL log recording mode was requested. The allocation for the primary OLDS was successful, but the allocation for the secondary OLDS failed.

The reason code zz can have the following values and meanings:

Code (Dec)

	Meaning
04	Allocation failed for DDNAME=xxxxxxx for one of these reasons: <ul style="list-style-type: none"> • No DFSMDA member was found, and the DD statement was not found in the JCL stream. • If message DFS2503W is also received, see DFS2503W for the reason for the allocation failure.
08	OLDS/WADS device was not DASD.
12	DEVTYPE failed for DDNAME=xxxxxxx.
16	DDNAME=xxxxxxx was specified as DD DUMMY or DSN=NULLFILE.
20	RDJFCB failed for DDNAME=xxxxxxx.
28	OBTAIN failed for the data set defined by DDNAME=xxxxxxx.
32	OLDS block size was not a multiple of 2K.
36	Dual OLDS was specified, and the secondary OLDS block size (DFSOLSnm) was different from the primary OLDS block size (DFSOLPnm).

DFS0414I

- 40 The OLDS block size was less than the largest OLDS block size (DFSOLP n ,DFSOLS n) successfully allocated.
- 44 The WADS device type was inconsistent (distinct).
- 48 The OLDS block size was greater than the track capacity.
- 52 BUFSTOR=64 was specified on the OLDSDEF statement, but this OLDS was not an extended format data set.
- 56 The WADS is smaller than 5 tracks.

System action: The DD error statement is discarded and system initialization continues. If DUAL is requested and an error exists in an OLDS pair, the OLDS pair is discarded. System initialization continues.

Programmer response: Check the DD statement and correct any errors so that the data set will be available the next time the system is initialized.

Problem determination: 1, 3, 8, 11, 36

Module: DFSFDLS0, DFSXLG10

Related information:

"DFS2503W" on page 537

Chapter 2, "IMS problem determination," on page 13

DFS0414I CONTINUING WITH ALTERNATE LOG

Explanation:

or

PERMANENT I/O ERROR ON *ddname* - DURING LOG *zzzz xx*

Explanation: Either form of this message can be issued. The first message indicates that a permanent I/O error occurred in the log data set specified by the *ddname*. The log data set is either an online log data set (OLDS), a write-ahead data set (WADS), or a batch system log data set (SLDS). The value of *zzzz* is WRITE or READ.

The second message indicates that the system continues with an alternate log data set.

For WRITE errors, *xx* is an invalid DECB post code, which is contained in the first byte of the ECB (ECBCC). No *xx* value with a WRITE error indicates that a log data set CLOSE error occurred during EOVS processing.

For READ errors, *xx* is an OSAM error return code.

The values and meanings of *xx* are as follows:

Code (hex)

Explanation

- 01 DD statement missing.
- 02 Concatenated data set.

- 03 Fewer units than volumes specified for a DASD data set.
- 04 JCL specified a DSORG type not permitted by OSAM.
- 05 DSCB for data set not found.
- 06 First volume DSCB specified a DSORG type not permitted by OSAM.
- 07 DCB block size not equal to DSCB block size after JFCB/DCB merge.
- 08 DCB LRECL size not equal to DSCB LRECL size after JFCB/DCB merge.
- 09 Neither the LRECL nor block size was specified in the DSCB, DCB, or JCL.
- 0A The specified block size is less than LRECL.
- 0B The specified block size exceeds track size for the specified device.
- 0C A previous OPEN or EOVS failed.
- 0D VIO not supported by OSAM. The data set is allocated to a VIO unit.
- 0E Tape devices are not supported. The data set is allocated to a tape device.
- 0F Some internal error occurred in the OSAM DEB subroutine. DCBWRK1 indicates the error code.
- 10 Block size greater than track size.

| If an error is detected by IOS, the message text might
| also contain I/O completion codes. For more
| information, see the IOSCOD field in z/OS: IOVS
| mapping.

If hardware errors occur, see the z/OS IOS000I message issued before this message.

System action: IMS continues execution with a spare WADS (DFSWADS n , $n=0,1,\dots,9$), if one is available. If no such WADS exists, IMS continues logging in a degraded mode by truncating log buffers to ensure the preservation of Log-Write Ahead Protocols (LWA).

One of the following occurs for the other WRITE error cases:

- OLDS** IMS continues execution if 2 or more OLDS remain. If only one OLDS remains, an internal CHECKPOINT FREEZE is performed. If no OLDS remains, IMS abends with abend 0616.
- SLDS** IMS continues execution if dual logging is in effect and an alternate SLDS exists. If an alternate SLDS is unavailable, IMS abends with abend 0616.

Operator response: If the error occurs on an OLDS and dual logging was not being used, or if errors occur on both copies of a dual OLDS log, then run the Log Recovery utility to close the OLDS in error.

For an invalid DECB post code with no associated

hardware error, set a SLIP to capture a memory dump at the next message occurrence and contact IBM Software Support.

If an error IOS002A occurred indicating no paths were available to the allocating device and CLOSE processing also involving an I/O request is started, the CLOSE might still appear hung. Issue V OFFLINE to the UCB.

Module: DFSFDLS0

Related reference:

➔ z/OS: IOS000I

Related information:

➔ IMS abend 0616

DFS0415W PARTITIONED DATABASE INIT |
 TERM | START EXCEPTION
 CONDITION - FUNC= ffffffff,
 DBNAME= dddddddd, PARTNAME=
 pppppppp, REASON= rr

Explanation: An error occurred during the INIT, TERM, or START processing of a HALDB structure.

In the message text:

fffffff The keyword specifying the INIT, TERM, or START function that encountered the error.
 ffffffff is one of the following:

SYS DDIR
 System initialization of HALDB DDIR structures

SYS DMB
 System initialization of HALDB DMB structures

SEL DMB
 System initialization of a selected HALDB DMB structure

PART DB
 Initialization of a HALDB (DDIR and DMB structures)

RBLD PDB
 Reinitialization of a HALDB name table

PART DB
 Termination of a HALDB structure

PART DDIR
 Command initialization of a partitioned DB DDIR structure

PART DMB
 Command initialization of a partitioned DB DMB structure

ddddddd Identifies the database that encountered the error.

pppppppp Identifies the partition in dddddddd that encountered the error. If the error pertains to the database in general, the partition name is specified as N/A.

rr The reason code identifies the cause of the error:

Reason code

	Meaning
01	Invalid function code
02	Unable to allocate XPARTW storage
03	Database DDIR not found
04	Database not defined as partitioned
05	HALDB not initialized. Master HALDB is offline. The database might not have been initialized or it might have been taken offline with a /DBRECOVERY command. Use /DIS DB or QRY DB NAME() SHOW(ALL) to view the database status.
06	Unable to allocate storage stack area
07	Invalid database organization
08	Inconsistent database organization
09	Invalid STR modification state
10	Unable to allocate part list storage
11	Unable to allocate DFSPNT storage
12	Unable to allocate part DDIR
13	Unable to allocate part DMB
14	Unable to allocate part DCB
15	Unable to allocate ILE ACB
16	Unable to allocate DBRC name list
17	Unable to allocate part unique storage
18	Unable to allocate PHIDAM index ACB
19	Failed to obtain storage for the database directory extension block
20	Unable to load selection exit
21	Selection exit not linked reentrant
22	Unable to locate selection exit
30	Unable to allocate DFSPTX storage
31	Unable to allocate DFSPTK storage
32	Unable to allocate DFSPDA storage
40	Partitioned database DDIR not inactive
41	Partition DDIR not inactive
43	Partitioned database DMB not initialized
44	Duplicate database name DDIR encountered
45	Unable to load dfsdt150
46	Exceeded the maximum of 32,767 data management blocks (DMB)
50	No HALDBs found
51	Partitioned structure not required
60	Partitioned database DDIR list not found
61	Unable to deallocate part data set
70	Unable to allocate DXPDLIL storage
71	DBRC query error
72	No partition data returned by DBRC
73	Target partition data not found by DBRC
74	DBRC not active
75	The specified non-registered HALDB

- is not a catalog database. The HALDB structure is not built and the HALDB is not usable.
- 76 The DFSHDBSC data set does not contain information for the structure of the specified HALDB.
- 77 An error occurred while building the non-registered database structure.
- 83 An error occurred during a Resource Manger (RM) query. Global status for the newly added partition was not applied.
- 90 Warning, partition precluded from rebuild.
- 91 The partition DDIR block cannot be dequeued from the DDIR chain because working storage cannot be obtained.
- 92 The partition DDIR block is no longer being used and is removed from the DDIR chain.
- 99 Error encountered for one or more databases.

System action: Partition structure processing terminates with a nonzero return code.


System programmer response: Determine the cause of the failure as indicated by the reason code *rr* returned in the message text. Take appropriate measures to correct the problem based on the reason code explanation.

Problem determination: 1, 3, 6, 11, 36, 40

Module: DFSPSM10

Related information:

Chapter 2, "IMS problem determination," on page 13

 0880 (Messages and Codes)


DFS0416I INITIALIZATION FAILED-(E)STAE ERROR

Explanation: IMS initialization was unable to establish the IMS (E)STAE environment.

System action: IMS terminates abnormally with abend 0071.

Module: DFSXCIC0, DFSXLG10

Related information:

 IMS abend 0071

DFS417I PAGE FREE FAILED.

Explanation: During STAE exit processing, module DFSFCST0 attempted to free the page contained in the page fix list and was unsuccessful. The page free list address is located at label SCDFIX in the SCD.

System action: After issuing the message, STAE exit processing continues.

Problem determination: 1, 4, 5, 6, 8, 11, 36

Module: DFSFCST0

Related information:

Chapter 2, "IMS problem determination," on page 13

DFS418A PSB IS NOT AUTHORIZED FOR ON-LINE IMAGE COPY

Explanation: This message occurs if the PSB specified by the user was generated without the OLIC=YES option on the PSBGEN macro.

System action: The utility ends with a return code of 16.

Programmer response: Either correct the PSB or use a PSB with the option properly specified.

Module: DFSUICP0

DFS0420A DBD *dbdname* STOPPED --- PREVIOUS WRITE ERROR DETECTED.

Explanation: Restart processing found a database that previously incurred a write error. If you recovered the database, issue a /DBR DB *dbdname*, UPDATE DB NAME(*name*) STOP(ACCESS)¹, /START DB, or an UPDATE DB START(ACCESS) command. If you did not recover the database, it must be recovered before the database is restarted or the data integrity can be lost.

¹ These commands do not automatically issue checkpoints unless OPTION(FE0V) is specified.

System action: Processing continues.

Operator response: (master terminal) Notify the system programmer. If the database has been recovered before restart, start the database with the /DBR and /START DB commands or UPDATE DB NAME(*dbdname*) STOP(ACCESS) and UPDATE DB NAME(*dbdname*) START(ACCESS). If recovery has not been done, wait until recovery is performed before starting the database.

Programmer response: Perform a database recovery before IMS restart. Ensure that the database has been recovered before restarting it.

Problem determination: 1, 6, 25

Module: DFSRST00, DFSSDL40

Related information:

Chapter 2, "IMS problem determination," on page 13

DFS421I UNABLE TO OPEN SYSPRINT DATASET, JOB TERMINATED.

Explanation: A DD statement for the SYSPRINT data set was not supplied to the SYSOUT print utility (DFSUPRT0). This message is printed using the z/OS Write-To-Programmer facility (return code = 8).

Programmer response: Correct the error, and resubmit the job.

Module: DFSUPRTO

DFS422I I/O ERROR WRITING SYSPRINT DATASET, JOB TERMINATED.

Explanation: A permanent I/O error occurred while the SYSOUT print utility was writing to the SYSPRINT data set. This message is printed using the z/OS Write-To-Programmer facility (return code = 0C).

Programmer response: Correct the error, and resubmit the job.

Module: DFSUPRTO

DFS423I *jobname, stepname, dev addr, DA, ddname, GET, status, disk addr, QSAM*

Explanation: An I/O error occurred while processing a spool SYSOUT data set in the print utility DFSUPRTO. The data set was CLOSED and processing continued with the next.

The information in this message is obtained from the SYNADAF z/OS macro. In a batch environment running DFSUPRTO, the fields in the message and their meanings are the following:

jobname Label on the JOB JCL statement

stepname

Label on the EXEC JCL statement

dev addr

Hardware address of the device where the data set resides

DA Direct Access

ddname Label on the DD JCL statement for the data set

GET QSAM operation that encountered the error

status Error description

disk addr


Actual track address and block number. The format is BBCCHHR in hexadecimal format (2 byte binary number, 2 byte cylinder number, 2 byte head or track number, 1 byte record number on the track).

QSAM Queued Sequential Access Method used by the utility.

Programmer response: Reallocate the failing data set or assign an alternate track if required before further use.

Module: DFSUPRTO

Related reference:

 z/OS: SYNADAF - Perform SYNAD analysis function (BDAM, BISAM, BPAM, BSAM, EXCP, QISAM, and QSAM)

DFS424I NO SPOOL DATASETS TO BE PRINTED.

Explanation: The spool SYSOUT print utility was run with no ddnames of the form SPOOL*nnn*. The job was terminated with return code 4.

Programmer response: Correct the JCL, and resubmit the job.

Module: DFSUPRTO

DFS425I INVALID SPOOL DATASET FORMAT.

Explanation: Either a noninitialized spool data set, a nonspool data set with the SPOOL*nnn* ddname format, or an online system failure while writing a status record caused the print utility program to reject printing of a spool data set.

Programmer response: Reinitialization of the IMS online control system using this data set should be accomplished prior to submitting the print program for further execution.

Module: DFSUPRTO

DFS0426I PHYSICAL I/O ERROR IN STEP *stepname prcstpnm*

Explanation: A physical input or output error occurred on a database used by step *stepname* procedure with *stepname prcstpnm*. Message DFS0451I (or DFS0451A) was issued indicating the nature of the error. In addition, the step is abnormally terminating. The IOEROPN parameter of the PSB for this step requested issuing an abend 0451, but the step terminated abnormally for some other reason. An abend 0451 was not be issued.

Programmer response: Take the appropriate action to correct the conditions that caused the I/O error and the abend condition.

Problem determination: 1, 2, 3, 4, 35

Module: DFSDVBH0

Related information:

“DFS0451I” on page 121

Chapter 2, “IMS problem determination,” on page 13

DFS0427I LOGICAL ERROR ON *ddname*, ERROR CODE *Vxx* or *Iyy*.

Explanation: A logical error occurred while processing a VSAM database.

In the message text:

ddname The DD name of the data set on which the logical error occurred.

xx The logical hexadecimal error return code placed in the RPL feedback field by VSAM on the request that was in error. For an

explanation of VSAM logical error return codes, see *z/OS DFSMS Macro Instructions for Data Sets*.

yy An IMS buffer handler logical error.

Vxx

An unexpected logical error was returned by VSAM.

System Action: The application program terminates abnormally with pseudoabend 0427, and IMS continues processing. However, if DUMP=YES was specified on the DL/I buffer options statement, the application terminates with IMS standard abend 0427, and the control region terminates abnormally.

Iyy

An unexpected condition occurred in DFSDVSM0.

04 An invalid local vector index was detected while testing for buffer validity using coupling facility services.

08 An unexpected return code was returned from VSAM while testing for buffer validity using coupling facility services.

System Action: The buffer handler causes the application program to be terminated with abend 0427.

If you have a program specification block (PSB) where one PCB has PROCOPT=L and another PCB has PROCOPT=I (or GIRD or A), the results are unpredictable. This message can be issued.

Also, see the 0427 abend code information.

Problem determination: 1, 4, 35

Module: DFSDVSM0

Related information:

➡ IMS abend 0427

Chapter 2, "IMS problem determination," on page 13

DFS0428I PSB SPECIFIED IN EXECUTE PARMS DOES NOT MATCH PSB ON LOG DATASET.

Explanation: The PSB specified in the EXEC parameters of the Batch Backout job did not match the PSB on the update (type X'50') records in the log data set supplied to Batch Backout.

This error occurs during backout of a batch job in which IRLM is being used for data sharing. If the wrong PSB was specified on the EXEC parameters, this check prevents a data integrity exposure if batch backout releases all IRLM locks for a failed batch job,

but does not complete any backout.

System action: Batch Backout terminates.

Programmer response: Make sure the PSB specified on the EXEC parameters matches the PSB specified in the batch job being backed out.

Module: DFSBCKI0

DFS0429I VSAM {GENCB | MODCB} ERROR, RETURN CODE X'yy'.

Explanation: DL/I VSAM pool initialization issued a VSAM GENCB or MODCB macro, and encountered an error condition returned from VSAM X'yy' is the hexadecimal return code in register 15 returned by VSAM.

System action: Abend 0430 is issued, and the step is terminated.

Programmer response: For an explanation of return codes from VSAM GENCB and MODCB, see *z/OS DFSMS Macro Instructions for Data Sets*.

Problem determination: 1, 2, 3, 4, 35

Module: DFSDVBI0

Related reference:

➡ z/OS: VSAM macro return and reason codes

Related information:

➡ IMS abend 0430

Chapter 2, "IMS problem determination," on page 13

DFS0430I UNABLE TO INITIALIZE DL/I BUFFERING SERVICES, REASON CODE xx

Explanation: The DL/I buffering services function cannot be initialized. The variable xx is the reason for the failure and can have the following values:

Reason code: 01

In a DL/I or DBB region, the PSB contained one or more PCBs for VSAM databases. However, the DL/I buffer pool parameter data set (DFSVSAMP) was not provided.

Programmer response: Provide a DL/I buffer pool parameter data set to describe the VSAM buffer subpools for the job step.

Reason code: 02

DL/I was unable to OPEN the buffer pool control statement data set. For batch regions, this data set is defined by DDNAME DFSVSAMP. For online regions, this data set is defined by DDNAME PROCLIB.

Programmer response: Ensure that the DD statement is correct for the region type. In addition, for online regions, ensure that the value specified by the parameter VSPEC is a

valid suffix to complete the member name of DFSVSMxx and the member name which exists in PROCLIB. Member name, DFSVSM00, is used if VSPEC is not specified.

Reason code: 03

In a DLI or DBB region, the PSB contained one or more PCBs for VSAM databases, but no valid subpool definition statements were found. Message DFS0434I or DFS0435I, or both, was issued.

Programmer response: See message DFS0434I or DFS0435I.

Reason code: 04

In a DLI or DBB region, the PSB contained one or more PCBs for VSAM databases, but no subpool definition statements were found.

Programmer response: Check the control statements and correct if necessary.

Reason code: 05

An I/O error was encountered while reading the DL/I buffer pool parameter data set.

Programmer response: See message DFS0436I.

Reason code: 06

An error was encountered while attempting to build the VSAM shared resource pools. Message DFS0432I was issued.

Programmer response: See message DFS0432I.

Reason code: 07

An error was encountered while attempting to load a DL/I module. Message DFS0438I was issued.

Programmer response: See message DFS0438I.

Reason code: 08

An error was encountered while issuing a VSAM SHOWCB macro. Message DFS0429I was issued.

Programmer response: See message DFS0429I.

Reason code: 09

An error was encountered while attempting to obtain main storage for the DL/I buffer handler pool. Message DFS0431I was issued.

Programmer response: See message DFS0431I.

Reason code: 10

An error was encountered while issuing a VSAM GENCB macro. Message DFS0429I was issued.

Programmer response: See message DFS0429I.

Reason code: 11

A GETMAIN failure occurred while processing DBD statements for the specific subpool or

shared-pool ID table or while processing the POOLID statements for the specific shared-pool ID table.

Programmer response: Rerun IMS with a larger region size parameter.

Reason code: 12

An error was encountered while attempting to obtain main storage for the ddname open table. Message DFS0441I was issued.

Programmer response: See message DFS0441I.

Reason code: 13

An incompatible combination of control statements was found in the DFSVSAMP data set. The IOBF= statement requested that the OSAM buffer pools be defined and allocated, but the OSAMOP IOSCB=NO statement requested that no OSAM resources be used in the batch environment.

Programmer response: Determine if an OSAM database is to be accessed by the application. Use the appropriate control statement.

Reason code: 14

Hiperspace™ buffering is either specified on a subpool with a size of less than 4 KB, or is unavailable because of insufficient expanded storage for the specified subpool size.

Programmer response: Remove any Hiperspace buffering specifications on buffer sizes less than 4 KB. See the *z/OS MVS Initialization and Tuning Guide* (SA22-7591) for expanded storage problems.

Reason code: 15

A VSRBF keyword for VSAM subpool definition was encountered before the first POOLID statement. When using the POOLID statement to define one or more VSAM local shared resource pools, the VSRBF subpool definition statement for each VSAM local shared resource pool must follow the POOLID statement to which it pertains.

Programmer response: Review the information about the member DFSVSMxx. Correct the control cards and resubmit the job.

Reason code: 16

Duplicate coupling facility structure names were specified on the CFNAMES control statement. Message DFS3385I is also issued to further define the error.

Programmer response: Review the information about the member DFSVSMxx. Correct the CFNAMES control statement, and resubmit the job.

Reason code: 17

All keywords (CFIRLM, CFOSAM, and CFVSAM) must be specified on the CFNAMES

DFS0431I • DFS0432I

control statement. Message DFS3388I is also issued to further define the error.

Programmer response: Review the information about the member DFSVSMxx. Correct the CFNAMES control statement, and resubmit the job.

Reason code: 18

An error was found on the CFNAMES control statement. Message DFS0437I is also issued to further define the error.

Programmer response: Review the information about the member DFSVSMxx. Correct the CFNAMES control statement, and resubmit the job.

Reason code: 19

Explanation: In a batch environment, IRLM is being used, but DBRC is not.

Programmer response: Make sure that DBRC was specified in the IMS system definition or that DBRC=N was not specified on the EXEC statement of the execution JCL.

Reason code: 21

An error was encountered while attempting to obtain main storage for the Block Serialization Latch table. Message DFS3287E was issued.

Programmer response: See message DFS3287E.

System action: IMS is terminated with abend 0430.

Problem determination: 1, 2, 3, 4, 35

Module: DFSDVBI0, DFSXBAT0, DFSTRA00

Related information:

➤ IMS abend 0430

"DFS3287E" on page 694

"DFS0429I" on page 112

"DFS0431I"

"DFS0432I"

"DFS0433I" on page 115

"DFS0434I" on page 115

"DFS0435I" on page 115

"DFS0436I" on page 115

"DFS0437I" on page 115

"DFS0438I" on page 116

"DFS0441I" on page 116

Chapter 2, "IMS problem determination," on page 13

DFS0431I STORAGE NOT AVAILABLE FOR VSAM BUFFER POOL, RETURN CODE

nn

Explanation: An error was encountered while attempting to GETMAIN storage for the DL/I VSAM buffer pool. *nn* is the return code from the IMODULE

GETMAIN macro. For a description of these return codes, see the IMODULE return codes information.

System action: IMS terminates abnormally with abend 0430.

Programmer response: If insufficient storage is available, increase the main storage available to IMS. If LSO (local storage option) is selected for the DL/I SAS region, then subpool 251 (low private storage) for the DL/I region is not large enough for the DL/I buffer pool. Increase the region parameter in DL/I startup JCL. If LSO=N (no separate DL/I address space) is selected, then there is not enough subpool 231 available. Increase the region parameter in the control region JCL.

Problem determination: 1, 2, 3, 4, 18, 35

Module: DFSDVBI0

Related reference:

➤ IMODULE return codes (Messages and Codes)

Related information:

➤ IMS abend 0430

Chapter 2, "IMS problem determination," on page 13

DFS0432I VSAM SHARED RESOURCE POOL CANNOT BE BUILT, RETURN CODE X'yy', POOL ID xxxx, zzzzz

Explanation: IMS issued a VSAM BLDVRP macro to build the VSAM shared resource pool. VSAM detected an error condition and did not build the pool. The variable *yy* is the hexadecimal error code returned by VSAM. If multiple shared resource pools were requested, POOL ID *xxxx* indicates the particular shared resource pool in error. *zzzzz* is the shared resource pool type, that is either INDEX or DATA.

System action: If the shared resource pool in error is the only or the default shared pool requested, IMS terminates abnormally. It issues an abend 0430.

Otherwise, IMS reassigns the data sets to the default shared resource pool.

Programmer response: For further explanation of the return codes from the VSAM BLDVRP macro, see *z/OS DFSMS Macro Instructions for Data Sets*.

Module: DFSDVBI0

Related reference:

➤ z/OS: BLDVRP return codes

Related information:

➤ IMS abend 0430

DFS0433I NUMBER OF BUFFERS FOR SUBPOOL SIZE *nnnnn* CHANGED TO *mmm*

Explanation: The number of buffers specified for the VSAM or OSAM subpool size *nnnnn* was less than the required minimum or greater than the allowed maximum.


System action: The system built *mmm* buffers in the subpool.

Programmer response: For an explanation of the number of buffers, see Specifying VSAM and OSAM subpools (System Definition).

Problem determination: 1, 2, 3, 36

Module: DFSDVBI0

Related concepts:

 Specifying VSAM and OSAM subpools (System Definition)

Related information:

Chapter 2, "IMS problem determination," on page 13

DFS0434I BUFFER SIZE OR KEYWORD INVALID ON CARD *nnn*

Explanation: The *n*th statement in the buffer pool parameter data set specified an invalid buffer size or an invalid keyword. A buffer size must be 512, 1024, 2048, 4096, or a multiple of 4096 up to and including 32768.

System action: The statement is bypassed.

Programmer response: Correct the control statement, and resubmit the job.

Problem determination: 1, 2, 3, 36

Module: DFSDVBI0

Related information:

Chapter 2, "IMS problem determination," on page 13

DFS0435I NUMBER OF BUFFERS INVALID ON CARD *n*

Explanation: The *n*th statement in the buffer pool parameter data set specified an invalid number of buffers, or the value specified was not numeric.

System action: If VSAM is used (and the value is not numeric), the statement is bypassed. For OSAM, defaults are taken for all remaining parameters. If the parameter is numeric, see message DFS0433I.

Programmer response: Correct the control statement; then resubmit the job, if necessary.

Problem determination: 1, 2, 3, 36

Module: DFSDVBI0

Related information:

"DFS0433I"

Chapter 2, "IMS problem determination," on page 13

DFS0436I I/O ERROR ON CONTROL CARD DATASET

Explanation: Module DFSCVBIO attempted to read the buffer pool parameter data set (DFSVSAMP) and encountered an I/O error.


System action: In region type DBB or DLI, if a database using VSAM was specified in the PSB, abend 0430 was issued. In all other cases, processing continues without a DL/I VSAM buffer pool.

Programmer response: Ensure that the DD statement for DFSVSAMP is correct, and resubmit the job.

Problem determination: 2, 3, 4, 18, 19

Module: DFSDVBI0

Related information:

 IMS abend 0430

Chapter 2, "IMS problem determination," on page 13

DFS0437I CARD *nnn*, ERROR IN PARAMETER *mmm*

Explanation: The *n*th statement in the buffer pool parameter data set has an error in the *m*th parameter. For an online system, this error occurs if system definition does not include the DBD. For a batch job, this error occurs if the DBD is not generated within the PSB being used. This error can also occur if invalid parameters are on the following statements:

- CFNAMES
- IOBF
- DBD
- OPTIONS
- VSRBF or VSAM buffer pool definition
- RESVPOOL
- LOCKTIME
- FFROLR

System action: The parameter is ignored, and processing continues.

In the buffer pool parameter data set, if the database parameter is specified with a data set number of A to J, L or X for HALDB but the database is a NON HALDB, the system issues this message; the allocation does not occur. If the database is later converted to HALDB, then the allocations for this entry become live as soon as the database is started (without recycling IMS). The same occurs if you have a data set number 1 and are converting from HALDB to NON HALDB.

Programmer response: The parameter has been ignored. Correct the control statement, and resubmit the job. See the IMS system definition information for parameter formats.

Problem determination: 2, 3, 18, 19

Module: DFSDVBI0, DFSTRA00, DFSRDB30

Related information:

Chapter 2, "IMS problem determination," on page 13

DFS0438I UNABLE TO LOAD MODULE *m*, return code X'*nn*'

Explanation: An error was encountered while attempting to load the module with module name *m*. X'*nn*' is the hexadecimal return code from the IMODULE LOAD macro. For a description of these codes, see the IMODULE return codes information.


System action: IMS is terminated abnormally with abend 0430.

Programmer response: Provide the module in a library where it can be accessed without error.


Problem determination: 1, 2, 3, 35

Module: DFSDVBI0

Related reference:

 IMODULE return codes (Messages and Codes)

Related information:

 IMS abend 0430

Chapter 2, "IMS problem determination," on page 13

DFS0439I WARNING, VSAM SUBPOOLS WITH EQUAL LENGTH BUFFERS HAVE BEEN DEFINED, POOL ID *xxxx*

Explanation: Two or more VSAM subpool definition statements specify the same buffer size. If multiple shared resource pools were requested, POOL ID *xxxx* indicates the particular shared resource pool in error.

System action: A subpool is built with the sum of the number of buffers specified.

Programmer response: If the intent was to build separate subpools, then correct the subpool definition statements to specify different buffer sizes.

Problem determination: 2, 3, 18, 19

Module: DFSDVBI0

Related information:

Chapter 2, "IMS problem determination," on page 13

DFS0440A GSR POOL ALREADY EXISTS, REPLY 'LOCAL' 'DELETE' OR 'ABEND'

Explanation: IMS issued a VSAM BLDVRP macro to build the VSAM global shared resource pool. When a return code of 4 is returned, indicating that a GSR pool exists, the system operator must reply.

System action: IMS waits for operator's response.

Operator response: Use one of the following responses:

LOCAL

Another IMS system is running with a GSR and you want initialization to continue. This option results in the use of the local shared resource (LSR) pool for this run of IMS.

DELETE

No other IMS system is running currently and you want to have the global shared resource (GSR) pool. This option results in the current GSR pool being deleted and a new GSR pool being built for this run.

Note: Choosing this option when a current IMS system running with a GSR pool, the pool is deleted. Results are unpredictable.

ABEND

Another IMS system is running with GSR, and you do not want to run this system with LSR, or you do not know whether another system is running with GSR and you want to terminate the initialization. This option results in message DFS0432I followed by abend 0430.

Problem determination: 1, 2, 3, 4, 35

Module: DFSDVBI0

Related information:

Chapter 2, "IMS problem determination," on page 13

DFS0441I STORAGE NOT AVAILABLE FOR OPEN TABLE, RETURN CODE X'*yy*'

Explanation: An error was encountered while attempting to GETMAIN storage for an open table. '*yy*' is the return code from the IMODULE GETMAIN. For a description of these codes, see the IMODULE return codes information.


System action: IMS terminates abnormally with abend 0430.

Programmer response: If insufficient storage is available, increase the main storage available to IMS.


Problem determination: 1, 2, 3, 4, 18, 22

Module: DFSDVBI0

Related reference:

 IMODULE return codes (Messages and Codes)

Related information:

 IMS abend 0430

Chapter 2, "IMS problem determination," on page 13

DFS0442A VSAM RDF/CIDF BAD DBD=*dbdname* DD=*ddname*

Explanation: Before writing a VSAM control interval, the record definition field (RDF) and the control interval definition field (CIDF) were checked and found to be invalid or inconsistent with the record format required by IMS.

System action: The application program terminates abnormally.

Programmer response: Use the database recovery procedure to reconstruct the database in error.

Problem determination: 4, 5, 9, 11, 18, 20

Module: DFSDVSM0

Related information:

Chapter 2, "IMS problem determination," on page 13

DFS0443I *dbname* IS REGISTERED AS
NON-RECOVERABLE

Explanation: For information and actions, see message DFS0443W.

Related information:

DFS0443W

DFS0443W *dbname* IS INCONSISTENT WITH
OTHER DBS IN THE DBNET

Explanation: Scheduling issues the first form of the message when the identified database is registered with DBRC as nonrecoverable.

Scheduling issues the second form when the identified database is registered as nonrecoverable and related databases are registered as recoverable. It is suggested that all related databases be either recoverable or nonrecoverable.

System action: IMS continues processing.

Programmer response: No action is required.

This is an informational message.

Module: DFSDBLN0

DFS0444 MESSAGE LENGTH EXCEEDS FAST
PATH BUFFER LENGTH - INPUT
IGNORED

Explanation: The terminal operator entered a Fast Path message segment that was too long for the expedited message handling buffer (EMHB). The EMHB is defined in the FPBUFLN keyword on the TERMINAL macro.

System action: The transaction message is discarded.

Operator response: Correct the format of the transaction message; then reenter the command.

Module: DBFSUIX0

DFS0445I WARNING - INVALID VSAM SHARED
RESOURCE POOL DEFINITION,
POOLID *xxxx*, REASON CODE *yy*

Explanation: The definition for the VSAM shared resource pool is invalid. *xxxx* identifies the pool ID, and *yy* identifies one of the following reason codes:

Reason code: 01

An error was detected in an attempt to define an index subpool without any data subpool within the same VSAM shared resource pool. IMS cannot build the particular shared resource pool.

Programmer response: Correct the control statements before the next job execution.

Reason code: 02

The maximum number of VSAM shared resource pools has been exceeded. Any POOLID statements (with the corresponding VSRBF statements) found after the limit is reached are ignored. The warning message is issued only for the first valid POOLID statement that exceeds the limit.

Programmer response: Combine or eliminate the VSAM POOLID subpool definition statements that exceed the limit.

Reason code: 03

While processing POOLID subpool definition statements, an invalid pool ID was found. IMS ignores the POOLID statement and all VSRBF statements defining subpools within that shared resource pool. Only the first four characters of the invalid pool ID appear in the warning message. See Defining VSAM buffer pools (System Definition) for an explanation of the POOLID statement.

Reason code: 04

While processing POOLID subpool definition statements, a POOLID statement was coded with a duplicate pool ID. IMS ignores the POOLID statement with the duplicate pool ID. IMS also ignores all VSRBF statements that define subpools in that shared resource pool.

Programmer response: Correct the control statements before the next job execution.

Reason code: 05

While processing POOLID subpool definition statements, an invalid parameter was found. IMS ignores the remainder of the particular POOLID statement and uses the default values of the remaining parameters. See Defining VSAM buffer pools (System Definition) for an explanation of the POOLID statement.

Reason code: 06

An error was detected while processing POOLID subpool definition statements. The VSAM shared resource pool ID on the POOLID subpool definition statement (for a shared resource pool other than the default pool) was not referenced by any valid buffer pool DBD statement. The VSAM shared resource pool is built but not used. See

Defining VSAM buffer pools (System Definition) for an explanation of the POOLID statement.

Reason code: 07

An error was detected in the attempt to define a VSAM shared resource pool which did not contain a subpool. A POOLID subpool definition statement is followed by another POOLID statement rather than by VSRBF subpool definition statements. A VSAM shared resource pool without any defined subpool is ignored. See Defining VSAM buffer pools (System Definition) for an explanation of the POOLID statement.

Reason code: 08

The maximum number of VSAM shared resource pools has been exceeded when the number of shared pools reserved with the RESVPOOL statement is considered. Normally, the maximum number of shared pools allowed is:

- 15 in a batch or utility environment
- 16 in a DC or DBCTL environment

Any POOLID statements (with the corresponding VSRBF statements) found after the limit is reached are ignored. The warning message is only issued for the first valid POOLID statement exceeding the limit.

IMS buffer pool initialization continues.

Programmer response: Combine or eliminate the VSAM POOLID subpool definition statements that exceed the limit.

Reason code: 20

A terminal in Fast Path response mode attempted to logon to an IMS system that is not Fast Path capable.

Module: DBFSUIX0, DFSRDB30

DFS0446I WARNING - VSAM SHARED RESOURCE POOLID *xxxx* ON DBD STATEMENT IN ERROR

Explanation: An error was detected while processing DBD statements. The VSAM shared resource pool ID on the DBD statement did not match the ID on any valid POOLID subpool definition statement.

System action: IMS reassigns the data set to the default shared resource pool.

Programmer response: Correct the control statement before the next job execution.

Module: DFSRDB30

DFS0447I NUMBER OF BUFFERS FOR VSAM SUBPOOL SIZE *mmmm* CHANGED TO *mmm*, POOL ID *xxxx*

Explanation: The number of buffers specified for the VSAM subpool size *mmmm* was either less than the required minimum or was greater than 32767. If multiple shared resource pools were requested, POOL ID *xxxx* indicates the shared resource pool in error.

System action: *mmm* buffers were built in the subpool.

Programmer response: For an explanation of buffer pool specifications, see the IMS system definition information.

Module: DFSDVBI0

DFS0448I VSAM HIPERSPACE BUFFERING INVALID | UNAVAIL | FAILED FOR SUBPOOL SIZE *mmmm*, POOL ID *xxxx*

Explanation: VSAM Hiperspace buffering is invalid when specified on a subpool size less than 4 K bytes. VSAM Hiperspace buffering is unavailable for the indicated subpool size because of insufficient expanded storage, and the Hiperspace buffers were defaulted or specified as optional.

VSAM Hiperspace buffering failed for the indicated subpool size because of insufficient expanded storage, and the Hiperspace buffers were specified as required.

If multiple shared resource pools were requested, POOL ID *xxxx* indicates the shared resource pool in error.

System action: For INVALID or FAILED, IMS initialization abnormally terminates with abend 0430.

For UNAVAIL, initialization of IMS continues without Hiperspace buffering for the identified VSAM subpool.

Programmer response: Remove any Hiperspace buffering specifications on buffer sizes less than 4 K.

If sufficient expanded storage exists and this message indicates that storage is unavailable, try increasing the z/OS SRM values in the IPS statement for PWSS=(*min,max*). See z/OS MVS Initialization and Tuning Guide (SA22-7591).

Module: DFSDVBI0

DFS0448W VSAM HIPERSPACE SIZE SPECIFIED EXCEEDS THE 2GB LIMIT, POOL ID *xxxx*.

Explanation: The size of a Hiperspace pool size exceeded the 2 GB limit.

In the message text:

xxxx The local shared resource (LSR) VSAM buffer pool ID

System action: The Hiperspace pool size defaults to the 2 GB limit.

Programmer response: Check the specification of the buffer.

Module: DFSDVBI0

**DFS449A VOLUME..... IS INCORRECT FOR
RESTART-MOUNT VOLUME.....**

Explanation: During restart processing, the utility detected an incorrect volume mounted for the continuation of the image data set.

System action: The utility closes the data set, forcing the incorrect volume to be demounted, and then opens the data set. The utility continues to do this until the correct volume is mounted.

Operator response: If the volume serial numbers are not specifically mentioned in the JCL or catalog, mount the volume specified in the second half of the message. If the volume is described, continue mounting volumes that z/OS will accept until the volume the utility requires is eventually mounted.

Module: DFSUICP0

**DFS0450I DFSDDLE0 *dbdname*
STOPPED-LOGICAL ERROR
DDNAME=*ddname* VSAM ERROR
CODE=*nn***

Explanation: The module detected a read or write error on the database definition name on the DDNAME data set. This message indicates VSAM returned (in register 15) a return code of 8 to a VSAM PUT from module DFSDDLE0. A logical error code from the RPL is also printed to further define the logical error.

System action: Processing continues.

Problem determination: 1, 2, 3, 5, 8, 11, 17a, 17d, 17g, 20, 36

Module: DFSDDLE0

Related information:

Chapter 2, "IMS problem determination," on page 13

Chapter 13. DFS messages, DFS0451A - DFS0500I

This topic contains the following messages:

DFS0451A *modname, dbdname, ddname, i/o error, decb field*

Explanation: This message is related to DFS0451I. See that message for a detailed explanation and actions.

Related information:

DFS0451I

DFS0451I *modname, dbdname, ddname, i/o error, decb field*

or

hhmmss, variable text

Explanation: Any of the forms of this message can be issued. A READ or a WRITE error has occurred during an I/O operation.

Module *modname* detected an error during an I/O operation or while processing the write error queue elements (WEQE) for the identified *ddname* in database *dbdname*. The variable *i/o error* indicates whether it is a READ error or whether a WEQE is found, and the status code is returned to the application program. No status code is returned for the WRITE error.

If the access method is VSAM, this message is preceded by a display of bytes 26-125 of the VSAM physical error message, prefixed by DFS0451I *hhmmss*. For the format and contents of this message, see *z/OS DFSMS Macro Instructions for Data Sets*.

If the access method is OSAM, *decb field* is the field DECBSTAT from the DECB used for the I/O operation, followed by a description of the error. See message DFS0762I for the DECB status code (DECBSTAT) definitions.

If the IOEROPN=(n,WTOR) parameter is specified when the PSB is generated and if the system is batch (DLI or DBB), the operator can specify abend or continue. This option is only specified in batch for an action-required message.

The values are defined as follows:

modname

One of the following modules issued the message:

DFSDVSM0

DFSDBH00

DFSDDLE0

dbdname

Database name

ddname DD name

i/o error Indicates that a READ or WRITE error has occurred during an I/O operation or that the WEQE (write error queue element) was detected. Whenever a WRITE error has occurred and the subsystem does not have a copy of the data, a WEQE is created for the block.

If an application requests data in a block with a WEQE, this message is generated and a status code is passed back to the application program. After the database recovery has been performed, all WEQEs for the database will be freed. The WEQE in the subsystem incurring the WRITE error (data sharing or non-data sharing environment) is flagged to allow error free READ operations for that block in that subsystem. In a data sharing environment, if an application running in a subsystem other than the one incurring the WRITE error requests a segment in the given database block, this message is generated and a status code is passed back to the application program. A READ operation is not issued for the block since it was incorrect. After the database recovery has been performed, all WEQEs for the database will be freed. In a nondata sharing environment, if the database is closed and then reused without recovering it (for example /DBD instead of /DBR), this flag is removed and subsequent READ requests for that block result in this message being issued.

decb field

A DECB field is indicated by the DECBSTAT or DECBEXC

For the *hhmmss, variable text* version:

A READ or a WRITE error has occurred during an I/O operation. This form of the message is issued for VSAM errors. *hhmmss* is a time stamp, and *variable text* is from VSAM.

The VSAM error IEQE indicates the existence of a key-sequenced data set (KSDS) IO toleration extended error queue element (EEQE) to prevent any access to the record pointed by the EEQE.

System action: For the action-required message, DL/I waits for the operator to respond before continuing. If the operator responds with ABEND, the application program terminates with pseudoabend 0451, and IMS continues processing. However, if DUMP=YES was specified on the DL/I buffer options statement, the

DFS0452I • DFS0454I

application terminates with standard abend 0451. An operator response of CONT causes IMS to continue processing.

For the information message, processing continues.

If IOEROPN=(451,WTOR), IMS terminates with abend 0451, even if the operator responds CONT to the DFS0451A message.

Operator response: (system): For the action-required message, reply ABEND to cause abend 0451, or CONT to cause IMS to continue processing. No action is required for the information message.

(master terminal) : Contact the appropriate support personnel responsible for the recovery of the database.

System programmer response: For both messages, if it is a permanent READ error or WRITE error, recover the database. However, if only WRITE errors occur, the database might continue to be used by the online system, and recovery can be delayed until a convenient time. If application performance is affected or READ errors occur, the database must be recovered.

Problem determination: 1, 2, 3, 5, 8, 11, 17a, 17d, 17g, 20, 35

Module: DFSDBH40, DFSDDLE0, DFSDVSM0

Related reference:

 z/OS: RPLERRCD reason codes

Related information:

“DFS0762I” on page 211

Chapter 2, “IMS problem determination,” on page 13

**DFS0452I DUP-CLOSE NO LONGER
 SUPPORTED -- USE DUP AND REP
 THEN RERUN CLS MODE**

or

CONTROL CARD INPUT NOT PRESENT

or

ERROR IN CONTROL CARD FORMAT

Explanation: Either control statement input was missing or a control statement was in error. The erroneous control statement is printed on the SYSPRINT data set.

Programmer response: Resubmit the job with a control statement or a corrected control statement.

Module: DFSULG10

DFS0453I UNABLE TO OPEN xxx

Explanation: The data set (xxx) was not able to be opened successfully. xxx consists of a descriptive name of the data set plus the ddname.

The values for xxx are:

CARD INPUT ddname
PRINT OUTPUT ddname
INPUT OLDS ddname
INPUT SLDS ddname
OUTPUT LOG ddname
NEXT OLDS ddname

System action: If the error occurs on a dual WADS or dual Next, OLDS processing continues using the alternate data set. Otherwise, the Log Recovery utility terminates processing.

Programmer response: If the Log Recovery utility fails, ensure that a DD statement is present and specified correctly. If a hardware failure is indicated, rerun the job specifying an alternate unit.

Module: DFSULG10, DFSULG20

**DFS0454I UNSUCCESSFUL ALTERNATE LOG
 DATASET POSITION---REASON x**

Explanation: Dual input logs were specified for the Log Recovery utility. An error was detected while reading one of the input logs.

The value of the reason code x is 2 or 3.

Code (hex)

Meaning

- 02** Dual SLDS input was provided. The two SLDSs did not start with the same block of data. DFSULG20 processing has terminated for both input logs, but the block of data common to both logs was not successfully read.
- 03** Dual input logs were provided. DFSULG10 tried to read the first block from each log to determine if the input was valid. For OLDS, the first pair of blocks must be readable and identical. For SLDS, the first pair of blocks must be readable. If the SLDS blocks are not identical, the higher log sequence number (for the first log record) is saved. Processing of that input log (and its corresponding output log) is suspended until the higher log sequence number is found on the other remaining input log.

System action: The Log Recovery utility terminates processing with a memory dump.

Programmer response: For reason code 02, examine the error block listing and the input logs. Try to determine why the matching block was not read. (The matching block is either an error block or is missing on the input log.) If the block is in error, correct the block using z/OS system utilities. If the block is missing,

provide all SLDS volumes as input. Then rerun the utility.

For reason code 03, use z/OS system utilities to examine the input logs. Correct the error and rerun the utility.

Module: DFSULG10, DFSULG20

DFS0455I I/O ERROR ON *xxx* DURING *mmm* OPERATION

Explanation: The Log Recovery utility, DFSULTR0, encountered an I/O error on data set *xxx* while processing in mode *mmm*. The value of *mmm* is CLS, DUP, or REP. *xxx* consists of a descriptive name of the data set plus the ddname.

The values for *xxx* are:
 INPUT OLDS ddname
 INPUT SLDS ddname
 OUTPUT LOG ddname
 NEXT OLDS ddname

System action: If the I/O error occurs on a dual data set, processing continues using the alternate data set. Otherwise, the Log Recovery utility terminates processing.

Programmer response: If the Log Recovery utility fails (that is, return code = 8), do one of the following:

- If the error occurred on the interim log data set either during REP mode, input OLDS, or next OLDS, run DUP mode to close or recover the data sets.
- If the error occurs on the interim log data set during DUP mode or during an output log, rerun the job and specify another drive or volume.

Module: DFSULG10, DFSULG20

DFS0456I ERROR ID'S ON STATEMENT AND INTERIM LOG DO NOT MATCH

Explanation: One of the following problems occurred:

- The input control statements to a REP mode operation were out of sequence.
- The sequence number is wrong.
- The control statements are missing.

System action: The Log Recovery utility terminates processing.

Programmer response: Do the following:

1. Verify that the control statements agree with the printed output produced in the DUP mode run.
2. Correct and resubmit the job.
3. Ensure that the appropriate interim log data set was used.

Module: DFSULG10

DFS0457I CONTROL CARD SPECIFIED 'B' RECORD---NO 'B' RECORD ON INTERIM LOG

Explanation: SYSIN input specified that the data be replaced in the B record of the given sequence number. An A record was encountered but no corresponding B record was present.

System action: The Log Recovery utility terminates processing.

Programmer response: Take the following actions:

- Check the printed output from the previous DUP run to ensure that the B records were produced.
- Ensure that the appropriate interim log data set was used.

Module: DFSULG10

DFS0458I CONTROL CARD OUT OF SEQUENCE

Explanation: The control cards are out of sequence.

Programmer response: Put the control cards in the appropriate sequence, and resubmit the job.

Module: DFSULG10

DFS0459I EOF ON INTERIM LOG WITH CONTROL CARD YET TO PROCESS

Explanation: Control statements were submitted for records not on the interim log data set. The remaining unprocessed control statements are printed on the SYSPRINT data set.

System action: The Log Recovery utility terminates processing.

Programmer response: Determine if the extra control statements are valid. If they are not, a volume of the interim log data set was probably omitted from the job.

Module: DFSULG10

DFS0460I REPLACEMENT DATA WILL NOT FIT IN RECORD

Explanation: The offset plus the length of the data specified by the REP statement falls outside of the indicated block.

System action: The Log Recovery utility terminates processing.

Programmer response: Examine the printed output from the previous DUP run to determine the proper offset and length. Correct the control statement, and rerun the job.

Module: DFSULG10

DFS0461I USER HAS SPECIFIED 'REP' IN BOTH A AND B RECORDS

Explanation: For a given sequence number, data can be replaced in either the A record or the B record. It cannot be replaced in both records.

Programmer response: Resubmit the job, specifying "REP" in either the A record or the B record.

Module: DFSULG10

DFS0462 NOBUILDQ KEYWORD MUST NOT BE PRESENT

Explanation: You can use the NOBUILDQ keyword *only* when warm starting IMS using the /NRE command with the FORMAT keyword included. (Even though the BUILDQ keyword is valid with the /ERE command, NOBUILDQ is not valid.) For a description of the syntax of the /NRE and /ERE commands, see *IMS Version 13 Commands, Volume 1: IMS Commands A-M*.

Module: DFSICL20

Related reference:

 /NRESTART command (Commands)

 /ERESTART command (Commands)

DFS0463I BUILDQ OR NOBUILDQ KEYWORD REQUIRED

Explanation: You entered the /NRE FORMAT command to warm start IMS, but omitted the BUILDQ or NOBUILDQ keyword. You must specify either BUILDQ to build the queues after formatting the data sets indicated by the FORMAT keyword, or NOBUILDQ to format the data sets without rebuilding the queues.

For the commands /NRE FORMAT SP and /NRE FORMAT ALL, NOBUILDQ is invalid and you must specify BUILDQ.

System action: The command is ignored.

Module: DFSICL20

DFS0464A THE SECONDARY INDEX INDICATOR IS NOT ON IN THE DBD FOR MEMBER (*dbdname*)

Explanation: The control statement image printed before this message indicates that the *dbdname* specified is a secondary index, but the secondary index flag is not on in the DBD member.

System action: If the utility is not executing under the Utility Control Facility (UCF) and the OPTIONS=ABEND is not selected, execution continues to the next control statement image. The step terminates with a return code of 8. If the

OPTIONS=ABEND card is specified, the utility terminates with a user abend.

If the utility is executing under the UCF, processing ceases and execution terminates with a return code of 8.

Programmer response: Verify that the control statement image is specified correctly and check the source DBD for the database name printed in the message. Rerun the job after making the appropriate corrections.

Module: DFSURUL0

DFS0465I PSB *psbname* IS INCORRECT FOR DBD *dbdname*, PSB STOPPED.

Explanation: The named PSB has a DL/I PCB statement that references a Fast Path (MSDB or DEDB) DMB.

System action: The PSB is stopped.

Programmer response: Correct the PSB in error, rerun ACBGEN, and rerun the program.

Module: DFSDBLP0, DFSXRBL0

DFS0466I NO xxxxxxxx DD CARD SPECIFIED

Explanation: The utility program found a control statement that requires the ddnamexxxxxxx which was not supplied.

System action: The Log Recovery Utility terminates processing.

Programmer response: Correct the control statement or JCL and resubmit the job.

DFS467I xxxxxxxx DDDUMMY CARD SPECIFIED

Explanation: The utility program found a control statement that required the ddname xxxxxxxx which is DD DUMMY.

System action: The Log Recovery Utility terminates processing.

Programmer response: Correct the control statement or JCL and resubmit the job.

DFS468 INCORRECT VTAM LEVEL - RNR DISABLED

Explanation: Rapid Network Reconnect (RNR) must be running with VTAM 4.4 or above. If VTAM is not at the correct level, RNR is disabled.

System action: IMS continues normal execution.

Operator response: No action is required.

DFS469 ALL SESSION RECONNECTS HAVE BEEN INITIATED

Explanation: All session reconnections for the IMS Rapid Network Reconnect option have been scheduled. The session reconnection function runs asynchronously with normal IMS processing and the MTO is notified of any reconnect failures.

System action: IMS continues normal execution.

Operator response: No action is required.

DFS470 RAPID NETWORK RECONNECT STARTING

Explanation: IMS starts the Rapid Network Reconnect process.

System action: IMS continues normal execution.

Programmer response: No action is required.

Module: DFSVTP00

DFS0471I IMS CANNOT LOCATE NODE xxxxxxxx DURING RAPID NETWORK PROCESS

Explanation: During the session reconnect process, VTAM notifies IMS that all sessions are pending recovery. To restore each individual session, IMS has to locate its corresponding control block. However, the control block for the node xxxxxxxx was not found.

System action: IMS continues normal execution.

Operator response: The session can be restarted, as appropriate, using normal session initiation procedures.

Problem determination: 1, 5, 6, 12, 14

Module: DFSIDC00

Related information:

Chapter 2, "IMS problem determination," on page 13

DFS0472I RNR FUNCTION DISABLED FOR IMS/ESA EXECUTION WITH XRF

Explanation: The RNR option was specified as an IMS execution parameter for an IMS system generated with XRF.

System action: IMS execution continues with the RNR function disabled.

Operator response: (master terminal) Continue with the execution and RNR disabled. Use of RNR requires a new IMS system definition without XRF included (HSB=NO on the IMSCTRL macro statement).

Problem determination: 2, 6, 1

Module: DFSIIDC0

Related information:

Chapter 2, "IMS problem determination," on page 13

DFS0474W RAPID NETWORK RECONNECT FAILED INQUIRE/RESTORE RC=nnn, FDB2=mmm

Explanation: VTAM INQUIRE or RESTORE commands were issued during Rapid Network Reconnect, and VTAM returned a bad code.

In the message text:

nn The return code received from VTAM.

mmm The FDB2 returned by VTAM.

For information returned by VTAM and possible actions, see *z/OS Communications Server SNA Messages* (SC31-8790) and *z/OS Communications Server: SNA Programming* (SC31-8829).


System action: IMS terminates the Rapid Network Reconnect.

Operator response: The session can be restarted, as appropriate, using normal session initiation procedures.

Problem determination: 1, 5, 6, 12, 14

Module: DFSIDC00

Related reference:

 *z/OS: RPL return code (RTNCD,FDB2) combinations*

Related information:

Chapter 2, "IMS problem determination," on page 13

DFS0475I POSITION FAILURE DURING REPOSITIONING ON FILENAME, EXPECTED xxxxxxxx, FOUND yyyyyyyy

or

GETMAIN FAILURE DURING REPOSITIONING ON FILENAME, RETURN CODE RETCODE

or

BSP FAILURE DURING REPOSITIONING ON FILENAME, RETURN CODE RETCODE, REASON CODE REACODE

or

READ FAILURE DURING REPOSITIONING ON FILENAME, POST CODE POSTCODE

or

WRITE FAILURE DURING REPOSITIONING ON FILENAME, POST CODE POSTCODE

Explanation: This message follows message DFS0414I. After an I/O error on one OLDS using dual logging, IMS attempts to back out the data that was written to the other OLDS in the pair. To do this, IMS attempts to

reestablish position in the file. Various errors can occur during the repositioning process. Each form of the message indicates a specific repositioning error. IMS issues the first form of the message when an IMODULE GETMAIN call to obtain a temporary Read/Write buffer fails. The return codes from the call indicate the following conditions:

Codes

Explanation

- 4 Storage not allocated
- 8 Parameter error
- 38 Caller in SRB or XM mode


IMS issues the second form of the message when a BSP (BACKSPACE) request fails. For a description of the return codes and reason codes, see *z/OS DFSMS Macro Instructions for Data Sets*. IMS issues the third and fourth forms of the message when a BSAM read or write request fails. For a description of the post codes, see *MVS/DFP V3R3 Customization (SC26-4560)*, which refers to them as status indicators in the ECB. IMS issues the fifth form of the message when it has repositioned itself in the OLDS but finds that the block at that point does not have the expected sequence number. The expected sequence number is *xxxxxxx*. The found sequence number is *yyyyyyyy*.

System action: IMS continues processing and switches OLDS.

Programmer response: Since some of the blocks of data can be duplicated in the old and new pair of OLDS, run the log recovery utility to remove the extra blocks and close the OLDS. (DBRC does not archive the OLDS unless this is done.) Run the utility in CLS mode using DFSOLP, DFSOLS, DFSNOLP, and DFSNOLS DD statements. So not use DFSWADSn DD statements. The DFSOLP and DFSOLS DD statements must reference the OLDS pair on which the I/O error occurred. The DFSNOLP and DFSNOLS DD statements must reference the OLDS pair to which IMS switched following the I/O error.

Module: DFSFDLB0, DFSFDLS0

Related reference:

 z/OS: BSP completion codes

Related information:

“DFS0414I” on page 108

DFS0476A SPOOL DATASET ABEND -- DDNAME = xxxxxxx


Explanation: A permanent I/O error occurred during OPEN, CLOSE, or EOVS processing and an IMS DCB abnormal termination exit received control. In the message text, *xxxxxxx* is the ddname being processed at the time of the abend. z/OS also issues a message to describe the abend; the z/OS console log contains this message related to this ddname.

System action: IMS ignores the abend and switches to the next available spool data set.

Programmer response: Ensure that there is a spool data set available. If there is no spool data set available, schedule the spool print utility to unload the spool data sets. Additionally, in an XRF environment, consider issuing a takeover and allocating new spool data sets. As long as there is no spool data set available, IMS queues all messages destined to the spool LTERM to the message queue. This problem can lead to an abend 0758.

Module: DFSDN155

Related information:

 IMS abend 0758

DFS0477A INVALID CLOCK SETTING. EXCESSIVE UTC OFFSET. RESET CLOCK AND REPLY C FOR CONTINUE OR A FOR ABORT.

Explanation: The UTC offset must be within the range of -11:00 to +14:00 hours. The value is outside this range. The operator probably made an error in the SET CLOCK command.

This message is a WTOR message, and system initialization is suspended until the operator replies. IMS might reissue this message if the clock setting is still invalid after the operator replies.


System action:

If the operator replies C, IMS initialization continues. If the operator replies A, IMS terminates abnormally with abend 0525, subcode 03.

Operator response: If you can correct the error by a SET CLOCK command, enter the SET CLOCK command before replying to this message. If you cannot correct the error without an IPL, enter the abort option (A) to allow IMS to make an orderly shutdown.

Module: DFSTIME0

Related information:

 IMS abend 0525

DFS0478A INVALID CLOCK SETTING. EXCESSIVE UTC OFFSET. RESET CLOCK IMMEDIATELY.

Explanation:

The UTC offset must be within the range of -11:00 to +14:00 hours. The value was outside this range. The operator probably made an error in the SET CLOCK command. This highlighted message indicates that the operator act immediately.

System action: This message remains highlighted until the clock is corrected.

Operator response: Enter a SET CLOCK command with the correct clock setting or local time value.

The system continues to process transactions, but the stored time stamps are not convertible to the current local time. Correcting the clock to a valid local time eliminates the cause of this message and removes the highlighted messages from the screen.

If entering the correct local time value does not correct the problem, the TOD clock must contain an invalid UTC value. An IPL might be required to set a correct UTC value in the TOD clock.

Module: DFSTIME0

DFS0479A ISSUE UNQUALIFIED GN FAILED =
xx


Explanation: xx indicates the DL/I status code for the error.

System action: Processing stops.

Programmer response: Correct the JCL error indicated by the DL/I status code. See the DL/I status codes information.

Module: DFSMAID0

Related reference:

 DL/I status codes (Messages and Codes)

DFS0481A CANNOT ALLOCATE STORAGE
-GETMAIN

Explanation: An error occurred while trying to obtain storage.

System action: Processing stops. Storage is not allocated.

System programmer response: Increase the region size in the startup JCL.

Module: DFSMAID0

DFS0482A PARTITION SIZE SELECTION TOO
SMALL

Explanation: The selection size for a HALDB partition was too small.

System action: Processing stops.

System programmer response: Increase the size for the HALDB partition selection.

Module: DFSMAID0

DFS0483A HD UNLOAD ENCOUNTERED AN
ERROR OPENING THE SYSIN
DATASET

Explanation: The data set described by the SYSIN DD card was not able to be opened.

System action: Processing is halted.

User response: Correct the data set referenced by the SYSIN DD card.

Module: DFSURGU0

DFS0484A THE FOLLOWING DATASETS FOR
DATA BASE *dbdname* ARE NOT
REGISTERED TO DBRC: *ddname1*
ddnamen

Explanation: DL/I open processing for database *dbdname* failed because the open data sets listed are not registered in the RECON data set, although the database is registered.

System action: Message DFS0730I with reason code I,35 is issued. See System Action for message DFS0730I.

Programmer response: Use the DBRC INIT.DBDS command to register the data sets in the RECON data set so that the necessary recovery-related information is recorded during execution.

Problem determination: 1, 6

Module: DFSDDUI0

Related information:

"DFS0730I" on page 193

Chapter 2, "IMS problem determination," on page 13

DFS0485W RECOVERY DATA FOR [DATA BASE
dbdname | AREA *areaname*] MISSING
FROM THE RECON DATASET

Explanation: Recovery information for database *dbdname* or area *areaname* might be missing from the RECON data set. The database or area is being opened for update with DBRC so that log data sets generated during the execution are recorded in the RECON data set. In a previous run when update ACCESS to the database or area was allowed, DBRC was not used. Therefore, unless explicit action was taken, the RECON data set contains no record of log data sets from previous executions necessary to generate valid recovery JCL.

If the log data sets from the previous executions were explicitly added to RECON, then this message confirms that the RECON is again being used to record recovery information. If an image copy was recorded in RECON since the last update of the database or area that did not use DBRC, and if the log data sets from the previous executions were not recorded in RECON, then this message indicates that recovery from image copies before the updates without DBRC are invalid.

System action: Execution continues. The DBRC usage indicator (DUI) in the database is updated with the identification of the RECON data sets that currently record recovery information.

Programmer response: You can take one of the following actions:

- Use the appropriate DBRC commands to manually update the RECON data set to ensure that all logs required as input for recovery or change accumulation are recorded.
- Take and record an image copy of the database (or area) in the RECON data set to provide a new recovery base.

The first execution that opened this database or area for update processing without DBRC issued message DFS0486W.

Module: DFSDDUI0, DBFMOPC0

DFS0486W THE RECON DATASET WILL NOT BE UPDATED FOR [DATA BASE *dbdname* | AREA *areaname*]

Explanation: The database *dbdname* or area *areaname* was being opened for update processing without DBRC control. Although DBRC was used during the previous execution for which update ACCESS to the database or area was allowed, log data sets generated during the current execution will not be automatically recorded in the RECON data set. Unless explicit action is taken, the RECON data set will not contain the necessary data to generate JCL for valid Database Recovery utility processing.

Important: The conditions that cause this message to be issued should always remain under direct user control. If the named database or area is concurrently being updated by subsystems that are using DBRC and performing database or block level data sharing, then allowing execution to continue without direct DBRC control might jeopardize the integrity and recoverability of the database or area.

System action: Execution continues. The DBRC usage indicator (DUI) in the database is updated to reflect that this database or area is being updated without DBRC.

Programmer response: You can take one of the following actions:

- Use the appropriate DBRC commands used to manually update the RECON data set to ensure that all log data sets required as input for recovery or for change accumulation are recorded.
- Take and record an image copy of the database or area in the RECON data set to provide a new recovery base.

Change the JCL for all subsystems that access this database or area so that they all use the same RECON data sets and DBRC.

Module: DFSDDUI0, DBFMOPC0

DFS0487W THE RECON DATASET USED FOR [DATA BASE *dbdname* | AREA *areaname*] HAS CHANGED

Explanation: The database *dbdname* or area *areaname* has been opened for update processing. This message is a warning that the RECON data set being used to record the update logs for the database or area might not contain the most recent recovery generation data for the database or area. DL/I (or Fast Path) open processing for the database or area detected that the RECON data set used might not be the one used during the previous execution to record logs for the database or area. The RECON data set, therefore, might not contain data necessary to generate correct JCL for the database or area recovery processing utilities.

Important: If the area was not opened previously with access intent of update or exclusive, this message can appear even though the RECON data set has not changed.

System action: Execution continues. The DBRC usage indicator (DUI) in the database is updated with the identification of the RECON data sets which currently record recovery information.

Programmer response: If the database or area is registered in more than one RECON data set, ensure that the correct one is being used for this execution. The appropriate DBRC commands can be used to manually update the RECON data set to ensure that all logs required as input for recovery or change accumulation are recorded, or an image copy of the database or area should be taken and recorded in the RECON data set to provide a new recovery base.

Module: DFSDDUI0, DBFMOPC0

DFS0488I DBR | DBD | STA | STO COMMAND COMPLETED. DATAGROUP (*groupname*)

or

DBR | DBD | STA | STO | LOCK | UNLOCK COMMAND COMPLETED. DBN=*database_name* RC=*nn*.

or

DBR | DBD | STA | STO | VUN COMMAND COMPLETED. DBN | AREA | ADS=*database_name* | *area_name* | *adsname* RC=*nn*

or

UNLOCK COMMAND COMPLETED. RC=*nn*

or

DBR | DBD | STA | STO COMMAND COMPLETED. KEYWORD ALL

Explanation: The /DBRECOVERY, /DBDUMP, /START, or /STOP command processing is completed. A zero return code indicates that the named database has been successfully processed. The ADS specification is effective only for the /STOP command. The area is only for the /DBRECOVERY, /START, and /STOP commands. A nonzero return code indicates that an unexpected error was encountered while processing.

If the data group contains both full function and Fast Path databases, you might see a command complete message before seeing any messages indicating Fast Path areas did not start successfully.

The /VUNLOAD command completed processing for area xxxxxxxx. DFS0488I is only issued for areas for which the /VUNLOAD command failed, along with the reason code. The reason code indicates the result of the command. A final DFS0488I message is issued to indicate that the command is completed.

For the second form of the message, the return code *nn* can have the value 00, 04, or 20.

The third and fourth forms of the message are issued to avoid excessive individual messages for successful operations.

When the keyword ALL is specified, one DFS0488I is issued for every database name, area name, or ADS name in error, followed by a final DFS0488I DBR|DBD|STA|STO|VUN COMMAND COMPLETED message. DFS0488I is not issued for each database name, area name, or ADS name with return code of 00 (RC=00 indicates that the command was successful).

This message is only received for the LOCK command that is issued from an OM API.

Return code (Dec)

	Meaning
01	The requested state and the current authorization state (see the RECON data set) are incompatible. The database is authorized by another active or abnormally terminated IMS subsystem, and its authorization state is incompatible with the current authorization request.
02	The global command was not able to synchronize with all data sharing partners. The command was completed on the subsystem that received this message, but the partners must be interrogated to determine if the command completed successfully.
03	The database is marked as prohibiting further authorization for one of the following reasons; a global /DBRRECOVERY, a global /STO, or a DBRC CHANGE.DB(NOAUTH) command.
04	An error occurred at the close of the database. For detailed information about the reason codes, refer to message DFS730I.

Module DFSMDA00 can also issue return code 4 if dynamic allocation or deallocation failed. This code indicates an interface problem between another IMS module and the IMS dynamic allocation module, DFSMDA00. This code can also indicate a missing or bad DFSMDA00 member.

For a /VUNLOAD command, the area specified was not found in any data space or coupling facility structure. Verify that the area name is correct. Issue a /DISPLAY FPVIRTUAL command to find which areas are in data spaces or coupling facility structures.

For the second form of the message, this return code indicates that the /UNLOCK SYSTEM command was only partially successful. At least one tolerated block or CI could not be purged. Enter the /UNLOCK SYSTEM command again later.

Return code 04 can also mean that the database is authorized only if the requested state is "READ" or "READ-GO" because of a global /DBD command.

05	The database is marked as needing an image copy.
06	The database is marked as needing recovery.
07	The database is marked as needing backout.
08	Dynamic allocation failed (from DFSMDA00). This code indicates that the IMS dynamic allocation module (DFSMDA00) received a nonzero return code from MVS dynamic allocation.

For a /VUNLOAD, /STOP AREA GLOBAL, /DBRECOVERY AREA GLOBAL, or /STOP ADS command, an attempt to get the VUNLOAD lock for an area in a coupling facility structure failed. The /VUNLOAD, /STOP AREA GLOBAL, /DBRECOVERY AREA GLOBAL, or /STOP ADS command is terminated. The VUNLOAD, STOP, or DBR processing is not done.

09	During authorization change processing, IRLM could not identify one or more subsystems. You might have IRLM=N or another IRLM name specified on the subsystem.
11	An invalid parameter was found during the evaluation process for database-usage compatibility. The database record in the RECON data set might be invalid.
12	Dynamic allocation or deallocation failed because no storage was available from DFSMDA00.
	Return code 12 can also mean that the current authorization state in DBRC is invalid because of an unauthorization error.
14	The named database cannot be started because of one of the following possible conditions:

- DBRC has already authorized other READ access users in the other IMS subsystem to access the database. The granted authorization level for the other subsystem is incompatible with the original authorization level for the current subsystem because of the last /DBDUMP command issued. As a consequence, the original authorization level cannot be restored for the current subsystem.
- The changed database authorization level has been requested through the /STA DB ACCESS command. The request for the change in the ACCESS parameter failed because the database was incompatible with the authorization level currently held in the other IMS subsystem.

Return code 14 can also mean that an error occurred in DBRC while trying to process a change authorization request.

- 15 The duplicate AREA entry on the /DBRECOVERY AREA command is ignored. The area was already unauthorized by DBRC.
- 16 Dynamic allocation or deallocation failed because of a system error. For detailed information about the reason codes, refer to message DFS2498I.
- 20 For the /UNLOCK SYSTEM command, one of the following conditions occurred:
- There were no EEQEs to purge.
 - The /UNLOCK command was entered on an IMS system that is not XRF-capable.
 - The /UNLOCK command was entered on an active system that was not a previous alternate system. This command must be entered only on the alternate system.
 - The /UNLOCK command was entered on the alternate system before the alternate system completed the XRF takeover. This command must be entered on the alternate system only after one or more of the following events have occurred:
 - The failing active system has terminated
 - The processor containing the failing active system has been reset
 - I/O prevention on the active system is complete
- 21 One of the following occurred:
- A VLOCK request cannot be granted when processing a /START AREA, or a /VUNLOAD AREA command. The area is marked as STOPPED. One sharing IMS system is holding the retained VLOCK exclusive.
 - While processing either a /VUNLOAD AREA, or a /START AREA command, an IMS sharing partner noted an inconsistency in the VSO options between the DEDB area

control block (DMAC) on DASD and the DMAC in storage. The area is marked as STOPPED.

Issue a /START AREA command to correct the inconsistency.

- During /VUNLOAD, or a /START AREA command processing, an IMS sharing partner noted an inconsistency in VSO options between the DMAC on DASD and the DMAC in storage. The AREA is stopped. Issue a /START AREA command to correct the inconsistency.
- During /START AREA command processing, an IXLFORCE command is issued to delete any failed persistent connections from a prior failed system. The IXLFORCE command was not able to delete the failed persistent connection. In this case, the following messages are generated:
 - DFS2783A UNABLE TO DELETE FAILED-PERSISTENT CONNECTION TO STR: SSSSSSSSSSSSSSSS REASON=RRRR
 - DFS0488I STA COMMAND COMPLETED. AREA= XXXXXXXX RC=21

24 A command with the ALL keyword is not processed for a Fast Path MSDB. If /START DB ALL access is entered, module DFSDBDR0 does not include MSDBs.

28 The named database cannot be started because of the following conditions:

- The request to change the database authorization level to a data entry database (DEDB) has been requested through the /START DB ACCESS command. The change of an authorization level to a DEDB cannot be done because the referenced DEDB is in use by a region.
- Changing the DEDB access intent requires stopping the scheduling of all PSBs that have access to the target DEDB. This code might require stopping regions in which PSBs associated with WFI transactions are currently scheduled, and stopping the transactions or PSBs for non-WFI transactions.

31 A /START AREA command failed because the area is marked as recovery-needed in the DBRC RECON data set, or the DBRC RECON indicates that there are no available area data sets for the area.

34 Because a /START DB ACCESS command was issued, a change database authorization request was made from IMS to DBRC. The encoded database state returned from DBRC was set to a value of zero.

35 A backout error occurred for the database. A /START command for the database is invalid until a /DBRECOVERY command is issued and batch backout is performed.

- 37 One of the following events occurred:
- A write error occurred for the database. The command issued is invalid until a /DBRECOVERY command is issued.
 - A request for a new dataspace was issued during the open processing for a shared VSO area. Refer to message DFS2444I, that precedes message DFS0488I.
- 38 A /START DB command was not run because the database was being extended during an IMS XRF takeover, and I/O Prevention was not yet complete. You cannot start the database until IMS knows that I/O Prevention is complete.
- 39 A /START DB command specifying ACCESS=RO or RD is invalid while incomplete, restartable back outs exist for the database. IMS must have update or exclusive access to the database to redo the incomplete back outs. The command is not processed for the specified database.
- 41 The area is not loaded into the Coupling Facility. This code does not prevent access to the area unless this code is preceded by message DFS2819A.
- 42 The named HALDB partition cannot be processed in response to a /START DB command because of an error in the Partition Structure Manager. Check the system console for related DFS0415W messages.
- 43 The named database cannot be processed in response to a /DBRECOVERY command because one or more in-doubt EEQEs exist for the database and the NODBR keyword was specified in the DFSVSMxx member of the IMS PROCLIB data set.
- 44 When the /STOP ADS command is entered, the ADS of the named ddname is already stopped. This /STOP ADS command is ignored.
- 45 A /DBR, /DBD, /STA, or /STO command was issued against the named database or HALDB partition that is QUIESCED or has QUIESCE in progress. Try the command again after the QUIESCE has been released. If the quiesce is in a held state, release it with an UPDATE DB STOP(QUIESCE) command.
- 46 The command was entered on an RSR tracker for a Fast Path MSDB. The MSDB name is ignored and the remainder of the command is processed.
- 47 A /STA command was issued against the named HALDB partition that has pending backouts and its master database is stopped. Start the HALDB master with a /STA DB command before issuing the /STA DB command for the partition.
- 50 A /DBRECOVERY, /START, or /STOP command was issued with AREAGROUP or DBGROUP, where the AREAGROUP contained a specified database or the DBGROUP contained a specified area. The command is not processed for databases in an AREAGROUP or areas in a DBGROUP.
- On a system that is defined to support Fast Path, the keyword 'MSDB' was entered on a /START, /STOP, or /DBRECOVERY command. (MSDB is allowed on /DBDUMP.) The keyword is ignored and the remainder of the command is processed.
- 51 A /DBRECOVERY command was entered on the RSR tracker for a Fast Path DEDB. The DEDB name is ignored and the remainder of the command is processed.
- 52 A /DBRECOVERY or /START command was entered for a database that was in the process of being recalled from HSM. The command process is not performed at this time. The /DBRECOVERY command must be entered again after the database is recalled. The /START command will be automatically performed after the recall is complete.
- 53 A command that specifies a full-function DL/I database was entered on an RSR tracker that is running with LSO=Y. Full-function databases are not available to LSO=Y tracker systems, so the command could not be processed for the named database.
- 54 There is a discrepancy between the number of ADS allocated by IMS and the number of ADS known to DBRC. Correct the discrepancy, then reissue the /DBRECOVERY or /STOP command to deallocate the data sets.
- 55 The command failed because the FF DB or FP area is currently being recovered.
- 56 An error occurred while attempting to open the named database or HALDB partition. Check the System Console for message DFS0730I to determine the reason for the failure.
- 57 The named database is a HALDB master and is invalid with the OPEN keyword. However, a partition structure rebuild is attempted if needed and if only one HALDB master was specified in the command. No rebuild is attempted if more than one database name is listed in the command.
- 58 The named HALDB partition cannot be processed in response to a /DBDUMP, /DBRECOVERY, /START, or /STOP command. It is still in use by an active HALDB OLR. The command is not processed for the HALDB partition named in the message. However, processing continues for any other databases or HALDB partitions specified in the command.
- 60 The command failed because the area has been deleted by Online Change.
- 62 The named database failed directory initialization or the DBB or PSB pool space was not large enough to accommodate the

- blocks. Check the system console for messages that reference this database.
- 70 The named database or HALDB partition failed authorization. Check the system console for messages that are related to the authorization failure. Check the status of the named database or HALDB master if no messages related to the authorization failure are found.
- 71 OPEN keyword processing could not continue for the named HALDB partition because a /DBRECOVERY command has been issued for the HALDB master. Start the HALDB master and then reissue the command to start the HALDB partition. This situation can also occur if the partition has been deleted and a partition structure rebuild has occurred. You can perform a partition structure rebuild by issuing a /START DB *haldbmst* OPEN command or UPD DB NAME(*haldbmst*) START(Access) OPTION(OPEN) command, where *haldbmst* is the master of the partition, or by issuing a qualified GU call for a key in the key range of the partition. You can use the LIST.RECON command to determine if the partition exists or has been deleted.
- 72 Partition DBM build failed for the named HALDB partition. Check the System Console for DFS0415W messages to determine the reason for the failure.
- 73 DMB build processing failed for the named database or HALDB partition. Check the system console for DFS0561 or DFS0592I messages to determine the reason for the failure.
- 74 DMB build processing failed for the named database or HALDB partition because the data management block pool (DMB pool) is too small to hold all the required data management blocks. Change the appropriate parameter to make the pool larger and restart the system. Message DFS0992I might also be issued.
- 75 DMB build processing failed for the named database or HALDB partition. IMS detected a DMB pool shortage while attempting to load the DMB block for the named database or HALDB partition. The size of the DMB pool must be large enough to accommodate all DMBs that are actively being used. Change the appropriate parameter to make the pool larger and restart the system.
- 76 DMB build processing failed for the named database or HALDB partition. Check the System Console for DFS0564I messages to determine the reason for the failure.
- 77 DMB build processing failed for the named database or HALDB partition. An unexpected return code was received. Check the system console for any related messages and contact IBM Software Support.

- 79 The command was issued for a database that is still being processed by Restart Parallel Database Open. Wait for that process to complete and try the command again.
- 80 The named DEDB database cannot be started in a non-FP system.
- 81 This message is generated because the user issued a /VUN command for an area in a database that was read authorized. The /VUN command must be entered on an IMS subsystem that has update authorization for the database.
- 82 A /DBR, /STO or /VUN area command was issued against an area that is quiesced. Stop the quiesce by issuing a UPDATE AREA STOP(QUIESCE) command and issue the command again.
- 83 For the /UNLOCK command, an internal start database (/STA) command failed because of Common Service Area (CSA) shortage. Issue a manual /STA DB command for each database that has received message DFS0451I with the text IEQE FOUND.
- 84 The /START, /STOP, /DBR, or /DBD command for the database could not be processed because the resource is in the process of being imported from the IMS change list or the import from the change list failed. The resource cannot be acted on by the type-1 command until it is successfully imported.

System action: IMS continues processing.

Problem determination: 6, 11

Module: DBFARD10, DBFARD40, DBFARDA0, DFSDBDR0, DFSRDSH0, DBFCVUN0

Related information:

Chapter 2, "IMS problem determination," on page 13

DFS0489I DATA BASE *database name* IS CHANGED TO INQUIRY ONLY STATUS

Explanation: The database identified in the message was changed to INQUIRY ONLY status because the image copy needed flag is set in the DBRC RECON data set. When an Online Image Copy utility is scheduled to copy the database, the database authorization level must be changed to a read level in order to permit the online image copy to run. The Online Image Copy utility is requesting the read level authorization on behalf of the IMS subsystem.

System action: IMS processing continues with the online image copy. However, the database is marked for use as inquiry only.

Operator response: If an update or exclusive authorization level is required for the online IMS subsystem, enter a /START DB or UPDATE DB

START(Access) command after the completion of the Online Image Copy utility.

Problem determination: 4, 6

Module: DFSDBAU0

Related information:

Chapter 2, "IMS problem determination," on page 13

DFS0490I HD UNLOAD OF PARTITIONED DATA BASES IS NOT SUPPORTED FOR UCF

Explanation: HD unload of HALDB is not supported for the Utility Control Facility (UCF).

System action: Execution halts, and the return code is set to 16.

Module: DFSURGU0

DFS0491A ERROR IN DFSCCTL DATASET

Explanation: A statement in the DFSCCTL data set contained an error. Messages that follow this one display the incorrect line and describe the error. This message displays the affected region, when possible.

System action: The region is terminated.

Programmer response: Correct the line in error based on the messages that follow.

Module: DBFPCAA0, DBFPHI00, DBFPHI10, DBFPHI20, DBFPHI30

DFS0492I *line in error*

Explanation: This message displays the incorrect line in the DFSCCTL data set. At least one more message follows this one to provide additional information. This message displays the affected region, when possible.

System action: The region is terminated.

Programmer response: Correct the error based on the information in this message and the next messages.

Module: DBFPCAA0, DBFPHI00, DBFPHI10, DBFPHI20, DBFPHI30

DFS0493I INVALID CHARACTERS IN DATABASE NAME

Explanation: The database name in the statement shown in message DFS0492I contained invalid characters.

System action: The region is terminated.

Programmer response: Correct the line in error.

Module: DBFPCAA0

Related information:

"DFS0492I"

DFS0494I NO DATABASE NAME GIVEN

Explanation: The statement shown in message DFS0492I did not specify a database name.

System action: The region is terminated.

Programmer response: Correct the line in error.

Module: DBFPCAA0

Related information:

"DFS0492I"

DFS0495I NO PCB LABEL GIVEN

Explanation: The PCB label was missing in the statement shown in message DFS0492I.

System action: The region is terminated.

Programmer response: Correct the line in error.

Module: DBFPCAA0

Related information:

"DFS0492I"

DFS0496A PARTITION SELECTION FOR DATA BASE DATASET FAILED

Explanation: HDUNLOAD encountered an error from IMS Partition Selection while preparing to unload the database segments for a partition or range of partitions belonging to the database specified on the job parameter card.

System action: Processing halts with return code 16.

User response: Verify that the database input on the job parameter card is correct. If you specified a range of partitions in the SYSIN using NUMBER= (for example, PARTITION=PART2,NUMBER=5) then you might need to correct the range value or correct RECON by defining additional partitions. Consult your partition selection exit routine to identify partition names within the scope of the range.

If partitions are missing, define them using the Partition Definition utility TSO panels and resubmit the job.

Module: DFSURGU0

DFS0497I INVALID CHARACTERS IN PCB LABEL

Explanation: The PCB label in the statement shown in message DFS0492I contained invalid characters.

System action: The region is terminated.

Programmer response: Correct the line in error.

Module: DBFPCAA0

Related information:

"DFS0492I"

DFS0498I INVALID DATABASE NAME LENGTH

Explanation: The length of the database name in the statement shown in message DFS0492I was invalid. The name must be from 1 to 8 characters in length.

System action: The region is terminated.

Programmer response: Correct the line in error.

Module: DBFPCAA0

Related information:

"DFS0492I" on page 133

DFS0499I INVALID PCB LABEL LENGTH

Explanation: The length of the PCB label in the statement shown in message DFS0492I was invalid. The PCB label must be from 1 to 8 characters in length.

System action: The region is terminated.

Programmer response: Correct the line in error.

Module: DBFPCAA0

Related information:

"DFS0492I" on page 133

**DFS0500I DANGLING COMMA ON END OF
STATEMENT**

Explanation: The statement shown in message DFS0492I ends with a comma.

System action: The region is terminated.

Programmer response: Correct the line in error.

Module: DBFPCAA0

Related information:

"DFS0492I" on page 133

Chapter 14. DFS messages, DFS0501I - DFS550I

This topic contains the following messages:

DFS0501I IC OPTION SPECIFIED FOR NON PROCOPT H PCB *x*. RGN *n*

Explanation: PCB *x* specified the image copy (IC) option, but not processing option H (PROCOPT=H). The IC option is only valid for PROCOPT H PCBs.

System action: The region is terminated.

Programmer response: Either remove the IC option for this PCB, or specify PROCOPT H and rerun PSBGEN.

Module: DBFCPY00

DFS0502I MULTIPLE DATABASE NAMES GIVEN

Explanation: The statement shown in message DFS0492I contained two DATABASE= (or DB=) keywords.

System action: The region is terminated.

Programmer response: Correct the line in error.

Module: DBFPCAA0

Related information:

"DFS0492I" on page 133

DFS0503I DATABASE *x* NOT FOUND IN SYSTEM. RGN *n*

Explanation: In the statement shown in message DFS0492I, the DATABASE= (or DB=) keyword specified a database that does not exist.

System action: The region is terminated.

Programmer response: Correct the line in error.

Module: DBFPHI00

Related information:

"DFS0492I" on page 133

DFS0504A NO PCB FOUND WITH LABEL *x* FOR DATA BASE *y*. RGN *n*

Explanation: No PCB was found with label *x* for database *y*.

System action: The region is terminated.

Programmer response: Correct the line in error.

Module: DBFCPY00

DFS0505I MULTIPLE PCB LABELS GIVEN

Explanation: The statement shown in message DFS0492I contained two PCB= keywords.

System action: The region is terminated.

Programmer response: Correct the line in error.

Module: DBFPCAA0

Related information:

"DFS0492I" on page 133

DFS0506I SUBSET POINTER IS NOT VALID FOR SENSEG *segmentname* IN PCB *dbdname* IN PSB *psbname*

Explanation: The SSPTR subset pointer is specified in the SENSEG statement but not defined in the corresponding SEGM statement. In the message text: *segmentname*

The SENSEG that contains the invalid subset pointer.

dbdname

The SEGM *segmentname* of the DBD that does not have the SSPTR subset pointer defined.

psbname

The PSB that contains the invalid statement.

System action: Processing continues.

Programmer response: Take one of the following actions:

- If the application program does not use a subset pointer, ignore this message.
- Remove the SSPTR subset pointer from the SENSEG statement in the PSB. Then rerun the PSBGEN, then rerun the ACB utility with a BUILD statement for the PSB.
- Add the SSPTR subset pointer in the SEGM statement in the DBD. Then rerun the DBDGEN, then rerun the ACB utility with a BUILD statement for the PSB.

Module: DBFUDLB0

DFS0507I PRIMARY MASTER LOGICAL TERMINAL IS NOT DEFINED

Explanation: IMS initialization detected that the primary master logical terminal (PMTO) was not defined in the system.


System action: IMS initialization terminates with abend 3477.

DFS0508I • DFS0514I

System programmer response: Ensure that the PMTO is properly specified in the system definition.

Module: DFSAINB0

Related information:

 IMS abend 3477

DFS0508I ADJACENT COMMAS IN STATEMENT. RGN *n*

Explanation: The statement shown in message DFS0492I contained adjacent commas (, ,).

System action: The region is terminated.

Programmer response: Correct the line in error.

Module: DBFPCAA0, DBFPHI10, DBFPHI20

Related information:

“DFS0492I” on page 133

DFS0509A PARTITION SELECTION FAILED

Explanation: A logic error was encountered when accessing a HALDB partition for an online change copy.

System action: The utility ends with a return code of 08.

System programmer response: Examine a list history for the partition DBDS being copied to determine the cause.

Module: DFSUICP0

DFS0510E THE SETI STATEMENT IS INVALID. RGN *n*

Explanation: The statement shown in message DFS0491A or subsequent messages contained an invalid program specification block (PSB) name. *n* is the region ID number.

The PSB=*psbname* on the set index maintenance off (SETI) statement in the DFSCtl data set for the BMP application is used to suppress index maintenance for Fast Path secondary index databases that are referenced in the BMP application. However, there was an error in the PSB= parameter in the SETI statement.

One of the following errors occurred:

- The PSB name in the PSB= parameter in the SETI statement does not match the PSB name of the BMP application.
- The PSB= parameter is omitted from the SETI statement.

System action: The region is terminated.

Programmer response: Correct the line in error.

Module: DBFPCAA0, DBFINTE0

Related information:

“DFS0491A” on page 133

DFS0511I DUPLICATE OPTIONS FOR DB=*x* AREA=*y*. RGN *n*

Explanation: The area was specified twice, either implicitly or explicitly, in the SETO statement shown in message DFS0492I.

System action: The region is terminated.

Programmer response: Correct the line in error.

Module: DBFPHI10

Related information:

“DFS0492I” on page 133

DFS0512I UNRECOGNIZED KEYWORD. RGN *n*

Explanation: The SETO statement shown in message DFS0492I contained an invalid keyword.

System action: The region is terminated.

Programmer response: Correct the line in error.

Module: DBFPHI10, DBFPHI20

Related information:

“DFS0492I” on page 133

DFS0513I NO PARAMETERS SPECIFIED ON *x* KEYWORD. RGN *n*

Explanation: No parameter list followed the IC= (or NOIC=) keyword on the SETO statement shown in message DFS0492I.

System action: The region is terminated.

Programmer response: Correct the line in error.

Module: DBFPHI10, DBFPHI20

Related information:

“DFS0492I” on page 133

DFS0514I UNRECOGNIZED TEXT AFTER ENDING PAREN ON *x* KEYWORD. RGN *n*

Explanation: IMS did not recognize the text between the IC= (or NOIC=) keyword parameter list and the next comma (for example, IC=(AREA1)bad,). Message DFS0492I shows the SETO statement containing the error.

System action: The region is terminated.

Programmer response: Correct the line in error.

Module: DBFPHI10, DBFPHI20

Related information:

“DFS0492I” on page 133

DFS0515I INVALID AREA NAME LENGTH. RGN
n

Explanation: The length of an area name in the statement shown in message DFS0492I was invalid. Area names must be from 1 to 8 characters in length.

System action: The region is terminated.

Programmer response: Correct the line in error.

Module: DBFPHI30

Related information:

“DFS0492I” on page 133

DFS0516I INVALID CHARACTERS IN AREA
NAME. RGN *n*

Explanation: An area name in the statement shown in message DFS0492I contained invalid characters.

System action: The region is terminated.

Programmer response: Correct the line in error.

Module: DBFPHI30

Related information:

“DFS0492I” on page 133

DFS0517I AREA *x* NOT FOUND IN DATA BASE
y*. RGN *n

Explanation: Area *x* was not defined in database *y*.

System action: The region is terminated.

Programmer response: Correct the line in error.

Module: DBFPHI30

DFS0518I INVALID DASH SEPARATOR. RGN *n*

Explanation: In the statement shown in message DFS0492I, a dash separated 3 or more area names (for example, IC=(A1-A2-A3)).

System action: The region is terminated.

Programmer response: Correct the line in error.

Module: DBFPHI10, DBFPHI20

Related information:

“DFS0492I” on page 133

DFS0519I AREAS *x* AND *y* ARE IN THE WRONG
ORDER. RGN *n*

Explanation: In the statement shown in message DFS0492I, areas *x* and *y*, which are the starting and ending points for an area range, were in the wrong order. Areas must be specified in DBDGEN order.

System action: The region is terminated.

Programmer response: Correct the line in error.

Module: DBFPHI10, DBFPHI20

Related information:

“DFS0492I” on page 133

DFS0520I TERMINATION ITASK WAITS DUE
TO LONG BUSY FAST PATH ADS
AREA=*areaname* DDN=*ddname*

Explanation: During shutdown processing, IMS determined that one or more Fast Path ADSs is under a Long Busy condition. The Long Busy Recovery must finish before shutdown processing continues.

In the message text:

areaname

The name of the area to which the long busy ADS belongs.

ddname

The data description name of the long busy ADS that is registered in the RECON data set.

System action: The termination ITASK is posted after the Fast Path Long Busy ADSs complete recovery. IMS shutdown processing continues.

Programmer response: No action is required.

Module: DBFTERM0

DFS0521I UNMATCHING PARENTHESIS. RGN *n*

Explanation: The statement shown in message DFS0492I contained more open parentheses than closing parentheses.

System action: The region is terminated.

Programmer response: Correct the line in error.

Module: DBFPHI10, DBFPHI20

Related information:

“DFS0492I” on page 133

DFS0522I AREA *x* SPECIFIED TWICE IN AREA
LISTS. RGN *n*

Explanation: The area list in the SETR statement shown in message DFS0492I contained the area name twice.

System action: The region is terminated.

Programmer response: Correct the line in error.

Module: DBFPHI20

Related information:

“DFS0492I” on page 133

DFS0523I UNRECOGNIZED TEXT AT END OF
AREA LIST. RGN *n*

Explanation: The text at the end of the area list for an IC= keyword was invalid. Only 1ABEND, 2ABEND, or CONTINUE (and their synonyms) are valid for the end of the area list.

System action: The region is terminated.

Programmer response: Correct the line in error.

Module: DBFPHI10

**DFS524I DFSZDI00-GSAM INIT.
AUTHORIZATION DENIED**

Explanation: The IMSAUTH macro returned a nonzero code indicating that module DFSZDI40 is not in the authorized library.


System action: The region is terminated with abend 0657 and a memory dump.

Operator response: Rerun the job. If the situation persists, contact your IMS system programmer.

Programmer response: Verify the status of the IMS libraries.

Module: DFSZDI40

Related information:

 IMS abend 0657

**DFS0525A A PROCOPT H PCB WAS SPECIFIED
TO AN xxx REGION. PCB x IN PSB y.
RGN n**


Explanation: PCB *x* in PSB *y* specified processing option H, but the region is an IFP, MPP, message-driven BMP, WFI BMP, or CCTL thread. In addition, the JCL for this region contains some SETO statements in the //DFSCCTL data set. Programs using HSSP (PROCOPT=H) can only run in a BMP region.

System action: For an IFP, MPP, message-driven BMP, or WFI BMP, the region is terminated with abend 1060. For a DBCTL thread, the 1060 abend code is returned to the CCTL to indicate a schedule failure.

Programmer response: An IFP, MPP, message-driven BMP, WFI BMP, or DBCTL thread cannot schedule a PSB containing a PCB using processing option H. Correct the processing option.

Module: DBFCPY00

Related information:

 IMS abend 1060

**DFS0526A AN INCONSISTENCY EXISTS
BETWEEN THE PSB AND THE DEDB'S
DBD. PCB x IN PSB y. RGN n**

Explanation: The DBD was changed in the DBDLIB and was used for an ACBGEN to build a PSB. A warning message was issued during ACBGEN that the DBD was not replaced in the ACBLIB.


System action: Abend code 1013 is returned to the CCTL to indicate a schedule request failure.

Programmer response: Rerun the ACBGEN utility to

correct the inconsistency between the PSB and the DBD.

Module: DBFCPY00

Related information:

 IMS abend 1013

**DFS0527A A GETMAIN FAILED TO OBTAIN
SEGMENT WORKAREAS IN SP231
ECSA. ECSA NEEDS TO BE FREED UP.**


Explanation: IMS was unable to obtain the requested storage.

System action: Abend code 1061 is returned to the CCTL to indicate a schedule request failure.

Programmer response: Free ECSA storage and rerun the job.

Module: DBFCPY00, DBFCPY20

Related information:

 IMS abend 1061

**DFS0528I PSTOP/STOP CMD FOR RGN nnnn
WAITING IN QSN EXIT. CODE = x**

Explanation: The dependent region was placed in a wait state by DFSQSPC0, the IBM IMS Queue Control Facility for z/OS version of the Queue Space Notification Exit. The wait state occurred based on IMS queue usage, which exceeded the user or default limits. While the dependent region was in a wait state, a /STOP or /PSTOP command was entered against the region. To terminate an application program or region in this state, use one of the following methods:

- Use the QCF TSO/ISPF interface.
- Enter a /STOP REGION *x* ABDUMP *tranname* command to terminate the application program, and then enter a /STOP REGION *x* command to terminate the region.

In the message text:

nnnn The dependent region that was placed in a wait state.

x The reason code, which can be one of the following:

- 1 Indicates that the dependent region terminates with abend 0408. This abend is normal if a /STOP REGION *x* ABDUMP *tranname* command was issued.
- 2 Indicates that the region is no longer waiting in the queue space notification exit, or it was not recognized in that state when the command was issued.
- 3 Indicates a failure to acquire space to process a /STOP or /PSTOP command (DFSSTOP). This error should not occur.

System action: None.


Operator response: Take the appropriate action based on the return code:

- 1 Enter the /DISPLAY ACTIVE REGION command. If the status that displays is WAIT-QSN, enter a /STOP REGION *x* ABDUMP *tranname* command to terminate the application program, then enter a /STOP REGION *x* command to terminate the region. If reason code 1 is received persistently for a specific region, report the problem to the system programmer.
- 2 Enter the /DISPLAY ACTIVE REGION command. If the status that displays is WAIT-QSN, enter a /STOP REGION *x* ABDUMP *tranname* command to terminate the application program, then enter a /STOP REGION *x* command to terminate the region. If message DFS0528I occurs again with reason code 1 when the /DISPLAY command continues showing WAIT-QSN, report the problem to the system programmer.
- 3 Report the problem to the system programmer.

System programmer response: If reason code 1 persists, or reason code 3 is issued, call the IBM Software Support for assistance.

Module: DFSSTOP0

Related information:

 IMS abend 0408

DFS0530I DFSZDC00 I/O ERROR
DBDNAME=*dbdname* **DDNAME=***ddname*
GBCRTNCD=*xxxx*

Explanation: The GSAM controller has detected an error writing out buffers during a purge or checkpoint operation.


xxxx is the 2-byte field GBCRTNCD in hexadecimal. See GB DSECT for definition of the GBCRTNCD field bits.

System action: GSAM terminates with abend 0271.

Programmer response: Use a data recovery procedure to reconstruct the data set in error.

Module: DFSZDC00

Related information:

 IMS abend 0271

DFS0531I IMAGE COPY DATASET OPEN
FAILED

or

REASON CODE=01 AREA=*areaname* **REGID=***regid*
DEVICE TYPE NOT SUPPORTED. DD=*ddname*
DSN=*dsname*

or

REASON CODE=02 AREA=*areaname* **REGID=***regid*
MAXIMUM PICS ALREADY EXIST

or

REASON CODE=03 AREA=*areaname* **REGID=***regid*
AREA IS NOT REGISTERED IN DBRC

or

REASON CODE=04 AREA=*areaname* **REGID=***regid*
INVALID PARAMETER FOUND IN DBRC

or

REASON CODE=05 AREA=*areaname* **REGID=***regid*
INTERNAL DBRC ERROR

or

REASON CODE=06 AREA=*areaname* **REGID=***regid*
DBRC DID NOT HAVE ENOUGH IDS(S)

or

REASON CODE=07 AREA=*areaname* **REGID=***regid* **NO**
IDS(S) COULD BE USED

or

REASON CODE=08 AREA=*areaname* **REGID=***regid*
AREA DOES NOT HAVE REUSE ATTRIBUTE

or

REASON CODE=09 AREA=*areaname* **REGID=***regid*
HSSP IC ALREADY IN PROCESS

or

REASON CODE=10 AREA=*areaname* **REGID=***regid*
DUPLICATE DDNAME FOUND DD=*ddname*
DSN=*dsname*

or

REASON CODE=11 AREA=*areaname* **REGID=***regid*
SPACE FOR IDSC(S) UNAVAILABLE DD=*ddname*
DSN=*dsname*

or

REASON CODE=13 AREA=*areaname* **REGID=***regid*
QSAM OPEN CIC XFP TCB RETRY DD=*ddname*
DSN=*dsname*

or

DFS0531I

REASON CODE=14 AREA=*areaname* REGID=*regid*
GETMAIN FAILED - DBRC BLKS

or

REASON CODE=15 AREA=*areaname* REGID=*regid*
QSAM OPEN FAILED DD=*ddname* DSN=*dsname*

or

REASON CODE=16 AREA=*areaname* REGID=*regid*
GETMAIN FAILED FOR HSSP IC BLOCKS AND
BUFFER

or

REASON CODE=17 AREA=*areaname* REGID=*regid*
ALLOC FAILED DDNAME NOT FOUND IN TIOT
DD=*ddname* DSN=*dsname*

or

REASON CODE=18 AREA=*areaname* REGID=*regid*
EEQE EXISTS WITHOUT A BUFFER

or

REASON CODE=19 AREA=*areaname* REGID=*regid*
AREA IS NONRECOVERABLE

or

REASON CODE=20 AREA=*areaname* REGID=*regid*
RDJFCB/MODCB ERROR DD=*ddname* DSN=*dsname*

or

REASON CODE=31 AREA=*areaname* REGID=*regid*
ALLOCATED SPACE NOT ENOUGH

Explanation: The HSSP Image Copy open processing failed for an image copy data set (IDS) or image copy set up. A second DFS0531I message provides a reason code and a brief description of the error.

System action: HSSP Image Copy processing terminated when an IDS open failure occurred for one of these reason codes: 02, 03, 04, 05, 06, 07, 08, 09, 12, 16, and 18.

HSSP Image Copy processing can terminate when an IDS open failure occurs for one of these reason codes: 01, 10, 11, 13, 17, 20, 31. Whether the image copy process terminates depends on which image copy options you specified.

For reason code 19, the HSSP/IC job fails with a user abend 1062.

For all IDS open failure reason codes, HSSP processing can continue with or without image copy, or might terminate, depending on which HSSP Image Copy

options you specified. Valid options are CONTINUE, 1ABEND, 2ABEND and IC=0,1,2.

Programmer response: Take the appropriate action based on the reason code you received.

Codes

Action

01 Check the appropriate VSAM catalog or JCL DD statements to determine if a disk device is specified for the named IDS. If dynamic allocation occurred, check the dynamic allocation parameter list to find the device type specified for the named IDS. If a device other than a disk was specified, change the device type to the disk device; then rerun the job.

02 Rerun the program as soon as the conflict is resolved. Create a valid image copy.

03 Add the missing resource description to DBRC and rerun the program.

04, 05

These codes indicate an internal system problem. Contact your IBM Software Support for help.

06, 07, 08

Add the missing resource description to DBRC and rerun the program.

09 Issue the CHANGE.IC command to terminate the previous HSSP IC process (creating either a partial or complete HSSP IC data set).

10 The ddname identified in the message exists in the IMS subsystem. This means that either the IDS is already opened or the ddname is incorrect. If the IDS is already open, delete the DD statement for that ddname. If the ddname was incorrect, but matched another ddname in the IMS subsystem, correct the input ddname; then rerun the job.

11 Rerun the job when the common service area (CSA/ECSA) usage is low.

12 The user determines the action. (A possible action is to recover the area and rerun the job.)

13 Sequential access method OPEN can abend. Take the action suggested in the sequential access method message.

14 Rerun the job when the common service area (CSA/ECSA) usage is low.

15 Sequential access method OPEN displays a return code in sequential access method messages.

16 Rerun the job when the common service area (CSA/ECSA) usage is low.

Codes

Explanation

17 If a DD statement is specified, make sure that the ddname is correct. If the DD statement is missing, specify a DD statement. If dynamic allocation

failed, take the action suggested in message DFS2502W or DFS2503W. Then rerun the job.

Codes

Explanation

- 18 The user determines the action. (A possible action is to rerun the job after the EEQEs owned by the sharing system have been purged for this area.)

Codes

Explanation

- 19 HSSP Image Copy (HSSP/IC) has been requested for a nonrecoverable DEDB. Fuzzy image copies are not permitted for nonrecoverable DEDBs.

Take one of the following actions:

- Remove the nonrecoverable DEDB area from the HSSP/IC specification.
- Run the Image Copy utility or Image Copy 2 utility to produce a non-fuzzy image copy.

Codes

Explanation

- 20 Delete the physical data set and redefine it. Then rerun the job.
- 31 Delete the named image copy data set and redefine it with at least as much space as the area data set. Then rerun the job.

Problem determination: 1, 2, 3, 8, 40

Module: DBFPICE0

Related information:

Chapter 2, "IMS problem determination," on page 13

DFS0532I IMAGE COPY FAILED FOR
 AREA=*areaname*[IMAGE COPY ITASK
 CREATE FAILED | IMAGE COPY
 ITASK ABORTED DURING
 INITIALIZATION | EEQE EXISTS
 WITHOUT BUFFER]

or

IMAGE COPY PROCESS (STARTED|TERMINATED)
 FOR AREA=*areaname* REGID=*regid*, RC=((0|4)|8.)
 DSN1=*dsname1*

or

IMAGE COPY PROCESS (STARTED|TERMINATED)
 FOR AREA=*areaname* REGID=*regid*, RC=((0|4)|8.)
 DSN1=*dsname1* | DSN2=*dsname2*

or

IMAGE COPY STARTED FOR AREA=*areaname*

Explanation: The HSSP Image Copy set up finished, and Image Copy either started, terminated, or failed.

The return codes, explained below, indicate which action was taken.

Codes

Explanation

- 00 Image copy started successfully with the identified DSNs.
- 04 An error occurred while attempting to open an image copy data set. Image copy processing continues with the remaining data set (identified in the message) according to the user image copy specifications. Message DFS0531I precedes this message and explains the cause of the IDS open failure.
- 08 An error occurred while trying to open an image copy data set or during image copy set up. The image copy process terminates. Message DFS0531I precedes this message and explains the cause of the image copy set up or open failure.

Note: If the second form of this message is issued, other messages might be displayed between the two forms of the DFS0532I message.

If the IMAGE COPY FAILED form of the message appears, the action depends on the text that follows:

- IMAGE COPY ITASK CREATE FAILED indicates that a failure occurred during the dynamic creation of an image copy ITASK.
- IMAGE COPY ITASK ABORTED DURING INITIALIZATION indicates that the image copy ITASK aborted; see message DFS0531I.
- EQE EXISTS FOR SAME RBA FOR ALL ADS(S) indicates that an image copy is not possible.
- EEQE EXISTS WITHOUT BUFFER indicates that data is unavailable for image copy.

System action: The image copy process either continues or terminates.

Programmer response: Take the appropriate action based on the information in the message.

Module: DBFPICS0

DFS0535A *xxxx* DISC PROCESS ATTEMPTED
 AREA *a*

or

RGN=*r*, *xxxx* CONN PROCESS ATTEMPTED AREA
a, PCB LABEL *z*

Explanation: See the information for DFS0535I for a detailed explanation and actions.

Related information:

DFS0535I

DFS0535I RC=01, *yyyy* ALREADY RUNNING

or

RC=03, AREA LOCK FAILED

or

RC=04, AREA IS STOPPED

or

RC=05, AREA FAILED TO OPEN

or

RC=06, 2ND CI UPDATE AND/OR NOTIFY FAILED

or

RC=07, UOW LOCK MODE INITIATION FAILED

or

RC=08, INSUFFICIENT STORAGE FOR AREA PRIVATE BUFFER POOL. STORAGE REQUESTED=*nnnnnnn*K. STR MGR RC=*xxx*

or

RC=09, PRIVATE BUFFER POOL ALREADY EXISTS *sysid*

or

RC 10, COULD NOT GET AN AWE *sysid*

or

RC 11, INVALID REQUEST SENT TO DBFPAPB0 *sysid*

or

RC=12, AREA IS IN A QUIESCE STATE *sysid*

Explanation: A process was attempted but could not complete for the reason listed in the message.

- RGN=*r*, *xxxx* CONN PROCESS ATTEMPTED AREA *a*, PCB LABEL *z*

Process *xxxx* was not started. Process *xxxx* can be:

- HSRE High Speed Reorganization utility
- HSSP High Speed Sequential Processing
- PREL VSO preload process

Region *r* identifies the affected region.

- *xxxx* DISC PROCESS ATTEMPTED AREA *a*

Process *xxxx* could not disconnect. Process *xxxx* can be:

- HSRE High Speed Reorganization utility
- HSSP High Speed Sequential Processing
- PREL VSO preload process

- RC=01, *yyyy* ALREADY RUNNING

Process *yyyy* is active on the area or has not disconnected from the area. Process *yyyy* can be:

- DA00 DEDB Alter utility
- HSRE High Speed Reorganization utility
- HSSP High Speed Sequential Processing
- MDLO DEDB Sequential Dependent Delete utility
- MMHO

DEDB area data set Compare utility

- MRIO DEDB area data set Create utility
- MSCO DEDB Sequential Dependent Scan utility
- PREL VSO preload process

- RC=03, AREA LOCK FAILED

Process *xxxx* failed to acquire the area lock for the area.

- RC=04, AREA IS STOPPED

Process *xxxx* cannot run on a stopped area.

- RC=05, AREA FAILED TO OPEN

The attempt to open area *a* failed.

- RC=06, 2ND CI UPDATE AND/OR NOTIFY FAILED

Process *xxxx* failed because the IRLM notify failed or there was an error in the second CI update.

- RC=07, UOW LOCK MODE INITIATION FAILED

The transition to UOW locking mode was unsuccessful. A probable cause is a failure in the notify process to a sharing subsystem.

- RC=08, INSUFFICIENT STORAGE FOR AREA PRIVATE BUFFER POOL. STORAGE REQUESTED=*nnnnnnn*K. STR MGR RC=*xxx*.

Unable to create private buffer pool; sufficient storage was not available. In the message, *nnnnnnn* is the number of 1014 bytes of storage requested, and *xxx* is the return code set by the IMS storage manager.

- RC=09, PRIVATE BUFFER POOL ALREADY EXISTS *sysid*

Process *xxxx* requested the creation of the area private buffer pool but the buffer pool exists already.

- RC 10, COULD NOT GET AN AWE *sysid*

The request for an AWE control block failed to process *xxxx*.

- RC 11, INVALID REQUEST SENT TO DBFPAPB0 *sysid*

An invoking module passed an invalid request code to DBFPAPB0.

- RC=12, AREA IS IN A QUIESCE STATE *sysid*

The process cannot run on a quiesced area.

System action: The action the system takes are listed for the different forms of the message:

- RGN=*r*, *xxxx* CONN PROCESS ATTEMPTED AREA *a*, PCB LABEL *z*

- Process *xxxx* terminates.
- *xxxx* DISC PROCESS ATTEMPTED AREA *a*
Process *xxxx* terminates without disconnecting.
 - RC=12, AREA IS IN A QUIESCE STATE *sysid*
The utility terminates.
- System programmer response:** The actions to take are listed for the different forms of the message:
- RGN=*r*, *xxxx* CONN PROCESS ATTEMPTED AREA *a*, PCB LABEL *z*
See the accompanying DFS0535I message.
 - *xxxx* DISC PROCESS ATTEMPTED AREA *a*
See the accompanying DFS0535I message.
 - RC=01, *yyyy* ALREADY RUNNING
Run the utility or process again when process *yyyy* has completed. This message can also be issued if a previous process did not complete successfully; if so, issue a /STOP and /START command pair for the area to allow the requested process to run. If this message is received in a data sharing environment, issue the /STOP and /START command pair on all sharing subsystems.
 - RC=03, AREA LOCK FAILED
Determine the cause of the lock failure and correct the problem. If a disconnect did not complete because of an area lock failure, a /STOP and /START command pair might be required to allow other processes to run.
 - RC=04, AREA IS STOPPED
Issue a /START command to start the area.
 - RC=05, AREA FAILED TO OPEN
See message DFS3702I to determine why the open failed.
 - RC=06, 2ND CI UPDATE AND/OR NOTIFY FAILED
See accompanying messages for more information.
 - RC=07, UOW LOCK MODE INITIATION FAILED
Correct the failing component and rerun.
 - RC=08, INSUFFICIENT STORAGE FOR AREA PRIVATE BUFFER POOL
Run process *xxxx* again when storage is available.
 - RC=09, PRIVATE BUFFER POOL ALREADY EXIST *sysid*
This indicates a logic error in the software. Run process *xxxx* again. If the error still occurs, contact IBM Software Support.
 - RC=10, COULD NOT GET AN AWE *sysid*
Run process *xxxx* again when storage is available.
 - RC=11, INVALID REQUEST SENT TO DBFPAPB0 *sysid*
This indicates a logic error in the software. Run process *xxxx* again. If the error still occurs, contact IBM Software Support.
 - RC=12, AREA IS IN A QUIESCE STATE *sysid*
Stop the quiesce by issuing a UPDATE AREA STOP(QUIESCE) command, and rerun the named utility.

Programmer response: Ensure that no HSSP process or utility is active in an area before restarting the HSSP job.

Module: DBFPMSG0, DBFPSET0, DBFUHDR0

DFS536A LAST CONVERSATION MESSAGE
UNAVAILABLE - reason

Explanation: The /RELEASE command failed to retrieve the last output message for the IMS conversation for one of the following reasons indicated by *reason* in the message text:
STORAGE UNAVAILABLE
RESTART RESYNC INCOMPLETE
QUEUE ERROR

System action: The command is ignored.

Operator response: All of these errors are likely to be temporary. Reenter the command after a short wait for the condition causing the failure to be resolved.

Module: DFSICLH0

**DFS0537I AREA=*areaname* DD=*ddname*,
DSN=*dsname* CLOSED, IC FAILED**

or

**AREA=*areaname* DD=*ddname*, DSN=*dsname*
OPEN | CLOSED**

or

**AREA=*areaname* DD=*ddname*, DSN=*dsname* CLS
RETRY FP TCB**

Explanation: HSSP Image Copy opened or closed the image copy data set normally.

If the data set is being closed after an error, you see the IC FAILED form of the message. CLS RETRY FP TCB indicates that the image copy is closed and failed.

System action: IMS continues processing.

Programmer response: No action is required.

Module: DBFMPCL0, DBFICSQ0, DBFPIC0,
DBFPiOS0

DFS0538I I/O ERROR *qsam_info*

Explanation: The SYNADAF ACSMETH=QSAM macro gathered information from QSAM. *qsam_info* contains a system message number that explains the content of the message.

System action: IMS stops processing for the data set.

Programmer response: Correct the error and reissue the command, as appropriate.

Module: DBFICSQ0

DFS0539A HD RELOAD IS UNABLE TO PROCESS THE UNLOAD FILE DUE TO INVALID STAT RECORD

Explanation: The statistics records in HD Unload data set are not recognizable by HD Reload utility.

System action: HD Reload utility terminates with abend 0355.

Programmer response: Save HD unload data set and HD Reload job output. Then contact IBM Software Support.

Module: DFSURGL0

Related information:

➔ IMS abend 0355

DFS0540I *xxxxx* **PROGRAM=***program name*,
CKPTID=*checkpointid*, **REGID=***regionid*,
DAY=*ddd*, **TIME=***hhmmssthmiyu+0000*

Explanation: An extended (or symbolic) checkpoint, or an extended restart (XRST) request was processed. In the message text, *xxxxx* can be one of the following values:

EXTENDED CHECKPOINT

An extended (or symbolic) checkpoint was completed. X'18' log records were recorded. To suppress issuing message DFS0540I and DFS0542I, specify NOMSG540 on the CKPTID=EXEC parameter. If you also want to suppress issuing message DFS681I, specify NOMSGS.

XRST IN PROGRESS

An extended restart call (XRST for a BMP application or IMSTransaction.getTransaction().restart for a JBP application) was processed. The X'18' records are located in the log.

XRST CKPT NOT IN OLDS

A BMP and JBP application requested an XRST. The OLDS no longer contains the X'18' records of the last symbolic checkpoint.

XRST LAST CKPT ID IS

A BMP requested XRST, specifying a checkpoint ID value. The specified value is not the same as the value recorded by IMS as the last checkpoint of the BMP. The last checkpoint ID recorded by IMS is displayed in the message.

The time and day displayed are the universal coordinated time (UTC) at which the checkpoint was taken.

System action: In the first two cases, processing continues normally. In the last two cases, the action depends on whether the BMP job contains an IMSLOGR DD data set. If the data set is present, it is used as the log input for the XRST. Otherwise, the BMP is terminated with abend 0102.

Programmer response: When the program terminates with abend 0102, determine which log data set and volume contain the XRST checkpoint ID. Add an IMSLOGR DD statement to the JCL, specifying this log data set and volume. Set the BMP checkpoint ID EXEC parameter to equal the checkpoint ID you want, and resubmit the job.

After IMS issues either the *XRST CKPT NOT IN OLDS* or the *XRST LAST CKPT ID IS* message and the program terminates with abend 0102, you can restart from the last user checkpoint known to IMS. Resubmit the BMP job, specifying LAST as the XRST symbolic checkpoint ID value.

For the *XRSTCKPT NOT IN OLDS* message, you can specify LAST as the XRST checkpoint ID when resubmitting the job.

Module: DFSZSC00, DFSDLA00

Related information:

➔ IMS abend 0102

DFS541 INVALID OR MISSING OPTION PARM

Explanation: The keyword OPTION was entered on an /ERE command. An invalid parameter or no parameter followed this keyword.

System action: The /ERE command is rejected.

Programmer response: Remove the OPTION keyword from the /ERE command or add the SYNCplex parameter to this keyword.

Module: DFSICL20

DFS0542I ***EXTENDED CHECKPOINT* DAY=***ddd*,
TIME=*HHMMSSTHMIJU+0000*

Explanation: An extended checkpoint was processed. This message follows message DFS0540I.

In the message text:

ddd A Julian date.

HHMMSSTHMIJU+0000

The universal coordinated time (UTC) at which the checkpoint was taken.

This message is suppressed if message DFS0540I is suppressed. To suppress only the issuing message DFS0542I, code NOMSG542 on the CKPTID=EXEC parameter. If you also want to suppress message DFS681I, code N0681542. If you want to suppress messages DFS681, DS0540I and DFS0542I, code NOMSGS.

System action: Processing continues normally.

Programmer response: No action is required.

Module: DFSZSC00

Related information:

"DFS0540I"

**DFS0543I MADS I/O TIMING RECOVERY
STARTED FOR AREA=AAAAAAAAA
DDN=DDDDDDD**

Explanation: This message indicates that the recovery process for the Long Busy area has begun.

In the message text:
AAAAAAAAA

The name of the Long Busy area for which recovery was started.

DDDDDDD

The data description name of the Long Busy area.

System action: This system receives message DFS1558I when the MADS I/O Timing recovery for the area data set (ADS) ends.

System programmer response:

Module: DBFMLBR0

**DFS0546I LONG BUSY ADS CLOSED.
AREA=xxxxxxx,ADS=yyyyyyyyy,
UNIT=nnnn**

Explanation: A long busy condition persisted long enough for the maximum CI (1000 CIs per AREA) limit to be exceeded. When this happens, MADSIOT function issues an internal STOP ADS command. The STOP ADS process calls Media Manager DISCONNECT function under XFP TCB and if DASD is still in long busy condition, the DISCONNECT function is suspended until the long busy condition is relieved or IOTIMING is reached.

During the suspension, all ITASKs including OTHREAD, CHKPT, and FP commands under XFP TCB are not serviced. To reduce the impact, this message can be used by automated operator to force the long I/O device offline.

System action: IMS continues processing.

Module: DBFARD20

**DFS0548A RRS NOT ACTIVE BUT RRS=Y
SPECIFIED - REPLY: RETRY,
CONTINUE OR CANCEL**

Explanation: IMS received a CRG_EM_STATE_ERROR return code from the CRGSEIF (set exits) call, indicating that RRS was not active.

System action: The system waits for a reply to this message.

Operator response: Start RRS and then reply RETRY to the message. Reply CONTINUE if RRS is to be started later with an automatic asynchronous connection made to IMS. Reply CANCEL if RRS is not needed in this execution of IMS.

In the batch environment, a CONTINUE reply is the same as CANCEL.

Module: DFSRRSI0, DFSRRSB0

**DFS0548E ERROR BUILDING RESOUC
CLEANUP ENVIRONMENT, RC=rc -
details**

Explanation: An error occurred while IMS was establishing its resource cleanup and online dump formatting environment during IMS initialization.

In the message text:

rc The return code from the failing service.

details A one-line explanation of the type of error that was detected.

The *details* portion of the DFS0458E message further explains the error detected and can be one of the following values:

ERROR OBTAINING GRMB STORAGE

IMS could not obtain storage required for a GRMB (Global Resource Manager Block). *rc* in the message is the return code from the z/OS STORAGE OBTAIN macro.

ERROR OBTAINING XSSCT STORAGE

IMS could not obtain storage required for an XSSCT (IMS 31 bit extended SSCT). *rc* in the message is the return code from the z/OS STORAGE OBTAIN macro.

ERROR OBTAINING DFSMRC20 STORAGE

IMS could not obtain storage to direct load module DFSMRC20. *rc* in the message is the return code from the z/OS STORAGE OBTAIN macro.

BPESVC FUNC=INIT ERROR

An error occurred during BPESVC FUNC=INIT processing. *rc* in the message is the return code from the BPESVC macro.

ERROR ISSUING BLDL FOR DFSMRC20

An error occurred issuing a BLDL macro call for module DFSMRC20. *rc* in the message is the return code from the z/OS BLDL macro.

ERROR LOADING DFSMRC20

IMS could not load module DFSMRC20. *rc* in the message is the return code from the z/OS LOAD macro.

ERROR LOADING DFSRTM00

IMS could not load module DFSRTM00. *rc* in the message is the return code from the z/OS LOAD macro.

ERROR ADDING ADDRSPC RESMGR

IMS could not dynamically add an address space resource manager to

the system. *rc* in the message is the return code from the z/OS RESMGR macro.

ERROR ADDING TASK RESMGR

IMS could not dynamically add a task resource manager to the system. *rc* in the message is the return code from the z/OS RESMGR macro.

AN ABEND OCCURRED

An abend occurred during the building of the IMS resource cleanup environment. *rc* in the message is the abend code.

UNABLE TO ESTABLISH ESTAE

IMS was unable to establish an ESTAE recovery routine to protect the resource cleanup environment initialization. *rc* in the message is the return code from the z/OS ESTAEX macro.

ENQ FAILED ON SYSZDFS DFSGRMB

IMS was unable to obtain an exclusive ENQ on the resource "SYSZDFS DFSGRMB". *rc* in the message is the return code from the z/OS ENQ macro.

ERROR OBTAINING DFSMRC00 STORAGE

IMS could not obtain storage to direct load module DFSMRC00. *rc* in the message is the return code from the z/OS STORAGE OBTAIN macro.

ERROR ISSUING BLDL FOR DFSMRC00

An error occurred issuing a BLDL macro call for module DFSMRC00. *rc* in the message is the return code from the z/OS BLDL macro.

ERROR LOADING DFSMRC00

IMS could not load module DFSMRC00. *rc* in the message is the return code from the z/OS LOAD macro.

UNKNOWN ERROR

An unexpected error occurred during the IMS resource manager cleanup initialization.

ERROR OBTAINING DFSAFMX0 STORAGE

IMS could not obtain storage to direct load module DFSAFMX0. *rc* in the message is the return code from the z/OS STORAGE OBTAIN macro. IMS initialization continues; however, online dump formatting for IMS is unavailable.

ERROR ISSUING BLDL FOR DFSAFMX0

An error occurred issuing a BLDL macro call for module DFSAFMX0. *rc* in the message is the return code from the z/OS BLDL macro. IMS

initialization continues; however, online dump formatting for IMS is unavailable.

ERROR LOADING DFSAFMX0

IMS could not load module DFSAFMX0. *rc* in the message is the return code from the z/OS LOAD macro. IMS initialization continues; however, online dump formatting for IMS is unavailable.

DFSAFMX0 IEFSSI ADD FAILED

IMS was unable to add a subsystem dynamically to z/OS to enable IMS to perform dump formatting for SNAP, SYSABEND, and SYSUDUMP dumps. The top 2 bytes of *rc* in the message is the return code from the z/OS IEFSSI REQUEST=ADD macro. The bottom 2 bytes of *rc* in the message is the reason code from IEFSSI. IMS initialization continues; however, online dump formatting for IMS is unavailable.

DFSAFMX0 IEFSSI ACTIVATE FAILED

IMS was unable to dynamically activate a subsystem to z/OS to enable IMS to perform dump formatting for SNAP, SYSABEND, and SYSUDUMP dumps. The top 2 bytes of *rc* in the message is the return code from the z/OS IEFSSI REQUEST=ACTIVATE macro. The bottom 2 bytes of *rc* in the message is the reason code from IEFSSI. IMS initialization continues; however, online dump formatting for IMS is unavailable.

DFSAFMX0 IEFSSVT CREATE FAILED

IMS was unable to create a subsystem vector table for the IMS-added subsystem to enable IMS to perform dump formatting for SNAP, SYSABEND, and SYSUDUMP dumps. The top 2 bytes of *rc* in the message is the return code from the z/OS IEFSSVT REQUEST=CREATE macro. The bottom 2 bytes of *rc* in the message is the reason code from IEFSSVT. IMS initialization continues; however, online dump formatting for IMS is unavailable.

DFSAFMX0 IEFSSVT EXCHANGE FAILED

IMS was unable to update the DFSAFMX0 subsystem vector table entry to point to a copy of DFSAFMX0 more recent than the copy that had been previously installed. The top 2 bytes of *rc* in the message is the return code from the z/OS IEFSSVT REQUEST=EXCHANGE macro. The

bottom 2 bytes of *rc* in the message is the reason code from IEFSSVT. IMS initialization continues. The previously installed copy of DFSAFMX0 is used as the IMS online dump formatting exit.

System action: For errors during the initialization of the online dump formatter exit DFSAFMX0, the module detecting the error, DFSRTMI0, returns a zero return code to its caller. IMS continues execution; however, IMS online dump formatting might not be available for this instance of IMS.

For all other errors, the module detecting the error, DFSRTMI0, returns a non-zero return code to its caller.

System programmer response: If the error described in this message is caused by environmental conditions (for example, insufficient storage or modules missing from IMS.SDFSRESL), correct the indicated problem and restart the address space. Otherwise, save any dump and SYSLOG information, and contact IBM Software Support.

Module: DFSRTMI0

Related reference:

- ↳ BPESVC codes (Messages and Codes)
- ↳ z/OS: STORAGE OBTAIN return and reason codes
- ↳ z/OS: BLDL completion codes
- ↳ z/OS: LOAD return and reason codes
- ↳ z/OS: Return codes from the ADD function (RESMGR)
- ↳ z/OS: ESTAEX return and reason codes
- ↳ z/OS: ENQ return and reason codes
- ↳ z/OS: IEFSSI return and reason codes
- ↳ z/OS: IEFSSVT return and reason codes

DFS550I **DFSNDMI0 {SUCCEEDED | FAILED}**
REGION=rrrrr **JOBNAME=jjjjjjj**
STEPNAME=sssssss
TRANSACTION=ttttttt **PSB=pppppppp**
SSYSID=wwwww[**FAILURE CODE=xxx**
RETURN CODE=yyy | **N/A**]
[DESTINATION=ddddddd
DSYSID=zzzzz | **N/A**] *timestamp*

Explanation: The application program associated with PSB *pppppppp* terminated abnormally while processing transaction *ttttttt*. The Non-Discardable Messages User exit interface (DFSNDMI0) either succeeded or failed in requeuing the input message associated with transaction *ttttttt* to destination *ddddddd*.

If DFSNDMI0 succeeded, the DESTINATION and

DSYSID= information are displayed. The FAILURE CODE information and the RETURN CODE information are not displayed.

If DFSNDMI0 failed, the FAILURE CODE and the RETURN CODE information are displayed. The DESTINATION and DSYSID information are displayed only for some failure codes. If displayed, the DESTINATION and DSYSID information follow the FAILURE CODE information and the RETURN CODE information.

| The SUCCEEDED version of this message is always
| followed by message DFS554A, and for certain
| conditions, can also be followed by DFS555I. The
| SUCCEEDED version is issued only if DFSNDMI0
| successfully queues the input message associated with
| transaction *ttttttt* to destination *ddddddd* after
| receiving return code 16 from the Non-Discardable
| Messages user exit NDMX.

The meanings of the message fields are:

- rrrrr* Region ID
- jjjjjjj* Job name (padded with blanks)
- sssssss* Step name (padded with blanks)
- ttttttt* Transaction that the application associated with PSB *pppppppp* was processing when it abended
- pppppppp* PSB associated with abended application program
- wwwww* System ID of the system from which the input message in process and associated with transaction *ttttttt* originated (the source system ID)
- xxx* One of the following failure codes is displayed only in the FAILED version of this message:
 - 001** Queue manager was unable to obtain the input message associated with transaction *ttttttt*.
 - 002** Unable to obtain storage for NDM SPA buffer (IMODULE GETSTOR failure).
 - 003** Unable to obtain storage for message segment buffer (IMODULE GETSTOR failure).
 - 004** There is no input message.
 - 005** OTMA FINDDEST failed.
 - 006** System locate service failed (DFSSLC failure).
 - 007** FINDDEST failed (DFSFNDDST failure).
 - 008** LUM failed to build the APPC message prefix.
 - 009** Queue manager failed to insert the message.
 - 010** No more inserts are allowed by this UOW.
 - 011** The Non-Discardable Messages user exit specified an invalid destination transaction for requeue.

DFS550I

- 012 The message was not requeued to its permanent destination (DFSICLR2 failure).
- 013 Unable to obtain storage for the NDM interface block (IMODULE GETSTOR failure).
- 014 Unable to obtain storage for the USRX interface block (IMODULE GETSTOR failure).
- 015 The Non-Discardable Messages user exit was not started (DFSUSRX failure).
- 016 The destination specified for requeue is zeros or blanks (return code 16 from the Non-Discardable Messages user exit).
- 017 Unable to obtain storage for message record buffer (IMODULE GETSTOR failure).
- 018 Unable to obtain storage for single segment message buffer (IMODULE GETSTOR failure).
- 019 The Non-Discardable Messages user exit requested that IMS requeue the input message to a transaction. However, one of the following conditions exists:
- One of the input message segments exceeds the allowable segment length for the destination transaction.
 - The total number of input message segments exceeds the allowable number of segments for the destination transaction.

yyy Return code of the IMS service that failed, or N/A if *xxx* is 004, 010, 011, 016, or 019. This field is displayed only in the FAILED version of this message.

ddddddd

Destination to which the Non-Discardable Messages user exit asked to have the input message requeued (return code 16). This field is always displayed in the SUCCEEDED version of this message; it is sometimes displayed in the FAILED version of this message.

zzzzz

Destination system ID – system ID of the system to which the input message in process and associated with transaction *ttttttt* was sent (SUCCEEDED version) or would have been sent (FAILED version), or N/A if *xxx* = 005, 006, or 007. This field is always displayed in the SUCCEEDED version of this message; it is sometimes displayed in the FAILED version of this message.

System action: For the SUCCEEDED version of this message, the input message associated with transaction *ttttttt* is requeued to destination *ddddddd* and then deleted from transaction *ttttttt*. For the FAILED version of this message, the input message associated with

transaction *ttttttt* is deleted from the system unless the application abend is 3303, 2478, 0777, or 2479.

Operator response: For the SUCCEEDED version of this message, see messages DFS555I and DFS554A, which always follow this message at the IMS master terminal. Inform the appropriate personnel of the application program abend. For the FAILED version of this message, see failure code *xxx* to determine why DFSNDMI0 failed.

Programmer response: Correct the cause of the application program abend.

Problem determination: 1, 4, 5, 6

Module: DFSNDMI0

Related information:

“DFS554A” on page 149

“DFS555I” on page 151

➡ IMS abend 0777

➡ IMS abend 2478

➡ IMS abend 2479

➡ IMS abend 3303

Chapter 2, “IMS problem determination,” on page 13

Chapter 15. DFS messages, DFS551I - DFS600I

This topic contains the following messages:

DFS551I {IFP | MESSAGE | BATCH | JMP | JBP} REGION *xxxxxxx* STARTED.
ID=*yyyyyy* TIME=*zzzz*
CLASSES=*xxx,xxx,xxx,xxx*

Explanation: A dependent processing region started. The possible dependent processing regions are:

- Batch
- Fast Path
- JVM batch
- JVM message
- Message

xxxxxxx is replaced by the job name, *yyyyyy* is replaced by the PST number, and *zzzz* is replaced by the time (*hhmm*) started.

The ID field identifies the region and is used with the /STOP REGION command.

System action: A message, BMP, JMP, or JBP region is processing transactions of the specified class.

Programmer response: No action is required.

Module: DFSSMIC0

DFS552I {IFP | MESSAGE | BATCH | JMP | JBP} REGION *xxxxxxx* STOPPED. ID=*yyyyyy* TIME=*zzzz*

Explanation: A dependent processing region stopped. The possible dependent processing regions are:

- Batch
- Fast Path
- JVM batch
- JVM message
- Message

xxxxxxx is replaced by the job name, *yyyyyy* is replaced by the PST number, and *zzzz* is replaced by the time (*hhmm*) stopped.

System action: A message or BMP region is terminated.

Programmer response: No action is required.

Module: DFSSDA10, DFSSDA20

DFS553I JOBNAME STEPNAME UNKNOWN CALL FUNCTION CODE

Explanation: The IMS control program received a request to schedule a program in a dependent region.

The type of request cannot be identified.

System action: The call function is ignored and processing continues.

Problem determination: 1, 5, 6, 36

Related information:

Chapter 2, "IMS problem determination," on page 13

DFS554A *jobname.region.stepname. prog PSBname(x)*
transaction-code
sys-completion-code user-completion-code
PSB SMB
LTERM: | LUNAME: | RTKN=token
REASON=reason originating terminal

Explanation: The IMS application indicated by *prog PSBname* encountered a system abend or a user abend indicated by *sys-completion-code* or *user-completion-code* respectively.

The information for this message is printed as indicated. This message can be multiline.

The program PSB name is associated with one of the following region types, which is indicated by (x):

- | | |
|---|---|
| 0 | IMS program controller |
| 1 | MPP region |
| 2 | BMP region |
| 3 | The Coordinator Control (CCTL) thread |
| 4 | IFP region |
| 5 | JMP region |
| 6 | JBP region |
| 7 | Application Execution Region (AER) region; for example, an ODBM application that is running in an AER |

For DBCTL/CCTL threads, the word NOPSB AVL might be displayed as the PSBNAME in the text of the message. This condition indicates that a sign-on create thread call was made to DBCTL using the CCTL to initially establish the thread. However, before a call was made to schedule the PSB, the thread was stopped. Until a call is made to schedule the PSB, the name of the PSB is unknown to DBCTL.

(x) Identifies the region type associated with the job name.

- For an MPP region, x = 1.
- For a BMP region, x = 2.
- For a DBCTL region, x = 3.
- For an IFP region, x = 4.
- For a JMP region, x = 5.
- For a JBP region, x = 6.
- For an AER region, x = 7.

DFS554A

The termination of the CCTL thread is caused by one of the following causes:

- A CCTL application abend or pseudoabend
- A CCTL abend
- A CCTL request for termination of its connection to DBCTL while its thread is still active

| SMB indicates that the transaction was stopped, and
| the absence of SMB indicates that the transaction was
| not stopped. PSB indicates that the program was
| stopped, and the absence of PSB indicates that the
| program was not stopped. LTERM or LUNAME is the
| name of the terminal. LUNAME is displayed in place
| of LTERM when the originating terminal is LU6.2 or
| OTMA, unless the LUNAME information is in
| transition. If the LUNAME information is in transition,
| UNKNOWN is displayed.

For DBCTL/CCTL threads, this message displays the recovery token. The first 8 bytes of this token are in EBCDIC and are displayed as characters; the second 8 bytes of the token are displayed in hexadecimal form. However, if DBCTL detects a failure during scheduling of the PSB (for example, abends 0428, 0437, 0456, 0457, and 0458), the recovery token is displayed as zeros. This signifies that recovery of an unscheduled PSB is not needed.

Except for DBCTL, if the user completion code is U428, the PSB name is blank because the PSB was not found.

If the user completion code is 0448, 0452, 0456, or 0458, the transaction code and the stopped SMB name are blank.

If the user completion code is 0464, SYS does not represent a system completion code, but rather the error return code from the reply SVC. These return codes are:

Codes

Explanation

001	Simulated region termination or reply recursion.
002	Address of the dependent region TCB is invalid.
003	Dependent task is terminating (TCBFLGS1 is set).
004	Dependent task is terminating (TCBFLGS5 is set).
005	Dependent task does not have an RCPARMS.
006	PSTID does not match RCID.
009	The dependent region was probably canceled by z/OS.

REASON=*reason* is displayed only if the abend reason code is available. The message can be issued during Create Thread processing or by the dependent region environment controller module (for example, DFSECP10). *reason* has the following forms:

For abend 0711

REASON=*xxxxyyyy*, where *xxxx* is the return code from z/OS Recovery Resource Management Services (RRMS) or from z/OS UNIX System Services, and *yyyy* is the abend 0711 reason code.

For abend 0129

REASON=*xxxxyyyy*, where *xxxx* is the SAF return code and *yyyy* is the RACF or equivalent return code.

For abend 0128

REASON=*xxxxxxx*, where *xxxxxxx* is the return code from the APPC Associate service (ATBASOC).

For abend 0109

REASON=*xxxxxxx*, where *xxxxxxx* is the return code from the APPC/OTMA synchronous shared queue.

System action: This message might follow message DFS555I. If the transaction input message that caused the application program to terminate abnormally is available, the first 79 bytes of the input message are printed by message DFS555I. A transaction is considered "available" if the input message is in process by the application is on the message queue. Exceptions are:

- The application has not issued a GU call. Therefore, the message did not cause the abnormal termination.
- An abnormal termination that could be rescheduled occurred (for example, PI lockout) unless the Non-Discardable Messages user exit told IMS to discard the input message.
- This message is preceded by the SUCCEEDED version of message DFS550I.

The preceding exceptions allow the message to run again.

If the application program terminated abnormally after the last message was removed from the applicable queue, the transaction is not available and only message DFS554A is printed.

If during the initialization of a new message region the IMS control region can determine that a previous region was canceled, the job name and step name fields of this message contain the words REGION CANCELED. The *region* is the identity of the new dependent region.

Operator response: (master terminal) Inform appropriate personnel of the application program abend. See abends 0448, 0452, 0456, 0458. See message DFS550I which might precede this message at the IMS master terminal.

Programmer response: Correct the cause of the application program abend.

Problem determination: 4, 5, 6, 8, 10, 18, 19

Module: DFSFXC30, DFSDSC00

Related information:

“DFS550I” on page 147

➤ IMS abend 0109

➤ IMS abend 0128

➤ IMS abend 0129

➤ IMS abend 0448

➤ IMS abend 0452

➤ IMS abend 0456

➤ IMS abend 0458

➤ IMS abend 0711

Chapter 2, “IMS problem determination,” on page 13

DFS555A **SUBSYSTEM** *xxxx* **OASN**
yyyyyyyyyyyyyyyyyy **STATUS**
COMMIT|ABORT

Explanation: This addition to message DFS555I is produced by the IMS sync point processing modules. The purpose of this message is to give the operator enough information so that the external subsystem resources can be properly managed. *xxxx* represents the subsystem name and the *y* value represents the originating application sequence number (OASN) that is a part of the recovery ID for the thread.

System action: IMS, acting as a commit coordinator, attempts to manage the thread as indicated in this message. If conditions do not allow IMS to do this, the system programmer can do it by using the appropriate external subsystem commands. IMS must be notified when the system programmer has run the appropriate command.

Operator response: Notify the system programmer about this segment appearing in the message.

System programmer response: The inconsistency of the thread status between IMS and the external subsystem must be corrected. The /CHANGE command enables the function to correct the IMS status. The external subsystem should provide similar function for its half of the thread.

Module: DFSFXC30, DFSFXC40

Related information:

“DFS550I” on page 147

DFS555I **TRAN** *ttttttt* **ABEND (SYSID** *sss***);**
REASON=*reason***;** **MSG IN PROCESS:**
xxxx **(UP TO 78 BYTES OF DATA)**
time-stamp

Explanation: An application program abend occurred during the processing of transaction *ttttttt* (in system *sss* in a multi-system environment). The variable *xxxx* is replaced by up to 78 characters of the input transaction being processed. A time stamp follows the input transaction data.

If the input transaction is missing, the following message appears: QMGR RC NE 0, MSG. NOT AVAIL.

REASON=*reason* is displayed only if the abend reason code is available. The message can be issued during Create Thread processing or by the dependent region environment controller module (for example, DFSECP10). *reason* has the following forms:

For abend 0109

REASON=*xxxxxxxx*, where *xxxxxxxx* is the return code from the APPC/OTMA synchronous shared queue.

For abend 0119

REASON=00000008, indicates a problem with timing out.

REASON=00000012, the APPC device or OTMA client explicitly directed IMS to abort syncpoint processing.

For abend 0128

REASON=*xxxxxxxx*, where *xxxxxxxx* is the return code of the APPC Associate service (ATBASOC).

For abend 0129

REASON=*xxxxyyyy*, where *xxxx* is the SAF return code and *yyyy* is the RACF or equivalent return code.

For abend 0711

REASON=*xxxxyyyy*, where *xxxx* is the return code of the RRMS service that failed and *yyyy* is the abend 0711 reason code.

System action: The input transaction identified by this message is deleted from the system unless this message is preceded by the SUCCEEDED version of message DFS550I.

Operator response: (terminal operator) If this multi-segment message uses Message Format Service to send a formatted screen with a SYSMMSG field, only one segment is sent at a time. Press PA1 to retrieve the remaining segments.

(master terminal) See message DFS554A, which always follows this error message at the IMS master terminal. See message DFS550I, which might precede this message at the IMS master terminal.

Programmer response: Correct the cause of the application program abend.

Problem determination: 4, 5, 6, 8, 10, 18, 19

Module: DFSFXC40

Related information:

➔ IMS abend 0109

➔ IMS abend 0119

➔ IMS abend 0128

➔ IMS abend 0129

➔ IMS abend 0711

“DFS550I” on page 147

“DFS554A” on page 149

“DFS555A” on page 151

Chapter 2, “IMS problem determination,” on page 13

**DFS0556I COMMAND REJECTED; DBCTL
THREAD IS ACTIVE**

Explanation: You entered a /STOP REGION or /STOP THREAD command for an active Database Control (DBCTL) subsystem thread. (For example, the DBCTL thread has a PSB scheduled.)

System action: The command is ignored, and the thread continues processing.

Programmer response: Determine if you specified the correct region ID, or use the ABDUMP form of the command.

Problem determination: 5

Module: DFSDSTP0

Related information:

Chapter 2, “IMS problem determination,” on page 13

**DFS0557I STOP REGION NOT VALID-REGION
nn IS BMP.**

Explanation: A /STOP REGION command has been entered for a dependent region in which a BMP is processing.

System action: The entered command is ignored. The IMS and the dependent region, which is identified by *nn*, continue running.

Programmer response: Determine if the correct region ID was used, or use the ABDUMP form of the /STOP REGION command.

Problem determination: 5

Module: DFSSTOP0

Related information:

Chapter 2, “IMS problem determination,” on page 13

DFS0558I TRAN xxxxxxxx NOT SCHEDULED

Explanation: A /STOP REGION ABDUMP or a /PSTOP REGION x TRAN y command was entered, but the transaction xxxxxxxx is not scheduled in the region specified.

System action: The entered command is ignored. The IMS and the dependent region, which is identified by *nn*, continue running.

Programmer response: Determine if the correct region ID was used, or use the /STOP REGION command for an unscheduled region.

Problem determination: 5

Module: DFSSTOP0

Related information:

Chapter 2, “IMS problem determination,” on page 13

**DFS0559I ABEND ALREADY SCHEDULED FOR
REGION nn, TRAN xxxxxxxx**

Explanation: The region or application specified in a /STOP REGION command is in the process of abending.

Programmer response: If the dependent region does not terminate, you might cancel it, as a last resort. This action can cause the abend of the entire IMS system.

Module: DFSSTOP0

**DFS560I PROC OPTION L OR LS SPECIFIED
FOR PSB psbname**

Explanation: One or more PCBs within the named PSB has L or LS specified as the processing option. This is valid in a batch region only.

System action: The dependent region is terminated abnormally.

Programmer response: Correct the PSB in error, and rerun the Application Control Blocks Maintenance utility.

Module: DFSDBLM0, DFSXRBL0

**DFS561A ERROR READING ACBLIB,
{PSB=psbname | DMB=dmbname}**

Explanation: An I/O error occurred while reading the named PSB or data management block from the Application Control Blocks Library. The PSB or data management block has been stopped. No further attempt is made to read the affected block, and no program using that block is scheduled. If a dynamic PSB is added to a concatenation of ACBLIB that causes the data set to be expanded to a secondary extent, that PSB is unavailable to the online system until the ACBLIB is closed and reopened by IMS.

An online change procedure can issue this message. In a read error to the ACBLIB data set, the online change process is terminated.

System action: The dependent region terminates abnormally.

If you receive this message during an online change

procedure, the online change is terminated.

Programmer response: To regain use of the affected block, perform ACBLIB online change (/MODIFY PREPARE ACBLIB and /MODIFY COMMIT) or shut down the system, correct the error condition, and restart the system.

You must complete the online change procedure by issuing either a TERM OLC or a /MODIFY ABORT command.

Problem determination: If message DFS825I appears at start-up, verify that at least one DBD is built in the active ACBLIB when DRD is enabled.

Module: DFSDBLR0, DFSXRBL0, DBFOLC01

DFS561E GETMAIN FAILED FOR QSAVE AREA, ACB LOAD/READ TERMINATED

Explanation: GETMAIN failure occurred for QSAVE area below the 16 MB line in the process of ACBLIB load or read.

System action: ACBLIB load/read terminates.

Programmer response: Check the application programs which are using a large percentage of CSA and cancel them if possible.

Module: DFSDBLR0

DFS562I INVALID CORE SIZE REQUIRED FOR {PSB *psbname* | DMB *dmbname*}

Explanation: The named block required more space than was available in the PSB or data management pool. This situation indicates that the affected pool is not large enough to accommodate the largest block.

System action: The dependent region is terminated abnormally.

Programmer response: Restart the system with a larger pool size specified.

Module: DFSDBLD0

DFS563I PSB *psbname* REQUIRES UNKNOWN DMB *dmbname*, PSB STOPPED

Explanation: The system was not able to find data management block (DMB) *dmbname*.

- The named PSB references a data management block which was not specified at system definition time. If running an IFP DEDB Online utility program, the data management block name specified in the second positional operand of the PARM field was not defined as a DEDB.

If a DEDB Online utility is initiated, the named data management block which was specified in the second positional operand of the PARM field on the EXEC control statement has not been defined as a DEDB in the DBDGEN.

- The named PSB is a resident PSB and IMS is attempting to schedule this PSB. The data management block number this PSB refers to no longer matches with the data management block number of the database. The copy of the resident PSB loaded at IMS initialization time can no longer be used.

Programmer response: Correct either the PSB or the system definition. For a DEDB Online utility, do either of the following actions:

- Correct the database name in the second positional operand of the PARM field on the EXEC control statement, and resubmit the job.
- Redefine the named database as a DEDB, rerun ACBGEN the next time the IMS control region is started, and resubmit the job.

The resident PSB can only be reloaded by restarting IMS.

Module: DFSDBLI0, DFSXRBL0, DFSDBLM0

DFS564I DMB *dmbname1* REFERENCES UNKNOWN DMB *dmbname2*, DMB STOPPED

Explanation: The first data management block contains a reference to the second data management block. The second data management block was not specified at system definition time.

System action: A BMP region terminates with abend 0458. A batch DBB region terminates with abend 0821. If the message was issued during IMS initialization, execution continues, but the first data management block is marked as unusable.

Programmer response: Correct the data management block or the system definition.

Module: DFSDBLD0, DFSXRBL0

Related information:

➔ IMS abend 0458

➔ IMS abend 0821

DFS0565I cccc COMMAND NOT PROCESSED DB=xxxxxxx IN USE BY PSB=*psbname*, REG=*region-number*

Explanation: The named DL/I database, *xxxxxxx*, cannot be processed in response to a /DBDUMP, /DBRECOVERY, or /START command. It is still in use by an active batch message processing program.

region-number is the number of the region in which a program is using database *xxxxxxx*.

The MPP region identified in this message can occur to break a potential deadlock condition between Online Change, a DBR or STA command against a database being used by the MPP, and an application running in

the MPP issuing an ICMD or CMD call.

System action: The command is not processed for the database named in the message, but processing continues for any other databases specified in the command.

If the NOFEOV keyword is not specified on /DBR or /DBD, a new log volume is mounted.

If /DBD or /DBR is entered, a simple checkpoint is taken.

Operator response: Wait for the program to terminate, and reissue the /DBDUMP, /DBRECOVERY, or /START command

Problem determination: 4, 6

Module: DFSDBDR0

Related information:

Chapter 2, "IMS problem determination," on page 13

DFS0566I PSTOP OR STOP NOT VALID FOR TRAN xxxxxxxx

Explanation: You entered a /PSTOP REGION TRAN or /STOP REGION TRAN command for a transaction that is not of the WFI (wait-for-input) type or is Fast Path exclusive type.

System action: IMS continues processing.

Module: DFSSTOP0

DFS0567I PSB POOL TOO SMALL-PSB nnnnnnnn STOPPED.

Explanation: During initialization, insufficient space was available to load the intent list for the PSB specified.

System action: The PSB is marked unusable, and no transaction that uses it is scheduled. Normal execution continues.

Programmer response: At the next IMS execution, increase the size of the PSB pool.

Module: DFSXRBL0

DFS0568I CANCEL INVALID FOR REGION xx; NO PRIOR STOP REGION ABDUMP COMMAND

Explanation: You entered a /STOP REGION CANCEL command for region xx. However, this command is invalid if it is not preceded by a /STOP REGION ABDUMP command.

Operator response: Issue the /STOP REGION ABDUMP command for the region. If the /STOP REGION ABDUMP command does not correct the problem, issue a /STOP REGION CANCEL command.

Module: DFSSTOP0

DFS0569I PSTOP OR STOP COMPLETE FOR REGION nnnnttttxxxxxxx

Explanation: A /PSTOP or /STOP command for the specified region and transaction successfully completed. A QC status code is returned to a wait-for-input (WFI) application program that is processing in the region. An AO application that issued a GMSG call with the wait option might be waiting for a message on an AOI token. An application waiting for an AOI token receives an AIB return code of X'00000004' and an AIB reason code of X'0000004C'. If your application issued a synchronous callout ICAL call, it might be waiting for a response from the ICAL call. An application waiting for a synchronous callout response receives an AIB return code of X'00000100' and an AIB reason code of X'00000104'.

nnnn The region number entered on the command.
ttt AOIT, TRAN, or SYNC. AOIT means the name that follows is an AOI token name. TRAN means the name that follows is a transaction name. SYNC means that the name that follows is a TPIPE name.

xxxxxxx The AOI token name, transaction name, or TPIPE name entered on the command.

System action: If *ttt* is AOIT, the region is no longer waiting for the AOI token. If *ttt* is SYNC, the region is no longer waiting for the synchronous callout response. Otherwise, the specified region is still available for scheduling.

A batch message processing region (BMP) scheduled against wait-for-input (WFI) transactions returns a QC status code (no more messages) for /PSTOP REGION, /DBD, /DBR, or /START commands only.

Module: DFSSTOP0

DFS0570I INVALID SECONDARY LIST TYPE WAS FOUND IN DBD dbdname


Explanation: An internal system error has occurred. If a SYSUDUMP or SYSABEND DD statement was provided, a memory dump was produced.

System action: Abend 0947 is issued.

Programmer response: Remove all PSBs that reference the named DBD from the control statement list, and rerun the program.

Module: DFSUAMB0

Related information:

 IMS abend 0947

DFS0571E I/O ERROR ATTEMPTING TO STOW IN ACBLIB DIRECTORY

Explanation: An I/O error occurred during the execution of an OS STOW macro within module DFSUAMB0.

Programmer response: Correct the condition that led to the I/O error, and rerun the program. For more information about recovering from ACBLIB errors, see the description in *IMS Version 13 Operations and Automation* about recovering from IMS failures.

Module: DFSUAMB0

**DFS0572A THE ACBLIB DIRECTORY IS FULL.
INCREASE DIRECTORY SIZE AND
RERUN.**

Explanation: Insufficient directory space was allocated in the IMS.ACBLIB partitioned data set.

Programmer response: Either delete unused PSBs and DBDs from the ACBLIB, using the DELETE function, or copy the contents of the current ACBLIB to a new data set with a larger directory allocation.

Module: DFSUAMB0


**DFS0573E I/O ERROR DURING BLDL ON
ACBLIB DIRECTORY**

Explanation: An I/O error occurred during the execution of an OS BLDL (build library directory list) macro within module DFSUAMB0.

Programmer response: Correct the condition which led to the I/O error, and rerun the program. For more information about recovering from ACBLIB errors, see the description in *IMS Version 13 Operations and Automation* about recovering from IMS failures.

Module: DFSUAMB0

Related reference:

 z/OS: BLDL completion codes

**DFS573 PROTECTED DATA FIELD ALTERED -
INPUT IGNORED**

Explanation: The Message Format Service (MFS) detects changed content in a protected field from the input of a 3270 or SLU2 device. The content of the protected field that was transmitted to the device differs from the content received.

System action: The system ignores the input and creates an X'6701' log record with the ID of MFSP.

Output destination: A 3270 or SLU2 device.

Operator response: Contact the IMS system programmer for assistance.

Programmer response: Verify if the device is secure and operating properly.

Problem determination: 3, 5, 16, 23, 24, 36

Module: DFSCFE00

Related information:

Chapter 2, "IMS problem determination," on page 13

**DFS574 UNEXPECTED DATA
RECEIVED-INPUT IGNORED**

Explanation: MFS received a field from the 3270 device that was not defined in the device input descriptor. Either the screen size for the device was incorrectly defined during IMS system definition, or a probable hardware malfunction has occurred.

System action: The input is canceled.

Operator response: Retry the input. If the error persists, contact your IMS system programmer for assistance.

Programmer response: Check to see that the specification of lines and columns in the SIZE keyword of the TYPE or TERMINAL macro used for IMS system definition for this device is correct. If it is correctly specified, use the /TRACE command to obtain a printout of the terminal input data received by IMS. Obtain a printout of the DIF and compare the buffer addresses to determine if a hardware error occurred.

Problem determination: 3, 5, 16, 17, 23, 36

Module: DFSCFE00

Related information:

Chapter 2, "IMS problem determination," on page 13

**DFS575 SPA ERROR-CONVERSATION
TERMINATED**

Explanation: IMS has detected an invalid program switch. It is invalid because the application program tried to take one of the following actions:

- Switch to an LTERM name.
- Switch to a Fast Path exclusive transaction.
- Switch to an undefined transaction.

System action: IMS terminates the transaction.

Operator response: Inform the master terminal operator.

Programmer response: Change the application program to prevent the described inconsistencies.

Module: DFSCMS00

**DFS576I EXIT COMPLETED, TRANSACTION
DISCARDED**

Explanation: /EXIT processing found the transaction available in this system and was able to discard it.

System action: The conversation is terminated.

Module: DFSICLH0

DFS577I EXIT COMPLETED, TRANSACTION STILL ACTIVE

Explanation: /EXIT command processing found that the transaction was in a remote system or has already been scheduled for processing. Command processing is completed and the conversation is terminated, but the conversational transaction will still be run. When the conversational response is received, the Conversational Abnormal Termination exit (DFSCONE0) is called and the response message is queued to the response terminal.

System action: The conversation is terminated.

Module: DFSICLH0

DFS0578I READ SUCCESSFUL FOR DDNAME xxxxxxxx MEMBER yyyyyyyyyy

Explanation: Member yyyyyyyyyy from DDNAME xxxxxxxx data set was successfully read.

System action: IMS continues processing.

Module: DFSXRPS0, DFSIILD0, DFSDFN10, DFSDFN20

DFS0579W FIND FAILED FOR DDNAME xxxxxxxx MEMBER=yyyyyyyyy RC=zz

Explanation: The FIND failed for member yyyyyyyyyy from DDNAME xxxxxxxx data set. This problem can prevent IMS from acquiring information needed for initialization. Descriptor members are unavailable, if this message is received for the MFS Device Characteristics Table utility.

The hexadecimal return code zz can have the following values:

Code (hex)	Explanation
------------	-------------

04	Name not found
----	----------------

08	Permanent I/O error during directory search
----	---

System action: IMS might terminate with abend 0015 if the member is required by IMS. IMS terminates with abend 1012 if the member is DBFMSDBn. The MFS DCT Utility terminates with a return code of 4.

Operator response: (master terminal) If IMS does not abend, determine if member yyyyyyyyyy is necessary for your installation. For the MFS DCT Utility, DDNAME xxxxxxxx is required.

Programmer response: For a required member, make sure that the correct suffix was specified, and member yyyyyyyyyy is valid. If RC=08, place the member in a data set where it can be accessed without error.

If the RSR feature is installed and you do not want to use it, override the RSR enablement by specifying RSR(NO) in the DFSRSRxx PROCLIB member.

Problem determination: 1, 3, 6, 8

Module: DFSXRPS0, DFSIILD0, DFSPMBR0, DFSUTB00

Related information:

Chapter 2, "IMS problem determination," on page 13

DFS0580E UNABLE TO OPEN DCB-DDNAME=ddname

Explanation: The data control block (DCB) indicated by ddname in the message could not be opened.

System action: The ACBGEN utility is terminated.

Programmer response: Check the JCL, and rerun the program.

Module: DFSUACB0

DFS0581E I/O ERROR ON unit address, device type, ddname, operation, error type, bbcchhr, access method

Explanation: A permanent I/O error occurred on the device identified in the message text.

System action: The ACBGEN utility is terminated.

Programmer response: Correct the error condition, and rerun the program.

Module: DFSUACB0

DFS0582E PERMANENT I/O ERROR DURING BLDL ON REQUESTED DBDS IN ACBLIB


Explanation: BPAM encountered a permanent I/O error while trying to search the directory of the ACBLIB. It was attempting to find the entry for one or more data base descriptions (DBDs) that were requested on a BUILD or DELETE control statement.

System action: The ACBGEN utility is terminated.

Programmer response: Recreate ACBLIB with a PSB=ALL option, or restore the ACBLIB with a backup copy if available. For more information about recovering from ACBLIB errors, see the description in *IMS Version 13 Operations and Automation* about recovering from IMS failures.

Module: DFSUACB0

Related concepts:

 Other system data set failures (Operations and Automation)

Related reference:

 z/OS: BLDL completion codes

DFS0583E PERMANENT I/O ERROR WHILE TRYING TO DELETE DBD | PSB=*name* FROM ACBLIB USING STOW WITH DELETE OPTION.

Explanation: A program specification block (PSB) or database description (DBD) was to be deleted from ACBLIB as the result of a specific DELETE request or because the required blocks could not be built. A permanent error occurred during the delete.

System action: The ACBGEN utility is terminated.

Programmer response: Recreate the ACBLIB with PSB=ALL option, or restore the ACBLIB if a backup copy is available. For more information about recovering from ACBLIB errors, see the description in Other system data set failures (Operations and Automation) about recovering from IMS failures.

Module: DFSUACB0

DFS0584E ERROR DURING PRE | POST-COMPRESS

Explanation: The IEBCOPY utility returned a nonzero return code when attempting a compress of ACBLIB.

System action: The ACBGEN utility is terminated.

Programmer response: Correct the error condition as indicated by the IEBCOPY error messages.

Module: DFSUACB0

DFS0585E UTILITY TERMINATED DUE TO ERROR

Explanation: An error indicated by a previous message caused the program to terminate before all functions were complete. The return code is 16.

System action: The ACBGEN utility is terminated.

Programmer response: Correct the errors, and rerun the program.

Module: DFSUACB0

DFS0586I {PSB *psbname* | DBD *dbdname*} REQUESTED IN A {BUILD | DELETE OPERATION} {NOT FOUND IN ACBLIB | IS A PSB}-REQUEST IGNORED.

Explanation: A build error is associated with the indicated PSB or DBD that was requested in a build or delete operation.

- If the message is NOT FOUND IN ACBLIB, the PSB or DBD does not exist in the ACBLIB data sets.
- If the message is IS A PSB, the directory entry for this member is a PSB.

There is no first in, first out (FIFO) process for the ACB Maintenance utility SYSIN input control statements. If both the BUILD PSB= and BUILD DBD= parameters are specified in the same application control block (ACB) generation job SYSIN control statement, DBD= operands are passed to the block builder utility program first. Message DFS0586I is issued if the DBD is not already in the ACBLIB data sets, regardless of where DBD= operands are specified in the SYSIN control statements.

System action: This request is ignored. Processing continues, but the return code is 8.

Programmer response: Correct the errors, and rerun the program.

Module: DFSUACB0

DFS0587I ERROR BUILDING PSB=*psbname*-IT WILL BE DELETED FROM ACBLIB

Explanation: The block builder returned a nonzero completion code after processing the indicated PSB. The PSB is deleted from ACBLIB, processing continues, and the return code is set to 8. If this message is preceded by message DFS0921I, no member is deleted from ACBLIB because the indicated PSB is a DBD.

Programmer response: Correct any errors indicated by the error messages, and rerun the program with a BUILD statement for this PSB.

Module: DFSUACB0

Related information:

"DFS0921I" on page 251

DFS588I CONTROL CARD SYNTAX ERROR- {INVALID LABEL | OP CODE | BLK TYPE | OPERAND | OPTION | FORMAT | CONTINUATION} <*symbol*'>

Explanation: For information, see message DFS0588I.

Related information:

"DFS0588I"

DFS0588I CONTROL CARD SYNTAX ERROR- {INVALID LABEL | OP CODE | BLK TYPE | OPERAND | OPTION | FORMAT | CONTINUATION} <*symbol*'>

Explanation: A control statement syntax error was detected. The remaining statements are scanned, but no processing are attempted. The symbol enclosed in quotation marks is the symbol or delimiter which caused the error. If FORMAT is indicated, the logical end of statement was reached before the statement was complete. If CONTINUATION is indicated, an invalid continuation was detected.

Programmer response: Correct the control statement, and rerun the program.

Module: DFSUACB0

DFS0589I **PROCESSING COMPLETED FOR PSB**
psbname. PCB=*xxxxxx*, PSB=*xxxxxx*,
 WORKAREA=*xxxxxx*, TOTAL
 SIZE=*xxxxxx*

Explanation: The blocks for the indicated PSB were successfully built and written to ACBLIB. The required buffer sizes for inter-region copy are indicated. See the description of the DIRCA parameter of the IMSBATCH procedure, in Parameter descriptions for IMS procedures (System Definition). PCB is the work area size required in the MSG or BMP region. PSB is the size of the fixed PSB blocks required in the PSB pool. WORKAREA is the size of various work areas required for the PSB and is obtained from the PSB work pool (PSBW pool). See message DFS0593I for sizes of each of the various work areas. WORKAREA gives the size at ACBGEN time. This is the minimum size for the work areas. At scheduling time, this size can be increased. A significant increase can occur if the size is changed to the size of the long message queue buffer. TOTAL SIZE is the combined PSB pool size and PSB work pool size requirement at ACBGEN time. The FP work areas used for EPCBs are not included in the WORKAREA above.

Module: DFSUACB0

Related information:

"DFS0593I"

DFS0590I **END OF ACBLIB MAINTENANCE.**
HIGHEST CONDITION CODE WAS
code

Explanation: The ACB Maintenance utility finished the requested operations. The highest condition code encountered during execution is indicated.

Module: DFSUACB0

DFS0591I **MAX PCB SIZE=*xxxxxx*, MAX PSB**
SIZE=*xxxxxx*, MAX WORKAREA
SIZE=*xxxxxx*, MAX TOTAL SIZE=*xxxxxx*

Explanation: The PSBs operated on as a result of this execution require the indicated inter-region copy buffer requirements as a maximum value. See the description of the DIRCA parameter of the IMSBATCH procedure, in Parameter descriptions for IMS procedures (System Definition). The individual sizes are indicated in message DFS0589I.

Module: DFSUACB0

Related information:

"DFS0589I"

DFS592I **EMBEDDED EOF FOUND IN ACBLIB**
{DMB | PSB} *name*

Explanation: The indicated PSB or data management block has an end of file within the member.

System action: The PSB or data management block is stopped.

Programmer response: If concatenated libraries are specified for IMSACB, verify that the library with the largest block size is specified first. If ACBGEN has been run against a library that is shared with the online system, ensure that the COMPRESS option was not specified. If neither of the above errors has occurred, the member in ACBLIB, specified in the error message, must be recreate to correct the error condition.

Module: DFSDBLR0, DFSXRBL0

DFS0593I **PSB-*psbname* WORKAREA BREAKOUT.**
NDX=*xxxx*, XIO=*xxxx*, IOA=*xxxxxx*,
SEG=*xxxxx*, SSA=*xxxxxx*

Explanation: The total work area for the indicated PSB is broken down into its components. NDX is the work area required for DL/I ACTION modules. XIO is the work area used by index maintenance. IOA is the area used to hold data being copied from or to a dependent region. This size is specifiable on the PSB. SEG is the area required for compressible segment manipulation. SSA is the area required to hold SSAs copied from the dependent region. This value is specifiable on the PSB.

Module: DFSUACB0

DFS594I **MFS TEST FACILITY NOT**
AVAILABLE-*xxxxx*

Explanation: Initialization could not open the DCB for the MFS TEST library. MFS TEST was unavailable. If *xxxxx* is NOFND, then no DD statement was found. If *xxxxx* is DUMMY, then DD DUMMY was specified. If *xxxxx* is NOOPN, then OPEN failed.

Programmer response: If *xxxxx*=NOFND or DUMMY, correct the JCL for the next IMS execution. If *xxxxx*=NOOPN, a z/OS message describing the OPEN failure might be issued. If a z/OS message is received, see *z/OS MVS System Messages Vol 1 (SA22-7631)* for further information.

Module: DFSIINB0

DFS595I **REGION SIZE TOO SMALL FOR**
DFSUTR20 REPORT

Explanation: The amount of virtual storage specified in the region parameter of the EXECUTE statement was insufficient to hold the summary tables generated during the input phase of a Monitor Report Print utility.

Programmer response: Assign a larger region to the job, and rerun it.

Module: DFSUTR20, DFSUTR30

**DFS0596W READ FAILED FOR DDNAME xxxxxxxx
MEMBER= yyyyyyyyyy**

variable text

Explanation: The READ failed for member yyyyyyyyyy from the DDNAME xxxxxxxx data set. This problem can prevent IMS from acquiring information required for initialization.

The DDNAME xxxxxxxx data set is not valid for processing. This problem can prevent IMS from acquiring information required for initialization. This message is preceded by message DFS0596W, READ FAILED, which provides the member name for the attempted READ.

In the message:

xxxxxxx

Data set name

yyyyyyyyyy

Member

variable text

The operating system SYNADAF macro instruction supplies the text of this message.

System action: IMS might terminate with abend 0015 if the member is required by IMS. IMS terminates with abend 1012 if the member is DBFMSDBn.

Operator response: (master terminal) If IMS does not abend, determine if member yyyyyyyyyy is necessary for your installation.

Programmer response: For a required member, make sure that the correct suffix was specified, and member yyyyyyyyyy is valid. Attempt to rebuild the member in a different location in the data set.


Problem determination: 1, 3, 6, 8


Module: DFSXRPS0, DFSPMBR0

Related reference:

 z/OS: SYNADAF error descriptions

Related information:

 IMS abend 0015

 IMS abend 1012

Chapter 2, “IMS problem determination,” on page 13

DFS0597W OPEN FAILED FOR DDNAME xxxxxxxx

Explanation: The OPEN failed for the DDNAME xxxxxxxx data set. If this message occurs during IMS initialization, IMS might not be able to acquire the information needed for initialization. If the MFS Device Characteristics Table utility issues this message, the descriptor members are unavailable.

System action: IMS initialization abnormally terminates with abend 0016. The MFS Device Characteristics Table utility ends with a return code of 12.


Operator response: (master terminal) If IMS does not abend, determine if DDNAME xxxxxxxx is necessary for the installation. For the MFS Device Characteristics Table utility, DDNAME xxxxxxxx is required.

Programmer response: Validate the DDNAME xxxxxxxx data set and make sure that the DDNAME xxxxxxxx DD statement is included in the JCL.

Problem determination: 1, 3, 6, 8

Module: DFSXRPS0, DFSPMBR0

Related information:

 IMS abend 0016

Chapter 2, “IMS problem determination,” on page 13

DFS598I NO DLI CALL REPORT REQUESTED

Explanation: Neither a DLI nor an ONLY DLI statement was included in the analysis control data set.

Programmer response: If you want a DL/I call report, include either DLI or ONLY DLI in the analysis control data set and rerun the job.

Module: DFSUTR10

**DFS599I UNDEFINED ANALYSIS CARD
IGNORED**

Explanation: An unrecognizable control statement appeared in the analysis data set.

System action: Processing continues with the next control statement, if any.

Programmer response: Examine and correct the statements in the analysis control data set.

Module: DFSUTR20, DFSUTR30

DFS600I NUMBER EXCEEDS 8 DIGITS

Explanation: A number in a distribution redefinition statement exceeded 8 digits.

System action: Processing terminates. Redefinition is ignored for the distribution identifier implied.

Programmer response: Correct the distribution redefinition statement, and rerun the job.

Module: DFSUTR20, DFSUTR30

Chapter 16. DFS messages, DFS601I - DFS650E

This topic contains the following messages:

DFS601I NONNUMERIC DIGIT IN NUMERIC FIELD

Explanation: A non-numeric character appeared in a numeric field of a distribution redefinition statement.

System action: Processing continues. Redefinition is ignored for the distribution identifier implied.

Programmer response: Correct the redefinition statement, and rerun the job.

Module: DFSUTR20, DFSUTR30

DFS602I INVALID DISTRIBUTION IDENTIFIER

Explanation: An invalid distribution identifier appeared in a statement in the analysis control data set.

System action: Processing continues. The error statements are ignored during execution.

Programmer response: Correct the distribution redefinition statement, and rerun the job.

Module: DFSUTR20, DFSUTR30

DFS603I IMS DLS CLEANUP (*type*) *status* FOR *task* *jobname.stepname.procstepname* RC=*xx*

Explanation: For information and actions, see DFS603W.

Related information:

DFS603W

DFS603W IMS DLS FAILURE (*xx*) FOR *task id*

Explanation: The IMS DL/I subordinate address space (DLS) resource cleanup processing (SSI routine) produces two forms of message DFS603; one is a warning and the other is informational.

The warning message, DFS603W, appears every time a recoverable failure occurs during cleanup processing. The message provides a failure code, *xx*, specifying the function executing at the time the failure is detected. DLS resource cleanup processing resumes with the next function in the termination process.

The information message, DFS603I, is produced once for the job step TCB at the end of cleanup, and once for each ESTAE failure under a subtask. An ESTAE failure occurs when the SDWA is not present or no retry is possible. If all TCBs complete without errors, the informational message shows a status of COMPLETE with a zero return code; otherwise, for all but

exceptional failures where subtask error recording is not possible, the status is FAILED with a return code of X'FF'. (See the hexadecimal return codes described later in the message for the meaning of return code X'FF'.)

Remember: When ESTAE is entered and retry is possible, the SDWA is written to SYS1.LOGREC. Included in the entry are the job name, the release and level of the terminating IMS, and the failure code. The following table shows the message text:

Table 2. DFS603W message text

Keyword	Values	Meaning
<i>type</i>	EOM EOT ESTAE	End of Memory End of Task ESTAE failure; no retry possible
<i>status</i>	COMPLETE FAILED	IMS DLS resource cleanup finished successfully. IMS DLS resource cleanup encountered at least one failure during cleanup.
<i>task</i>	ST JS	Subtask Job step task
<i>id</i>	jobname ID=imsid	For End of Task failure For End of Memory failure

The return code, *xx*, indicates the results of DLS resource cleanup processing. A return code of X'00' indicates DLS resource cleanup finished successfully. Return code values X'30' through X'58' represent failures during End of Task termination. Values X'C0' through X'D8' represent failures during End of Memory termination. The return codes have the following values and meanings.

Code (hex)

	Meaning
00	Cleanup finished successfully.
01	GETMAIN failed for work area. Minimal cleanup processing is performed.
02	Failure while attempting to obtain either the SSCD image or SCD address, or both. The only cleanup performed is to null the DLS REAL SSCT.
03	Failure or operator cancel occurred during cleanup processing causing ESTAE to be driven for an unrecoverable failure. Abbreviated cleanup is attempted. ESTAE is unable to obtain storage for the failure message. Processing terminates.
04	ESTAE could not be established. Minimal cleanup processing is performed.
08	Failure while attempting to obtain the SSCD image or SCD address. Processing resumes with the next function.
0C	Failure while locating DLS DUMP SSCT or

- attempting to obtain the SSCD image or SCD address. The only cleanup performed is to null the DLS REAL SSCT.
- 10 Failure while attempting to set IMS DLS REAL SSCT to null. Processing is terminated.
 - 30 Failure while updating the DLS control bits. Processing resumes with the next function.
 - 34 Failure while disconnecting cross-memory tables. Processing resumes with the next function.
 - 38 Failure while attempting to page free fixed storage obtained by the terminating TCB. Processing resumes with the next function.
 - 3C Failure during delete subpool all function for task. Processing resumes with the next function.
 - 50 Failure attempting to set IMS DLS REAL SSCT to null. Processing resumes with the next function.
 - 54 Failure while attempting to post the control region. Processing resumes with the next function.
 - 58 Failure while attempting to set IMS DLS DUMP SSCT to null. Processing resumes with the next function.
 - D0 Failure while attempting to set IMS DLS REAL SSCT to null. Processing resumes with the next function.
 - D4 Failure while attempting to post the control region. Processing resumes with the next function.
 - D8 Failure while attempting to set IMS DLS DUMP SSCT to null. Processing resumes with the next function.
 - FC DLS cleanup processing canceled by operator. Abend X'x22' is intercepted by ESTAE, and no retry processing is permitted. An abbreviated form of cleanup processing is performed by the ESTAE routine.
 - FF DLS cleanup processing was completed, but one or more failures occurred during cleanup.

System action: If the return code is X'00' for End of Task termination, the DLS resource cleanup processing completed satisfactorily. If the return code is X'00' for End of Memory termination, cleanup completed satisfactorily, but is limited to non-task-related functions only. If the return code is X'FF', one or more failures occurred, and cleanup processing related to those failures might not have been completed.

Problem determination: 1, 11, 36

Module: DFSDRCL0

Related information:

Chapter 2, "IMS problem determination," on page 13

DFS0604W DCBRECFCM IS NOT FIXED BLOCK FOR DDNAME xxxxxxxx

Explanation: The DDNAME xxxxxxxx data set record format was not valid. The record format must be fixed or fixed block. If this message is received during IMS initialization, IMS might not be able to acquire the information required for initialization. If this message is received from the MFS Device Characteristics Table utility, the descriptor members are unavailable.

System action: IMS initialization abnormally terminates with abend 0010 for DDNAME PROCLIB. The MFS Device Characteristics Table utility ends with a return code of 12.


Operator response: (master terminal) If IMS does not abend, determine if the DDNAME xxxxxxxx DD statement is necessary for the installation. For the MFS Device Characteristics Table utility, DDNAME xxxxxxxx is required.

Programmer response: Ensure that the DDNAME xxxxxxxx data set has RECFM=F or RECFM=FB.

Problem determination: 1, 3, 6, 8

Module: DFSXRPS0, DFSIILD0, DFSUTB00, DFSPMBR0

Related information:

 IMS abend 0010

Chapter 2, "IMS problem determination," on page 13

DFS0605W DCBBLKSIZE IS NOT VALID FOR DDNAME xxxxxxxx

Explanation: The DDNAME xxxxxxxx data set block size was not valid. If this message is received during IMS initialization, this problem can prevent IMS from acquiring information required for initialization. If the MFS Device Characteristics Table utility issues this message, the descriptor members are unavailable.

System action: IMS initialization abnormally terminates with abend 0012 for DDNAME PROCLIB. The MFS Device Characteristics Table utility ends with a return code of 12.


Operator response: (master terminal) If IMS does not abend, determine if the DDNAME xxxxxxxx DD statement is necessary for the installation. For the MFS Device Characteristics Table utility, DDNAME xxxxxxxx is required.

Programmer response: Ensure that the DDNAME xxxxxxxx data set block size is a multiple of 80.

Problem determination: 1, 3, 6, 8

Module: DFSPMBR0, DFSXRPS0, DFSIILD0, DFSUTB00

Related information:

 IMS abend 0012

Chapter 2, "IMS problem determination," on page 13

DFS0606I **MINIMUM CORE OF 16K BYTES WAS NOT AVAILABLE FOR SUMMARY TABLE.**

Explanation: The initial GETMAIN that gets storage for tables holding accumulated data failed.

System action: The program terminates and returns with no reports.

Programmer response: Increase the region size, and resubmit the job.

Module: DFSUTR20, DFSUTR30

DFS607I **UNEXPECTED CONTINUATION CARD RECEIVED.**

Explanation: A statement with at least one first blank character appeared in the analysis control data set. It is a continuation statement, but is not preceded by a distribution redefinition statement showing a continuation. Continuation is indicated by a comma following the last operand.

System action: Processing continues. The statement in error is ignored.

Programmer response: Correct this statement if it is not a continuation statement, or show the continuation in the distribution redefinition statement previously defined for a future run.

Module: DFSUTR20, DFSUTR30

DFS0608W **NULL ENTRY FOR DDNAME xxxxxxxx MEMBER = yyyyyyyyyy**

Explanation: Member yyyyyyyyyy from the DDNAME xxxxxxxx data set was empty.

System action: IMS might terminate with abend 0015 if the member is required by IMS.

Operator response: (master terminal) If IMS does not abend, determine if member yyyyyyyyyy is necessary for your installation.

Programmer response: Make sure that the correct member suffix was specified and that member yyyyyyyyyy contains valid data.

Problem determination: 1, 3, 6, 8

Module: DFSXRPS0, DFSPMBR0

Related information:

➡ IMS abend 0015

Chapter 2, "IMS problem determination," on page 13

DFS609I **EXPECTED CONTINUATION CARD NOT RECEIVED.**

Explanation: A continuation was indicated by a comma at the end of the last operand in a distribution redefinition statement. However, the following statement image was not a continuation.

System action: Processing continues. Redefinition is ignored for the distribution identifier implied.

Programmer response: Provide the missing continuation statement, if it was needed. If no continuation was intended, correct the distribution redefinition statement so that the last operand ends with a blank.

Module: DFSUTR20, DFSUTR30

DFS0610W **GETMAIN FAILED FOR TABLE = zzzzzzzz**

Explanation: Table zzzzzzzz could not be built. This problem can prevent IMS from acquiring information required for initialization.

System action: IMS might terminate with abend 0008 if table zzzzzzzz is required by IMS. IMS terminates with abend 1012 if the member is DBFMSDBn.

Operator response: Increase the size of the region, and try IMS again.

Programmer response: Validate the size of the region.

Problem determination: 1, 3, 6, 8

Module: DFSXRPS0, DFSPMBR0

Related information:

➡ IMS abend 0008

➡ IMS abend 1012

Chapter 2, "IMS problem determination," on page 13

DFS611I **EXPECTED CONTINUATION CARD NOT RECEIVED AT ANALYSIS EODAD.**

Explanation: A continuation was indicated by a comma at the end of the last operand in a distribution redefinition statement. However, the end of the analysis control data set was reached without getting a continuation statement image.

System action: Processing continues. Redefinition is ignored for the distribution identifier implied.

Programmer response: Provide the missing continuation statement, if it was needed. If no continuation was intended, correct the distribution redefinition statement so that the last operand ends with a blank.

Module: DFSUTR20, DFSUTR30

DFS0612I IMS LOGIC ERROR. R14=xx R15=yy

Explanation: IMS encountered an error. The xx value (hexadecimal) represents the return code from a called routine, and is present only when a called routine detects the error. Otherwise, the xx field contains 00. The yy value (hexadecimal) identifies the reason for the error.

- | <i>xx yy</i> | Meaning |
|--------------|---|
| 00 10 | The database DDIR or Fast Path DMAC was not found and was not passed on an EEQE CREATE call. Module DFSTOPR0 issues return code X'10'. |
| 00 11 | The EEQE was not found for an EEQE DELETE. Module DFSTOPR0 issues return code X'11'. |
| 00 12 | The buffer length was not specified on an EEQE CREATE. This problem might not be discovered until a later EEQE COPY call. Module DFSTOPR0 issues return code X'12'. |
| <i>xx</i> 14 | During Batch Backout processing, DBRC was called to change EEQE type. DBRC returned a nonzero return code xx, described later in this message. Module DFSTOPR0 issues return code X'14'. |
| 00 15 | An I/O Toleration EEQE CREATE during an XRF takeover found an EEQE that was not owned by this IMS and therefore not valid for this IMS to tolerate. Module DFSTOPR0 issues return code X'15'. |
| 00 1F | An EEQE COPY request found an EEQE that was either not owned or was a user type EEQE. This IMS should not have the block or control interval in the buffer pool. Module DFSTOPR0 issues return code X'1F'. |
| <i>nn</i> 22 | I/O retry during database close or I/O Toleration PURGE processing received a nonzero return code from the buffer handler routine. The <i>nn</i> value is the hexadecimal return code from the buffer handler. For additional information, see return and function codes information. Module DFSTOBH0 issues return code X'22'. |
| 00 31 | An X'26' or X'4026' log record containing a buffer image was found, but the corresponding EEQE was not found. The EEQE is built from a prior X'25' or X'4025' EEQE log record. Module DFSTORS0 issues return code X'31'. |
| 00 32 | The X'25' or X'4025' EEQE log record being processed could not find a DDIR for the database indicated in the EEQE. Module DFSTORS0 issues return code X'32'. |
| <i>xx</i> 41 | The I/O Toleration EEQEs created during an XRF takeover received the hexadecimal return code xx from DBRC. The DBRC return codes are described later in this message. Module DFSTODI0 issues return code X'41'. |
| <i>xx</i> 42 | Return code xx was returned from DBRC while deleting an EEQE. The DBRC return |

codes are described later in this message. Module DFSTODI0 issues return code X'42'.

- xx* 43 Return code xx is returned from DBRC when adding an EEQE. The DBRC return codes are described later in this message. Module DFSTODI0 issues return code X'43'.

DBRC return codes


The DBRC hexadecimal return codes contained in the xx field have the following values and meanings:

- | <i>xx</i> | Meaning |
|-----------|---|
| 04 | The DBDS already has an EEQE. |
| 08 | The database is not registered in the RECON data set. |
| 0C | A DBDS is not registered in the RECON data set. |
| 10 | The subsystem is not registered in the RECON data set. |
| 14 | The subsystem is not authorized to use the database. |
| 18 | The DBDS does not have an EEQE. |
| 1C | All EEQE changes in the parameter could not be satisfied. |
| 20 | The EEQE limit for the database has been reached. |
| 2C | Internal DBRC error. |
| 30 | An invalid parameter was detected. |

System action: This informational message is sent to the master terminal operator and the z/OS console. It precedes abend 0602.

Module: DFSTOBH0, DFSTODI0, DFSTOPR0, DFSTORS0

Related reference:

 Return and function codes associated with the external subsystem support (Messages and Codes)

DFS0613I CTL|DBC RGN U113 DUE TO Sxxx Uyyyy DURING DL/I CALL IN MPP|CCTL zzzzzzzz

Explanation: An abend occurred while processing a DL/I call in a parallel DL/I call under the dependent region TCB or under a DRA thread TCB for a Coordinator Control (CCTL). This problem caused a critical failure that required an abnormal termination of the IMS control region.

- | | |
|-----------------|--|
| <i>xxx</i> | The system abend code. This code is S000 if it is a user abend. |
| <i>yyyyy</i> | The user abend code. This code is 0000 if it is a system abend. |
| <i>zzzzzzzz</i> | Job name of the abending dependent region or the job name of the CCTL. |


System action: IMS terminates abnormally.

Programmer response: See abend 0113.

Problem determination: 1, 4, 6, 14, 36

Module: DFSPCC20, DFSASK00

Related information:

 IMS abend 0113

Chapter 2, "IMS problem determination," on page 13

DFS0614I I/O RETRY SUCCESSFUL. DATA BASE
dbname DDNAME *ddname* RBN/RBA
 nnnnnnnnn

Explanation: The I/O error block or control interval for the block number or RBA *nnnnnnnn* in database *dbname* was successfully rewritten to or reread from a direct access storage device (DASD) when the reread/rewrite was done at database close time. The DD statement is identified by *dbname*. The I/O error was corrected.

System action: This informational message is sent to the master terminal and the z/OS console when the I/O rewrite or reread is successful. Other block level sharing subsystems are notified with an IRLM NOTIFY to remove their record of the I/O error. DBRC is told to remove the I/O error RBN/RBA from the database data set (DBDS) record.

Operator response: No action is required.

The I/O error was corrected.

Programmer response: No action is required.

The I/O error was corrected.

Module: DFSTOBH0

DFS0615I ALL I/O ERRORS SUCCESSFULLY
 CORRECTED FOR DATA BASE *dbname*

Explanation: All I/O error blocks or control intervals for the database *dbname* were successfully retried. This message indicates that previous I/O errors were corrected and it is not necessary to recover the database. IMS automatically attempts to retry write or read I/O errors at database close time.

System action: This informational message is sent to the master terminal and the z/OS console.

Operator response: No action is required.

Programmer response: It is not necessary to recover the database.

Module: DFSTOCL0

DFS616I SYSTEM LOG DATASET NOT
 CLOSED- LOG WRITE ERROR

or

SYSTEM LOG DATASET NOT CLOSED- LOG
 WRITE ERROR. LAST LOG SEQ NUMBER=*xxxxxxx*

or

OLDS BUFFER PURGE FAILED

or

**OLDS BUFFER PURGE FAILED. LAST LOG SEQ
 NUMBER =*xxxxxxx***

or

OLDS BUFFERS SUCCESSFULLY PURGED

Explanation: A permanent I/O error occurred on the last remaining IMS log data set. If dual logging is in effect for IMS batch, the error occurs when both of the log data sets are damaged. For IMS online, the error occurs when the last remaining OLDS has a permanent I/O error or does not have enough space to complete a checkpoint freeze. There are 5 forms of this message.

The first form is issued when a permanent I/O error occurs on the last remaining IMS log data set. This form is also issued when an IMS batch region terminates abnormally without successfully closing the batch log (SLDS) and IMS fails to locate the last log record sequence number written on the batch SLDS. The last log record sequence number is not included in the message when:

- An IMS online system is running.
- No blocks are written on the log at the time of abend.
- An invalid block number is detected in the log buffers.

The second form is issued when an IMS batch region terminates abnormally without successfully closing the batch log (SLDS), and the last log record sequence number written on the batch log is located in a log buffer.

The third form of the message is issued when an IMS online system terminates abnormally without successfully closing the online log data set (OLDS) and IMS fails to locate the last log record sequence number written on the OLDS. The last log record sequence number is not included in the message when:

- The OLDS is not opened when the OLDS Buffer Purge ESTAE routine (DFSFDLF0) receives control.
- DFSFDLF0 fails the GETMAIN request for its message area.
- DFSFDLF0 fails to locate the last log sequence number written on the OLDS in all OLDS buffers.

The fourth form is issued when an IMS online system terminates abnormally without successfully closing the OLDS, and the last log record sequence number written on the OLDS is located in a log buffer.

The fifth form is issued when an IMS online system terminates abnormally and successfully purges all OLDS buffers during the OLDS Buffer Purge ESTAE routine.

System action: For the first two forms of this message, IMS terminates abnormally. Otherwise, IMS continues processing.

Programmer response: For the first two forms, allocate new log data sets to replace the ones that have encountered I/O errors. It might be necessary to use the Log Recovery utility to create log data sets free from WRITE or CLOSE errors. When a sufficient number of log data sets are available, emergency restart IMS to continue processing. Otherwise, not action is required

Module: DFSFDLS0, DFSFDLGO

DFS0617I RDS BUFFERS HAVE BEEN SUCCESSFULLY PURGED.

Explanation: During normal or STAE termination processing of IMS, the restart data set (RDS) buffers were successfully purged. The checkpoint table has been written.

System action: IMS continues with its termination process.

User response: No action is required.

Module: DFSRDS00

DFS0618A A RESTART OF A NON-ABNORMALLY TERMINATED SYSTEM MUST SPECIFY EMERGENCY BACKUP OR OVERRIDE.

Explanation: An attempt to restart an IMS system, which DBRC did not flag as abnormally terminated, failed. This problem occurs most commonly after a power failure or during restart of an alternate system in an XRF-capable environment, but can occur in other situations.

System action: IMS terminates the restart and waits for the operator to enter another restart command.

Operator response:

Make sure that no IMS system is currently active with the same subsystem name. Check for DBRC and DLISAS regions that might still be active after a prior failure of the CTL region. If DBRC or DLISAS regions are still active without a corresponding CTL region, cancel them before proceeding.

If there is no IMS system currently active with the same subsystem name, then issue the /ERE OVERRIDE command. In an XRF environment, issue the /ERE BACKUP command.

Module: DFSRST00

DFS0619I JOBNAME.STEPNAME. PROCSTEPNAME MADE NON-SWAPPABLE

Explanation: The named job step has been made nonswappable by using the IMS no-swap service call of the IMS SVC (DFSV4200). This message is provided for information only.

System action: The requested caller is made nonswappable.

Module: DFSV4200

DFS0620I RESTART DATASET CLOSED

Explanation: The restart data set was closed successfully.

System action: Processing continues.

Module: DFSFDPL0

DFS621W IMS type LEVEL (level) INCOMPATIBLE WITH REGION

Explanation: The release level of the IMS region is incompatible with the installed release level of the module issuing the message. The module might not be able to perform the required functions. The following table shows the meaning of the message:

Table 3. Meaning of DFS621W keywords

Keyword	Values	Meaning
<i>type</i>	RTM	The IMS resource termination manager (DFSRTM00) is assembled at an older release level than the terminating IMS region. DFSRTM00 might not be able to perform the required resource cleanup.
	SVC	The IMS SVC (DFSVC200) is assembled at a release level incompatible with the initializing IMS region. The SVC functions for this IMS region might fail or produce unexpected results.
<i>level</i>	<i>nm</i>	The release level of the IMS module issuing the message.

System action: Processing continues.

Programmer response: Install the correct level of DFSVC200 or DFSRTM00.

Module: DFSMRC20, DFSRTM00, DFSVC200

DFS0622I job.step.proc-KEY 0-7 NOT ALLOWED FOR DLI, DEP OR UTILITY RGN

Explanation: You specified a protect key of 0-7 for a DL/I, DEP, or utility region. In z/OS, only the online control region is allowed to run under a protect key in the range 0-7.

System action: IMS issues abend 0622 for the region that issued this message.

Programmer response: See abend code 0622.

Module: DFSRRA00

Related information:

 Abend 0622

DFS0623I *job.step.proc*-KEY 0-7 REQUIRED FOR ONLINE CONTROL REGION

Explanation: IMS attempted to initialize an online control region in z/OS with a protect key in the range 8-15; a key of 0-7 is required.

System action: IMS issues abend 0623 for the region that issued this message.

Programmer response: See the information for abend code 0623.

Module: DFSRRA00

Related information:

 Abend 0623

DFS624I COMMAND VERB/OPTION NOT SUPPORTED (*y*)

Explanation: A command verb or option that is not supported by IMS was entered by the operating system MODIFY command interface or by an external subsystem. The value of *y* represents up to 12 bytes of the command verb or option input data.

System action: The command is ignored.

Operator response: If the MODIFY command was entered by the operator, check for spelling errors or format errors in the command. Correct the command and rerun.

Programmer response: Make sure that the command syntax is correct.

Module: DFSFCTT0

DFS625I IRLM RECONNECT COMMAND FAILED, CODE - *nm*

Explanation: The OS operator has entered an OS MODIFY command to IMS specifying RECONNECT, and IMS was unable to complete the IRLM RECONNECT command.

The value of *nm* is indicated by one of the following codes:

Code (Dec)

Meaning

04 The IRLM did not give the IMS status exit control for an IRLM failure. This means either IRLM has not been used at all during this execution of IMS or the IMS-to-IRLM

connection is still active. During a reconnect attempt, be aware of the following:

- Every dependent region with an intent to use a database must go through terminate thread processing.
- Any such dependent region that does not terminate prevents IMS from completing the steps necessary to clean up from the IRLM failure.
- IMS cannot be reconnected to the IRLM or be terminated until all region disconnect processing has completed.
- You must abend those regions that are in various stages of disconnect processing (such as waiting in an application for a timer pop, or waiting for a reply to a WTOR).

08 IMS was unable to sign on to the IRLM again and the operator replied CANCEL to message DFS039A.

12 IMS found applications still scheduled against the data bases which were active at the time of the IRLM failure and therefore could not proceed with the IRLM reconnect command.

System action: Processing continues without the use of the IRLM.

Module: DFSFCTT0, DFSRDSH0

DFS626I IRLM RECONNECT COMMAND SUCCESSFUL

Explanation: The OS operator has entered an OS MODIFY command to IMS specifying RECONNECT and IMS successfully reconnected to the restarted IRLM. This message is sent to both the Master Terminal Operator and the OS operator to inform them of the reconnection. The Master Terminal Operator can now start the stopped databases as wanted.

System action: Processing continues.

Module: DFSRDSH0

DFS627I IMS RTM CLEANUP (*type*) status FOR *task jobname.stepname.procstepname RC=xxx*

Explanation: For information and actions, see message DFS627W.

Related information:

DFS627W

DFS627W IMS RTM FAILURE (*xxx*) FOR *task id*

Explanation: The IMS resource termination manager (RTM) produces two forms of message DFS627; one is a warning and the other is informational.

The warning message, DFS627W, appears every time a recoverable failure occurs during RTM processing, or when a nonzero return code is received from a routine called by RTM. The message provides a failure code,

DFS627W

xxx, specifying the function executing at the time the failure is detected. RTM resumes processing with the next function in the termination process.

The informational message, DFS627I, is produced once for the job step TCB at the end of cleanup, and once for each ESTAE failure under a subtask. An ESTAE failure occurs when the SDWA is not present or no retry is possible. If all TCBS complete without errors, the informational message shows a status of COMPLETE with an X'00' return code; otherwise, the status is FAILED with a return code of X'FF'. (See the hexadecimal return codes described later in the message for the meaning of return code X'FF'.)

Remember: When ESTAE is entered and retry is possible, the SDWA is written to SYS1.LOGREC. Included in the entry are the job name, the release and level of the terminating IMS, and the failure code. The following table shows the message text:

Table 4. DFS627W message text

Keyword	Values	Meaning
<i>type</i>	EOM EOT ESTAE	End of Memory End of Task ESTAE failure; no retry possible
<i>status</i>	COMPLETE FAILED	IMS finished successfully. IMS encountered at least one failure during cleanup.
<i>task</i>	ST JS	Subtask Job step task
<i>id</i>	jobname ID=imsid	For End of Task failure For End of Memory failure

The return code, xxx, indicates the results of resource cleanup processing. Return code values X'00' through X'FF' are produced by DFSRTM00. Values X'04' through X'74' represent failures during End of Task termination. Values X'C8' through X'EC' represent failures during End of Memory termination. Other values produced by DFSRTM00 apply to either type of termination. Return code X'100' or greater are produced by DFSMRC20. The return codes have the following values and meanings.

Code (hex)

	Meaning
00	Cleanup finished successfully.
01	GETMAIN failed for work area. Minimal cleanup processing is performed.
04	ESTAE could not be established. Minimal cleanup processing is performed.
08	Not used.
0C	A failure occurred while scanning the TCB Table during TCB validation. Processing resumes with the next function.
10	A failure occurred while performing Availability Manager disconnect processing (XRF environments only). Processing resumes with the next function.
14	RTM received a nonzero return code from GETMAIN when storage was requested for save areas while performing Availability

	Manager disconnect processing (XRF or Fast Database Recovery environments only). Processing resumes with the next function.
18	A failure occurred while performing IMS Intersubsystem Interface termination processing. Processing resumes with the next function.
1C	A failure occurred while disconnecting memory-to-memory window headers. Processing resumes with the next function.
20	A failure occurred while scanning TCB DEB chain. Processing continues with the next DEB on chain.
24	A failure occurred while performing HALT I/O or quiesce function for channel to channel device. Processing continues with the next DEB on chain.
28	A failure occurred while closing an OSAM data set. Processing continues with the next DEB on chain.
2C	A failure occurred while closing an OS data set. Processing continues with the next DEB on chain.
30	A failure occurred during processing, or nonzero return code received from IMS Resource Lock Manager quit function. Processing resumes with the next function.
34	A failure occurred while page freeing OSAM short term I/O pages. Processing resumes with the next function.
38	A failure occurred while disconnecting cross-memory tables. Processing resumes with the next function.
3C	A failure occurred while releasing CSA storage for RGPparms. Processing resumes with the next function.
40	A failure occurred during processing or nonzero return code received from SVC termination and CSA cleanup routine. Processing resumes with SVC directory cleanup.
44	A failure occurred during processing or nonzero return code received from SVC directory cleanup routine. Processing resumes with the next function.
48	A failure occurred while performing an ENFREQ DELETE call to delete an IMS ENF listen exit. Processing resumes with the next function.
4C	A failure occurred while performing an IXLDISC call to disconnect from a coupling facility structure. Processing resumes with the next function.
50	A failure occurred while performing an ENFREQ DELETE call for the IMS ARM ENF listen exit. Processing resumes with the next function.
54	A failure occurred while performing Media Manager control block clean up for opened Fast Path DEDB areas. Processing resumes with the next function.

58	A failure occurred while performing Fast Path 64-bit buffer cleanup. Processing resumes with the next function.		passed to DFSRTM00. The only processing attempted is setting the DUMP SSCT to null.
59-5B	Not used.	108	DFSRTM00 address is zero in the SSCT. Abbreviated cleanup is attempted.
5C	A failure occurred while performing logger cleanup. Processing resumes with the next function.	10C	A failure occurred attempting to route control to DFSRTM00. The ESTAE in DFSMRC20 intercepts the abend and attempts an abbreviated cleanup.
5D-67	Not used.	110	Previous job step or end-of-memory cleanup was attempted and failed. DFSMRC20 resets the IMS DUMP SSCT to null and returns to z/OS. Some IMS resources might not have been cleaned up.
68	Batch IRLM PC cleanup.	114	DFSMRC20 was called for a non-IMS job step TCB in an address space with an active IMS SSCT. This is usually the result of a prior IMS resource cleanup failure, or of DFSMRC20 not receiving control for an IMS job step TCB termination. DFSMRC20 resets the IMS DUMP SSCT to null and returns to z/OS. Some IMS resources might not have been cleaned up.
6C	Batch RSR PC cleanup.	118	DFSMRC20 was called for task termination after the IMS job step TCB entered final termination in module DFSRTM00. The job step task is still active. This situation is not an error; however, this code is used internally for tracing this event for diagnostics.
70	A failure occurred attempting to set IMS DUMP SSCT to null. Processing resumes with the next function.		
74	A failure occurred during delete subpool all function for IMS subtask. Processing resumes with the next function.		
C8	RTM received a nonzero return code from the SVC directory cleanup routine. Processing resumes with the next function.		
CC	RTM received a nonzero return code from the IRLM quit function. Processing resumes with the next function.		
D0	A failure occurred attempting to route control to DFSRTM00. The ESTAE in DFSMRC20 intercepts the abend and attempts an abbreviated cleanup.		
EC	A failure occurred attempting to set IMS DUMP SSCT to null. Processing resumes with the next function.		
F0	The DL/I subordinate address space can terminate without successfully performing resource cleanup for the region. If this happens, the DLS SSCTs might be left after the DLS region has terminated, which can produce abends in the Master Scheduler Broadcast function. In attempting to prevent certain abends if running with a DLS region, the control region job step TCB searches for the DLS SSCTs during cleanup processing. If either SSCT is found, SSCT cleanup is attempted. If cleanup of the DLS SSCTs succeeds, message DFS627W IMS RTM FAILURE (F0) FOR DLS is issued. If cleanup fails, the standard form of the warning message is issued. Processing resumes with the next function.		
FC	Resource cleanup processing canceled by operator. Abend X'x22' is intercepted by ESTAE, and no retry processing is permitted. An abbreviated form of cleanup processing is performed by the ESTAE routine.		
FF	Resource cleanup processing was completed, but one or more failures occurred during cleanup. Message DFS627W explains the reason for the failure.		
100	While processing on behalf of an IMS TCB, DFSMRC20 determined that the DUMP SSCT was invalid. No cleanup is attempted for the terminating TCB.		
104	ESTAE could not be established. Control is not		

System action: If the return code is X'00' for End of Task termination, the resource cleanup processing for the IMS region completed satisfactorily. If the return code is X'00' for End of Memory termination, cleanup completed satisfactorily, but is limited to non-task-related functions only. If the return code is X'FF', one or more failures occurred, and cleanup processing related to those failures might not have been completed.

Problem determination: 1, 11, 36

Module: DFSRTM00, DFSMRC20

Related information:

"DFS627I" on page 167

Chapter 2, "IMS problem determination," on page 13

DFS628I ABNORMAL TERMINATION SCHEDULED

Explanation: The z/OS system console operator entered a MODIFY IMS.DUMP command to abnormally terminate the IMS region.

System action: The IMS region is abnormally terminated with a memory dump.

Module: DFSFCTT0

DFS629I IMS *ttt* TCB <*action*> IMS | SYS
 sss | *uuuuuuuuuu* IMS *ttt* TCB <*action*>
 IMS | SYS *sss* | *uuuuuuuuuu*

or

IMS BATCH REGION ABEND - IMS | SYS *uuuu*

or

PSW AT ERROR = *hhhhhhhh* *hhhhhhhh*

or

MODID = *cccccccc* EPA = *aaaaaaaa*

or

IMS DBC REGION ABEND

Explanation: For IMS online, the first form of the message is issued; the third and fourth form might be issued. For IMS batch, the second form is issued; the third form might be issued.

For a Database Control (DBCTL) subsystem, the fifth form is issued when the DBCTL or z/OS operator issues a MODIFY command to stop the DBCTL region.

In the message text, the variables have the following meanings:

- ttt* IMS TCB type name
- action* The action is ABEND if the IMS control region is terminating or DUMP if a memory dump is being produced for a dependent region.
- sss* The system abend code, if available
- uuuu* The user abend code (if available) or the system abend code
- vvvv* The failing IMS address space or external subsystem
 - DLS** The failure was for a TCB in the DL/I address space.
 - IES** The failure was in the IMS support code of an external subsystem.
 - ESC** The failure was not in the IMS support code for the failing external subsystem.
 - U0027** Original abend code
 - No value** The failure was in the IMS CTL address space.
- hh..hh* Hexadecimal PSW contents
- cccccccc* Module executing at time of the error
- aaaaaaaa* Hexadecimal address of module entry point

System action: For some IMS TCB failures, the IMS

system terminates. For other IMS TCB failures, (such as dynamic allocation, Fast Path-dependent region, storage compression, and some DBRC failures) IMS continues processing. For IMS external subsystem failures, the external subsystem task terminates.

Operator response: If an external subsystem task terminates, restart the task with the /START SUBSYS command.

Programmer response: To determine the cause of the problem, examine the diagnostic output, which can include:

- Spin-off dumps created by IMS external subsystems or DBRC.
- Software LOGREC entries created by dynamic allocation.
- Fast Path-dependent region dumps created by Fast Path-dependent regions.

Module: DFSFDMP0, DFSFLST0

DFS630I WAITING FOR IRLM INITIAL STATE.

Explanation: The IRLM is in an initial WAIT state for all current subsystems to be identified, respective database reverified, and backouts to be processed. This message is sent to the OS operator and the Master Terminal Operator prior to the WAIT state.

System action: Processing continues after a short wait.

Operator response: If the wait becomes excessive, you might need to review all subsystems attached to the IRLM and determine which might be causing the delay. This subsystem (if IMS) will probably not have issued the DFS630I message.

Module: DFSSDLB0

**DFS631I DBRC ADDRESS SPACE
 TERMINATION UNPREDICTABLE
 DUE TO CONTROL REGION
 ABNORMAL TERMINATION**

Explanation: The IMS control region may have terminated before the connection between IMS and DBRC was completed. In this case the DBRC address space might terminate abnormally or might not terminate at all.

The IMS control region may have terminated after the DBRC address space had abnormally terminated.

System action: DBRC may or may not be abnormally terminated.

Operator response: If DBRC is not terminated, you must terminate it using the console.

Module: DFSFSTM0

DFS632I *job.step.proc*-EXCESSIVE NUMBER OF
PARAMETERS IN PARM FIELD

Explanation: The EXEC statement PARM field contained too many positional parameters.

Programmer response: Correct the error, and resubmit the job.

Module: DFSRRA20

DFS0633I DBRC PARAMETER SPECIFIED VALID
ONLY FOR BATCH BACKOUT


Explanation: DBRC=C was specified, but the program name was not DFSBBO00. Batch Backout is the only valid program that can be specified with the DBRC=C parameter.

System action: The IMS job terminates abnormally with abend 0633.

Programmer response: Correct the conflict between the DBRC and MBR parameters.

Module: DFSRRA00

Related information:

 IMS abend 0633

DFS634I *job.step.proc*-BLANK ENCOUNTERED
AS FIRST CHAR OF PARAM VALUE

Explanation: A positional parameter in the PARM field of the EXEC statement contained one or more leading blanks.

System action: System terminates abnormally.

Programmer response: Correct the error, and resubmit the job.

Module: DFSRRA00

DFS635 COMMAND BUFFER TOO LARGE:
CANNOT PROCESS COMMAND.

Explanation: The entered command required a buffer length greater than X'FFFF' (65,535) bytes. X'FFFF' is the limit for the /DISPLAY command, while X'7FFF' (32,767) bytes is the limit for all other commands. The command in error probably contained the NODE keyword with the ALL parameter.

System action: The command is ignored.

Programmer response: Reduce the storage requirements by reentering the command as multiple commands with a specified range. The number of parameters that can be specified for a /DISPLAY command is approximately 5500, and 2500 for all other commands. Contact the system programmer for assistance.

Module: DFSICL30

DFS636I *job.step.proc*-LAST FIXED LENGTH
PARM VALUE TOO SHORT

Explanation: The last fixed-length parameter value in the PARM field of the EXEC statement was too short.

System action: System terminates abnormally.

Programmer response: Verify that no preceding value is incorrect. Correct any error, and resubmit the job.

Module: DFSRRA20

DFS0637W *xxxx* REQUEST NOT SATISFIED DUE
TO POOL EXPANSION LIMIT

Explanation: One or more requests for storage from the IMS storage pool *xxxx* were not satisfied. The request causes the pool size to exceed the upper expansion limit. The upper limit is specified on the execution parameters.

System action: If the caller specified that the IMS storage pool manager waits for storage, the caller waits until enough storage is returned to the storage pool to satisfy the request or until the caller has waited the maximum number of compression cycles. If the request is not satisfied, a nonzero return code is returned to the caller.

Programmer response: If this message is issued repeatedly for the same storage pools, increase the upper expansion limit for those pools.

Module: DFSSTAT0

DFS638I *job.step.proc*-COMMA FOUND WITHIN
EXTENT OF FIXED LENGTH PARAM

Explanation: A comma was found within the extent of a fixed-length field.

System action: System terminates abnormally.

Programmer response: Correct the error, and resubmit the job.

Module: DFSRRA00

DFS639W INVALID STG POOL DEF FOR (*xxxx*)
(* *parm*)

Explanation: The IMS.PROCLIB member DFSSPMnn contains a storage pool definition statement with an invalid parameter. The allowable parameters are pool name and buffer definition.

If *parm* indicates FPL=*zzzz*, then the pool name is invalid. The IMS storage pool *zzzz* has not been defined.

If *parm* indicates (a, b, c, d), then the buffer definition is invalid for pool *xxxx*. The following list defines the buffer definition subparameters:

a Defines the buffer size, which is a unique 1 to 5-digit numeric value. The allowable range is 8

- through 65536. The buffer size value is rounded up to the nearest multiple of eight.
- b** Defines the number of buffers in the primary storage allocation. The value must be a 1 to 5-digit numeric value in the range of 2 through 65535.
- c** Defines the number of buffers in secondary storage allocations. The value must be a 1 to 5-digit numeric value in the range of 2 through 65535.
- d** Defines whether the primary storage allocation is obtained during IMS initialization. The allowable values are Y and N. If Y is specified, the primary storage allocation is obtained during initialization. If N is specified, the primary storage allocation is not obtained until it is needed to satisfy a buffer request.

One DFS639W message is issued for every occurrence of an invalid parameter.

System action: If the pool name parameter is invalid, the storage manager ignores the definition for the pool while continuing to validate the remaining parameters.

If the buffer definition parameter is invalid, either the parameter is interpreted or it is ignored.

If the value for subparameter **a** exceeds the allowable maximum of 65536, a value of 65536 is used. If the value for subparameters **b** or **c** exceeds the allowable maximum of 65535, a value of 65535 is used. If the subparameter **d** is invalid, the primary allocation of storage is obtained when it is needed for processing and not during IMS initialization.

If the value for subparameter **a** is zero or is a previously defined value, the buffer definition parameter is ignored. A maximum of thirty-two definitions are allowed for a pool. If an * precedes PARM, the maximum number has been exceeded and PARM has not been validated. It is ignored.

Programmer response: Correct the invalid statement.

Module: DFSXSPM0

DFS640I *job.step.proc*-REQUIRED PARAMETER OMITTED FROM PARM FIELD

Explanation: A required parameter for the execution specified by the first three characters of the EXEC statement PARM field was omitted.

System action: System terminates abnormally.

Programmer response: Correct the error, and resubmit the job.

Module: DFSRRA20


DFS641I *jobname.jobstep*-INCORRECT REGION PARAMETER IN EXEC STATEMENT

Explanation: The Database Recovery utility DFSURDB0 was run in an invalid region type. The batch region type specified in the first subparameter of the //EXEC PARM field must be UDR.

System action: IMS issues abend 0641 for the region that issued this message.

Programmer response: See abend code 0641.

Related information:

 IMS abend 0641

DFS642I *job.step.proc*-PARAM EXCEEDS MAX ALLOWABLE LENGTH

Explanation: A parameter value, such as the program name in a DL/I execution, exceeded the maximum allowable length.

System action: System terminates abnormally.

Programmer response: Correct the error, and resubmit the job.

Module: DFSRRA00

DFS643I *job.step.proc*-NON-NUMERIC VALUE SPECIFIED FOR NUMERIC PARAMETER IN PARM FIELD

Explanation: All numeric parameters are examined; if a non-numeric value is specified for any numeric parameter, this message is sent to the console operator.


System action: The IMS region that issues this message terminates with abend 0643.

Programmer response: Correct the EXEC statement parameter in JCL, and resubmit the job.

Problem determination: 1, 2, 3, 4

Module: DFSRRA00

Related information:

 IMS abend 0643

Chapter 2, "IMS problem determination," on page 13

DFS644I *job.step.proc*-INTERNAL DESTINATION LIST IS INVALID

Explanation: System error was encountered.

System action: System terminates abnormally.

Operator response: (z/OS System operator) Refer this error to IMS systems operation personnel.

Problem determination: 1, 2, 3, 4, 36. Also, get an assembly listing of DFSRRA00 as used on-site.

Module: DFSRRA20

Related information:

Chapter 2, “IMS problem determination,” on page 13

DFS645W PRIMARY *xxxx* STORAGE EXCEEDED POOL EXPANSION LIMIT

Explanation: During *xxxx* storage pool initialization, the accumulated size of the primary buffer allocations specified exceeded the upper expansion limit specified. This message is issued before any attempt to obtain storage for buffers. If the upper expansion limit value specified is less than the sum of the storage required to allocate all the primary buffer sizes specified, this message is issued. No primary storage is allocated for the pool. Storage blocks are allocated as needed. All blocks in the pool are compressible.

System action: IMS initialization continues normally.

Operator response: Notify the system programmer.

System programmer response: The default upper expansion limit for the pool might have been overridden using the EXEC parameters or the DFSPBxxx member. The default primary and secondary storage pool allocations might need to be overridden by storage pool definition statements in the IMS.PROCLIB member DFSSPMxx. Ensure that the storage pool definitions specify the appropriate size primary blocks and that the accumulated primary storage allocation specification does not exceed the specified upper limit.

Module: DFSSPM30

DFS646I *job.step.proc*-SPIE OPTION IN PARM FIELD INVALID


Explanation: An invalid SPIE option was found in the parameter field. The SPIE option in the parameter field must be 0 or 1.

System action: Abend 0646 is issued.

Programmer response: Correct the error, and resubmit the job.

Module: DFSRRA00

Related information:

 IMS abend 0646

DFS0647W READ OF PSB *psbname* OR INTENT LIST FOR PSB RECEIVED INVALID DATA. PSB STOPPED.

Explanation: A BLDL was done for the PSB to generate a directory entry list, and a read issued on the TTR was returned by the BLDL macro. After the read was completed, the results were invalid. The problem might result from one of the following causes:

- For a DOPT PSB, a compression and a read occurred simultaneously.

- For a nonresident PSB, a compression occurred sometime after the IMS system was start.

Operator response: Take one of the following actions:

- For a DOPT PSB, start the PSB after the compression has completed. Then, reschedule the job.
- For a nonresident PSB, an online change must be done after the compression has completed.

DFS648I *job.step.proc*-VALIDITY CHECK OPTION IN PARM FIELD INVALID


Explanation: A validity check option in the PARM field was specified incorrectly.

System action: Abend 0648 is issued.

Programmer response: Correct the error, and resubmit the job.

Module: DFSRRA20

Related information:

 IMS abend 0648

DFS0649W PSB *psbname* INSUFFICIENT FREE STORAGE BELOW 16 MEG. REQUIRED = *xxxxxxx* AVAILABLE=*yyyyyyyy*

Explanation: ACB Generation attempted to build a PSB block for *psbname*, but the PSB generated size required *xxxxxxx* bytes of storage below the 16 MB line and only *yyyyyyyy* bytes were available.

System action: The PSB is deleted from ACBLIB and a return code 8 is set. ACBGEN continues with the next PSB.

Programmer response: Redesign the PSB with fewer SENSEG statements, fewer PCB statements, or both.

Module: DFSUAMB0

DFS650E NON-LE COMPLIANT PROGRAM IN PERSISTENT JVM ENVIRONMENT, NAME=*program_name*

Explanation: You attempted to load and execute a program that did not conform to the Language Environment (LE) in a persistent JVM dependent region environment. Any program that executes in a persistent JVM dependent region environment must be LE-conforming.


System action: Abend U0101-05 (reason code 5) is issued to terminate the application.


Programmer response: Correct the program to make it LE-conforming. The program did not contain a valid LE entry prolog. Ensure that the program was compiled with a current LE enabled compiler.

Module: DFSPCC20

Related concepts:

DFS650E

 z/OS: Creating applications with z/OS Language Environment

 z/OS: Preparing an application to run with Language Environment

Chapter 17. DFS messages, DFS0651W - DFS700I

This topic contains the following messages:

**DFS0651W ERROR XX READING DBD PSB INT
yyyyyyyyy FROM ACBLIB.**

Explanation: Validation of the PSB, DBD, or intent list read from ACBLIB indicated an error. The block in error is not used.

The *yyyyyyyyy* field indicates the name of the PSB, DBD, or intent list where the validation error was detected. The *xx* field indicates the validation error detected as follows:

- | | |
|-----------|--|
| xx | Validation error |
| 01 | The read should have returned DMB <i>yyyyyyyyy</i> . Validation of the data read indicated that what was read was not a DMB. |
| 02 | The read should have returned PSB <i>yyyyyyyyy</i> . Validation of the data read indicated that it is not the expected PSB. |
| 03 | The PSB read is not consistent with the PSB sizes obtained from the ACBLIB PDS directory at initialization time. |
| 05 | The read of the intent list for PSB <i>yyyyyyyyy</i> read zero bytes. |
| 06 | The length of the intent list stored within the list itself for PSB <i>yyyyyyyyy</i> is invalid. |
| 07 | The length of the intent list read for PSB <i>yyyyyyyyy</i> is not consistent with the length of the intent list obtained from the ACBLIB PDS directory at IMS initialization time. |
| 08 | The intent list for PSB <i>yyyyyyyyy</i> contains invalid offsets. |
| 09 | The intent list for the PSB included DMB A but did not include DMB B. DMB B is related to DMB A either by a secondary index or a logical relationship and should be included in the intent list. The PSB is therefore inconsistent with its DBDs. The ACBGEN utility must be run to resolve the inconsistency. |
| 10 | The DSG DMB offset is inconsistent with the intent list length. This offset is used to retrieve the DDIR address from the PSB intent list. A DDIR address could not be retrieved because the DSG DMB offset is zero, negative, or larger than the intent list length. ACBGEN is required to resolve the inconsistency. |
| 11 | The data set group built for PSB <i>yyyyyyyyy</i> is inconsistent with the data set group defined in the related DBD. To resolve the discrepancy, run the ACBGEN to rebuild the DBD. This can also occur when the PSB refers to a DBD that was not found in the ACBLIB. |
| 12 | The read did not return a time stamp when this PSB was last rebuilt. The time stamp was |

- used to validate the consistency between this PSB and its DMB. The time stamp was generated by the ACBGEN utility, and was stored at the end of PSB. You must run the ACBGEN utility again to rebuild the PSB.
- 13** One or more of the DMBs referenced in the PSB intent list has structural changes and has been rebuilt. The PSB has not been rebuilt and is not consistent with its DBD. You must run the ACBGEN utility again to resolve the inconsistency.
- 14** The DMB referenced in the PSB intent list is being committed by Member Online Change. The program that uses this PSB cannot be scheduled.
- 15** The PSB size in the PSB directory is not consistent with the size obtained from the ACBLIB PDS directory at ACB online change time.

Possible reasons for the above errors are as follows:

- The active ACBLIB was compressed while being used by IMS.
- Library Look Aside (LLA) was used improperly. For example, LLA was used for the inactive ACBLIB and the resident directory was not updated following the copy of the staging library to the inactive ACBLIB. The /MODIFY COMMIT or INITIATE OLC PHASE(COMMIT) commands then switched the inactive to the active with a back-level copy of the PDS directory for the ACBLIB left in memory. It is highly recommended that LLA never be used for the ACBLIB data sets.
- A PSB was copied to both the inactive and the active ACBLIBs before the /MODIFY COMMIT or INITIATE OLC PHASE(COMMIT) commands. If this occurs, the comparison of the dates of the active and inactive will be equal with the implication that the PSB did not change. This will result in reading a new PSB without refreshing the PSB sizes kept in the PSB directory.
- There is a duplicate database definition for a database that has logical relationships. Because NAMECHK=NO was specified in the IMSCTRL macro, two copies of the same DDIR have been generated: the first DDIR contains a valid DMB address, but the second contains a DMB address of zeros. The PSB intent list could point to either the first or second DDIR. This error message occurs when it points to the invalid DMB address in the second DDIR.

System action: If the error occurs on a DMB, the DMB is marked bad. Programs that use the DMB are not

scheduled. The condition can only be corrected by replacing the DMB using online change. If the error occurs on a PSB or an intent list, the PSB is marked bad unless it is a DOPT PSB, in which case it is stopped. Programs using the PSB will not be scheduled. If the PSB is a DOPT PSB, the condition can be corrected by replacing the PSB in ACBLIB. If the PSB is not a DOPT PSB, it can only be corrected by replacing the PSB using online change.

If the PSB is not a DOPT PSB and the validation error code is 15, the error condition can only be corrected by not specifying the same ACBLIB data set on both active and inactive ACBLIB concatenation. As a result, ACB online change will not work.

Module: DFSXRBL0, DFSDBLD0, DFSDBLI0, DFSDBLP0

DFS652I *job.step.proc*-**PARM FIELD OMITTED**


Explanation: All IMS run statements must contain a PARM field.

System action: Abend 0652 is issued.

Programmer response: Correct the error, and resubmit the job.

Module: DFSRRA20

Related information:

 IMS abend 0652

DFS0653I **PROTECTED CONVERSATION PROCESSING WITH RRS ENABLED**

Explanation: IMS initialized with the Resource Recovery Subsystem (RRS/MVS) and is prepared to participate in protected conversation work.

System action: Processing continues.

User response: No action is required.

Module: DFSRRSIO

DFS654I *job.step.proc*-**PARM FIELD TOO SHORT**


Explanation: PARM field specified in the EXEC statement was less than 3 characters in length.

System action: Abend 0654 is issued.

Programmer response: Correct the error, and resubmit the job.

Module: DFSRRA00

Related information:

 IMS abend 0654

DFS655I **CTL RGN U780 RC=xxxx DUE TO Syyy Uzzzz WHILE HOLDING A LATCH IN MPP nnnnnnnn**

Explanation: An abend occurred while holding an IMS latch and caused a critical failure that required an abnormal termination of the IMS control region.

xxxx Represents the return code of abend 0780. For an explanation of individual return codes, see abend 0780 information.


yyy Represents the system abend of the dependent region abend code. (If the abend is a user abend, the system code is represented by S000.)

zzzz Represents the user abend of the dependent region abend code. (If the abend is a system abend, the user code is represented by 0000.)

nnnnnnn Job name of the terminating dependent region.

Module: DFSASK00

Related information:

 IMS abend 0780

DFS656I *job.step.proc*-**PROTECT KEY OPTION INVALID IN PARM FIELD**

Explanation: The value specified in the EXEC statement for the online control program (CTL) was invalid. Only the values 0 and 1 are valid.

Programmer response: Correct the error, and reissue the IMS START command.

Module: DFSRRA20

DFS0657I **IMS rrr ABEND Uaaaa MODULE=mmmmmmmmmm LABEL=llllllll R14=xxxxxxx**

Explanation: The GSAM initialization process encountered an error. The variable fields are defined as follows:


- IMS rrr** IMS release level
- Uaaaa** IMS abend code
- MODULE=** Module that detected the error
- LABEL=** Unique label at which the error was detected. This value corresponds to the error reason code. See the information about the IMS abend code.
- R14=** BAL return register (to the module that discovered the error).

System action: The program terminates abnormally with the abend code identified as *aaaa*.

Operator response: Determine the cause of the error, correct the problem, and rerun the job.

Module: DFSZDI00

Related concepts:

 IMS abend codes (Messages and Codes)

DFS658I *job.step.proc*-PROGRAM NAME
PARAMETER OMITTED FROM PARM
FIELD

Explanation: The program name parameter was omitted from the PARM field.

Programmer response: Correct the error, and resubmit the job.

Module: DFSRRA00

DFS0659I CTL RGN U780 RC=*xxxx* BECAUSE
CCTL *yyyyyyyy* WAS TERMINATED
WHILE DBCTL THREAD HELD
LATCH


Explanation: The CCTL was terminated while a DBCTL thread was holding an IMS unrecoverable latch. This problem caused a critical failure that required an abnormal termination of the IMS control region.

xxxx Represents the return code from the failed attempt at latch recovery. For an explanation of return codes, see the IMS abend 0780 information.

yyyyyyyy
Job name of the terminated CCTL region.

Module: DFSSDA30

Related information:

 IMS abend 0780


DFS660I *job.step.proc*-PARM FIELD OMITTED
FROM EXEC STATEMENT

Explanation: All IMS execute statements must contain a PARM field.


Programmer response: See the information about PARM fields.

Module: DFSRRA00

Related concepts:

 Specifying IMS execution parameters (System Definition)

Related reference:

 Parameter descriptions for IMS procedures (System Definition)

DFS0661I CANNOT PROCESS /START REGION
COMMAND: MEMBER=*member_name*
JOB NAME=*job_name* RC=**X'***xxxxxxxx***'**

Explanation:

The /START REGION command with the specified

member and job name failed for one of the following reasons:

- 04** The JOB statement is missing from the PROCLIB member.
- 08** An incomplete statement was encountered.
- 0C** Unable to add the IMSID parameter to the EXEC statement.
- 10** The parameter field is continued incorrectly.
- 14** The EXEC statement has no parameters.
- 18** The PROCLIB cannot be opened.
- 1C** The data set record format is incorrect.
- 20** The data set block size is incorrect.
- 24** The PROCLIB member cannot be found. The instream procedure is not supported by the generic /START REGION command.
- 28** The first statement of the PROCLIB member is not the JOB statement.
- 2C** The procedure statement is not valid. The instream procedure is not supported by the generic /START REGION command.
- 30** The EXEC statement is missing.

Programmer response: Verify that the member and job names are correct. Also check the JCL statements in the specified member. Make the necessary corrections and reissue the command.

Module: DFSPMBR0

DFS662I *job.step.proc*-FIRST POSITIONAL
PARAM IN PARM FIELD IS INVALID


Explanation: The first positional parameter in the PARM field was invalid.

System action: Abend 0662 is issued.

Programmer response: Correct the error, and resubmit the job.

Module: DFSRRA00

Related information:

 IMS abend 0662

DFS0663I (*Message text varies for DFS0663I, DFS0664W, and DFS0665E*)

Explanation: See the explanation for DFS0665E.

Related information:

DFS0665E

DFS0664W (*Message text varies for DFS0663I, DFS0664W, and DFS0665E*)

Explanation: See the explanation for DFS0665E.

Related information:

DFS0665E

DFS0665E (Message text varies for DFS0663I, DFS0664W, and DFS0665E)

Explanation: The Fast Path trace routines issue messages DFS0663I, DFS0664W, and DFS0665E. If you are unable to determine the problem, contact IBM Software Support. Save a copy of the message number and text that you received.

Module: DBFTRAK0 (DFS0663I), DBFTRAK0 (DFS0664W and DFS0665E)

DFS0666I AREA xxxxxxxx COULD NOT BE PROCESSED DUE TO LOCK FAILURE

Explanation: The AREA xxxxxxxx could not be processed for one of the following reasons:

- A /START, /STOP, /DBR AREA, or /STOP ADS command was not processed because the AREA LOCK failed.
- A /STOP or /DBR AREA GLOBAL command was rejected because another subsystem holding the AREA LOCK is down.

System action: Command processing terminates.

Programmer response: For the second problem, use the LOCAL keyword instead of the GLOBAL keyword.

Module: DBFARDA0

DFS667I NON-REENTRANT MODULES HAVE BEEN PRELOADED

Explanation: The program module preload function loaded the specified non-reentrant program modules into the region/partition.

Module: DFSPCC20

DFS0668I PROCLIB BLKSIZE NOT MULTIPLE OF 80.

Explanation: The IMS initialization process found the IMS PROCLIB data set block size to be other than a multiple of 80. The logical record length must be 80.

System action: No modules have been preloaded. Initialization continues.

Programmer response: Contact your IMS system programmer.

Problem determination: Save the LISTCTLG and LISTVTOC for the IMS PROCLIB.

Module: DFSRRA00

DFS0669I PROCLIB RECFM NOT 'F' OR 'FB'

Explanation: The IMS initialization process found the IMS PROCLIB data set record format to be neither "fixed" nor "fixed-blocked".

System action: No modules have been preloaded. Initialization continues.

Programmer response: Contact your IMS system programmer. The IMS PROCLIB, to be usable, must be "F" or "FB".

Problem determination: Save the LISTCTLG and LISTVTOC for IMS PROCLIB console log.

Module: DFSRRA00

DFS670I job.step.proc-MODULES HAVE BEEN PRELOADED

Explanation: The Program Module Preload function loaded the specified program modules into the region/partition at initialization.

Module: DFSPLDR0

DFS671I job.step.proc - FOR THIS EXECUTION, DBRC IS SET TO FORCE FORCE | YES | NO

Explanation: After the processing of all the parameters was complete, the final DBRC parameter setting was FORCE, YES, or NO.

System action: Processing continues.

Programmer response: No action is required.

Module: DFSRRA70, DFSRRA80

DFS0671W MEMBER DFSIDEF0 NOT FOUND - REQUIRED FOR INITIALIZATION


Explanation: Member DFSIDEF0 is required for IMS initialization, but could not be loaded.

System action: IMS terminates abnormally withabend 0015.

Programmer response: The DFSIDEF0 module is built by the Syntax Checker.

Module: DFSRRA00

Related information:

 IMS abend 0015

DFS672I job.step.proc - MODULE DFSIDEF0 CONTAINS UNEXPECTED DATA

Explanation: Optional defaults module DFSIDEF0 was successfully loaded, but the verification of the contents found unexpected data.

System action: The following initial default is set for this execution of IMS: DBRC=YES.

Programmer response: Verify that DFSIDEF0 has been built correctly.

Module: DFSRRA70, DFSRRA80

DFS0673E EPCB BUFFER REQUEST EXCEEDS
POOL SIZE. JOBNAME=*job_name*
REQ-SIZE=*X'req_size'*

Explanation: IMS attempted to obtain an EPCB buffer, and the length specified was greater than the EPCB pool size.

In the message text:

job_name

The name of the dependent region job that issued the storage request for the EPCB buffer


req_size The length (in hexadecimal) of the EPCB buffer requested

System action: The dependent region is abnormally terminated.

Operator response: Specify a larger EPCB Pool size at the next IMS start, or lower the EPCB size requirement for dependent region.

Module: DBFDBPV0

Related information:

 IMS abend 0709

DFS674I *job.step.proc*-PROCLIB MEMBER
CONTAINS BLANK RECORD

Explanation: The IMS initialization process encountered an invalid record while reading the specified member of IMS PROCLIB. The first 71 characters were blank.

System action: No modules have been preloaded or identified to virtual fetch (VF), and initialization continues.

Operator response: Contact your IMS system programmer.

System programmer response: Check the member identified by *job.step.proc* in the message and verify that it is valid.

Module: DFSPLPP0

DFS675I *job.step.proc*-PROCLIB MEMBER
DELIMITER NOT FOUND

Explanation: The IMS initialization process, while scanning a record from the specified member of IMS PROCLIB, encountered a character other than one of the following:

- blank - used to end a list of modules
- comma - used between module names
- \$#@ - national characters
- ABCDEFGHIJKLMNOPQRSTUVWXYZ - alphabetic characters
- 0123456789 - numeric characters

System action: No modules have been preloaded or identified to virtual fetch (VF), and initialization continues.

Module: DFSHLIN0, DFSPLPP0

DFS676I *job.step.proc*-NO MODULES HAVE BEEN
PRELOADED

Explanation: None of the modules specified for preloading were eligible.

System action: No modules have been preloaded, but initialization continues.

Operator response: Notify the IMS system programmer at your installation.

Programmer response: To determine if the preload function is being used correctly, see the system definition information.

Problem determination: 1, 8, 36

Module: DFSPLDR0

Related information:

Chapter 2, "IMS problem determination," on page 13

DFS677I PERMANENT I/O ERROR ON
JOB/LINK/SVCLIB FOR FOLLOWING
MODULES:

Explanation: Module preload encountered an I/O error when scanning the PDS directories for STEPLIB, JOBLIB, SYS1.LINKLIB, or SYS1.SVCLIB. The modules for which it was scanning are listed following this message.

System action: IMS terminates abnormally with an abend 0718.


Operator response: Contact your IMS system programmer for assistance.

Programmer response: If you decide this is a permanent condition, follow your PDS recovery procedure.

Problem determination: 1, 4, 8, 36

Module: DFSPLPP0

Related information:

 IMS abend 0718

Chapter 2, "IMS problem determination," on page 13

DFS678I BLDL FAILED FOR FOLLOWING
MODULES:

Explanation: The modules listed were not found when module preload scanned the PDS directories for: STEPLIB, JOBLIB, SYS1.LINKLIB, or SYS1.SVCLIB.

System action: Initialization continues. If the modules were not in the LINKPACK, an 806 system abend occurs.

Operator response: If an 806 system abend occurs, give the IMS system programmer in your installation

the storage memory dump and the z/OS console printout.

Programmer response: If an 806 system abend occurs, check the PDSs for damage.

Problem determination: 1, 4, 36

Module: DFSPLDR0, DFSPLPP0

Related reference:

➔ z/OS: BLDL completion codes

Related information:

Chapter 2, "IMS problem determination," on page 13

DFS679I FOLLOWING MODULES NOT LOADED: *module_names*

Explanation: Module preload attempted to load the listed modules, but z/OS failed or the IMS Module Manager (DFSMODU0) rejected the load request. The return code follows each module name. For an explanation of the IMODULE LOAD return codes, see the IMS system services return code information.

This message might also be issued if sufficient storage is not available.

System action: If any of the modules are required by IMS, abend 0718 follows. If all of the modules are optional, initialization continues.

Operator response: Contact the IMS system programmer at your installation.

Programmer response: Check the JOB/STEPLIB PDS member attributes. To avoid possible physical damage to the DASD pack, you might want to again bind those modules that were not loaded.

If sufficient storage is not available, increase the SQA, CSA, or region size, as needed.

Problem determination: 1, 4, 36

Module: DFSPLDR0

Related reference:

➔ IMS system services return codes (Messages and Codes)

Related information:

➔ IMS abend 0718

Chapter 2, "IMS problem determination," on page 13

DFS680I USING CHKPT *yydddlhmmss*

Explanation: The system selected this checkpoint for emergency or normal restart.

System action: Normal processing continues.

Module: DFSRBCP0

DFS681I CHKPT *xxx PSB psbname JOB jobname ID userckptid yyy zzzzzz*
[X'*nnnnnnnnnnnnnnnnnn*']

Explanation: An IMS batch or batch message processing (BMP) job has issued a CHKP checkpoint call. For a batch job, *xxx* is DLI, *yyy* is SER, and *zzzzzz* is the current volume serial number of the output log. For a BMP, *xxx* is BMP, *yyy* is DDN, and *zzzzzz* is the ddname of the current output online log data set, OLDS.

In either case, in the message text:

- *psbname* is the name of the PSB which issued the checkpoint call
- *userckptid* is the 8-byte checkpoint ID value specified by the application program.
- If it appears, *nnnnnnnnnnnnnnnnnn* is the EBCDIC representation of the HEX value of the checkpoint ID.

To suppress issuing this message, code NOMSG681 on the CKPTID= EXEC parameter. If you also want to suppress issuing message DFS0540I and DFS0542I, code NOMSGS. If you want to suppress only messages DFS681I and DFS542I, code NO681542.

Note: In most cases, the checkpoint ID consists of printable universal character data. When the checkpoint ID consists of printable universal character data, the EBCDIC representation of the HEX value of the checkpoint ID does not appear. If the EBCDIC representation of the HEX value does appear, it must be translated to binary for restart purposes.

System action: Normal processing continues.

Module: DFSRDBL0, DFSRBLB0

DFS682I BATCH-MSG PROGRAM *pgmname JOB jobname* MAY BE RESTARTED FROM
CHKPT ID *id-value*
[X'*nnnnnnnnnnnnnnnnnn*']

Explanation: One of the following occurred:

- IMS was processing the checkpoint FREEZE command and the batch message processing program listed made a CHKP call with the indicated checkpoint ID value.
- During emergency restart processing, the batch message processing program listed was processing at the time of system failure. The indicated CHKPT-ID was the last CHKP call issued. All databases and the message queue have been restored to reflect the status that existed at the time the CHKP call was issued.

Note: The *jobname* and *psbname* are the same if this message was issued during emergency restart.

- The indicated CHKPT-ID was the last CHKP call issued before abnormal termination of the listed batch message processing program. All databases

and the message queues have been restored to reflect the status that existed at the time the CHKP call was issued.

Note: In most cases, the checkpoint ID consists of printable universal character data. When the checkpoint ID consists of printable universal character data, the EBCDIC representation of the HEX value of the checkpoint ID does not appear. If the EBCDIC hexadecimal value *nnnnnnnnnnnnnnnnnn* does appear, it must be translated to a binary value for restart purposes.

System action: Normal processing continues.

Operator response: (master terminal) Take one of the following actions:

- If the batch message processing program reads messages from the message queue and does not require restart routines, start the program in the normal manner.
- If the batch message processing program does not read messages from the queue or requires restart routines, restart the program from the checkpoint ID listed.

Problem determination: 4, the log data set being used for restart, or the current IMS system log if restart is not in progress.

Module: DFSRBLB0, DFSRBOI0, DFSRDBL0

Related information:

Chapter 2, "IMS problem determination," on page 13

- An attempt was made to start a second copy of IMS control region with the same IMSID as one already running. This can also occur if IMS SVC termination failed in a previous run of IMS with the same IMSID.
- The IMS SDFSRESL is not authorized or the IMS SVC module is being loaded from an unauthorized library.
- The region size is too small.
- Not enough CSA is available.

Abend 0684 and message DFS686W accompany this message.

System action: The region that issued abend 0684 terminates abnormally.

Programmer response: Do one of the following:

- Correct the duplicated IMSID situation and rerun the job.
- Make sure IMS SDFSRESL is authorized or include the DFSRESLB DD statement that points to an authorized library containing the IMS SVC modules.
- Increase the region size.
- Allocate additional CSA and IPL the system.

See abend 0684 and message DFS686W for additional information.

Module: DFSRRA00

Related information:

 Abend 0684

DFS686W

DFS683I *nnnnn* DFS681I MESSAGES SKIPPED FOR BMP=*PSBNAME* JOB=*JOBNAME*

Explanation: This message is issued when a number, *nnnnnn*, of DFS681I messages were omitted per batch/BMP region. You can specify the maximum number of DFS681I messages to be issued per second in a batch/BMP region. This is done on the OPTION,ISSUE681= statement within the DFSVSMxx member. If some of these messages are omitted as a result, DFS683I gives the number omitted.

System action: Normal processing continues

Operator response: If a large number of DFS681I messages are skipped for a BMP region, the application might be looping. Contact the IMS system programmer at your installation.

Module: DFSRDBL0

Related information:

"DFS681I" on page 180

DFS684I *job.step.proc*-CTL PROGRAM NOT EXECUTED, SVC INITIALIZATION FAILED

Explanation: IMS type 2 SVC initialization failed. Some possible reasons for the failure are:

DFS0685I WRITE TO INTERNAL READER FAILED: DDNAME=*data_set_name* MEMBER=*member_name* JOB NAME=*job_name*

Explanation: Writing the specified member to the internal reader failed.

Programmer response: Check any messages that the internal reader might have issued. Verify that the member, data set, and job names are correct. Make the necessary corrections and reissue the command.

Module: DFSPMBR0

DFS686W IMS *jobname imsid* INIT/TERM (*nn*) FAILURE RC=*xxxxxyzz*

Explanation: An SVC initialization or termination failure occurred during processing. The *jobname* and *imsid* identify the IMS system. If the *imsid* field is N/A, the *imsid* was unavailable at the time the message was issued. The function code *nn* identifies the SVC initialization or termination function processing at the time of the error. Possible function code values are:

Code	Function
01	INITSVCS, SVC initialization
02	INITDEP, dependent region initialization

DFS686W

03	Reserved
04	TERMSVC, SVC termination
05	TERMDEP, dependent region termination
06	Reserved
07	INITSCD, initialize SCD in IMS SVC vector table
08	KILLSVC, clear SVC directory entries
09	INITBAT, batch region initialization

Return code *xxxxyyzz* identifies the type of failure and where it occurred:

<i>xxxx</i>	If nonzero, <i>xxxx</i> is the return code from a service called by the SVC. For IMODULE and IMSAUTH failures, see the IMS system services return code information.
<i>yy</i>	The module that issued the message: 03=DFSVC200 05=DFSVC100
<i>zz</i>	The return code from the SVC module that indicates what type of failure occurred.

The values for *yyzz* for DFSVC200 failures are:

301	GETMAIN failed for DFSVC100 parameter list.
302	Invalid function
303	SVC directory block address is zero or unable to locate directory entry for region.
304	Region type of caller is invalid for request.
305	Vector table address is zero.
306	SVC release is incompatible with IMS release.
307	SVC number is invalid in SSCD/SCD.
308	GETMAIN failed for DCB work area.
309	SSCD copy failed.
30A	SVC number changed in SSCD after SVC validation.
30B	SCD address is zero.
30C	RMPL address is zero.
30D	Non-authorized caller of an authorized function.
30E	Invalid SCDRGTYP value.
30F	Online IMS caller is not in a system key.

The values for *yyzz* for DFSVC100 failures are:

501	Invalid function
502	Invalid caller
503	Duplicate IMSID
505	GETMAIN failed for SVC directory block.
506	GETMAIN failed for SVC vector table.
507	IMSAUTH BLDSSCT failed.
508	IMODULE LOAD for DLS/LSO table failed.
509	IMODULE LOAD for an IMS SVC routine failed.

For batch IMS, the routine is one of the following: DFSAOS70, DFSV4200, DFSV4300, or DFSV4400.

Ensure that these modules are in an authorized library.

For online IMS, the routine is one of the following: DFSAOS70, DFSASK00, DFSBCK00,

DFSICSC0, DFSUICC0, DFSV4100, DFSV4200, DFSV4300, DFSV4400, or DFSVES00.

Ensure that these modules are in the IMS SDFSRESL data set.

50A	IMODULE LOAD for DFSAOSF0 failed. For batch IMS, ensure that this module is in an authorized library.
50B	IMODULE LOAD for DFSISI00 failed.
50C	GETMAIN failed for SSVT.
50D	Caller is using invalid SVC number.
50E	IMODULE GETMAIN for key 7 SCD failed.
50F	IMSAUTH SSCTSCD failed.
510	IMODULE LOAD for DFSSTM00 failed. For batch IMS, ensure that this module is in an authorized library.
511	IMODULE LOAD for DFSKPXT0 failed. For batch IMS, ensure that this module is in an authorized library.
512	IMODULE LOAD for DFSTOPR0 failed. For batch IMS, ensure that this module is in an authorized library.
513	IMODULE GETMAIN for CBT header failed.
514	IMODULE LOAD for DFSBC000 failed. For batch IMS, ensure that this module is in an authorized library.
515	Unable to initialize DFSCBT10 blocks. For batch IMS, ensure that this module is in an authorized library.
516	Unable to initialize CBTE blocks.
517	IMODULE LOAD for DFSSPF00 failed. For batch IMS, ensure that this module is in an authorized library.
518	IMODULE LOAD for DFSLMGR0 failed. For batch IMS, ensure that this module is in an authorized library.
519	GETMAIN failed for DFSSTM00 work area.
51A	Unable to obtain SRBC IPAGE.
51B	Invalid SSCD eyecatcher in caller-passed SSCD block.
51C	IMODULE LOAD for DFSLRH00 failed. For batch IMS, ensure this module is in an authorized library.
51D	Module assembled at level incompatible with IMS release.
51E	Batch Region initialization failed - two IMS images in the same address space using the same IMS ID.
51F	Batch Region initialization failed - two IMS images in the same TSO address space.
520	Batch Region initialization failed - two IMS images in the same address space using the same TCB.
521	Dependent Region initialization failed - two IMS images in the same address space, same IMS ID, and one of the images not a dependent region.
522	Dependent Region initialization failed - two IMS images in the same address space, same IMS ID, both dependent regions, but different TCBS. (This is not a dependent region waiting

- for a control region to come up and going through SVC INIT retry logic.)
- 523 Dependent Region initialization failed - two IMS images in the same address space and one of them is a control region.
- 524 Dependent Region initialization failed - two IMS images in the same TSO address space.
- 525 Dependent Region initialization failed - two IMS images in the same non-TSO address space, not control regions, but the same TCB.
- 526 IMODULE LOAD for DFSDCFR0 failed. For batch IMS, ensure that this module is in an authorized library.
- 527 IMODULE LOAD for DFSDXES0 failed. For batch IMS, ensure that this module is in an authorized library.
- 528 IMODULE LOAD for DFSDMAW0 failed. For batch IMS, ensure that this module is in an authorized library.
- 529 IMODULE GETMAIN for key 7 CFB failed.
- 52A IMODULE LOAD for DFSDCFC0 failed. For batch IMS, ensure that this module is in an authorized library.
- 52B IMODULE LOAD for DFSRRSB0 failed. For batch IMS, ensure that this module is in an authorized library.
- 52C Unable to load module DFSRTMI0. For batch IMS, ensure that this module is in an authorized library.
- 52D Unable to establish resource cleanup environment for IMS.
- 52E IMS was started on a machine that was not running in z/Architecture® mode. IMS requires z/Architecture mode.
- 52F IMS was started on a z/OS release that does not support 64-bit virtual storage services. IMS requires 64-bit storage services.
- 530 Initialization of IMODULE services failed. See the preceding DFS4342E message for details about the failure. *xxxx* in the message is the return code from IMODULE services initialization module DFSMODX0.
- 531 IMS was started on a machine that did not have the Long Displacement Facility hardware installed. IMS requires the Long Displacement Facility.
- If you are running IMS on an IBM eServer™ zSeries 900 (z900, machine type 2064), the machine must be at a GA2 level (microcode level 3G or later) to enable the Long Displacement Facility. For all other zSeries machine types, the Long Displacement Facility is always present.
- 532 Double INITBAT call. DFSVCI00 was called for batch SVC initialization, but batch initialization was already done.
- 533 DFSVCI00 was called for batch SVC initialization, but the region type did not indicate it was a batch IMS region.

- 534 IMODULE LOAD for DFSMDA00 failed. For batch IMS, ensure that this module is in an authorized library.

System action: SVC initialization or termination processing terminates. The SVC module passes a return code to the caller, who might issue an IMS abend.

Programmer response: Determine the cause of the failure and correct the problem. For IMS batch job DFSVCI00 errors that involve IMODULE LOAD, the modules that are being loaded must come from an APF-authorized library. If you are using a DFSRESLB DD statement in your batch job, ensure that the modules that are listed under “Specifying the DFSRESLB DD statement in IMS batch procedures” in are all included in DFSRESLB, and that all of the data sets in the DFSRESLB DD concatenation are APF-authorized.

Problem determination: 1, 11, 36

Module: DFSVCI00, DFSVC200

Related reference:

➡ IMS system services return codes (Messages and Codes)

Related information:

Chapter 2, “IMS problem determination,” on page 13

DFS687I DBRC INDICATES DBD=*x* WITHIN PSB=*y* WITH TOKEN=*z* WAS BACKED OUT, RIS HAS BEEN PURGED.

Explanation: While IMS attempts to build a recoverable in-doubt structure (RIS), DBRC informs IMS that database *x* within PSB=*y* was altered under a unit of recovery identified by token *z* and was backed out through Batch Backout. The online region considered the changed data to be in an indoubt state.

System action: The online system stops the database identified, but it does not build a recoverable in-doubt structure for the data.

Programmer response: If the backing-out of the data was intended, then a /START DB or UPDATE DB START(ACCESS) command makes the database available. However, if backing-out of the data was not intended, or if multiple resource managers are involved, an investigation into the resolution of the in-doubt data must be made.

Module: DFSDRIS0

DFS688I *job.step.proc*-CANCELED BY OPERATOR. CTL PGM NOT ACTIVE *hh.mm.ss*

Explanation: The control region was not active. This situation was determined by the dependent region parameter analysis. The job was canceled because:

- The cancel option (OPT=C) was specified on the dependent region EXEC statement.

DFS689I • DFS694I

- The operator entered CANCEL or C in response to error message DFS690A.

Module: DFSRRA00

Related information:

"DFS690A"

DFS689I *job.step.proc--DBRC/DLS REGION*
 CANCELED HH.MM.SS

Explanation: Either the DBRC or DL/I subordinate address space region could not successfully connect to its associated control region. Most likely, the control region was abnormally terminated.

System action: The indicated region terminates with abend 0689.

Programmer response: See abend 0689.

Module: DFSRRA00

Related information:

 Abend 0689

DFS690A **CTL xxxxx NOT ACTIVE, REPLY 'WAIT'**
 OR 'CANCEL' - yyyyyyyyyy

or

job.step.proc-CTL PGM NOT ACTIVE, REPLY 'WAIT'
OR 'CANCEL' OR 'alt-id'

Explanation: There are two forms of this message. In a Database Control (DBCTL) subsystem environment, a Coordinator Control (CCTL) subsystem tried to identify to an IMS control program that was not active. The inactive IMS control program is xxxxx; the identifying CCTL is yyyyyyyyyy.

For the second form of this message: a dependent region started running when the IMS control or Database Control (DBCTL) region was not active.

System action: If you entered WAIT, the dependent region waits; if you entered CANCEL, the dependent region terminates. If you specified neither, the dependent region uses the reply as a name of an alternate control region to which it attempts to identify.

If you entered WAIT, the CCTL waits before attempting to identify again. If you entered CANCEL, the current initialization transaction is terminated.

Operator response: (master terminal) Reply WAIT or CANCEL, if either is appropriate. If the control region will soon be available, reply WAIT. Reply with an alternate control region ID, if one is active.

The JCL for the dependent job region must specify the same IMSID and SDFSRESL as the IMS control region. If the dependent region JCL IMSID is incorrect, reply with the correct control region ID. If SDFSRESL is

incorrect, reply CANCEL, correct the dependent region JCL, and resubmit the job.

Module: DFSRRA00, DFSPRA10

DFS691I **WAITING FOR CTL xxxx - yyyyyyyyyy**

Explanation: In a Database Control (DBCTL) environment, IMS issues this message when the operator enters WAIT in response to a DFS690A message. A Coordinator Control (CCTL) subsystem is waiting for the IMS control program to become active. The inactive program is xxxx; the identifying CCTL is yyyyyyyyyy.

System action: The CCTL waits a user-specified number of seconds, taken from the TIMER= parameter in the DRA Startup Table, DFSPZPxx, before attempting to identify to DBCTL.

Module: DFSRRA00

Related information:

"DFS690A"

DFS692I *jobname.stepname.procstepname* **BUFFER**
 CONTROL-BUF=value

Explanation: The buffer control value might be used when the log terminator program is needed to close the log data set.

Module: DFSDLN00

DFS0693I **RIS ESTABLISHED FOR PSB xxxxxxxx,**
 PRTKN=yyyyyyyyy, TOKEN=zzzzzzzz,
 RRS-
 URID=wwwwwwwwwwwwwwwwwwww

Explanation:

A Recoverable In-doubt Structure (RIS) was established for a thread in either a CCTL-IMS environment or in an RRS protected conversation environment. The RRS-URID is supplied for only protected conversation work and is the RRS unit of recovery interest token. The referenced PSB is xxxxxxxx, the pseudo token is yyyyyyyyyy, and the actual IMS recovery token is zzzzzzzzzz. The RIS is maintained until a resynchronization process is performed with IMS.

Module: DFSDRIS0

DFS694I **'CTL' WAS SPECIFIED FOR JOB STEP**
 EXECUTION

Explanation: The IMS control region was started using job JCL, but CTL was specified in the execution JCL parameter. IMS initialization continued.

System action: The IMS control program operates as a job step task.

This message can be avoided if the CTX" parameter is

used, or if the IMS control region is started as a system task.

Programmer response: Consult the IMS system programmer for your installation before doing this action.

Module: DFSRRA00

**DFS0695I OSAM (OPEN | CLOSE | EOV)
INTERCEPT,ABEND=sss-rc,
DDN=ddddddd**

Explanation: OSAM issued an OPEN, CLOSE, or EOV macro call, and the DCB abend exit routine was entered because of an abnormal condition. The abend can be ignored, thus preventing the IMS region from terminating abnormally. The requested function was not performed, and the data set are closed, if possible.

In the message text:

sss-rc The system completion code (abend), and the subcode that might accompany the abend (see *z/OS MVS System Codes* (SA22-7626) for a description of the abend.)

ddddddd The data definition name (ddname) of the data set encountering the error


System action: A nonzero return code is passed to the caller of OSAM. Depending upon the function requested (OPEN, CLOSE, or EOV), the caller displays an additional error message, or can ignore the error and continue processing.

Programmer response: The purpose of this message is to record the fact that an ignorable abend condition occurred. The abend might be expected or permitted, for example, while closing a data set that has been renamed or deleted. If the abend is the result of I/O errors while processing the VTOC or writing a file mark to the data set, the type of data set (database, IMS system data set, or log data set) determines the recovery process to follow.

Problem determination: 1, 2, 27

Module: DFSAOSF0

Related reference:

 z/OS: System completion codes

**DFS0696I COMMAND REJECTED, UNABLE TO
GET STORAGE**

Explanation: A command module tried to get storage with invalid parameters. The storage manager rejected the storage request. The command cannot be processed. This problem is an internal error that requires action by the system programmer.

System action: The command is rejected.

Operator response: Notify the system programmer.

System programmer response: If the storage manager trace was active at the time of the command failure, find the trace log record associated with the storage request failure.

If the storage manager trace was not active at the time of the command failure, turn it on using the /TRACE SET ON TABLE STRG command. Reenter the command. If the command fails again, find the needed information in the associated storage manager trace log record.

Module: DFSICA20, DFSICLI0, DFSICLM0, DFSICL60, DFSICL90, DFSICV40, DFSIC410, DFSIC460

**DFS697I IMODULE FAILED REG15=xx IN
DFSDINB0 FOR EPLOC=yyyyyyyy**

Explanation: An IMODULE LOAD or an IMODULE GETMAIN failed during Database Control (DBCTL) subsystem initialization (DFSDINB0). Register 15 contains the return code from the IMODULE routine (DFSMODU0). For the meaning of the return code, see the IMS system services return code information. Field *yyyyyyyy* is the location in DFSDINB0 where the error occurred.


System action: For a DBCTL-only system, IMS issues abend 0718 for IMODULE LOAD failures and abend 0580 for IMODULE GETMAIN failures.

For an online DBCTL system, the online system continues to run, and IMS informs the Coordinator Control (CCTL) subsystem that DBCTL initialization failed.


Programmer response: Contact IBM Software Support for help in diagnosing the problem.


Module: DFSDINB0

Related reference:

 IMS system services return codes (Messages and Codes)

Related information:

 IMS abend 0580

 IMS abend 0718

**DFS0698W PROTECTED CONVERSATION
PROCESSING NOT ENABLED - RRS
IS NOT AVAILABLE**

Explanation: IMS attempted to initialize with the z/OS Resource Recovery Services (RRS) in a z/OS system, but RRS is not active.

System action: Processing continues.

User response: If you want to use protected conversation processing, activate RRS. IMS and RRS automatically connects and perform their coordinated restart. Protected conversation processing will then be enabled.

DFS0698W

Module: DFSRRSI0

DFS0698W PROTECTED CONVERSATION
PROCESSING NOT ENABLED -
UNABLE TO BUILD VECTOR TABLE
OF RRMS SERVICES

Explanation: IMS could not build its internal vector table of RRMS services from SYSQ.CSSLIB.

System action: Protected conversation processing is disabled for the instance of IMS and restart processing continues.

User response: If you want to use protected conversations with IMS, make sure that your SYSQ.CSSLIB contains the RRMS service stubs (CRG, CTX, and ATR modules). Then restart IMS.

Module: DFSRRSI0

DFS0698W PROTECTED CONVERSATION
PROCESSING NOT ENABLED -
UNABLE TO REGISTER AS A
RESOURCE MANAGER RC=xxxxxxxx

Explanation: IMS could not register as a resource manager with RRMS Registration Services. The return code xxxxxxxx is from the CRGGRM service.

System action: Protected conversation processing is disabled for this instance of IMS, and restart processing continues.

User response: If you want to use protected conversation processing, restart IMS.

Module: DFSRRSI0

Related reference:

 z/OS: Register Resource_Manager (CRGGRM, CRG4GRM)

DFS0698W PROTECTED CONVERSATION
PROCESSING NOT ENABLED DUE
TO ABEND *wxxxx* REASON
CODE=*yyyyyyyyy* RRS RC=*zzzzzzzz*

Explanation: IMS abended during restart or resynchronization processing with z/OS Resource Recovery Services.

w S (system abend) or U (user abend)
xxxx Abend code. A system abend code is in hexadecimal and a user abend code is in decimal.

yyyyyyyyy Abend reason code if applicable.

zzzzzzzz Return code from RRS service if applicable.

System action: Protected conversation processing is disabled for this instance of IMS, and restart processing continues.

User response: If you want to use protected conversation processing, restart IMS.

Module: DFSRRSI0

DFS0698W PROTECTED CONVERSATION
PROCESSING NOT ENABLED - NOT
SUPPORTED IN LSO=Y
ENVIRONMENT

Explanation: z/OS Resource Recovery Services support cannot be provided in a local storage option environment.

System action: Processing continues without RRS.

User response: LSO=S must be specified if an RRS connection is desired.

Module: DFSIRST0

DFS0698W PROTECTED CONVERSATION
PROCESSING NOT ENABLED -
OPERATOR DECISION

Explanation: The operator replied CANCEL to the DFS0548A message.

System action: The system continues without z/OS Resource Recovery Services.

Operator response: No action is required.

Module: DFSRRSI0

Related information:

"DFS0548A" on page 145

DFS0698W PROTECTED CONVERSATION
PROCESSING NOT ENABLED -
PREVIOUS ACTIVE IMS HAS NOT
TERMINATED

Explanation: IMS attempted to set exits with z/OS Resource Recovery Services because RRS=Y was specified. A return code was received indicating that this IMS already has exits set with RRS. This is the case of a previous active or the old XRF active not terminating.

System action: The system highlights this message to indicate the severity and will repeatedly attempt to set exits asynchronously to other processing.

Operator response: Ensure the previous active terminated, even if manual action is required.

Module: DFSRRSI0

DFS0698W PROTECTED CONVERSATION
PROCESSING NOT ENABLED -
PREVIOUS RRS SYSTEM HAS NOT
TERMINATED

Explanation: IMS received a ATR_RESTART_WRONG_SYSTEM return code from

the ATRIBRS (begin restart) call, indicating that IMS is restarting on the wrong system. This is the case in which an IMS is being started on another system or the XRF alternate is attempting to takeover. z/OS Resource Recovery Services requires that resource managers restart on the same system as before if there is work to be resolved, unless the RRS on the previous system is inactive.

System action: IMS continues processing without RRS, but repeatedly attempts to do the restart with RRS.

Operator response: Ensure the previous active terminated, even if manual action is required.

Module: DFSRRS10

**DFS0699I RESYNC (COMMIT|ABORT)
COMPLETE FOR PSB xxxxxxxx,
PRTKN=yyyyyyyyy, TOKEN=zzzzzzzz,
RRS-
URID=wwwwwwwwwwwwwwwwwwww**

Explanation: A phase 2 COMMIT or ABORT process completed for an in-doubt unit of work (UOW) identified by pseudo token *yyyyyyyyy* and PSB *xxxxxxx*. The IMS recovery token is *zzzzzzzz*. If the UOW was part of a protected conversation, the z/OS Resource Recovery Services (RRS) unit of recovery interest token, *wwwwwwww*, is also supplied.

Module: DFSDRID0

**DFS700I INVALID CONTROL CARD FORMAT.
SUBCODE=xxx**

Explanation: The control statement printed before this message contains an error.

System action: The control statement is ignored and standard defaults are used.

Programmer response: This is a user error. Correct the control statement and resubmit the job. See the following list of subcodes *xxx* to determine the error.

Code	Subcodes for messages
0001	Control statement column 10 invalid.
0002	SKIP keyword without value.
0003	SKIP specified twice.
0004	SKIP value too long.
0005	SKIP value invalid.
0006	STOPAFT keyword without value.
0007	STOPAFT specified twice.
0008	STOPAFT value out of range.
0009	STOPAFT missing right parenthesis.
0010	STOPAFT missing comma.
0011	STOPAFT value too long.
0012	STOPAFT value invalid.
0013	DDNAME keyword without value.
0014	DDNAME specified twice.
0015	DDNAME value too long.
0016	DDNOUT keyword without value.
0017	DDNOUT specified twice.

0018	DDNOUT value too long.
0019	Invalid keyword in column 16.
0020	Not used.
0021	Not used.
0022	Not used.
0023	D= keyword without value.
0024	K= keyword without value.
0025	H= keyword without value.
0026	O= keyword without value.
0027	Not used.

Module: DFSERA10

Chapter 18. DFS messages, DFS701I - DFS0750I

This topic contains the following messages:

DFS701I INVALID CARD TYPE.

Explanation: A statement did not contain CONTROL, OPTION, *, or END in column 1.

System action: The statement is printed and ignored. Processing continues.

Programmer response: Correct the statement or remove it from the input data, and resubmit the job.

Module: DFSERA10

DFS702I INVALID OPTION CARD OR PRIOR ERROR. SUBCODE=xxxx

Explanation: The OPTION statement identified in the message test by xxxx is in error, or a previous error caused this statement to be ignored.

Programmer response: Correct the option statement and resubmit the job. See the following subcode listing to determine the error.

xxxx Subcodes for messages

0001 Keyword invalid in column 10.
0002 Invalid keyword in option statement.
0003 V= keyword without value.
0004 VALUE= keyword without value.
0005 SYM= & VALUE= keywords on the same option.
0006 VALUE= specified twice.
0007 VALUE= & without symbol name.
0008 VALUE= &symbol, symbol name > 8.
0009 FLDTYP keyword without value.
0010 FLDTYP specified twice.
0011 FLDTYP invalid.
0012 COND= keyword specified twice.
0013 COND= keyword without value.
0014 COND=T without Y or N.
0015 COND= blank or comma missing.
0016 FLDLEN used with COND=T.
0017 COND= value invalid.
0018 FLDLEN keyword without value.
0019 FLDLEN specified twice.
0020 FLDLEN value too long.
0021 FLDLEN value invalid.
0022 FLDLEN value out of range.
0023 OFFSET= keyword without value.
0024 OFFSET= specified twice.
0025 OFFSET= value too long.
0026 OFFSET= value invalid.
0027 OFFSET= value out of range.
0028 Not used.
0029 SYM= keyword without value.

0030 SYM= first character not '&'.
0031 SYM= specified twice.
0032 SYM=& without symbol name.
0033 SYM=&symbol, symbol name > 8.
0034 STOPAFT= keyword without value.
0035 STOPAFT= specified twice.
0036 STOPAFT= value too long.
0037 STOPAFT= value invalid.
0038 STOPAFT= value out of range.
0039 STARTAF= keyword without value.
0040 STARTAF= specified twice.
0041 STARTAF= value too long.
0042 STARTAF= value invalid.
0043 STARTAF= value out of range.
0044 STOPAFT= used without COND=E.
0045 STARTAF= used without COND=E.
0046 C= value invalid.
0047 EXITR= keyword without value.
0048 EXITR= specified twice.
0049 EXITR= value too long.
0050 Not used.
0051 Not used.
0052 Not used.
0053 Not used.
0054 DDNAME= keyword without value.
0055 DDNAME= specified twice.
0056 DDNAME= value too long.
0057 PRSYS= keyword without value.
0058 PRSYS= specified twice.
0059 PRSYS= without option COPY.
0060 PRSYS= value invalid.
0061 H= keyword without value.
0062 B= keyword without value.
0063 O= keyword without value.
0064 L= keyword without value.
0065 C= keyword without value.
0066 T= keyword without value.
0067 E= keyword without value.
0068 Not used.
0069 D= keyword without value.
0070 P= keyword without value.
0071 PARM parameter specified more than once.
0072 No PARM parameter specified.
0073 Format error in PARM list (missing left parenthesis).
0074 Format error in PARM list (length is less than 3).
0075 Format error in PARM list (length is greater than 258).
0076 Format error in PARM list (missing right parenthesis).
0077 You specified FLDLEN or FLDTYP, but did not specify VALUE.

Module: DFSERA10

DFS703I NORMAL END OF JOB.

Explanation: Program has terminated without uncontrollable errors. Error messages might have been printed but no abend conditions occurred.

Programmer response: Verify that all options completed normally.

Module: DFSERA10

DFS704I NO OPTION CARDS SUPPLIED.

Explanation: This message was issued for one of the following reasons:

- The OPTION statements were omitted.
- Errors caused all options to be ignored.

System action: A test sequence was ignored.

Programmer response: If the OPTION statements were omitted, include the OPTION cards as needed.

Otherwise, correct errors as previously noted in SYSOUT printing.

Module: DFSERA10

DFS705I UNABLE TO OPEN INPUT FILE.

Explanation: The OPEN for the data set associated with the last control statement failed.

System action: The error message is printed and processing continues with the next input statement.

Programmer response: Verify that the JCL is correct and the DCB parameters are supplied if the data set does not use a standard label, and rerun the job.

Module: DFSERA10

DFS706I ELEMENT LIST ERROR.

Explanation: If RC=04, DFSERA10 detected a duplicate symbol or the symbol specified in the VALUE= option was not found. You must specify a SYM= statement before the VALUE= statement that contains that symbol.

System action: Processing terminates and the next test sequence is constructed.

Programmer response: If previous errors were printed, correct them and rerun the job.

Problem determination: If the error persists, see 2, 4, 36

Module: DFSERA10

Related information:

Chapter 2, "IMS problem determination," on page 13

DFS707I END OF FILE ON INPUT.

Explanation: The input file reached an EOF. The current test sequence is ended.

Module: DFSERA10

DFS708I OPTION COMPLETE.

Explanation: The current test sequence is ended.

System action: Processing continues on the next sequence.

Module: DFSERA10

DFS709I UNABLE TO OPEN OUTPUT FILE.

Explanation: The OPEN for the data set associated with the last control statement failed.

System action: The error message is printed and processing continues with the next statement.

Programmer response: Verify that the JCL is correct and the DCB parameters are supplied if the data set does not use a standard label, and rerun the job.

Module: DFSERA10

DFS710A UCF TERMINATING DUE TO STOP REQUEST

Explanation: While processing under the Utility Control Facility, the system operator requested a "stop-processing" or a control function contained an EXEC=STOP on its control statement.

System action: Processing stops, and return code 4 is passed to the next step.

Programmer response: If further processing is required, change the JCL to allow for Restart under the Utility Control Facility, and resubmit the job.

Problem determination: 1, 2, 8, 11, 36. Also, rerun the job with a FUNCTION=OP,MSGNUM=710 control statement in the DFSYSIN data set. Supply a SYSUDUMP DD statement to this step.

Module: DFSUCF00

Related information:

Chapter 2, "IMS problem determination," on page 13

DFS711W VERIFY FAILED FOR *module/database csect/data set* ON REQUEST *nnnn* FOR FUNCTION *ff*

Explanation: While processing a zap function (*ff*), a verification of data failed. The *module* and *csect* or *database* and *data set* is identified.

System action: Processing continues.

Programmer response: Correct the input control statement data, and resubmit the job.

Problem determination: 1, 2, 8, 11, 36. Also, rerun the job with a FUNCTION=OP,MSGNUM=711 control statement in the DFSYSIN data set. Supply a SYSUDUMP DD statement to this step.

Module: DFSUCF00

Related information:

Chapter 2, "IMS problem determination," on page 13

DFS0712A *xxxxx* **KEYWORD REPEATED-MAY BE SPECIFIED ONLY ONCE**

Explanation: A keyword on the control statement to module DFSP0IRP0 was specified more than once.

System action: The control statement is scanned for further errors, and processing is terminated.

Programmer response: Correct the control statement specifying a keyword only once.

Module: DFSP0IRP0

DFS0713A **DATE INVALID**

Explanation: An invalid DATE parameter was specified. Possible causes are:

- The date was not in the form *MM/DD*, where *MM* is one or two numeric characters from 1 through 12 and *DD* is one or two numeric characters from 1 through 31.
- The date (*DD*) specified is too large for the corresponding month (*MM*).

System action: The program is terminated.

Programmer response: Correct the DATE parameter in the DFSP0IRP0 control statement.

Module: DFSP0IRP0

DFS0714A *xxxxx* **PARAMETER DOES NOT END WITH COMMA OR SPACE**

Explanation: A parameter on the control statement to module DFSP0IRP0 did not end with a comma or space.

System action: The program is terminated.

Programmer response: Correct the control statement.

Module: DFSP0IRP0

DFS0715A **STOP TIME SPECIFIED PRECEDES START OF TRACING**

Explanation: The DATE operand on the control statement to module DFSP0IRP0 specified a date prior to the start of PI tracing. The hours and minutes (*HHMM*) specified for the STOP parameter, combined with the date specified, was before 00:00:00 on the date tracing started. This message is issued after the control statement scan has been completed.

System action: The program is terminated.

Programmer response: Correct the control statement omitting the DATE operand or the STOP parameter, or specify them such that the stop time is after PI tracing was started.

Module: DFSP0IRP0

DFS0716A **PRINT MUST BE SPECIFIED BEFORE ANY KEYWORDS**

Explanation: A keyword other than PRINT was specified first on the control statement to module DFSP0IRP0.

System action: The control statement is scanned for further errors and processing is terminated.

Programmer response: Correct the control statement specifying PRINT as the first keyword.

Module: DFSP0IRP0

DFS0717A **STOP TIME SPECIFIED PRECEDES START TIME SPECIFIED**

Explanation: The STOP parameter was earlier than the START parameter. This message is issued after the control statement scan has been completed.

System action: The program is terminated.

Programmer response: Correct the control statement specifying a stop time later than the start time.

Module: DFSP0IRP0

DFS0718W **BLANK OR NO CONTROL CARD SPECIFIED-IGNORED**

Explanation: A SYSIN DD statement was included but the input data set contained a blank line or the data set was empty (no records).

System action: The report includes records from the beginning to the end of the log data set. The control statement processing is bypassed.

Programmer response: If a time period was wanted, provide a valid control statement. If no control statement is required, the SYSIN DD statement should be omitted.

Module: DFSP0IRP0

DFS0719I **X'4006' CHECKPOINT RECORD NOT FOUND ON THE INPUT LOG**

Explanation: An X'4006' checkpoint log record must be processed before any PI trace log records. No report was generated because an X'4006' log record was not found. X'4006' log record can be lost when specifying only part of the log data set on the LOGTAPE DD statement.

System action: The IMS Program Isolation Trace Report utility, DFSP0IRP0, is terminated.

Programmer response: Specify the correct SLDSs, including all volumes in correct sequence, on the LOGTAPE DD statement.

Problem determination: 3, 5, 8, 36

Module: DFSPIRP0

Related information:

Chapter 2, "IMS problem determination," on page 13

DFS0720A *xxxxx* TIME INVALID

Explanation: The start or stop time was not specified in two numeric characters from 00 through 99 for hours, and in two numeric characters from 00 through 59 for minutes.

System action: The control statement is scanned for further errors, and processing is terminated.

Programmer response: Correct the start or stop time on the control statement.

Module: DFSPIRP0

DFS0721A INVALID KEYWORD IN DFSPIRP0 CONTROL CARD

Explanation: The control statement to module DFSPIRP0 contained an operand other than PRINT=, START=, STOP=, or DATE=.

System action: The program is terminated.

Programmer response: Correct the control statement, and resubmit the job.

Module: DFSPIRP0

DFS0722I NO TRANSACTION HAD TO WAIT FOR AN ENQUEUE DURING THE TIME PERIOD

Explanation: No transaction had to wait for an enqueue during the time period and no report was generated.

System action: The program reaches normal completion.

Programmer response: This might be a normal condition. If a control statement was included, ensure that the time period was correct.

Module: DFSPIRP0

DFS0723A REGION SIZE TOO SMALL FOR PROGRAM DFSPIRP0

Explanation: The region size specified for program DFSPIRP0 was not large enough to contain the common work area, input log buffer, and data management block list.

System action: The program is terminated.

Programmer response: Increase the region size, and resubmit the job.

Module: DFSPIRP0

DFS0724A NO TRACE RECORDS ON LOG DATASET FOR THE TIME PERIOD

Explanation: No program isolation (PI) trace log records were found on the log data set during the specified time period. This problem occurred because:

- PI tracing was not in effect during the time period.
- The IMS system was dormant during the period and no activity occurred which required tracing.
- The time period specified on the control statement for the IMS program isolation trace report utility did not overlap the time period corresponding to the log data set provided by the log DD statement.

System action: No report is generated and the program completes normally.

Programmer response: Ensure that the time period specified on the control statement corresponds to the log data set provided. Check the console records to determine if PI tracing was active during the time period. If PI tracing was active check to see if the system was dormant.

Problem determination: 3, 5, 8, 36

Module: DFSPIRP0

Related information:

Chapter 2, "IMS problem determination," on page 13

DFS0725I INITIATE | UPDATE | TERMINATE OLREORG COMMAND FOR DB *dbnamexx* COMPLETE. CC= *nn*

Explanation: The /INITIATE, /UPDATE, or /TERMINATE OLREORG command processing is complete.

In the message text:

dbnamexx

is the HALDB partition name entered in the command

nn

is the completion code

A zero completion code indicates that the command has been successfully processed. Message DFS2970I is issued after OLR initialization completes to indicate that the HALDB OLR has started. A nonzero completion code indicates that an unexpected error was encountered during command processing.

Completion code

	Meaning
0	REQUEST SUCCESSFUL
10	RESOURCE NAME INVALID
14	RESOURCE NOT A PARTITION NAME
1C	RESOURCE IS A PARTITION SECONDARY INDEX

- 20 INIT OLREORG ISSUED, OLR IS ALREADY IN PROGRESS
- 24 NO OLREORG IS IN PROGRESS
- 28 NO DMB LOADED - need to schedule a PSB that references the DB
- AE DYNAMIC ALLOCATION ERROR
- C1 OLREORG DDIR MISSING
- C3 OLREORG PARTITION STOPPED, or LOCKED, or DBDUMPED
- C4 OLREORG PARTITION BEING RECOVERED
- C5 OLREORG PARTITION ACCESS NOT UPDATE/EXCLUSIVE
- C6 OLREORG SCHEDULING FAILED - A failure to build required blocks/PSB or partition selection failure occurred.
- C7 OLREORG PARTITION NOT AUTHORIZED - Check HALDB Master status
- C8 OLREORG MASTER STOPPED, or LOCKED, or DBDUMPED
- C9 OLREORG MASTER ACCESS NOT UPDATE or EXCLUSIVE
- CA OLREORG SET OWNERSHIP FAILED
- CB PARTITION NOT IN SPECIFIED STATUS
- CC OLR already active for the partition
- CD HALDB OLR attempted for an RSR-covered HALDB
- CE HALDB OLR cannot access all the data in the partition because an EEQE exists.
- DA DATABASE BEING RECALLED FROM HSM

System action: IMS continues processing.

Problem determination: 6, 11

Module: DFSORC10, DFSORP50

Related information:

“DFS2970I” on page 617

Chapter 2, “IMS problem determination,” on page 13

**DFS0726A CONTROL CARD ERROR-
PROCESSING TERMINATED**

Explanation: The control statement to module DFSPIRP0 contained one or more errors as indicated by previous messages, or data was entered past position 71 on the control statement.

System action: The program is terminated.

Programmer response: Correct the control statement, and resubmit the job.

Module: DFSPIRP0

**DFS0727A DATE/TIME SPECIFIED NOT WITHIN
12 DAYS OF DATE PI TRACE
STARTED**

Explanation: One of the following problems occurred:

- The DATE operand specified a date that was more than 12 days before or after the date PI tracing was started.

- The combination of the START and DATE operands resulted in a start time greater than 12 days from the date PI tracing started.

System action: The program is terminated.

Programmer response: Correct the control statement specifying a valid date or starting time.

Module: DFSPIRP0

**DFS0728W DATE SPECIFIED PRECEDES DATE
TRACING STARTED**

Explanation: The date specified was before the date PI tracing started. If IMS was active for more than one day, PI tracing might have begun after the first day that IMS was started.

System action: Processing continues.

Programmer response: Determine if the date specified was as intended.

Module: DFSPIRP0

**DFS0729I UNABLE TO OBTAIN WORK AREA
FOR DL/I OPEN/CLOSE PROCESSING**

Explanation: When attempting to open or close a DL/I database, it was found that main storage space for the work area required for OPEN/CLOSE processing was unavailable.

System action: Processing of the DL/I call is terminated and a status code of AI is returned in the PCB. In addition, the error code from the IMODULE routine is stored in PSTRTCODE.

Programmer response: Provide a larger address space for the step so that the work area can be obtained.

Problem determination: 1, 2, 3, 17b, 36

Module: DFSDLOC0

Related information:

Chapter 2, “IMS problem determination,” on page 13

**DFS0730I UNABLE TO OPEN OR CLOSE
DATASET WITH DDNAME *ddname*
FOR REASON *x, yy, z* DATABASE
*dbdname programid***

Explanation: An error occurred when IMS tried to open or close a database. *ddname* is the DD statement name of the data set on which the error occurred. *x, yy* represents the major and minor reason codes. The data set *ddname* is a part of the DBD *dbdname*. If an error occurred when IMS tried to open a database *programid* is included in the message. When a scheduler message block (SMB) is present, *programid* represents the transaction code (TRN). When an SMB is not present, *programid* represents the PSB name.

The following information provides the explanation,

DFS0730I

programmer response, and problem determination codes for the various major and minor reason codes:

Codes

Explanation

A,yy

An attempt was made to open an OSAM data set. The OSAM OPEN routine returned an error indication. *yy* is the hexadecimal error code that is returned in register 15.

Code (hex)

Meaning

00	The normal condition.
04	The DCB is already being opened or closed.
08	The DCB is already open.
0C	The DECBTYPE is invalid.
10	A failure in the IMS SVC occurred. DCBWRK1 indicates the reason.
14	An I/O error occurred while the OSAM OPEN routine was scanning for a file mark, formatting, or writing a file mark. See DECBSTAT for additional information.
18	An invalid RBN was calculated. The RBN is either 0 or is greater than the maximum RBN for the data set.
1C	An error occurred during TCLOSE processing for the data set. DCBWRK1 indicates the reason.
20	An error occurred while acquiring storage using IMODULE.
24	An error occurred during EOVS processing for the data set.
28	OSAMOP IOSCB=NO was specified in a control statement data set. This value caused BATCH initialization to bypass the allocation of OSAM I/O blocks and prevented the use of the OSAM access method.

z is the hexadecimal error subcode returned at the last byte (byte number 4) in the field name DCBWRK1 by module DFSAOSF0. This subfield of the message is used only for a message that contains reason code A,10.

z Value (hex)

Meaning

01	The DD statement is missing, or for dynamically allocated data sets, the data set is not yet allocated.
02	The data set is a concatenated data set.
03	Fewer units than volumes were specified for a DASD data set.
04	JCL specified a DSORG type not permitted by OSAM.
05	The DSCB for the data set was not found.
06	First volume DSCB specified a DSORG type not permitted by OSAM.

07	DCB block size not equal to DSCB block size after Job File Control Block/DCB merge.				
08	DCB LRECL size not equal to DSCB LRECL size after Job File Control Block or Data Control Block (DCB) merge.				
09	Neither the LRECL nor block size was specified in the DSCB, DCB, or JCL.				
0A	The specified block size is less than LRECL.				
0B	The specified block size exceeds the track size for the specified device.				
0C	A previous OPEN or EOVS failed.				
0D	VIO not supported by OSAM. The data set is allocated to a VIO unit.				
0E	Tape devices are not supported. The data set is allocated to a tape device.				
0F	An internal error occurred in the OSAM DEB subroutine. DCBWRK1 indicates the error code: <table> <tr> <td>01</td> <td>The block size is greater than the track size.</td> </tr> <tr> <td>02</td> <td>The DEB length is greater than the maximum allowed. There are too many extents. This situation might be the result of a DFS0842I message REASON=5 issued earlier by the same or a different job.</td> </tr> </table>	01	The block size is greater than the track size.	02	The DEB length is greater than the maximum allowed. There are too many extents. This situation might be the result of a DFS0842I message REASON=5 issued earlier by the same or a different job.
01	The block size is greater than the track size.				
02	The DEB length is greater than the maximum allowed. There are too many extents. This situation might be the result of a DFS0842I message REASON=5 issued earlier by the same or a different job.				
10	IEFDDSRV failed to perform the function.				
11	Inconsistent number of allocated devices.				
12	The reread of the job file control block (JFCB) failed.				
13	User description area (UDA) SSI interface error.				
14	DCM is already open as a DD dummy.				
15	This is not OSAM open calling.				
16	DCB is already open by MVS.				
17	Invalid parameter.				
18	Error reading the job file control block (JFCB).				
19	Open failure with no abend.				
1A	Error obtaining DSCB on the first volume of the OSAM data set.				
1B	Error constructing extends for all of the volumes of the OSAM data set. Return code from OSAMDEB subroutine is 8 in register 15.				
1C	Error locating or loading the OSAM I/O routines.				
1D	Error releasing a captured UCB.				
1E	Bad conversion from the current volume DSCB TTR to the disk address MCCCHR.				

99 The DCB abend exit was entered. Message DFS0695I is also displayed. See that message for an explanation of the error.

Programmer response: Correct the JCL error by using the major and minor reason codes given.

B,40

A coupling facility (CF) environmental error occurred.

Programmer response: Determine the exact error by using the IMS DFSERA10 utility and selecting the X'67FD' record from the IMS log. This record includes the REQUEST=IXLCACHE macro with a reason code, RSNC=xxxxxxx. The last 4 digits of the number string xxxxxxxx represent the true error code. For example, if the reason code is RSNC=0C170C19, look up reason code 0C19. See the *z/OS MVS Programming: Sysplex Services Reference* for reason code descriptions.

B,yy

DL/I OPEN/CLOSE called the DL/I buffer handler for buffering services. The buffer handler returned with an error indicator. yy is the hexadecimal value that was returned in PSTRICDE by the buffer handler.

Programmer response: For information on buffer handler return codes, see the IMS return and function codes information.

C,yy

An error was detected by VSAM CLOSE. yy is the hexadecimal error field from the VSAM ACB.

Programmer response: See an explanation of VSAM CLOSE error codes.

E,yy

DL/I OPEN/CLOSE issued a VSAM ERASE macro and encountered an error condition returned from VSAM. If a physical (I/O) error occurred, message DFS0731I or DFS0451I was issued indicating the nature of the error, and yy is the hexadecimal value returned by VSAM in register 15; otherwise, yy is the hexadecimal logical error code returned by VSAM.

Programmer response: See an explanation of VSAM logical and physical error return codes.

G,yy

DL/I OPEN/CLOSE issued a VSAM GET macro and encountered an error condition returned from VSAM. If a physical (I/O) error occurred, message DFS0731I or DFS0451I was issued indicating the nature of the error, and yy is the hexadecimal value returned by VSAM in register 15; otherwise, yy is the hexadecimal logical error code returned by VSAM.

Programmer response: See an explanation of VSAM logical and physical error return codes.

I,01

The relative key position from the DBD is not the same as the relative key position that was defined to VSAM.

Programmer response: Correct the relative key position specified to VSAM. The correct relative key position to be defined for VSAM is provided in the output listing from DBD generation.

I,02

The key length from the DBD is not the same as the key length that was defined to VSAM.

Programmer response: Correct the key length specified to VSAM. The correct key length to be defined for VSAM is provided in the output listing from DBD generation.

I,03

The record size or block size for OSAM database partitions for the data set being opened is not large enough to contain the longest segment in the database plus the IMS overhead required.

Programmer response: Correct the record size specified to VSAM. For OSAM database partitions, correct the block size. The correct record size to define for VSAM is provided in the output listing from DBD generation.

I,04

The record size for the HD VSAM ESDS being opened was not defined to VSAM as 7 bytes less than the CI size. The record size for an HD VSAM ESDS data set must be 7 bytes less than the CI size.

Programmer response: Redefine the VSAM data set so that record size is 7 bytes less than the CI size.

I,05

The record size of an HS VSAM KSDS or ESDS being opened for load is not a multiple of two. The record size for VSAM HS data sets must be an even number.

Programmer response: Correct the record size specified to VSAM.

I,06

Upon opening an HSAM VSAM data set, the block size was found to be less than the LRECL. The block size must be equal to or greater than the LRECL.

Programmer response: Correct the block size specified to VSAM.

I,07

An HS VSAM database is defined with the ESDS record size shorter than the KSDS record size.

Programmer response: Change the VSAM definition so that the ESDS record size is equal to or greater than the KSDS record size.

I,08

An attempt was made to open a VSAM data set for which there was no DD statement, or for dynamically allocated data sets, the data set is not yet allocated. The message indicates the ddname associated with the data set that was opened.

Programmer response: Check the JCL and DBD for the job to determine the DD statement requirements.

System operator response: Use an UPDATE DB START(ACCESS) or /START DB command to cause allocation retry.

I,09

An attempt was made to open a VSAM or OSAM DCB and the ddname was already in the open table. This indicates that the data set is currently opened under a data management block and an attempt was made to open it under a second data management block, which was caused by having two DBDs referring to the same ddname. Two DBDs cannot reference the same ddname.

Programmer response: Find the two DBDs that reference the same ddname and delete one. Change the PSB to reference the correct DBD; then run the PSB generation utility.

I,10

An attempt was made to open a VSAM ACB and the ddname was already in the open table. This indicates that the data set is currently open under a data management block and an attempt was made to open it under a second data management block, which was caused by having two DBDs referring to the same ddname. Two DBDs cannot reference the same ddname.

Programmer response: Find the two DBDs that reference the same ddname and eliminate one. Change the PSB to reference the correct DBD, and then run the PSB generation utility.

I,11

An attempt was made to open an ISAM DCB or an OSAM DCB associated with an ISAM DCB. IMS does not support combinations that include ISAM.

This code can also be issued during load processing for an HSAM database, because the current DCB is missing a DCBE.

Programmer response: Convert HISAM or the index database of a HIDAM structure to the VSAM organization, which is supported.

I,12

An attempt was made to open a VSAM ACB in the specified VSAM shared resource pool. No subpool within the shared resource pool was large enough. IMS tries to open the VSAM ACB again, using the default VSAM shared resource pool.

Programmer response: Check the VSRBF subpool definition statements for the VSAM shared resource pool for this data set. Define subpool buffer sizes big enough for this data set and for the KSDS index.

I,13

The system was unable to satisfy a GETMAIN request for an additional ddname open table. This error occurred during the opening of a DCB.

Programmer response: Provide a larger address space for this step.

I,14

The system was unable to satisfy a GETMAIN request for an additional ddname open table. This error occurred during the opening of an ACB.

Programmer response: Provide a larger address space for this step.

I,15

An error was detected during OPEN processing of an HSAM or OSAM data set. The data set was not allocated at the time IMS tried to obtain DBRC authorization for the database. See return code I,16 for a complete description of the error.

Programmer response: If there is an incorrect dynamic allocation of the data set, or an incompatible allocation program or product, use the /DBR command to unallocate the database. Correct the dynamic allocation specification, or the program or product, and then enter an UPDATE DB START(ACCESS) or /START for the database.

I,16

An error was detected during OPEN processing of a VSAM data set. The data set was not allocated at the time IMS tried to obtain DBRC authorization for the database. Later, when the data set was opened, it was allocated. This can happen for one of the following reasons:

- The dynamic allocation specifications for the data set are incorrect. The DFSMDA TYPE=DATASET statement for the data set was included within the DFSMDA TYPE=DATABASE statement for a different database. For example, the DFSMDA TYPE=DATASET statement for the index of a HIDAM database is included within the DFSMDA TYPE=DATABASE statement for the data part of the HIDAM database.
- The dynamic allocation specifications for the data set are incorrect. Preceding message DFS2499W indicates an invalid allocate request for the database. For example, the MDA member for the database specifies two data sets. The JCL includes DD statements for one of the data sets, but not all of the data sets included in the MDA member.
- The allocation was performed by an incompatible allocation program or product,

which allocated the database after the authorization for the database, but before the open of the database.

Programmer response: If the error was caused by incorrect dynamic allocation of the data set:

1. Enter a /DBR command to deallocate the database.
2. Correct the dynamic allocation specification.
3. Enter an UPDATE DB START(ACCESS) or /START for the database.

If the error was caused by an incompatible allocation program or product:

1. Enter a /DBR command to deallocate the database.
2. Correct the program or product.
3. Enter an UPDATE DB START(ACCESS) or /START for the database.

I,20

The system is not able to satisfy a GETMAIN request for the record size of the KSDS being opened for sequential mode.

Programmer response: Provide a larger address space for this step.

I,21

The system is not able to satisfy the GETMAIN request for the block size of an HSAM database.

Programmer response: Provide a larger address space for this step.

I,22

The system is not able to satisfy a GETMAIN request for the control interval size to use to write the first CI of the ESDS data set being opened for load processing.

Programmer response: Provide a larger address space for this step.

I,23

The system is not able to satisfy a GETMAIN request for the record size of the ESDS data set being opened. The area is used to format the current CA when the end RBA for the data set is not on a CA boundary.

Programmer response: Provide a larger address space for this step.

I,25

The system is not able to satisfy a GETMAIN request for the record size of KSDS to be used for a temporary work buffer.

Programmer response: Provide a larger address space for this step.

I,26

The system is not able to satisfy a GETMAIN request for an area to contain the ddnames of all the data sets contained in the database. A

temporary work area to build the list of ddnames is required during open-for-update processing of a database that is registered to DBRC.

Programmer response: Provide a larger address space for this step.

I,30

An attempt was made to open a VSAM data set associated with a PCB that has processing option L and the data set is not empty.

Programmer response: If the old data set is to be scratched, delete it using the VSAM AMS program. If the data set is not to be scratched, use a PCB with processing option other than L.

I,31

An attempt was made to open a VSAM data set associated with a PCB, which has a processing option other than L, and the data set is empty.

Programmer response: Use a PCB with processing option L to perform the initial loading of a database. When developing the JCL, use the following procedure:

1. Delete or define KSDS data set.
2. Run a DFSPRECO job to rebuild the indirect list entry (ILE) and the Primary Index data set.

Note: If you cancel the job while in 2, rerun the entire job starting from 1. Do not restart in 2.

I,32

During an attempt to open a VSAM KSDS data set, it was determined that the total length of the index VSI plus the data VSI plus the size of the IMS NCB was greater than decimal 255 (including the length field). This value is passed to IRLM during a notify as the length of the message area, and must be less than decimal 256 (including the length field) due to an IRLM restriction.

Programmer response: Check the define cluster for key ranges. Each key range increases the size of the index VSI by decimal 32 bytes. IMS does not use or support VSAM key ranges.

I,33

DL/I open processing determined that shared access is allowed for the data set but the SHR options specified on the Access Method Services DEFINE are not appropriate for data sharing. Message DFS050A was issued. For further description of the failure, see message DFS050A.

Programmer response: See message DFS050A.

I,34

During an attempt to open a VSAM KSDS data set, either the index component or the data component was not opened.

Programmer response: Verify that the data set name specified for the DD statement being opened

DFS0730I

is the data set name for the VSAM cluster, rather than the data set name of one of the components of the cluster.

I,35

During open-for-update processing of the database, it was determined that not all the data sets contained in the database are registered to DBRC. Message DFS0484A was issued listing the data sets that are not registered.

Programmer response: See message DFS0484A.

I,36

During an attempt to open a VSAM KSDS data set, it was determined that the KSDS is an SMS data set with the EXTENDED ADDRESSABILITY attribute, which IMS does not support. If the data set is defined in JCL as DD DUMMY, the test for Extended Addressability cannot be completed and will cause this subcode.

Programmer response: The data set was allocated using a data class that specified EXTENDED ADDRESSABILITY, which is not allowed for data sets that IMS uses. The data set must be allocated with a data class that does not specify EXTENDED ADDRESSABILITY.

In the case of DD DUMMY, correct the data set name or remove it as appropriate, and then run the job again to allow Extended Addressability checking to proceed.

I,50

One of the following errors occurred:

- No VSAM buffer subpool has buffers large enough to contain the control intervals associated with the data set being opened.
- A DFSVSAMP DD statement is missing.
- No OSAM buffer pool has buffers large enough to contain the associated blocks.

Programmer response: Rerun the step, but this time specify a buffer subpool large enough to contain the control interval blocks.

I,51

IMS retains the RBA of the last used record in an ESDS in the first CI of that data set. During DL/I OPEN, it was found that this RBA did not fall in the last CI of the data set.

I,52

The IMODULE facility of IMS failed while loading or deleting the randomizing routine, the Secondary Index Database Maintenance exit routine, or the Segment edit/compression exit routines.

Programmer response: Message DFS0733I was issued indicating the cause of the failure. See message DFS0733I.

I,53

An HSAM data set failed to open.

Programmer response: See the explanation for the AI status code in DL/I status code information for possible reasons for the failure.

I,54

An HSAM data set failed to open.

Programmer response: See the explanation for the AI status code in DL/I status code information for possible reasons for the failure.

Save a VTOC listing of the volume in question for problem determination.

I,55

An attempt was made to open a data set that previously failed during VERIFY. The data set could not be opened or closed.

I,56

An attempt was made to OPEN an HSAM database. The DCB BLKSIZE for the data set was not provided by either the JCL or the label on the volume; as a result, the block size is 0.

Programmer response: Ensure that the JCL for the job is correct and that the database is loaded.

Save a VTOC listing of the volume in question for problem determination.

I,57,Z

After the VSAM open and verify was done for a HISAM or non-unique secondary index ESDS data set, the end of the data set was adjusted because Extended Error Queue Element blocks (EEQEs) were present. VSAM SVC 109 was issued to inform VSAM so that VSAM could adjust the VSI information. The SVC returned a nonzero return code in register 15. Subcode Z in the message is the hexadecimal error subcode returned in register 15.

Codes

Explanation

I,58

An initialization error was detected by a Segment Edit/Compression exit routine.

Programmer response: Message DFS0749I was issued indicating the cause of the failure. See message DFS0749I.

Codes

Explanation

I,60

A VSAM data set has a CI size which exceeds the maximum CI size supported by DL/I which is 30720.

Programmer response: Redo the AMS define using a CI size equal to or less than 30720.

I,61

During an attempt to open a VSAM or OSAM data set, a lock could not be acquired.

To determine the problem, see abend 3303.

I,62

The relative key position in the indirect list data set (ILDS) is not zero.

Programmer response: Define the relative key position as ZERO in the VSAM cluster definition for the indirect list data set (ILDS).

I,63

The record length in the indirect list data set (ILDS) is not correct.

Programmer response: Define the record length as 50 in the VSAM cluster definition for the indirect list data set (ILDS).

I,64

The key length in the indirect list data set (ILDS) is not correct.

Programmer response: Define the key length as 9 in the VSAM cluster definition for the indirect list data set (ILDS).

I,65

The partition ID within the data set does not match the partition ID being opened.

Programmer response: Correct the name of the data set so that it matches the partition ID.

I,66

An ACBGEN of the PSB has not been performed since the database was changed to Partitioned.

Programmer response: Perform the appropriate ACBGEN. STATUSAI is returned to the application; use this to look up which PSB the application is using and which ACB that PSB is generated in. You can also look at the job's JCL to determine which ACB library it's running against.

I,67

Free space has been defined on a data cluster of an ESDS database. An ESDS database is not allowed to have free space defined.

Programmer response: Remove the free space from the data cluster definition.

I,68

An error was detected during initial OLR processing when the first CI of a VSAM output data set was being formatted.

Programmer response: Scratch and reallocate the output data set.

I,70

An invalid index has been defined on an INDICES parameter of a SENSEG statement of a PCB during PSB generation.

Programmer response: Correct the INDEX name specified on the INDICES parameter of the SENSEG statement of the PCB in question.

I,71

An error was detected during close processing of an OSAM data set. An I/O error was encountered. Subcode z in the message is the hexadecimal error subcode returned at the last byte (byte number 4) in the field name DCBWRK1 by module DFSAOSF0.

Z value(hex)**Meaning**

01	An error occurred while processing closing volume extents. Return code from OSPLIT subroutine is 4 in register 15.
02	An error occurred while converting OSAM Data Extension Block (DEB) to MVS DEB. Return code from OSDEB subroutine is 4 in register 15.
03	DCB is already closing.
04	DEB/DCB validation check failed.
05	An error occurred while processing closing volume extents. Return code from OSPLIT subroutine is 8 in register 15.
06	An error occurred while converting OSAM Data Extension Block (DEB) to MVS DEB. Return code from OSDEB subroutine is 8 in register 15.
07	Error releasing DCB extension area.
99	The DCB abend exit was entered. Message DFS0695I is also displayed. See that message for an explanation of the error.

Programmer response: Check the messages that preceded the I/O error, likely DFS0762I and DFS0451I. Correct the failure.

I,71

An error was detected during close processing of an OSAM data set. An I/O error was encountered.

Programmer response: Check the messages that preceded the I/O error, likely DFS0762I and DFS0451I. Correct the failure.

0,yy

VSAM OPEN detected an error. yy is the hexadecimal error field from the VSAM ACB.

Programmer response: If yy is DC and the database is organized as VSAM KSDS, run the LISTCAT command to get a report from the VSAM catalog. Review the CISIZE of the index component data set with the installation buffer pools defined in the DFSVSAMP data set for batch jobs, or in the DFSVSMxx member for online system. Verify that the CI specified in the installation is at least as large as the CISIZE from the LISTCAT.

See an explanation of VSAM OPEN error codes.

P,yy

DL/I OPEN/CLOSE issued a VSAM PUT macro and encountered an error condition returned from VSAM. If a physical (I/O) error occurred, message DFS0731I or DFS0451I was issued indicating the

DFS0731I

nature of the error, and *yy* is the hexadecimal value returned by VSAM in register 15; otherwise, *yy* is the hexadecimal logical error code returned by VSAM.

Programmer response: See an explanation of VSAM logical and physical error return codes.

R,01

The database, *dbdname*, could not be opened because the installation's security product did not allow IMS to access the VSAM data set for *ddname* at the required level. The specific cause or the error is described in the message DFS0735I-R01 for the *dbdname* and *ddname*.

Programmer response: See message DFS0735I for problem determination.

R,02

The database, *dbdname*, could not be opened because IMS was unable to access the data set association block (DSAB) for *ddname*. The specific cause or the error is described in the message DFS0735I-R02 for the *dbdname* and *ddname*.

Programmer response: See message DFS0735I for problem determination.

R,03

The database, *dbdname*, could not be opened because DFP Catalog Management encountered an error accessing the catalog for the VSAM data set. The specific cause or the error is described in the message DFS0735I-R03 for the *dbdname* and *ddname*.

Programmer response: See message DFS0735I for problem determination.

S,yy

DL/I OPEN/CLOSE issued a VSAM SHOWCB macro and was returned a nonzero return code indicating an error condition. *yy* is the hexadecimal value returned by VSAM in register 0 indicating the nature of the error.

Programmer response: See an explanation of VSAM logical and physical error return codes.

V,yy

DL/I OPEN/CLOSE issued a VSAM VERIFY macro and encountered an error condition returned from VSAM. If a physical (I/O) error occurred, message DFS0731I or DFS0451I was issued indicating the nature of the error, and *yy* is the hexadecimal value returned by VSAM in register 15; otherwise, *yy* is the hexadecimal logical error code returned by VSAM.

Programmer response: See an explanation of VSAM logical and physical error return codes.

System action: IMS issues the error message.

Processing of the DL/I call is terminated and a status

code of AI is returned in the PCB. In addition, the *ddname* from the message is stored in the segment name.

Operator response: Contact your system programmer for assistance.

Problem determination: 1, 3, 8, 17b, 17d, 18, 20, 36

Module: DFSDLOC0

Related concepts:

➤ IMS buffer pools (System Definition)

Related reference:

➤ IMS return and function codes (Messages and Codes)

➤ DL/I status codes (Messages and Codes)

➤ z/OS: RPLERRCD reason codes

➤ z/OS: CLOSE return and reason codes

Related information:

"DFS050A" on page 34

"DFS0451I" on page 121

"DFS0484A" on page 127

"DFS0695I" on page 185

"DFS0733I" on page 201

"DFS0735I" on page 201

"DFS0749I" on page 206

"DFS0762I" on page 211

➤ IMS abend 3303

➤ AI (Messages and Codes)

Chapter 2, "IMS problem determination," on page 13

DFS0731I (A VSAM physical error message starting with VSAM message byte 26.)

Explanation: A physical I/O error has occurred while executing a VSAM open or close. Message DFS0730I has been issued to explain the details of this failure.

System action: See message DFS0730I.

Programmer response: See *z/OS DFSMS Macro Instructions for Data Sets* for the VSAM physical error message. If necessary, recover the database by using IMS recovery utilities.

Problem determination: 1, 17b, 18, 20, 23

Module: DFSDLOC0

Related reference:

➤ z/OS: Reason code (physical errors)

Related information:

"DFS0730I" on page 193

Chapter 2, "IMS problem determination," on page 13

DFS0732I **WARNING MULTIPLE VSAM ACBS
OPEN FOR DATASET WITH DD
CARD** *xxxxxxx*

Explanation: A return from a VSAM open macro indicated that the open completed, but there was already one or more ACBs open for the indicated data set. The SHR option of the VSAM DEFINE utility provides the user the ability to control the extent that a data set can be shared. The DEFINE has allowed the current data set to be shared.

System action: The IMS system ignores the error and continues processing.

Programmer response: The IMS databases should never be shared by multiple batch regions or batch and online regions. Correct the error, and resubmit the job.

Module: DFSDLOC0

DFS0733I **IMODULE ERROR** *xx* {LOADING |
DELETING} {RANDOMIZING |
INDEX EXIT | COMPRESSION EXIT}
MODULE *moduname*

or

IMODULE ERROR *xx* {LOADING | DELETING}
{RANDOMIZING | INDEX EXIT | COMPRESSION
EXIT} MODULE *moduname* FOR DATABASE *dedbname*

or

IMODULE ERROR *xx* {LOADING | DELETING}
{RANDOMIZING | INDEX EXIT | COMPRESSION
EXIT | SPARSE EXIT | PARTITION EXIT} MODULE
moduname FOR DATABASE *dedbname*

Explanation: The IMODULE function of IMS encountered an error when it attempted to load or delete one of the following exit routines:

- A randomizing routine
- A secondary indexing exit routine
- An edit or compression exit routine
- A sparse exit or partition exit routine for a DEDB database with a Fast Path secondary index defined

In the message text:

xx Hexadecimal return code from IMODULE.
moduname
 Name of the exit routine.

For a description of IMODULE return codes, see IMODULE return codes (Messages and Codes).

For a Fast Path database compression exit loading error, or a Fast Path secondary index sparse exit or partition exit loading error, the DEDB database name (*dedbname*) is displayed in the message text. In this case, there is no accompanying message DFS0730I.

System action: Message DFS0730I reason code I,52 is issued. If the attempt to load an exit routine failed, the database (named in message DFS0730I) is stopped. See the System Action information for message DFS0730I.

Programmer response: Provide the module in a library where it can be accessed without error.

Problem determination: 1, 2, 3, 17b, 36

Module: DFSDLOC0, DBFMSIU0, DBFOLC02,
DFSDOCA0

Related reference:

 IMODULE return codes (Messages and Codes)

Related information:

“DFS0730I” on page 193

Chapter 2, “IMS problem determination,” on page 13

DFS0734I **UNABLE TO MERGE LOG DATASETS**

Explanation: There was an I/O error on one of the input log data sets to the Log Merge utility, DFSLTMG0.

System action: The program terminates with decimal return code 12.

Programmer response: Correct the error, and rerun the job.

Problem determination: See the operating system message.

Module: DFSLTMG0

DFS0735I **SAF ACCESS FAILED-*Rnn***
dbdname-ddname RETURN CODE=*nnn*.
REASON CODE=*nnnn*. *module-name*.

Explanation: The access authorization process for a VSAM or Media Manager data set encountered an error and failed. *Rnn* is the IMS reason for the failure. *dbdname-ddname* are the DBD or Media Manager area name and *ddname* of the data set being checked. RC=*nnn* REASON CODE=*nnnn* are the return and reason code associated with the failure. *module-name* is the name of the module that failed.

The reason code indicates the type of failure that occurred:

Code (*nnn*)

Meaning

R01 The database, *dbdname*, could not be opened because IMS was not allowed to access the data set for *dbdname-ddname* at the required level.

R02 The database, *dbdname*, could not be opened because IMS was not allowed to access the data set association block (DSAB) for *ddname*. See the error return code from the z/OS macro GETDSAB that was issued with *ddname*.

R03 The database, *dbdname*, could not be opened

because DFP Catalog Management encountered an error accessing the catalog for the data set. The name of the Catalog Management module that found the error is *module-name*.

System action: The data set is not opened.

Programmer response: The response depends on the reason code.

For reason code R01:

Check the return and reason codes as well as the security product messages.

For reason code R02:

Check the documentation on the return and reason codes for the GETDSAB macro in *z/OS MVS Programming: Authorized Assembler Services Reference Vol 2 (SA22-7610)*.

For reason code R03:

Check the documentation on the return and reason codes for the Catalog Management message IDC3009I in *z/OS MVS System Messages Vol 6 (SA22-7636)*.

Problem determination:

For reason code R01:

See the IDC3009I message and the security product documentation.

For reason code R02:

See the GETDSAB documentation.

For reason code R03:

See the IDC3009I message.

Module: DFSDRAC0

Related reference:

➔ z/OS: IDC3009I

➔ z/OS: GETDSAB return and reason codes

DFS736 PARM SYNCPLEX INVALID ON NRE COMMAND

Explanation: The keyword OPTION with the parameter SYNCPLEX was entered on a /NRE command. This combination is an invalid. The SYNCPLEX parameter is valid only on the /ERE command.

System action: The /NRE command is rejected.

Programmer response: Remove the OPTION SYNCPLEX from the /NRE command.

Module: DFSICL20

DFS0737A DBRC SHOWS NO AVAILABLE OLDS. REPLY 'RETRY' OR 'ABEND'.

Explanation: During takeover or emergency restart, IMS tries to switch to an available OLDS when the last OLDS does not have enough space for the WADS data and the final accounting record. If DBRC determines

that none of the usable OLDS is available, this message is issued.

System action: After issuing this message, IMS retries the OLDS availability scan for any response other than 'ABEND'.

Programmer response: Obtain a listing of the appropriate PRIOLDS record from the RECON data set. Try to make available any OLDS listed as unavailable; in particular, archive any OLDS that should be archived. IMS can be directed to retry the switch whenever OLDS availability changes. If you cannot correct this problem, reply ABEND; then attempt emergency restart with more OLDSs.

Module: DFSFDLN0

DFS0738I *tt...tt* DDNAME=dddddddd
LOGSEQ=nnnnnnnn

Explanation: An error occurred, terminating an OLDS during IMS restart.

In the message text:

dddddddd

The ddname of the data set being processed when the error was encountered. *dddddddd* can be blank.

nnnnnnnn

The log sequence number last processed. *nnnnnnnn* can be blank.

tt...tt

Reason string, can be one of the following string:

OPEN ERROR FOR IMS LOG

Could not open the data set.

READ ERROR ON IMS LOG

Read error.

LOG SEQ ERROR ON IMS LOG

Next sequential block or log record not found.

MISSING BLOCK ON IMS LOG

The next sequential log physical block was not found, but a higher sequence log physical block was found.

TRKCALC FAILED FOR IMS LOG

TRKCALC macro failed

LOGIC ERROR

A logic error was detected.

LOG TERMINATION FAILED FOR IMS LOG

The log could not be properly terminated.

VERIFY ERROR FOR IMS LOG

The WADS was not the one used when the OLDS was used.

MISSING RECORDS IN WADS

A sequence of WADS records had fewer records than it should.

System action: IMS can continue if dual was specified for the data set in which the problem occurred (for example, dual WADS or dual OLDS). Otherwise, IMS

issues message DFS0738X and terminates with abend 0005.

Programmer response: Terminate OLDS, using the Log Recovery utility; then restart IMS.


Problem determination: 1, 5, 8, 11, 36

Save a copy of the OLDSs and WADSs data sets. Also, list the DBRC RECON data set.

Module: DFSFDLM0, DFSFDLN0, DFSFDLP0, DFSFDLR0, DFSFDLT0

Related information:

“DFS0738X”

 IMS abend 0005

Chapter 2, “IMS problem determination,” on page 13

**DFS0738X ERROR TERMINATING OLDS RC=xx
ddddddd nnnnnnn**

Explanation: Restart cannot proceed because of errors encountered trying to terminate an OLDS during IMS restart.

In the message text:

ddddddd

The ddname of the data set being processed when the error was encountered. ddddddd can be blank.

nnnnnnn

The log sequence number last processed. nnnnnnn can be blank.

xx

The hexadecimal error code. Register 14 contains the address of the routine that detected the error. Register 15 contains an error code.

Code (hex)

Meaning

- 01 Could not open the WADS while trying to locate the last-used WADS.
- 02 The WADS was not the one used when the OLDS was used.
- 05 The WADS was not the one used when the OLDS was used.
- 06 WADS at the time of the last IMS failure was unavailable. The error occurred while trying to locate the last-used WADS.
- 07 TRKCALC macro failed while trying to locate the last used WADS.
- 09 OLDS block sequence error (next sequential block was not found but a higher sequence block was found in the WADS) while rebuilding an OLDS block. A read error might have occurred in the middle of the OLDS.
- 0B WADS segment TOD is not in ascending order while rebuilding an OLDS block.

- 0C Invalid BDW was found in the rebuilt OLDS block.
- 0D Invalid RDW was found in the rebuilt OLDS block.
- 0E RDW of X'FFXX' was found in the rebuilt OLDS block, and it was not the last block in the WADS.
- 0F Log record sequence error was found in the rebuilt OLDS block.
- 10 Read error in a WADS while rebuilding an OLDS block.
- 11 EOF was detected in a WADS while rebuilding an OLDS block.
- 12 Invalid segment ID (segment count is too large) was found while rebuilding an OLDS block.
- 13 Device error (segments were not written in the contiguous WADS records) was found while rebuilding an OLDS block.
- 14 A sequence of WADS records had fewer records than it should. Logic error was detected in module DFSFDLW0.
- 1C OLDS termination process failed. Message DFS0738I, indicating the cause of the error, might have been issued before this message.
- 20 A reusable OLDS is unavailable. IMS could not find an OLDS while copying an OLDS block from a WADS. All OLDS are either marked in error or unarchived.
- 21 Not enough space on the current OLDS to hold all the WADS data, and no OPEN or reusable OLDS are available.
- 22 Logic error was detected in module DFSFDLU0.

System action: IMS terminates with abend 0005.

Programmer response: Terminate OLDS, using the Log Recovery utility; then restart IMS.


Problem determination: 1, 5, 8, 11, 36

Save a copy of the OLDSs and WADSs data sets. Also, list the DBRC RECON data set.

Module: DFSFDLM0, DFSFDLN0, DFSFDLP0, DFSFDLR0

Related information:

“DFS0738I” on page 202

 IMS abend 0005

Chapter 2, “IMS problem determination,” on page 13

DFS0739I *tt...tt* DDNAME=ddddddd
LOGSEQ=nnnnnnnn

Explanation: An error occurred while accessing a log data set during IMS restart.

In the message text:
ddddddd

The ddname of the data set last processed when the error was encountered. *ddddddd* can be blank.

nnnnnnnn

The log sequence number last processed. *nnnnnnnn* can be blank.

tt...tt A string indicating the reason for the error. This variable can be one of the following strings:

OPEN ERROR FOR IMS LOG

Could not open the data set.

CLOSE ERROR FOR IMS LOG

Could not close the data set properly.

READ ERROR ON IMS LOG

Read error.

WRITE ERROR ON IMS LOG

Write error occurred while formatting the WADS.

LOG SEQ ERROR ON IMS LOG

Next sequential block or log record not found.

MISSING BLOCK ON IMS LOG

The next sequential log physical block was not found, but a higher sequence log physical block was found.

TRKCALC FAILED FOR IMS LOG

TRKCALC macro failed

LOGIC ERROR

A logic error was detected.

UNABLE TO ALLOCATE IMS LOG

Dynamic allocation failed, a DD statement is missing, or OPEN failed.

SEQUENCE ERROR - BOTH OLDS

In dual logging, a read error was detected on both OLDS.

READ ERROR - BOTH OLDS

In dual logging, a read error was detected on both OLDS.

XRF-ALT OR FDR GOT AN SLDS

In an XRF complex, the alternate (backup) system either allocated an SLDS or determined that the next log to be allocated is an SLDS.

In a Fast Database Recovery environment, the Fast Database Recovery region either allocated an SLDS or determined that the next log to be allocated is an SLDS.

WAITING FOR RESERVE - OLDS

In an XRF complex, takeover was requested, but the alternate system is unable to reserve the current OLDS.

WAITING FOR RESERVE - WADS

In an XRF complex, takeover was requested, but the alternate system is unable to reserve the current WADS.

DFSFDLVO RRTT TABLE ERROR

A restart read transition table error was detected.

REREAD LAST GOOD BLK FAIL

During normal error recovery, an attempt to reread the last good OLDS block failed.

System action: IMS continues processing if an alternative input log data set is available or issues DFS0739X and terminates with abend 0175.

In an XRF complex, the IMS alternate system encountered errors from which recovery was impossible. IMS issues message DFS0739X and terminates with abend 0176.

In a Fast Database Recovery environment, the IMS system issues message DFS0739X and terminates with abend 0176.

Operator response: If this error occurred during Fast Database Recovery region initialization, take a simple checkpoint in the active IMS system, and make sure that the restartable checkpoint is found in the OLDS before restarting the Fast Database Recovery region.

Problem determination: 1, 5, 8, 11, 35

Save a copy of the OLDSs and WADSs data sets. Also, list the DBRC RECON data set.

Module: DFSFDLR0, DFSFDLM0, DFSFDLN0, DFSFDLP0, DFSFDLT0

Related information:

"DFS0739X"

➡ IMS abend 0175

➡ IMS abend 0176

Chapter 2, "IMS problem determination," on page 13

DFS0739X ERROR READING IMS LOG RC=xx
ddddddd nnnnnnn

Explanation: Restart cannot proceed because of errors encountered.

In the message text:
ddddddd

The ddname of the data set being processed when the error was encountered. *ddddddd* can be blank.

nnnnnnnn

The log sequence number last processed. *nnnnnnnn* can be blank.

xx A hexadecimal error code. Register 14 contains the address of the routine that detected the error. Register 15 contains an error code.

Code (hex)	Meaning
15	Could not open the data set.
16	Could not close the data set properly.
17	Read error.
18	Reread of last good block failed.
19	OLDS block sequence error.
1A	Next sequential log record was not found.
1B	TRKCALC macro failed.
1C	Latest OLDS could not be terminated.
1D	Allocation of the log data set failed. Dynamic allocation failed, a DD statement is missing, or OPEN failed. The left half of Register 15 contains the DFSMDA return code.
1E	Next log data set record was not found in the RECON data set, or the next OLDS is marked invalid.
1F	Latest log data set record was not found in the RECON data set, or the next OLDS is marked invalid.
20	Reusable OLDS is unavailable.
21	Error return code from DBRC. Left half of register 15 contains the DBRC return code.
22	A logic error was detected.
23	Restart read transition table failure.
24	A sequence error occurred on both OLDS (dual logging).
25	A read error occurred on both OLDS (dual logging).
26	In an XRF complex, the alternate system either allocated an SLDS or determined that the next log to be allocated is an SLDS. In a Fast Database Recovery environment, the Fast Database Recovery region either allocated an SLDS or determined that the next log to be allocated is an SLDS.

System action: IMS terminates with abend 0175. In an XRF complex, the IMS alternate system terminates with abend 0176.

In a Fast Database Recovery environment, the Fast Database Recovery region terminates with abend 0176.

Operator response: If this error occurred during Fast Database Recovery region initialization, take a simple checkpoint in the active system and make sure that the restartable checkpoint is found in the OLDS before restarting the Fast Database Recovery region.

Problem determination: 1, 5, 8, 11, 35

Save a copy of the OLDSs and WADSs data sets. Also, list the DBRC RECON data set.

Module: DFSFDLM0, DFSFDLN0, DFSFDLP0, DFSFDLR0

Related information:

➤ IMS abend 0175

➤ IMS abend 0176

Chapter 2, "IMS problem determination," on page 13

DFS0740I DBRC SAYS NO BACKOUTS NEEDED FOR DB xxxxxxxx

Explanation: When you issue a /START DB command without the NOBACKOUT keyword, DBRC might tell IMS that backouts are not required. However the IMS online system might still think that backouts are required. This situation occurs when batch backouts have already run successfully.

System action: IMS continues processing. Control blocks maintained by the online IMS system to track of the backout data are released as if the operator specified NOBACKOUT.

Operator response: No action is required.

Module: DFSDBDR0

DFS0741I DATA COMPRESSION ERROR, UNCOMPRESSED DATA WILL BE WRITTEN TO DD DFSUCUMN DATASET

Explanation: An error was detected while performing data compress processing during change accumulation processing.

System action: Processing continues; the expanded data is written to the new change accumulation data set.

Module: DFSURIO0

DFS0742I WHILE EXPANDING DATA ERROR FOUND

Explanation: An error was detected while performing data expansion during change accumulation or database recovery processing.

System action: Processing terminates with a return code of 8 for Change Accumulation and a return code of 16 for Database Recovery.

Programmer response: Save job output and job input. Contact IBM Software Support.

Module: DFSURIO0

DFS0743I RRS HOLDS AN INDOUBT UOR FOR WHICH IMS HAS NO DATA: URID=xxxxxxxxx, TOKEN=yyyyyyyyyy

Explanation: During an IMS restart, RRS held some indoubt units of recovery (UOR), for which IMS has no knowledge. This situation was probably as a result of an IMS cold start.

In the message text:

xxxxxxxxxx

The RRS unit of recovery identifier

yyyyyyyyyy

The IMS recovery token

System action: Processing continues.

User response: The RRS URID and IMS recovery token are supplied. Use these to examine the RRS ISPF panels and the IMS log to determine the extent of a possible batch recovery.

Module: DFSRRS10

DFS0744A IMS HOLDS AN INDOUBT UOR FOR WHICH RRS HAS NO DATA:

URID=xxxxxxxxxx, TOKEN=yyyyyyyyyy

Explanation: During a restart, IMS determined that it held an indoubt unit of recovery (UOR), as identified by the IMS recovery token and the RRS unit of recovery identifier. However, z/OS Resource Recovery Services indicated that hardened log data was unavailable. This data was needed to resolve the indoubt UOR.

In the message text:

xxxxxxxxxx

The RRS URID

yyyyyyyyyy

The IMS recovery token

System action: IMS builds a recoverable indoubt structure (RIS) for each indoubt UOR and waits for a resolution with the /CHA UOR command. The RIS is maintained until the UOR is resolved or a cold start is done. A cold start is not recommended.

User response: Resolve the indoubt UOR by issuing the /CHA command.

Module: DFSDRIS0

DFS0746I UOR IS ONE OF MULTIPLE UORS IN A SINGLE IMS COMMIT SCOPE - ALL UORS IN THIS SCOPE WILL BE RESOLVED

Explanation: The unit of recovery (UOR) identified in the /CHA command was part of a protected conversation involving more than one IMS UOR. Because the database changes done by one UOR could be dependent on a prior UOR, the changes must be resolved in a single sync point, and in the proper order, if the action is backout.

System action: Phase two of sync point is done for all of the UORs involved. Processing continues

Operator response: No action is required.

Module: DFSIRST0

DFS0747I CHANGE ACCUM DATASET IS MARKED INCOMPLETE

Explanation: The IMS Database Recovery utility detected that the input Change Accumulation (CA) data set is incomplete. It does not contain all the log data set changes required to recover a database data set.

System action: The Database Recovery utility terminates processing.

Programmer response: Run the Change Accumulation utility providing the necessary log input; then run the Database Recovery utility again.

Module: DFSURDB0

DFS0748I UNEXPECTED CHANGE ACCUM RECORD ENCOUNTERED - xxxxxxxx

Explanation: The utility reading the Change Accumulation (CA) data set detected that the input CA data set is missing or incomplete. The Change Accumulation utility splits a detail or spill record when all data for that detail or spill record does not fit into one detail or spill record. The message is issued for one of these reasons:

- One of the split detail records is missing.
- One of the split spill records is missing.
- A detail record is marked as having spill records, but the Change Accumulation utility did not receive any spill records for that detail record.

In the message text:

xxxxxxx

The name of the database with the record

System action: The utility reading the CA data set terminates processing.

System programmer response: Supply all CA volumes to the utility reading the CA data set; then rerun the utility.

Problem determination: 2, 3

Module: DFSUC350

Related information:

Chapter 2, "IMS problem determination," on page 13

**DFS0749I COMPRESSION EXIT ROUTINE
nnnnnnnnn INITIALIZATION ERROR -
Uaaaa REASON rrrrrrrr**

Explanation: An initialization error was detected by a Segment Edit/Compression exit routine.

In the message text:

nnnnnnnnn

Name of the exit routine.

Uaaaa The IMS user abend code generated by the exit routine.

rrrrrrrrr The unique label at which the error was

detected. This label corresponds to the error reason code. See the appropriate abend code for a description of each code.

System action: Message DFS0730I is issued with reason code I,58 . The database, identified in message DFS0730I, is stopped. For additional information, see message DFS0730I.

Programmer response: Determine the cause of the error and correct the problem.

Module: DFSDOCA0

Related information:

"DFS0730I" on page 193

**DFS0750I ERROR WITH *rrr* PGFIX, RETURN
CODE = *x***

Explanation: A nonzero return code was received from the operating system when attempting to fix storage. The page fix was in response to the parameters supplied in the DFSFIXnn member of the data set described by the DDNAME=PROCLIB.

In the message text:

rrr The region where the storage was fixed and indicates CTL for the control region or DLS for the DL/I subordinate address space region.

x The page fix error return code and is defined as follows:

- 04 One or more entries could not be fixed.
- 08 Insufficient number of pages available to satisfy request.
- 0C List format invalid.
- 10 Parameter list pointer invalid.

System action: IMS continues processing.

Problem determination: 36

Module: DFSIFIX0

Related information:

Chapter 2, "IMS problem determination," on page 13

Chapter 19. DFS messages, DFS0751I - DFS0800I

This topic contains the following messages:

DFS0751I IMS NOT RUNNING IN A VIRTUAL REGION

Explanation: The IMS control region is not being run in a z/OS system as a VIRTUAL=VIRTUAL region.

System action: IMS continues running in a VIRTUAL=REAL environment.

Operator response: Either continue running as REAL, or close IMS down with a shutdown checkpoint and rerun the IMS control region in a VIRTUAL=VIRTUAL region, if that is what you want.

Module: DFSIFIX0

DFS0752I UNEXPECTED CHANGE ACCUM TIME ENCOUNTERED - DB xxxxxxxx DSID yyy

Explanation: The Change Accumulation (CA) detected a spill record with a time stamp earlier than the previous detail record time stamp. The value of xxxxxxxx is the database name of the record. The value of yyy is the data set ID of the record.

System action: The CA utility processing continues.

System programmer response: Take an image copy of all databases and data set IDs identified by message DFS0772I.

Module: DFSUC350

Related information:

“DFS0772I” on page 214

DFS0753A MISSING SPILL RECORD AFTER A 5220 DETAIL RECORD - DB xxxxxxxx DSID yyy

Explanation: The Change Accumulation (CA) detected a missing 5240 spill record after a 5220 detail record was processed. The value of xxxxxxxx is the database name of the record. The value of yyy is the data set ID of the record.

System action: The CA utility terminates processing.

System programmer response: Save the RECONS, DBDLIB, CA jobs, CA data sets, and all logs. Contact IBM Software Support for assistance.

Problem determination: 2, 3

Module: DFSUC350

Related information:

Chapter 2, “IMS problem determination,” on page 13

DFS0754I CADS INVALID FOR COEXISTENCE - ddname dsid

Explanation: The CADS provided to the DB Recovery or Change Accumulation (CA) process in IMS Version 9 was not created by an IMS utility that stores coexistence information in the file. Change Accumulation cannot accept this CADS as input.

System action: The process for this DBDS is ended.

System programmer response: Invalidate all of the CA data sets for the named DBD data set. Run the process again using only log input as a source of changed data.

Module: DFSURIO0

DFS0755I FORMAT ERROR IN PROCLIB MEMBER=DFSFIXnn|DFSDFRnn

Explanation: An error in format was encountered in the parameters specified in the member DFSFIXnn or DFSDFRnn of the data set defined by the DDNAME=PROCLIB.

System action: IMS continues, but page fixing and allocation in DREF storage of portions of the control program and module preload do not occur.

Operator response: (master terminal) Either continue running IMS without the parts fixed or allocated in DREF storage, or do a shutdown checkpoint and rerun after DFSFIXnn or DFSDFRnn has been corrected.

Programmer response: Correct the format of the FIX parameter in DFSFIXnn or the DREF parameter in DFSDFRnn.

Problem determination: For a description of the DFSFIXnn member, see DFSFIXnn member of the IMS PROCLIB data set (System Definition). For a description of the DFSDFRnn member, see DFSDFRnn member of the IMS PROCLIB data set (System Definition).

Module: DFSIFIX0

DFS0756I INVALID WORD IN DFSFIXnn|DFSDFRnn xxx

Explanation: The word xxx specified in the member DFSFIXnn or DFSDFRnn of the data set defined by the DDNAME=PROCLIB is invalid.

DFS0757I • DFS0760I

System action: IMS continues running.

Operator response: (master terminal) Either continue running IMS without the parts fixed or allocated in DREF storage, or do a shutdown checkpoint and rerun after DFSFIXnn or DFSDRFnn has been corrected.

Programmer response: Correct the invalid word in the DFSFIXnn or DFSDRFnn member.

Problem determination: For a description of the DFSFIXnn member, see DFSFIXnn member of the IMS PROCLIB data set (System Definition). For a description of the DFSDRFnn member, see DFSDRFnn member of the IMS PROCLIB data set (System Definition).

Module: DFSIFIX0

DFS0757I FIX COMPLETE: NO FIXING REQUESTED

Explanation: The DFSFIXnn member of the IMS PROCLIB data set is processed in two passes. This message can be issued during each pass and for two conditions. First, member DFSFIXnn of data set DDNAME=PROCLIB did not request any fixing of storage for this pass. Second, the member contains either all blanks or all invalid parameters. For invalid parameters, look for a preceding DFS0755I message. To determine whether page fixing was successful during a pass, look for a DFS0759I message.

System action: IMS continues running.


Operator response: (master terminal) If page fixing was processed as expected, no action is needed. If problems were encountered, either continue running IMS without the page-fixed parts or do a shutdown checkpoint and restart IMS after DFSFIXnn has been corrected.

Programmer response: If page fixing was not processed as expected, correct the parameters in DFSFIXnn and restart IMS.

Problem determination: See a description of the DFSFIXnn member.

Module: DFSIFIX0

Related reference:

 DFSFIXnn member of the IMS PROCLIB data set (System Definition)

Related information:

“DFS0755I” on page 209

“DFS0759I”

DFS0758I FIX FAILURE: MORE THAN 62 AREAS TO BE FIXED

Explanation: To FIX storage as described by the parameters in the member DFSFIXnn of the data set

whose DDNAME=PROCLIB, more than 62 areas must be fixed.

System action: IMS continues running.

Operator response: (master terminal) Either continue running IMS without the fixed parts, or do a shutdown checkpoint and rerun after DFSFIXnn has been corrected.

Programmer response: Reduce or combine areas to be fixed, and correct the member DFSFIXnn.

Problem determination: For a description of the DFSFIXnn member, see DFSFIXnn member of the IMS PROCLIB data set (System Definition).

Module: DFSIFIX0

DFS0759I THE FOLLOWING VIRTUAL ADDRESSES HAVE BEEN FIXED IN rrr xxxxxxxx yyyyyyyy-zzzzzzzz

Explanation: The virtual address range (yyyyyyyyy-zzzzzzzz) has been fixed in response to the parameters specified in the member DFSFIXnn of the data set described by the DDNAME=PROCLIB.

rrr identifies the region where the storage was fixed and will indicate:

CTL for the control region

DLS for the DL/I subordinate address space region

xxxxxxxx is the IMS name of the area fixed.

Note: For Fast Path blocks that are page fixed, In rrr is not displayed. Fast Path blocks are page fixed in the control region (CTL). If the total size of all DEDB blocks in the system exceeds 1 MB, IMS displays multiple DFS0759I messages during start-up.

System action: IMS continues processing.

Module: DFSIFIX0

DFS0760I THE FOLLOWING FIX | DREF OPERANDS WERE NOT FIXED IN | ALLOCATED IN DREF IN rrr: xxxxxxxx

Explanation: The operand specified has not been fixed or allocated in DREF storage in the region indicated by rrr. The variable rrr is either CTL for the control region or DLS for the DL/I subordinate address space. Either a pool or block name has been incorrectly specified, or the module specified has not been loaded in region rrr.

System action: IMS continues processing.

Programmer response: If a pool or block name was intended, update member DFSFIXnn or DFSDRFnn in the IMS procedure library (DDNAME=PROCLIB) to correct the specification. For a request to page fix a module, this message might be normal if the DL/I

address space has been selected, because the module will be located in one region and not in the other region.

Problem determination: For a description of the DFSFIXnn member, see DFSFIXnn member of the IMS PROCLIB data set (System Definition). For a description of the DFSDRFnn member, see DFSDRFnn member of the IMS PROCLIB data set (System Definition).

Module: DFSIFIX0

**DFS0761I SPACE NOT AVAILABLE FOR
<PGFIX|DREF> PARAMETER LIST**

Explanation: Storage to build a PAGE FIX or DREF parameter list in response to the parameters specified in the member DFSFIXnn or DFSDRFnn of the data set described by the DDNAME=PROCLIB does not exist in the IMS control region.

System action: IMS continues running.

Operator response: (master terminal) Either continue running IMS without the parts fixed or allocated in DREF storage, or do a shutdown checkpoint and rerun after the region size has been changed.

Programmer response: Increase the size of the IMS control region by a size equal to one page.

Module: DFSIFIX0

**DFS0762I OSAM (TAPE|DASD) (READ|WRITE)
ERROR - FUNC=aa
STATUS=bb,cc,ddd,eeee,ffff**

or

**OSAM UNIT=gggg FAILING CCW=hh,ii,jjj
IOSEEK=kkk...kk LOG=lll**

or

OSAM DSN=.....

Explanation: An OSAM I/O error was encountered. A two or three line message, each numbered DFS0762I, is generated.

The first line indicates (1) whether the I/O operation was directed to a tape or to a direct-access device, (2) whether the I/O operation was READ or WRITE, (3) the OSAM operation type, and (4) the ending status of the operation.

The second line indicates (1) the 4-character UNIT name, (2) the failing channel command word, (3) if the device is direct access, the full disk address associated with the I/O operation, and (4) the IMS log record types under which OSAM I/O control blocks were logged.

Note: The second line is not displayed if the I/O operation was not started.

The third line shows the name of the data set on which the error was located.

The variable fields are defined as follows:

FUNC=aa

The OSAM operation type - defined as follows:

- 01 Read-specific OSAM block
- 02 Reserved
- 03 read multiple OSAM buffers
- * 04 Scan for file mark
- 05 Reserved
- 06 Reserved
- * 07 STAE
- 08 Write specific OSAM block
- 09 Reserved
- * 0A Write queued buffers
- * 0B Write sequential block
- * 0C Format logical cylinder
- * 0D Write file mark
- 0E Reserved
- * 0F Format extent
- * 10 REDRIVE after EOV
- * 11 REDRIVE after DDR SWAP
- * 12 Post tape RRQ in error
- 13 Virtual format logical cylinder

(* Indicates internal functions.)

STATUS=bb

The IOSB/IOB completion code used to post the operation complete.

cc The DECB status code (DECBSTAT) is defined as follows:

- 01 Undefined operation code
- 02 DCB not open
- 03 IDAL translation error
- 04 Channel program protection error
- 05 Incorrect length error (bad DCBBUFL)
- 06 Permanent I/O ERROR
- 07 DCB specified as DD Dummy
- 08 RBN conversion error
- 09 RBN beyond current end of data set
- 0A End-of-file reached
- 0B Caller not authorized for call type
- 0C Unable to obtain channel program work area
- 0D No space to add block to data set
- 0E Reserved
- 0F Reserved
- 10 Unable to allocate an IOSB from the OSAM I/O storage pool
- 11 New block request for existing block
- 12 I/O prevented
- 13 Write queue errors (buffer prefix contains status)
- 14 Buffer ignored due
- 15 IOSB/IOB address invalid - write sequential
- 16 Request ignored due

- 17 End-of-tape -EOV required
- 18 Current DECB not same as AMWRRQL when EOV registered
- 19 Tape I/O error-try DDR SWAP
- 1A Write attempted to a read-only data set
- 1B I/O request terminated abnormally because of program check or machine check in IOS or appendage.
- 1C Channel program check
- 1D Record not found
- 1E DCB already closing
- 1F Nonzero return code from page fix routine
- 20 Channel program translate error
- dddd* The unit and channel status of the CSW
- eeee* The residual byte count of the failing CCW.
- ffff* The first two sense bytes if the unit status in the CSW indicates unit check. If a unit check is not indicated, periods (.) are displayed.

Note: If the I/O operation was not started, the character string I/O NOT STARTED is displayed instead of the status bytes, the residual byte counts, and the first two sense bytes.

UNIT=gggg

The 4-character unit name associated with the device.

FAILING CCW=

- hh Operation code
- ii Flags
- jjj Byte count

Note: If it is determined that the CCW address is invalid, that is, causes a program check if used, the character string "UNKNOWN" is displayed instead of the selected CCW fields. The paired comma indicates the absence of the data/IDAL address.

IOSEEK=kkk.k

The full disk address of the form MBBCCHHR. This field is displayed only for direct-access devices.

LOG=llll

The IMS log record types under which the OSAM I/O control blocks were logged.

- 6201** Only an X'6201' record was logged.
- 6202** Both an X'6201' and an X'6202' record were logged.
- 6203** All three types of records were logged.
- GERR** X'6201' and X'6202' records were logged, but an attempt to log an X'6203' record failed because of a GETMAIN error.
- LERR** X'6201' and X'6202' records were logged, but an attempt to log an X'6203' record failed because of a logging error.

System action: Processing continues. If the I/O error involves a user database, messages DFS0451I follow. See the explanation for that message.

Operator response: Issue the /START DATABASE

command, see if errors are resolved.

Module: DFSAOS80

Related information:

"DFS0451I" on page 121

DFS0763I STOP ABDUMP REJECTED FOR THREAD nnnn; SINGLE PHASE SYNC POINT IN PROGRESS

Explanation: You entered a /STOP REGION nnnn ABDUMP while single phase sync point processing was in progress for an active Database Control (DBCTL) subsystem thread.

System action: The command is ignored, and the thread continues sync point processing.

Module: DFSDSTP0

DFS0764A PAGE FIX FOR EXCPVR-REQUIRED AREAS FAILED. REPLY 'RETRY' OR 'EXCP'.

Explanation: The IMS system attempted to PAGE FIX areas of storage for the EXCPVR option. The operating system was unable to satisfy the request. The operator can retry the PAGE FIX or answer EXCP, which cancels the EXCPVR option.

System action: IMS waits for the operator reply.

Operator response: (z/OS System) The operator can reply EXCP to cancel the EXCPVR option or can attempt to make fixable storage available and then answer RETRY. Fixable storage can be made available by stopping other jobs within the operating system. Decreasing general activity within the operating system can also make fixable storage available.

Module: DFSXIOB0

DFS0765I STORAGE NOT AVAILABLE FOR NODE INTERPRET TABLE

Explanation: An error was encountered while attempting to acquire storage for the node interpret table from subpool 251. IMS is not able to communicate with an XRF complex until this problem is resolved and IMS is restarted.

The node interpret table is used to resolve the generic and actual node names for VTAM MSC links and ISC sessions communicating with an XRF complex.

System action: IMS continues processing.

Programmer response: Increase the main storage available to IMS.

Module: DFSCINB0

DFS0766I PAGE FIX FOR STORAGE MGMT CONTROL BLOCKS FAILED

Explanation: An attempt to page fix control blocks for storage management failed.

System action: System continues, but with possible performance degradation.

Operator response: Either continue running IMS without the fixed parts, or shutdown checkpoint and rerun when more real storage is available.

Programmer response: Make certain more real storage is available to the IMS control program during the next execution.

DFS0767I OTMA MESSAGE FLOOD CONDITION HAS BEEN RELIEVED FOR MEMBER YYYYYYY

Explanation: The IMS system has processed the OTMA input messages to reduce the number of active input messages in the input queue. The input messages from the member have reached 50% or below of the maximum active input message count.

System action: IMS continues to process OTMA messages from the member.

Programmer response: This message informs the programmer that the OTMA message flood condition has been improved.

Module: DFSYFD00

DFS0768I AN INVALID BSAM FORMATTED RECORD WAS DETECTED IN DDNAME=xxxxxxx. IT HAS BEEN CLOSED

Explanation: A record in data set DDNAME=xxxxxxx violated BSAM formatting rules for variable-length records.


System action: An AF status code is returned to the database PCB. GSAM control blocks and the buffer containing the invalid record are written to the IMSERR or SYSPRINT data set. If another call is made to this data set without reinitializing GSAM, abend 0272 is issued.

Programmer response: Terminate the program, and correct the data set.

Problem determination: 1, 2, 3, 8, 18, 19, 35

Module: DFSZD210

Related information:

 IMS abend 0272

Chapter 2, "IMS problem determination," on page 13

DFS0769I ttt SELECTIVE DISPATCHING - rrrr

Explanation: Selective dispatching was in effect since the last checkpoint because of a resource shortage. *ttt* identifies the TCB under which selective dispatching was in effect. *rrrr* identifies the resources which had the shortage.

Resources shortages are generally caused by an abnormally high volume of activity under the following TCBs:

TCB CTL Possible causes of selective dispatching

- High volume of communications activity.
- Insufficient number of SAPs defined for the size of the terminal network.
- A disruptive event that caused communications processing to be interrupted and a flood of queued communications work.
- IMS internal problems.

ALM

- High volume of LU 6.2 communications activity.
- A disruptive event that caused LU 6.2 communications to be interrupted and a flood of queued LU 6.2 work.
- An application program coded to maintain allocated LU 6.2 conversations for an extended period.
- IMS internal problems.

When an IMS TCB is in selective dispatching, only priority units of work (for example, the MTO terminal) and those already holding resources can be processed until the resources become available again. This could degrade response time for some terminal users.

The SAP resource can cause selective dispatching when it is in short supply. SAPs are IMS internal control blocks that are required to process IMS units of work, communication requests (terminals) and LU 6.2 requests. If the supply of available SAPs becomes low, IMS attempts to allocate additional SAPs up to a maximum amount. If no SAPs are available to process a unit of work, IMS invokes selective dispatching for SAPs. When this occurs, IMS units of work can be processed only when another unit of work terminates and releases its SAP. This can cause degraded performance of the IMS system.

System action: Continues processing.

Operator response: This message indicates a possible resource shortage. If this message occurs frequently, or is accompanied by performance degradation, the system programmer should be informed.

System programmer response: This message does not necessarily indicate that there is a problem with IMS. Selective dispatching can occur for legitimate reasons (for example, during an IMS checkpoint, or due to

quick peaks in communications activity. If this message occurs frequently or is accompanied by IMS performance problems such as poor terminal response time, then additional analysis is advisable.

If the TCB in selective dispatching is CTL, the number of available dynamic SAPs can be increased by changing the SAV= parameter on the IMS startup JCL or in the DFSPBxxx members.

If the TCB in selective dispatching is ALM, the problem could be an application program that does not deallocate its LU 6.2 conversation for a long period. This can occur when an application program does not receive an immediate LU 6.2 response to CONFIRM.

A dispatcher statistics log record (type X'45' subcode X'0F') is written at each checkpoint. These log records should be printed and analyzed for selective dispatching problems. Additional statistics records (type X'45') might be useful in indicating high storage pool utilization. Any problem reports related to selective dispatching should include a copy of the IMS log that contains the checkpoint intervals during which the problem occurred or a printed copy of the X'45' records for those checkpoints.

Problem determination: 5, 6, 23 34

Module: DFSSTAT0

Related information:

Chapter 2, "IMS problem determination," on page 13

DFS0770W NO FP CONTROL BLOCKS ARE ABOVE 16 MB

Explanation: Fast Path control block module (DBFCONT0) was not allocated in ECSA because of insufficient storage.

System action: IMS gets storage from CSA and continues processing.

Programmer response: Notify the z/OS system programmer.

Module: DBFIFIX0

DFS0771I IMS LOGGING IS NOT IN EFFECT.

Explanation: IMS LOGGING is not in effect because an extended, or symbolic, checkpoint call has been issued and the IEFORDER DD statement is missing or has been defined as DD DUMMY.

System action: If the IEFORDER DD is defined as DD DUMMY, only the message is issued and processing continues. If the IEFORDER DD statement is missing, the call continues to be processed but STATUSNL is returned in the IOPCB.

Programmer response: If logging is needed for this job, add an IEFORDER DD statement to the JCL.

Module: DFSPR000, DFSZSC00

DFS0772I KSDS EXTENDING AT TAKEOVER - DBD dddddddd, PROGRAM pppppppp NOT BACKED OUT

Explanation: A VSAM KSDS was being extended by the failing active IMS system during takeover. The variable dddddddd identifies the database; pppppppp identifies the program for which no backouts were done.

The IMS alternate system taking over the workload of a failing active system does not know how or where the failing or degraded active system is changing the end-of-data. For this reason, IMS cannot use this database safely until the failing active system has terminated.

System action: The backouts for this database have been deferred, and the database is stopped. Either message DFS2012I or DFS0773I are issued when the database is stopped.

Programmer response: When the failing active system has terminated, you can safely start the database again. If the log containing the database changes to be backed out has already been archived, you must run Batch Backout for the PSB identified in this message. Then start the database with the NOBKO parameter of the /START DB command or issue UPDATE DB START(Access) OPTION(NOBACKOUT).

Module: DFSRBO10

Related information:

"DFS0773I"

"DFS2012I" on page 438

DFS0773I DATA BASE - dddddddd STOPPED.

Explanation: A non-block level shared database was being extended by the failing active IMS system during takeover. The variable dddddddd identifies the database.

The IMS alternate system taking over the workload of a failing IMS active system does not know how or where the failing or degraded active is changing the end-of-data. For this reason, IMS cannot use this database safely until the failing active terminates.

System action: This database has been stopped until the failing active terminates. You cannot enter a /START DB or UPDATE DB START(Access) command until the new active IMS system knows that I/O Prevention is complete.

Programmer response: When the failing active IMS terminates completely, you can safely start the database.

Module: DFSHDCL0

DFS0774I (CCCCFFSS) AREA=AREANAME
DD=DDNAME, AREA CLOSED, MUST
COMPLETE TOSSED,
CI-RBA=NNNNNNNNN, SEVERE
ERROR

Explanation: An attempt was made to write to a closed area. This situation indicates a system error.

System action: The WRITE MUST COMPLETE DMHR is disregarded, and the dependent region is terminated.

System programmer response: Contact IBM service.

DFS0775I COMMAND REJECTED; TCO IS NOT
ACTIVE

Explanation: You entered a /TRACE SET ON|OFF TCO command, but the Time-Controlled Operations are not active.

System action: The command is rejected.

Operator response: Start the Time-Controlled Operations before entering the command.

Module: DFSICLN0

DFS0776A AMP PARAMETER INVALID FOR
OSAM DATASET- DDNAME xxxxxxxx

Explanation: A DD statement for an OSAM data set contained the parameter AMP, which is not valid for OSAM.

System action: A return code of 16 is set and processing stops.

Programmer response: Remove the AMP parameter from the DD statement for the OSAM data set and rerun the job.

Module: DFSURDB0

DFS0777 LU=xxxxxxx EXCEEDS ALLOWED
QUEUE SPACE -- MESSAGE
CANCELLED

Explanation: An attempt was made to acquire a buffer from the queue manager. The requested size exceeded the allowed space for that LU. The variable xxxxxxx is the inputting LU name. If the LU name is network-qualified, it can be up to 17 bytes long. The allowed space is the amount of space controlled by user installation, using the user exit DFSQSPC0.

System action: The message is canceled.

Programmer response: Check the size of the message.

Module: DFSRLM10

DFS0778I xxxxxxxx ERROR eeeeeee MERGING
SIDTABLE FROM MSC SUBSYSTEM
yyyyyyyyy, ACTION = zzzzzzzz

or

xxxxxxx MSC SUBSYSTEM yyyyyyyy HAS
JOINED/LEFT THE SHARED QUEUES GROUP,
ACTION = zzzzzzzz

or

xxxxxxx ERROR eeeeeee SENDING/RECEIVING
SIDTABLE TO/FROM MSC SUBSYSTEM yyyyyyyy,
ACTION = zzzzzzzz

Explanation: This message is produced when the multiple systems communications (MSC) feature is supported in a shared queues group (SQG) environment and one of the following events occurs:

- An IMS subsystem joins or leaves the shared queues group.
- An error is detected while sending or receiving the MSC system identification table (SIDTABLE) to or from another IMS while processing an IMS subsystem join or leave.
- An error is detected while merging a SIDTABLE received from another IMS that has joined the shared queues group.
- A residual SIDTABLE storage area is being freed that was created from a previous merge of the SIDTABLES when an IMS subsystem joined the shared queues group.

In the message text:

Variable

Meaning

xxxxxxx

The IMSID of the system that issued the message or detected the error.

yyyyyyy

The IMSID of the other IMS that joined or left the SQG, or where the SIDTABLE was being sent to or received from, or where the SIDTABLE being merged was sent from.

zzzzzzzz

action code:

ACCEPTED

The event join/leave was accepted

IGNORED

The error was ignored. If receiving a SIDTABLE from another IMS, the received table is not merged with current table. If sending a SIDTABLE to another IMS, the table might not arrive in the other IMS to be processed. If merging a SIDTABLE, one or more SYSIDS in the received table is ignored.

eeeeeeee Error code produced by the MSC Shared Queues Initialization Routine that detected the error.

Routine Description

FREEAWSI

Error freeing received SID table storage.

FREEEND

Error freeing storage at end processing.

FREEOSID

Error freeing old SID table storage after merge.

FREEXCFS

Error freeing storage acquired by XCF.

FUNCHIGH

Function value too high.

FUNCZERO

Function not specified.

GETAWSID

Error getting AWE/SID table storage.

GETHLNB

Error getting LNB storage.

GETNSID

Error getting storage or blocks for new SID table.

INITSID

Error initializing SID table.

INVAWECB

ECB in AWE Invalid.

System action: IMS continues processing. If the event was an error, a type 6701-MNZE log record was written to the IMS online log data set. IMS continues processing.

Operator response: If an error was indicated, the join, leave, or merge event might not be completely processed. Have the error corrected and bring the affected IMS subsystems down and back up again (for example, leave and join). If no error is indicated, then this message is informational only.

Programmer response: If the event was an error, this is most likely an error with the MSC configuration, or a system error in the IMS subsystems or MS XCGF facility. Collect the documentation noted under problem determination and call IBM Software Support.

Problem determination: Record this message and any other DFS0778 messages from both IMS subsystems in the shared queues group identified by the IMSIDS in the messages. Print the 6701-MNZE log records using the DFSERA10 log print utility, from the online log data sets from both IMS subsystems. Take a console memory dump of both IMS subsystems using the z/OS DUMP command, as soon as possible before any other IMS subsystems join or leave the shared queues group. Save the memory dumps in case they are needed for diagnosis.

Module: DFSMNZ00

DFS0779E KEYWORD *keyword* OMITTED

or

ERROR FOR PROCLIB MEMBER *member_name*,
JOBNAME=*job_name*

or

STRUCTURE NAMES FOR EMHQ AND MSGQ SHOULD BE UNIQUE - STRUCTURE
NAME=*structure_name*

Explanation: IMS initialization encountered an error while processing either the DFSSQxxx PROCLIB member or the SHARED_QUEUES section of the DFSDFxxx PROCLIB member. Multiple DFS0779E messages can be issued if multiple errors are found. After issuing this message, IMS terminates with abend code 0071.

member_name

The name of the PROCLIB member or members that were being parsed. If shared queues parameters are coded in both DFSSQxxx and DFSDFxxx, both members are listed.

job_name

If applicable, the IMS control region job name.

structure_name

The structure name that was specified both for the message queue and the EMH queue structure.

keyword The name of a required keyword that was not found.

System action: IMS initialization terminates with abend code 0071.

System programmer response: Correct the shared queues parameters in either the DFSSQxxx IMS.PROCLIB member, or the SHARED_QUEUES section in the DFSDFxxx IMS.PROCLIB member, and restart IMS. Shared queues parameters can be specified in both of these locations. Parameters that are specified in DFSSQxxx override parameters specified in DFSDFxxx.

Module: DFSSQ012

Related information:

➡ IMS abend 0071

DFS0780I EOD WAS ENCOUNTERED WHILE REPOSITIONING DDNAME=xxxxxxx DURING XRST.

Explanation: End-of-data was encountered while repositioning a GSAM non-DASD data set during an extended restart operation.

System action: GSAM terminates with abend 0102.


Programmer response: Print type '18' log records used

for the restart to assist in problem determination.

Problem determination: 1, 4, 5, 8

Module: DFSZD210

Related information:

 IMS abend 0102

Chapter 2, "IMS problem determination," on page 13

DFS0781I ABEND cccc IN mmmmm...

Explanation: The variable *cccc* identifies the 4-digit user abend or pseudoabend, or the 3-digit system abend; *mmmm* is the CHANGEID information for the abending module. This information varies, depending upon the coding of the CHANGEID macro. Basically, the CHANGEID information contains the module name, assembly date and time, latest applied APAR number, and a variable character string identifying all the applied APARs.

This message is issued for *all* abends, whether a transaction retry is attempted. It is issued:

1. At the time of the initial failure, before a potential transaction retry.
2. At the time the failure recurs after a transaction retry attempt, if the retry results in a failure.

Note: The failure occurring on the transaction retry might not be the same as the original failure, although this should be an exceptional case.

System action: Even if a transaction retry is attempted, the system continues to terminate abnormally, providing the usual memory dumps, entries to the log tape, and collecting diagnostic information.

Operator response: No action is required.

System programmer response: Save the diagnostic information. Contact IBM Software Support for assistance.

Module: DBFTCMT9

DFS0782I NO INFO ABOUT ABENDING MODULE - R12 NOT POINTING CHANGEID

Explanation: When register 12 does not point to the CHANGEID information, this message is issued instead of DFS0781I, ABEND *ccc* IN *mmmm*.

If a non-IBM, IMS application program terminates abnormally, this message might be sent to the JES2 log. CHANGEID information is expected for IBM, IMS modules only.

System action: Even if a transaction retry is attempted, the system continues to terminate abnormally, providing the usual memory dumps, entries to the log tape, and collecting diagnostic information.

Operator response: (master terminal)No action is required.

System programmer response: If this is an IMS user abend or system abend, save all diagnostic information. Then contact IBM Software Support for assistance in problem determination.

If this is an application abend, see your installation procedure for handling application program abends.

Module: DBFTCMT9

DFS0783I NO INFORMATION ABOUT ABENDING MODULE - SDWA NOT AVAILABLE

Explanation: When the ESTAE process cannot obtain a system diagnostic work area (SDWA), this message is issued instead of DFS0781I, ABEND *cccc* IN *mmmm*.

System action: Even if a transaction retry is attempted, the system continues to terminate abnormally, providing the usual memory dumps, entries to the log tape, and collecting diagnostic information.

Operator response: No action is required.

System programmer response: Save the diagnostic information. Contact IBM Software Support for assistance.

Module: DBFTCMT9

DFS0784I TRAN ttttttt TO BE RETRIED-MSG nnnnn TERM xxxxxxxx jjjjjjj

Explanation: This message is issued when a failing transaction is eligible to be retried (possibly in a different dependent region). The variable *ttttttt* identifies the transaction code; *nnnnn* identifies the input sequence number associated with the failing transaction; *xxxxxxxx* identifies the originating terminal for the message associated with the failing transaction. The variable *jjjjjjj* identifies the job name of the dependent region in which the transaction failed.

System action: The system retries the transaction.

Operator response: No action is required.

Module: DBFTCMT9

DFS0785I TRAN ttttttt NOW IN RETRY -MSG nnnnn TERM xxxxxxxx jjjjjjj

Explanation: This message is issued when transaction retry is in progress. The variable *ttttttt* identifies the transaction code; *nnnnn* identifies the input sequence number associated with the failing transaction; *xxxxxxxx* identifies the originating terminal for the message associated with the failing transaction. The variable *jjjjjjj* identifies the job name of the dependent region in which the transaction is retried.

System action: The system starts to process the transaction to be retried and produces additional diagnostic information (detailed trace information) during the retry to facilitate problem analysis.

This diagnostic information is made available immediately after completing (successfully or unsuccessfully) the retried transaction. The diagnostic information is routed to a SYSOUT data set using the SYSOUT class specified in the MSGCLASS parameter of the JOB statement of the dependent region in which the transaction is retried.

Operator response: Ask the system programmer to collect the additional diagnostic information.

System programmer response: Collect the additional diagnostic information.

Module: DBFTCMT9

DFS0786I A SECOND ABEND OCCURRED DURING TRANSACTION RETRY

Explanation: This message is issued after an unsuccessful transaction retry, and follows message DFS0781I, ABEND *cccc* IN *mmm*.

Note: If transaction retry fails with an abend identical to the original failure, this information is provided twice: once when the failure occurs, and a second time when transaction retry reproduces the failure.

System action: The system again terminated abnormally while in the process of executing transaction retry.

Operator response: No action is required.

System programmer response: Save the diagnostic information. Contact IBM Software Support for assistance.

Module: DBFTCMT9

DFS0787I TRANSACTION RETRY WAS ATTEMPTED AND COMPLETED SUCCESSFULLY

Explanation: This message is issued at entry to the sync process of the retried transaction after a successful transaction retry.

System action: Sync processing continues for the retried transaction.

In this case, the system does not stop the transaction and overrides the action indicated in message DFS554A.

Operator response: No action is required.

System programmer response: Save the diagnostic information. If the error recurs, contact IBM Software Support for assistance.

Module: DBFTCMT9

Related information:

“DFS554A” on page 149

DFS0788I DYNAMIC ALLOCATION FOR TRACE DATASET FAILED - REASON CODE *nnnn*

Explanation: This message is issued when dynamic allocation fails for the trace data set. Reason code *nnnn* is explained in *z/OS MVS Programming: Authorized Assembler Services Guide (SA22-7608)*


System action: The system continues transaction retry without tracing, attempting to acquire the needed resource at the time of the next application program calls.

Operator response: No action is required.

System programmer response: No action is required.

Module: DBFTCMT9

Related reference:

 *z/OS: Interpreting error reason codes from DYNALLOC*

DFS0789I GETMAIN FAILED TO DYNAMICALLY ALLOCATE TRACE DATASET

Explanation: This is an informational message only.

System action: The system continues transaction retry without tracing, attempting to acquire the needed resource at the time of the next application program calls.

Operator response: No action is required.

System programmer response: No action is required.

Module: DBFTCMT9

DFS0790I OPEN FAILED FOR DYNAMICALLY ALLOCATED TRACE DATASET

Explanation: This is an informational message only.

System action: The system continues transaction retry without tracing, attempting to acquire the needed resource at the time of the next application program calls.

System programmer response: No action is required.

Master terminal operator response

No action is required.

Module: DBFTCMT9

DFS0791A PROCESSING OF HSSP HIC/PIC BY DB RECOVERY TERMINATED ABNORMALLY FOR AREA=xxxxxxx DD=yyyyyyyyy REASON CODE=zz

Explanation: This message is issued during execution of the Database Recovery utility when an error involving an HSSP Image Copy (HIC) or HSSP Partial Image Copy (PIC) occurs. The Database Recovery utility failed. The following reason codes indicate the cause of the problem:

Reason code

	Explanation
10	DD statement for Area xxxxxxx DD yyyyyyyyyy was missing in the JCL.
20	Utility was unable to open a DCB with DDNAME yyyyyyyyyy.
30	VSAM SHOWCB failed.
40	VSAM MODCB failed.
50	Either the date/time stamp in the second CI does not match the HIC/PIC time stamp, or the second CI indicates that the data set is not an image copy data set.
60	The PIC time stamps are not in chronological order.
70	The date/time-stamp does not match the stamp in the log record for any of the input HIC/PIC data sets.

Programmer response: For reason code 10, ensure that all required DD statements are supplied.

For reason code 20, use the memory dump to determine the cause of the open error (see *z/OS DFSMS Macro Instructions for Data Sets* for possible causes of failure).

For reason codes 30 and 40, contact your IBM representative.

For reason code 50, ensure that all HIC/PIC data sets used are valid.


For reason code 60, ensure that the PIC time stamps contained in SYSIN are in date/time sequence.

For reason code 70, ensure that SYSIN contains all needed HIC/PIC time stamps.

Problem determination: 2, 3, 4, 8, 20, 36, and listings of the RECON data sets.

Module: DBFUHIC0

Related reference:

 z/OS: OPEN--Connect Program and Data (BDAM, BISAM interface to VSAM, BPAM, BSAM, QISAM interface to VSAM, and QSAM)

Related information:

Chapter 2, "IMS problem determination," on page 13

DFS0792A DATABASE TARGET VSAM DATASET MUST BE EMPTY PRIOR TO RUNNING RECOVERY

Explanation: When running the Database Recovery utility, if the DDNAME specifies VSAM data set and a failure occurred during a previous run of the utility, then it might be necessary to delete and redefine the VSAM data set.

System action: Processing terminates with a nonzero return code.

Programmer response: Delete and redefine the VSAM data set that is being opened for output as the target data set.

DFS0793I THE TOTAL OTMA SEND-THEN-COMMIT(CM1) CONTROL BLOCKS (TIB) HAS DECREASED BELOW *mm*

| *or*

| **THE FLOOD CONDITION OF TOTAL OTMA INPUT MESSAGES (TIB) WAS RELIEVED**

Explanation: This message is issued during an OTMA message flood condition to provide status on the flood condition. The total number of uncompleted OTMA commit mode 1 (CM1) messages from all the OTMA clients is decreasing.

System action: Processing continues. An OTMA protocol message with the OK status is sent to all the OTMA clients.

System programmer response: The global OTMA message flood condition has been resolved. However, an individual OTMA member might still experience a flood condition.

Module: DFSYFD00

DFS794I APPLICATION NOT PERMITTED TO REASSIGN LTERM IT IS USING

Explanation: The /ASSIGN command was rejected because AOI programs are not permitted to reassign an LTERM that the application is using.

System action: The command is rejected. If the command was /ASSIGN LTERM PRIMARY, the primary master terminal assignment might have succeeded.

Programmer response: Redesign the AOI application program so that it does not issue an /ASSIGN command that reassigns an LTERM it is already using. The LTERM in the redesigned AOI program cannot be any of the following:

- The LTERM that originated the AOI transaction
- The destination LTERM to which the application is inserting messages

- The alternate destination LTERM to which the application is inserting messages

Module: DFSICL70

**DFS795I RESOURCE ACCESS FAILURE;
NOTIFY SYSTEM PROGRAMMER**

Explanation: The command was rejected because the command process detected a system error while attempting to access a resource. A request to use or lock a resource resulted in an unexpected return code.

System action: The command is rejected. If the command was /ASSIGN LTERM PRIMARY, the primary master terminal assignment might have succeeded.

Operator response: (master terminal) Notify the system programmer.

System programmer response: See the topic titled "IMS problem determination".

Problem determination: 1, 6, 36, 41

Module: DFSICL70

Related information:

Chapter 2, "IMS problem determination," on page 13

**DFS0796A IS NOT A VALID HALDB MASTER
OR PARTITION DATABASE,
REASON=*nn***

Explanation: One of the following errors was encountered:

Code (hex)

	Meaning
01	The DBD specified was not found in DBDLIB.
02	The DBD specified was found in DBDLIB but is not a HALDB DBD.
03	The specified HALDB DBD does not exist in RECON.
04	The specified HALDB partition does not exist in RECON.

System action: Processing continues if other HALDB master databases or partitions are to be processed and return code is set to 8.

User response: Check and correct the error condition indicated by the reason code.

Module: DFSUPNT0, DFSUPNT1

DFS0796I Reason Code = *rc message*

Explanation: An error occurred, indicated by *rc*, with an accompanying *message* issued by module DFSUPNT0. Each reason code has its own explanation and response. See the following reason codes and messages to further identify the type of error and appropriate action:

REASON = 01 DATABASE OR PARTITION NOT FOUND IN RECON - &DBNAME

The specified DBD, &DBNAME, does not exist in RECON.

System Action: Processing halts and return code is set to 8. Check and correct the error condition indicated by the message and reason code.

REASON = 02 DATABASE IS NOT A HALDB DBD OR PARTITION - &DBNAME

The specified DBD, &DBNAME, is not defined in RECON as a HALDB.

System action: Processing halts and return code is set to 8.

User response: Check and correct the error condition indicated by the message and reason code.

REASON = 03 DATABASE NOT FOUND IN DBDLIB - &DBNAME

The specified DBD, &DBNAME, is defined in RECON as a HALDB, but it was not found in DBDLIB.

System action: Processing halts and return code is set to 8.

User response: Check and correct the error condition indicated by the message and reason code.

REASON = 04 INITALL NOT ALLOWED FOR PARTITION - &DBNAME

A conflict resulting from a SYSIN statement specifying a partition name that is a partition of a HALDB master name &DBNAME which also appears in a different SYSIN statement.

System action: Processing halts.

User response: Remove the conflicting statements specifying partition names, if you want to initialize (INITALL) all of the HALDB partitions; or remove the INITALL statement from the DFSOVRDS data set to unconditionally initialize specific partitions. Remove the HALDB master name if no additional partitions existing in RECON and recorded as PINIT=YES (partition initialization required) are to be initialized.

Module: DFSUPNT0

DFS0797E The database PCB control blocks were incorrectly built for HALDB master database

Explanation: Validation of the PCB control blocks for the specified HALDB master database failed. This is an IMS internal error.

System action: Processing is halted.

Operator response: Call IBM Software Support to report this problem.

Module: DFSUPNT0, DFSUPNT1

```
DFS0798I   eee PROCESSING COMPLETE FOR
           jjjjjjj RC=0000
           RSN=00000000 ASCB=aaaaaaaa
           ASID=dddd
           TRC=ttttttttttttt:zzzzzzzz
```

Explanation: An end of memory (EOM) event for an IMS dependent region has been detected and processed.

In the message text:


```
eee       SSI call type: EOM (end of memory) or EOT
          (end of task)
jjjjjjj   Dependent region job name
aaaaaaaa   Dependent region ASCB (address space control
          block)
dddd      Dependent region ASID (address space
          identifier)
ttttttttt Trace string (IDTEOMTR or IDTEOTTR)
zzzzzzzz  Address of the IDT entry
```

System action: The results of EOM processing are displayed in the message. The region has terminated, clean up processing was successful, and the IDT and VTD entries for the region are cleared.

System programmer response: No action is required.

Module: DFSBCK00, DFSISI00, DFSVCI00

Related reference:

 End of memory codes from DFS0798I (Messages and Codes)

Related information:

“DFS0798W”

```
DFS0798W   eee PROCESSING COMPLETE FOR
           jjjjjjj RC=rrrr
           RSN=sssssss ASCB=aaaaaaaa ASID=dddd
           TRC=ttttttttttttt:zzzzzzzz
```

Explanation: An end of memory (EOM) event for an IMS-dependent region has been detected and processed.

In the message text:

```
eee       SSI call type: EOM (end of memory) or EOT
          (end of task)
rrrr      Return code
sssssss   Reason code
jjjjjjj   Dependent region job name
aaaaaaaa   Dependent region ASCB (address space control
          block)
```

dddd Dependent region ASID (address space identifier)

ttttttttttttt Trace string (IDTEOMTR or IDTEOTTR)

zzzzzzzz Address of the IDT entry

System action: The results of EOM processing are displayed in the message.

System programmer response: Contact IBM Software Support for help.

Module: DFSBCK00, DFSISI00, DFSVCI00

Related information:

“DFS0798I”

```
DFS0799E   rgntype REGION jobname BEING
           TERMINATED AT CONTROL REGION
           END OF MEMORY
```

Explanation: The control region address space ended before a subordinate address space (DL/I or DBRC) was properly shut down. IMS detects this condition and abnormally terminates the surviving region with user abend 0150. This is an unusual condition, and might occur when the FORCE command is issued against the control address space, or the control address space is terminated without completing resource cleanup. If you receive this message, be aware that some IMS-allocated resources such as common storage might not have been freed from the prior IMS instance. This condition might require an IPL of your z/OS system to recover or release these resources.

In the message text:

rgntype The address space type of the region being abnormally terminated, which is either DL/I or DBRC.

jobname The job name of the DL/I or DBRC region begin abnormally terminated.


System action: IMS schedules the abnormal termination of the indicated address space. The address space terminates with abend 0150.

Operator response: Before restarting IMS, ensure that the DL/I or DBRC address space indicated by *rgntype* terminates. If the region does not terminate, attempt to cancel it from the console. This message indicates that IMS resource cleanup might have been skipped or only partially completed. This is likely if the FORCE command was issued against your IMS control region. When you received this message, you might encounter storage shortages or other resource-related problems, which might require an IPL of the z/OS system.

Problem determination: 27

Module: DFSRSMR0

Related information:

 IMS abend 0150

DFS0800I

Chapter 2, "IMS problem determination," on page 13

DFS0800I AWAITING NOTIFICATION FROM SUBSYS xxxxxxxx

Explanation: IMS attempted to connect to the subsystem specified by xxxxxxxx. The connection failed because the specified subsystem either was not active or could not respond to the connection attempt. A notify message was queued by the specified subsystem. When the subsystem becomes active and can connect, the subsystem issues an internal MODIFY command (notify message) to IMS where the connection process is attempted again.

System action: The IMS subtask TCB attached for the specified subsystem waits for an internal MODIFY command to attempt the connection process again. Until the internal MODIFY command is issued, a /STA Subsys for xxxxxxxx does not work, and a DFS058I message is issued with CCC COMMAND COMPLETED EXCEPT xxxxxxxx text.

Programmer response: Restart the specified subsystem to issue the internal MODIFY command. The connection process is then attempted again.

This error might occur if the subsystem that is trying to issue the MODIFY command does not have the authority to issue the command. Check your z/OS system log (SYSLOG) for security errors to determine if this is the cause of the problem. If it is, correct the problem and then restart the specified subsystem.

Module: DFSESI30

Related information:

"DFS058I" on page 38

Chapter 20. DFS messages, DFS0801I - DFS0850W

This topic contains the following messages:

DFS0801I **SUBSYSTEM CONNECTION FOR
xxxxxxx COMPLETE**

Explanation: IMS has successfully connected to the external subsystem *xxxxxxx*, which was defined in the SSM member for subsystem connection.

System action: A subsystem-to-subsystem connection exists between IMS and the specified subsystem.

Module: DFSESI30

DFS0802I **CANCEL COMMAND REJECTED BY
IMS, USE /STOP REGION COMMAND
TO STOP IMS DEPENDENT REGION,
JOBNAME=zzzzzzzz**

Explanation: IMS intercepts all cancel commands for its dependent regions to avoid a possible abend 0113. *zzzzzzzz* is the name of the job that encountered the problem.

System action: Command is ignored.

Operator response: Enter the proper /STOP REGION command to IMS if you want to stop the IMS-dependent region.

Module: DFSISI00

DFS0803A **NO STATS RECORDS FOUND AT END
OF INPUT**

Explanation: HISAM reload module did not encounter any statistical records at end of input from HISAM unload. This message is issued along with a statistical report to show statistics accumulated from the input for diagnostic purposes.

System action: Abnormally terminates with a return code 8.

Programmer response: A probable cause of this error is using the first volume of a multi-volume set of input and thus causing the reload module to encounter data at end of input, rather than statistical records.

Input from an unload that had abnormally terminated can also cause this condition.

Problem determination: 2, 3, 8, 18, 36

Module: DFSURRL0

Related information:

Chapter 2, "IMS problem determination," on page 13

DFS0804I **CANCEL COMMAND REJECTED BY
IMS, /MODIFY COMMIT COMMAND
IN PROGRESS, JOBNAME = xxxxxxxx**

Explanation: IMS does not allow a CCTL or ODBA connected address space to be canceled while a /MODIFY COMMIT or INITIATE OLC PHASE(COMMIT) command is in progress.

System action: The command is ignored.

Operator response: (master terminal)

Reissue the CANCEL command after the /MODIFY COMMIT or INITIATE OLC PHASE(COMMIT) completes.

Module: DFSISI00

DFS0805I **CANCEL COMMAND REJECTED BY
IMS. JOBNAME=nnnnnnnn HAS
ACTIVE ODBA THREADS. ODBA
ID=iiiiiii**

Explanation: IMS intercepts all cancel commands that target an address space connected to IMS. The command is rejected because there are active ODBA threads.

In the message text:

nnnnnnnn

The job or task name.

iiiiiii

The ODBA identifier to IMS returned by a /DIS CCTL ALL command.

System action: The command is rejected. After the CANCEL command is issued, no new threads will be allowed to start from the target address space until the connection to IMS has terminated.

Operator response: Allow the active threads to complete, then reissue the CANCEL command.

Module: DFSISI00

DFS0806I **NO DBCTL MULTI-SEGMENT
COMMAND BUFFERS AVAILABLE**

Explanation: In a Database Control (DBCTL) environment, you can perform multi-segment command processing from a maximum of eight consoles at a time. This message appears when eight consoles are currently in the multi-segment processing state.

System action: The command segment is ignored.

Programmer response: Try again later. If repeated

attempts fail, other consoles might be in multi-segment command mode and are unaware of it. Enter a command recognition character (CRC) from one of these other consoles.

Module: DFSIS120

**DFS0807I DBCTL MULTI-SEGMENT
COMMAND BUFFER OVERFLOW**

Explanation: In a DBCTL environment, a multi-segment command can have a maximum length of 241 characters. This number includes the leading command recognition character (CRC) in the first segment, but not does not include CRCs in other segments. The segments entered from the console are internally concatenated. If the concatenated segments of the command exceed the 241 character maximum, this message appears.

System action: The segment that caused the command to exceed maximum length is discarded. All previous segments remain internally concatenated.

Programmer response: Terminate the in-progress command by entering a shorter final segment. A single CRC entered at the console is a valid final segment.

Module: DFSIS120

**DFS0808W IMS region *region-id* (in IMS back-end
aaaaaaaa) has been in
wait-syncpoint | *wait-RRS* status for OTMA
client *yyyyyyyy* and *tpipe* *zzzzzzzz* for *xx*
minutes.**

Explanation: The region indicated in the messages has been in a wait-syncpoint condition for *xx* minutes. The information in the message is as follows:

```

aaaaaaaa      IMS name
yyyyyyyyyy   OTMA client name
zzzzzzzz    The transaction pipe name
xx           Time in minutes that the region has been in a
            wait state
    
```

System action: The IMS region remains in the wait-syncpoint condition until the needed ACK or NAK response is received, or until an IMS command is issued to stop the waiting.

Programmer response: Check the OTMA client application to find out why a required ACK or NAK is not sent to IMS OTMA.

Module: DFSYMEM0

**DFS0809E IMS region *region-id* (in IMS back-end
aaaaaaaa) has timed out for OTMA client
yyyyyyyy *tpipe* *xxxxxxx* for *nn* seconds.**

Explanation: OTMA detected a timeout for a transaction running in a dependent region for a CM1 message. The information in the message is as follows:

```

aaaaaaaa      IMS name
yyyyyyyyyy   OTMA client name
xxxxxxx      The transaction pipe name
nn           Time in seconds that the region has been in a
            wait state
    
```

System action: For MPP regions, IMS terminates the transaction abnormally and issues an abend 0119.


For IFP regions, the action depends on the shared queue environment.

- Without shared queues, or with shared queues but when processing a local transaction (originating on processing IMS), no abend is issued. IMS backs out the updates and sends a deallocate abnormal flow to the end-client.
- For IFP regions, operating in a shared queue environment and processing as a back-end (message origin is not the processing IMS), an abend 0119 is issued.

Programmer response: Check the OTMA client application to determine why the required ACK or NAK response is not sent to IMS OTMA.

Module: DFSYMEM0

Related information:

 IMS abend 0119

**DFS810A IMS (DCCTL) READY *yyyydddllhmmmsst*
*jobname.stepname***

Explanation: IMS initialization has successfully completed. An appropriate /NRESTART or /ERESTART command should be entered to tell IMS what restart processing is required. When (DCCTL) is displayed in the message, the DCCTL environment has been initialized.

System action: Waits for /ERESTART or /NRESTART command.

Operator response: (master terminal) Enter an /ERESTART or /NRESTART command.

Module: DFSCINB0

**DFS0811A UNABLE TO OBTAIN GGG
GIGABYTES OF 64-BIT STORAGE FOR
THE ACB POOL. REASON=*xxxx***

Explanation: You specified the ACBIN64 parameter to create a 64-bit storage pool for ACB members. The size

of the storage request is GGG gigabytes. IMS control region initialization attempted to obtain this 64-bit storage pool, but storage was not available for the reason specified in xxxx.

System action: IMS initialization continues without the ACB members in 64-bit storage.

Operator response: The explanations of the reason codes are in the following z/OS publications:

z/OS MVS Assembler Services Reference IAR-XCT

(SA22-7607)

z/OS MVS Authorized Assembler Services Reference

LLA-SDU (SA22-7611)

Determine the appropriate response based on the reason code. If the reason code indicates that there was not enough storage available, verify the amount of 64-bit storage available and adjust the requested amount.

Problem determination: 1, 3, 4, 5, 36

Related reference:

➡ z/OS: IARST64 64-bit storage services

➡ z/OS: IARST64 return and reason codes

Related information:

Chapter 2, "IMS problem determination," on page 13

DFS812I PERMANENT I/O ERROR ON JOBLIB/LPALIB

Explanation: While searching PDS directories for JOBLIB or SYS1.LPALIB, a permanent I/O error occurred.

Programmer response: Ensure that JOBLIB allocation for the region is correct. If it is correct, contact your IMS system programmer for assistance.

Module: DFSIINI0

DFS813I BLDL FAILED FOR FOLLOWING JOBLIB/LPALIB

Explanation: While searching the PDS directories for JOBLIB or SYS1.LPALIB, modules required to support IMS could not be found. Module names follow the message.

Operator response: Notify the system programmer responsible for IMS.

Module: DFSIINI0

Related reference:

➡ z/OS: BLDL-Build a directory entry list (BPAM)

DFS814I INITIALIZATION FAILED FOR FOLLOWING LINEGROUPS

Explanation: While initializing the line groups for the communications facility of IMS, IMS found that one or more line groups could not be initialized. A message listing the ddnames of the line groups involved and the reason they could not be initialized follows this message. Possible reasons for unsuccessful initialization include:

ddname **Reason**

ddname.ALLOC

An incorrect device type has been allocated to this DD statement. When the *ddname* is for a spool device, JES SPOOL DATASET (SYSOUT) might be incorrectly specified for at least one DD statement in the line group. This message is issued once for each DD statement in the line group, even if only one DD statement has an incorrect specification.

ddname.DUMMY

The first statement in a line group was specified as DD DUMMY.

ddname.NOFND

The DD statement was not present.

ddname.NOTSP

IMS-issued I/O operations do not support PDSW, HFS, or any other extended-format data sets.

ddname.STORG

There is not enough storage in subpool 0 to initialize the EXCP process.

ddname.UNIT

The DD statement does not point to a valid CTC device.

Operator response: (master terminal) Ensure that those line groups not initialized were intentionally not initialized. If line groups which should have been initialized were not, bring this message to the attention of the system programmer responsible for IMS.

Module: DFSIINB0

DFS815I UNABLE TO OPEN LINEGROUPS

Explanation: During initialization of the control region, it was not possible to open any communication line groups. The reason might be improper allocation or lack of allocation for any line groups.

Programmer response: Ensure that line groups are allocated using correct *ddnames* as shown in output from Stage 2 of IMS system definition.

Module: DFSIINB0

DFS816A NOP ISSUED TO 7770-3 LINE *aaa*.
REQUEST DID NOT COMPLETE IN 15
SECONDS. REPLY 'POST' OR 'RETRY'.

Explanation: The 7770 line with a unit address of *aaa* had a NOP request issued which failed to complete during initialization.

System action: Waits for reply.

Operator response: (master terminal) Replies can be uppercase or lowercase. A reply of POST causes the line to be posted unusable; a reply of RETRY causes the operation to be retried.

Module: DFSII030, DFSXCIC0, DFSXLGI0

DFS817A NOP ISSUED TO 7770-3 LINE *aaa*.
CONTROL IS NOT OPERATIONAL.
REPLY 'POST' OR 'RETRY'.

Explanation: The 7770 control unit with line address *aaa* is offline.

System action: Waits for reply.

Operator response: Replies can be uppercase or lowercase. A reply of POST causes the line to be posted unusable. If the operation is to be retried, place the control unit online before replying RETRY. A reply of RETRY causes the operation to be retried.

Module: DFSII030

DFS818A NOP ISSUED TO 7770-3 LINE *aaa*.
RESULT WAS I/O ERROR *cccc,ss,ee,ii*.
REPLY 'POST' OR 'RETRY'.

Explanation: An I/O error occurred.

In the message text:

Code	Meaning
<i>aaa</i>	The line control unit address
<i>cccc</i>	The CSW status
<i>ss</i>	The sense status
<i>ee</i>	The DECB DECERRST field
<i>ii</i>	The IOB IOBINCAM field

System action: Waits for reply.

Operator response: Replies can be uppercase or lowercase. A reply of POST causes the line to be posted unusable; a reply of RETRY causes the operation to be retried.

Module: DFSII030

DFS819I YOUR REPLY TO THE LAST
MESSAGE WAS INVALID. PLEASE
TRY AGAIN

Explanation: The operator gave an invalid reply to one of the following messages: DFS816A, DFS817A, or DFS818A.

Operator response: Wait for the appropriate message above to be reissued, and then retry your reply.

Module: DFSII030

Related information:

"DFS816A"

"DFS817A"

"DFS818A"

DFS0820W PARTITION INITIALIZATION ERROR
ENCOUNTERED FOR MASTER
DATABASE *mdbname*, DLI STATUS
CODE= *dlistatus*

Explanation: An error was encountered that prevented the initialization of all the partitioned data sets.

System action: Processing continues. The return code is set to 4.

User response: Check the DBDGEN for errors. Verify that all the HALDB master partition data sets have been correctly defined.

Module: DFSURPR0

DFS821I NO DATA BASE DIRECTORIES
DEFINED

Explanation: At system definition time, no databases were defined to the system. Therefore, no database directory initialization is required.

System action: Processing continues.

Module: DFSIIND0

DFS822I NO ALLOCATION FOR DDN
'IMSACBx' IN (CTL|DLS) ADDRESS
SPACE.


Explanation: The ACBLIB data sets must be defined in the JCL used to start IMS. The DDNAMEs used to define ACBLIB are IMSACBA and IMSACBB. *x* is either A or B, indicating the missing JCL DD statement. DLS is included in this message if the error was detected in the DL/I subordinate address space. In a DL/I subordinate address space environment, both the control region and JCL must define ACBLIB.

System action: IMS terminates with abend 0071 or 0821.

Programmer response: Check the JCL to ensure proper allocation per the IMS system definition information.

Module: DFSRDB30

Related concepts:

 Other system data set failures (Operations and Automation)

Related information:

➤ IMS abend 0071

➤ IMS abend 0821

**DFS823I UNABLE TO OPEN DDN 'IMSACBx'
IN (CTL|DLS) ADDRESS SPACE.**

Explanation: A permanent I/O error might have occurred during OPEN. $x=A$ or B depending upon whether IMSACBA or IMSACBB is active. DLS is included in this message if the error occurred in the DL/I subordinate address space.

System action: IMS terminates with abend 0071 or 0821.

Programmer response: Ensure that ddname IMSACBx is allocated properly and that the data set specified at IMS system definition time exists. $x=A$ or B .

Problem determination: Check the JCL to ensure proper allocation per the IMS system definition information.

Module: DFSBIND0, DFSIIND0

Related concepts:

➤ Other system data set failures (Operations and Automation)

Related information:

➤ IMS abend 0071

➤ IMS abend 00821

**DFS824I DFS824I PDS DIRECTORY READ
ERROR DDN 'IMSACB ' RC= xx
RSN= yy**

Explanation: An I/O error has occurred while trying to read the PDS directory for ddname IMSACBx. The return code from the call to the BLDL macro is shown as xx , and the reason code is yy .

System action: IMS terminates with abend 0071 or 0821.

Programmer response: Check the JCL to ensure proper allocation per the IMS system definition information.

Problem determination: See message DFS823I.

Module: DFSBIND0, DFSRDB30

Related concepts:

➤ Other system data set failures (Operations and Automation)

Related reference:

➤ z/OS: BLDL completion codes

Related information:

“DFS823I”

➤ IMS abend 0071

➤ IMS abend 0821

**DFS825I BLDL FAILED FOR ALL DEFINED
DATA BASE DIRECTORIES**

Explanation: No valid directory entries for databases named at IMS system definition time could be found on the data set allocated to ddname IMSACB.

System action: IMS terminates with abend 0071 when dynamic resource definition (DRD) is not enabled. When DRD is enabled then IMS continues to restart but does not process programs (PDIRs).

Operator response: (master terminal) Contact your IMS system programmer.

Programmer response: Ensure that at least one DBDGEN for the defined system has been run and that it is placed in the ACBLIB data set defined by ddname IMSACB. If DBDs exist in the IMSACB library, validate that the IMSACB library is built at the same IMS level as the IMS execution library.

Problem determination: Message DFS826I contains a list of reasons for which the directory entries might have been invalid.

Module: DFSRDB30

Related concepts:

➤ Other system data set failures (Operations and Automation)

Related reference:

➤ z/OS: BLDL completion codes

Related information:

“DFS826I”

➤ IMS abend 0071

**DFS826I BLDL FAILED FOR FOLLOWING
DBDs:**

or

xxx DBD ERRORS SENT TO JOB LOG

or

xxx DBD ERRORS SUPPRESSED

Explanation: The first form of this message is repeated as DBD names are listed that were not found or did not meet requirements on ACBLIB. A reason follows each name.

Name	Meaning
NOFND	Not found

DFS827I • DFS830I

NOTPS

A DBD was defined as a PSB at IMS system definition.

NOBUF

Buffer size was zero.

ALIAS Alias names are not allowed.

NOTDM

A PSB was defined as a data management block at IMS system definition.

NOTCP

Not compatible

No programs or transactions which use the named databases or PSBs are scheduled for execution by IMS.

In the second form of this message, *xxx* is the number of DBD errors.

IMS issues the third form of this message if you specified MSG0826=SUPPBLDL in the DFSDFxxx PROCLIB member. DFS826I messages are not sent to the job log.

System action: IMS continues running if running in either a CTX or CTL type IMS region. IMS abends with abend 0821 if running in a DBB type IMS region.


Programmer response: For the first form of this message, no action is required. No programs or transactions which use the named databases or PSBs are scheduled for execution by IMS. For NOTCP, an ACBGEN must be done.

For the second form of this message, see the job log for all DFS826I messages.

Problem determination: See the IMS system definition information.

Module: DFSBIND0, DFSIIND0

Related information:

 IMS abend 0821

DFS827I DYNAMIC PSB *psbname* BLDL FAILED-aaaaa

Explanation: The BLDL for the PSB indicated by *psbname* in the message failed for the reason specified by one of the following codes, *aaaaa* in the message text:

Name	Meaning
------	---------

IOERR	I/O error reading the directory
-------	---------------------------------

NOFND	Member not found
-------	------------------

CONCT	Member is in first concatenation.
-------	-----------------------------------

ALIAS	Member is an alias.
-------	---------------------

NOTPS	Member is not really a PSB.
-------	-----------------------------

NOBUF	No buffer size was available.
-------	-------------------------------

NOTCP

Not compatible

System action: IMS continues running.

Programmer response: No programs or transactions that use the named databases or PSBs are scheduled for execution by IMS.

Problem determination: See the IMS system definition information.

Module: DFSDBLI0

DFS828I WARNING: *xxxx* POOL NOT CREATED

Explanation: The pool named *xxxx* has not been created because both the IMS system definition and override values on the EXEC statement are zero for the named pool.

System action: IMS continues initialization, but the named pool does not exist during the IMS run.

Programmer response: Make sure that the named pool is not needed for the IMS installation configuration.

Problem determination: 1, 8, 10

Module: DFSDOBI0, DFSIINS0

Related information:

Chapter 2, "IMS problem determination," on page 13

DFS829I NO PROGRAM DIRECTORIES DEFINED

Explanation: At system definition time, no programs were defined to the system. Therefore, no program directory initialization was required. Also, no database directory initialization is done.

Problem determination: Check system definition Stage 2 output.

Module: DFSIIND0

DFS830I BLDL FAILED FOR FOLLOWING PSBs;

or

xxx PSB ERRORS SENT TO JOB LOG

or

xxx PSB ERRORS SUPPRESSED

Explanation: The first form of this message is repeated as PSB names are listed that were not found or did not meet requirements on ACBLIB. A reason follows each name. See message DFS826I.

For the second form of this message, more than ten PSB errors were found; *xxx* is the number of PSB errors found.

System action: IMS continues running if running in either a CTX or CTL type IMS region. IMS terminates with abend 0821 if running in a DBB type IMS region.

Programmer response: For the first form of this message, note that no programs or transactions that use the named PSB are scheduled for execution by IMS.

For the second form of this message, see the job log for all DFS830I messages.

IMS issues the third form of this message if you specified MSG0830=SUPPBLDL in the DFSDFxxx PROCLIB member. DFS830I messages are not sent to the job log.

Module: DFSBIND0, DFSIIND0

Related reference:

➡ z/OS: BLDL completion codes

Related information:

“DFS826I” on page 227

DFS831I BLDL FAILED FOR ALL DEFINED PROGRAM DIRECTORIES

Explanation: No valid directory entries for programs defined during IMS system definition were found in the ACBLIB data set allocated to ddname IMSACB.

During initialization, the PSBs defined during IMS system definition, or defined in the CICS program directory (PDIR), are loaded and validated. At least one valid PSB must be found in ACBLIB. If no PSBs, or no valid PSBs are found, message DFS831I is issued.

System action: IMS terminates with abend 0071.

Operator response: (master terminal) Make sure that no message regions were going to be run. If yes, contact your IMS system programmer for assistance.

Programmer response: Check the JCL for proper allocation. In addition, ensure that at least one PSBGEN for a non-DOPT PSB was run, and that the PSB is placed in the ACBLIB data set defined by ddname IMSACB.

Module: DFSRDB30

Related concepts:

➡ Other system data set failures (Operations and Automation)

Related information:

➡ IMS abend 0071

**DFS0832I ABEND Uwww REASON CODE xxxx
yyyy PARTITION | DATABASE zzzzzzzz**

Explanation: Use this message to assist in debugging problems that cause an IMS abend. This message is issued when an abend condition is detected by module DFSDLA00 or DFSFDMP0. This condition can be caused by either:

- A nonzero return code on a partition selection or validation.
- A pseudoabend set by module DFSDLR00, DFSDDLE0, DFSDXMT0, DFSDDL00, DFSRBOI0, DFSFXC50, or DFSRCHB0.

In the message text:

www The pseudoabend code.

xxxx One of the following:

- The reason code for HALDB abends, or N/A for non-HALDB abends.
- One of these detected IMS abends:
0776
0880
3303
3498

For these abends, the reason code is *yyyy* and it is related to a problem that was detected while processing a HALDB.

yyyy If *xxxx* (the abend) is not one of the above, the value of *yyyy* is N/A. Otherwise, it is one of the following reason codes:

- 4001** No more partitions are defined
- 4014** A HALDB was defined as non-registered in the DFSDFxxx PROCLIB member but was found to be registered in the RECON data set.
- 4020** DB authorization error (data unavailable)
- 4025** DB unload action error
- 4026** DB initialization action error
- 4032** Partition unavailable due to a migrated data set.
- 4059** The access level is not compatible with the intent level
- 8001** Target partition requires initialization
- 8010** Target partition not found
- 8011** An invalid key for a partition was found.
- 8031** Open DMB failure
- 8051** User partition selection failed
- C001** Non-partitioned DB access
- C002** Partitions not active
- C003** Partition stopped
- C004** Partition structure terminating
- C005** Partition structure not initialized
- C006** Partition structure rebuild failed
- C009** ILDS DSG not provided
- C010** Unusual structure status
- C030** Invalid authorization reason code
- C031** Partition open error
- C040** Invalid partition DDIR
- C041** Invalid partition set operation
- C042** Unable to allocate PSETE storage
- C043** Invalid partition set selection action
- C050** User selection exit not invoked
- C060** Invalid function code
- C070** Buffer handler byte locate failed
- C071** Buffer handler locate by key failed

- C072 Error occurred during processing against the indirect list data set (ILDS).
- C073 Buffer handler mark altered failed
- C074 Buffer handler byte locate & mark altered failed
- C075 IRLM root lock request (GRID) failed
- C076 Request to obtain BCB storage (BCBGET) failed
- C077 Refresh OLR cursor request failed

PARTITION | DATABASE

If HALDB, PARTITION. If non-HALDB, DATABASE.

zzzzzzzz

The DBD name for one of these:

- HALDB partition
- HALDB master
- Non-HALDB database

or NOTAPPLI if no DBD is available.

System action: The application program is terminated.

Programmer response: Correct the situation that caused the application to terminate.

| **Module:** DFSDLA00, DFSFDMP0

DFS833I INSUFFICIENT (CTL PRIVATE | COMMON SYSTEM) MEMORY FOR RESIDENT INTENT LISTS

Explanation: There was not enough storage to make intent lists resident. The storage requested was either for space within the region or for space in the common system area (CSA). The latter case implies that the DL/I subordinate address space option has been selected.

System action: No intent lists are made resident.

Programmer response: Increase the IMS region size if the message specifies "private".

Module: DFSIIND0

DFS834I INSUFFICIENT (COMMON SYSTEM | DLS PRIVATE) MEMORY FOR RESIDENT PSBS

Explanation: There was not enough storage to make PSBs resident. The storage requested was either for space within the common system area (CSA) or from DL/I subordinate address space private memory (DLS).

System action: No PSBs are made resident.

Programmer response: Either provide more space in the area where the space is obtained or make fewer PSBs resident.

Module: DFSIIND0

DFS835I INSUFFICIENT (COMMON SYSTEM | DLS PRIVATE) MEMORY FOR RESIDENT DMBS

Explanation: There was not enough storage to make specified data management blocks resident. The storage requested was either for space within the common system area (CSA) or from DL/I subordinate address space private memory (DLS).

System action: No data management blocks are made resident.

Programmer response: Either provide more space in the area where the space is obtained or make fewer data management blocks resident.

Module: DFSIIND0

DFS836I THE FOLLOWING SHARED DMBS NOT FOUND IN THE LIBRARY

Explanation: While initializing database directories, an entry for one or more shared index data management blocks could not be located in the ACBLIB. The affected entries are listed after the header.

System action: All listed databases are stopped permanently and initialization continues.

Operator response: Notify the IMS system programmer of the condition.

Programmer response: Reconstruct the affected entries in the ACBLIB, using the IMS ACB utility.

Module: DFSIIND0

DFS837I SHARED INDEX NOT DEFINED DMB *dbdname*

Explanation: The named database was part of a shared index DMB in the ACBLIB but had not been defined to the IMS system during the IMSGEN process.

System action: All databases forming the shared index group are permanently stopped and initialization continues.

Operator response: Notify the IMS system programmer of the condition.

Programmer response: Correct the affected entries in the ACBLIB.

Module: DFSIIND0

DFS838I I/O ERROR READING SHARED INDEX LIST FOR DMB *dbdname*

Explanation: The named database was a shared index. While trying to read the index list from the ACBLIB, a permanent I/O error occurred.

System action: The affected database is permanently stopped, and initialization continues.


Operator response: Notify the system programmer of the condition.

Programmer response: Correct the condition causing the I/O error.

Problem determination: Check the system console or the log record, or both, for information about the cause of the I/O error.

Module: DFSBIND0, DFSIIND0

Related concepts:

 Other system data set failures (Operations and Automation)

DFS0839I DATA BASE BUFFER POOL NOT PURGED

Explanation: A database buffer was not purged after an abend because:

- DL/I was active at time of abend.
- No STAE work area was provided.
- The PSB had update intent but the log was DD dummy.
- The buffer handler gave a bad return code on the purge call.
- The GETMAIN for save areas failed.
- The buffer handler was not in storage.

System action: IMS terminates abnormally.

Module: DFSFLST0

DFS0840I INDEX ERROR (*dbdname*) (*status code*) (*first 45 bytes of key*)

Explanation: An error condition was encountered by the index maintenance function. The message shows the *dbdname*, the *status code*, and the first 45 bytes of the key. The status code can be NE, NI, NO, or BLANK.

Code Meaning

NE An attempt was made to delete an index record, but the record did not exist. This might be a valid condition if the secondary index was processed as a database and some secondary index entries were deleted. If the source segment is deleted and its index entry is not present, the NE status code is the result. The DFS0840I message is sent for information purposes, but since this might be a valid condition, a BLANK status code is returned to the application program. See the description of the NE status code in the DL/I status code information.

You can suppress the DFS0840I message by specifying ISSUE840=NO on an OPTIONS statement in the DFSVSMxx PROCLIB member.

NI Either a data set could not be opened or there was a duplicate segment in a unique secondary index. If a data set could not be

opened, the message is preceded by a DFS0730I message and followed by a 0826 pseudoabend or real abend. If there is no preceding DFS0730I message, then there is a duplicate segment in a secondary index. If it is possible to back out prior changes for the call, this message is suppressed. Only the NI status is returned to the application program. If it is not possible to back out other changes for the call, or if ISSUE840=YES has been specified on an OPTIONS statement in the DFSVSMxx member, this message is displayed and is followed by a 0828 pseudoabend or real abend. For additional information, see the descriptions of the NI status code in the DL/I status code information.

The conditions which do not support backing out prior updates for the call are:

- The execution environment is batch and does not use a DASD log with BK0=YES specified on the PARM field of the JCL EXEC statement.

NO An I/O error was detected. This message should be preceded by a VSAM error message which describes the error. A database recovery might be necessary. The NO status is returned to the application program. If it is possible to back out prior changes for the call (see details below), this message is suppressed. If it is not possible to back out prior changes for the call, this message is displayed and is followed by a 0826 pseudoabend or real abend. See the description of the NO status code in the DL/I status code information.

BLANK

An unexpected return code was received from a call to the buffer handler. In this case, the message should be accompanied by a 0825, 0826, or 0829 pseudoabend or real abend.


System action: Described above.

Programmer response: See the status code descriptions or abend explanations.

Problem determination: 4, 36


Module: DFSDXMT0


Related reference:


 DL/I status codes (Messages and Codes)

Related information:

“DFS0730I” on page 193

 IMS abend 0825

 IMS abend 0826

 IMS abend 0829

Chapter 2, “IMS problem determination,” on page 13

DFS0841I SAF INTERFACE ERROR. SAF RC=*nn*,
 RACROUTE=*racf-function*,
 RETURN=(*yy,zzz*)

Explanation: A RACROUTE call received a failing return code (RC=*nn*) from the SAF interface during initialization processing. The failing RACROUTE function was *racf-function*. The security product return code is *yy*, and the reason code is *zzz*.

System action: If the error occurs in the control region, IMS initialization terminates with an abend 0071. If the error occurs in the DLISAS region, IMS initialization terminates with an abend 0029.

Programmer response: If this a problem with the installation of RACF, analyze the return and reason codes for *racf-function* in *z/OS Security Server RACROUTE Macro Reference (SA22-7692)*.

To bypass all RACF checking for online IMS systems, modify the z/OS program properties table for DFSMVR0 as described in *z/OS MVS Initialization and Tuning Reference (SA22-7592)*.

Problem determination: 1,3,4,6

Module: DFSXRAC0

Related reference:

➔ z/OS: RACROUTE return codes and reason codes

➔ z/OS: z/OS system tailoring

Related information:

➔ IMS abend 0029

Chapter 2, "IMS problem determination," on page 13

DFS0842I OSAM DATASET CANNOT BE
 EXTENDED, REASON=*X, Z,dbdname*
ddname, dsname

or

**OSAM DATA SET NEAR MAX EXTENTS (NN OF
 60), RSN=*X, Z, dbdname*
*ddname, dsname***

Explanation: OSAM was unable to extend the named data set, or the total number of extents allocated for the data set is 55 or more, nearing the maximum allowance of 60. A two line message, each numbered DFS0842I, is issued. The first line indicates why the data set is not extendable or the total extents allocated so far. It also contains the *dbdname*. The second line contains the *ddname* and the *dsname*.

In the message text:

X The reason code that identifies the error condition

Z The hexadecimal error subcode
dbdname

The database name

ddname The data definition name

dsname The data set name

One of the following reason codes (X) identifies the error condition. The first word in the description is the label name where the error was detected. Conditions 1, 2, and 3 occur only in a data sharing environment when the data set was extended on another subsystem. The subsystem with the error was unable to perform a similar extension.

X reason code

Error condition

- 1 DSEXTEND, the DCB for this data set, was marked nonextendable.
- 2 DSXT0350 The volume serial number for the new extent does not match the volume serial number broadcast by the extending subsystem.
- 3 DSXT0360 An error occurred while processing an OSAM TCLOSE function for the data set. A TCLOSE is the closing and reopening of the data set to acquire new extent information.
- 4 LCREAT10 An error condition was returned from the LCTSRCH routine. This problem might have been caused by an I/O error on the data set.
- 5 LCREAT30 An attempt to get another extent for the data set using the OSAM end-of-volume routine resulted in one of the following two conditions:
 - The end-of-volume routine failed. The data set could not be enlarged and another extension could not be allocated.
 - The end-of-volume routine was successful, but the total number of extents used is 55 or more, nearing the allowable maximum of 60.
- 6 LCREAT40 An attempt to obtain a buffer for the requested block failed. This problem might have been caused by I/O errors on one of the OSAM data sets sharing the same set of buffers.
- 7 LCREAT70 An I/O error was received during the format logical cylinder operation.

Z subcode is returned in DCBWRK1+3 by modules DFSAOSF0 or DFSAOS10. This subfield of the message is only used for a message that contains reason code 5.

Z subcode (hex) - set by module DFSAOSF0:

Meaning

- 01 Data control block (DCB) marked unusable.
- 02 DCB is DD dummy data set.
- 03 DCB is not open.
- 04 Data extension block (DEB) has reached maximum size.

- 05 Data set not extendable, or secondary allocation is not permitted.
- 06 Insufficient volumes.
- 07 An error occurred while locating the current volumes extents. The return code from the OSPLIT subroutine is 4 in register 15.
- 08 An error occurred while converting an OSAM data extension block (DEB) to an MVS DEB. The return code from the OSDEB subroutine is 4 in register 15.
- 09 An error occurred while constructing an OSAM DEB. The return code from the OSAMDEB subroutine is 4 in register 15.
- 0A DEB/DCB validation check failed.
- 0B This call is not for an EOVS call request.
- 0C An error occurred while locating the current volumes extensions. The return code from the OSPLIT subroutine is 8 in register 15.
- 0D An error occurred while converting an OSAM data extension block (DEB) to an MVS DEB. The return code from the OSDEB subroutine is 8 in register 15.
- 0E An error occurred while constructing an OSAM DEB. The return code from the OSAMDEB subroutine is 8 in register 15.
- 0F Error releasing a captured unit control block (UCB).

Z subcode (hex) - set by module DFSAOS10:
Meaning

- 20 End-of-volume (EOV) is already pending.
- 21 I/O error was encountered
- 22 DCB was DD dummy data set. It was detected by DFSAOS10.
- 23 DCB was not open. It was detected by DFSAOS10.
- 24 Error acquiring new extent.

System action: For condition 1, 2, or 3, the application program pseudoabends with abend 0842. For the other conditions, processing continues and message DFS0845I might follow.

Operator response: (master terminal) Notify the IMS system programmer or database administrator of the condition.

Programmer response: Take the following actions:

- If data set extend error 1, 2, or 3 occur in a data sharing environment, ensure that all the volumes of the database are shared among the subsystems and that a path exists to all volumes.
- If data set extend error 5 occurs, add additional space or reduce the number of DASD extents, by reorganizing the database or recovering the database with larger space parameters. After an extend error 5, if an OSAM data set cannot be opened because it extends beyond the OSAM-supported maximum number of extents, you might need an intermediate utility step when opening the data set to allow the

system to release the unused extents. For example, use an ADRDSSU job with RELEASE, or a copy utility such as IEBGENER with a dummy input data set and the OSAM data set as output, specifying DISP=MOD and

SPACE=(xxx,(primary,secondary),RLSE). For information about extends, see Using OSAM as the access method (Database Administration).

- If the total number of extents for a data set is nearing 60, add space or reduce the number of DASD extents by reorganizing the database.
- If I/O errors were encountered, follow the actions defined in message DFS0451I or DFS0451A.

Problem determination: 3, 4, 5, 17

Module: DFSDBH40

Related information:

"DFS0451I" on page 121

"DFS0451A" on page 121

➔ IMS abend 0842

Chapter 2, "IMS problem determination," on page 13

DFS0843I *dbname* **MAXIMUM NUMBER OF BYTES REACHED, DDNAME=*ddname***

Explanation: The data set group of an HDAM, HIDAM, PHDAM, or PHIDAM database has reached its maximum capacity.

- For non-HALDB databases, the maximum size of a data set is:
- If the data set is VSAM, 4 GB.
 - If the data set is OSAM, 4 GB for a data set with an odd-length block size and 8 GB for a data set with an even-length block size.

4,294,967,295 bytes (4 GB) is the largest absolute number for a fullword. A non-HALDB OSAM database with an even block size doubles the possible storage within a fullword to 8,589,834,591 bytes (8 GB).

- For HALDB database partitions, the maximum size of a data set is:
- If the data set is VSAM, 4 GB.
 - If the data set is OSAM, 4 GB or 8 GB.

System action: An attempt to obtain space is made by examining bitmaps. The search starts at the end of the data set and works up to the start. If this is unsuccessful, message DFS0844I is issued and the transaction terminates with pseudoabend 0844.

Programmer response: Reorganize the database to consolidate and reclaim space. If this does not work, consider taking one of the following actions:

- For a HALDB database, split the partition into two or more partitions.
- For a HALDB database that uses VSAM data sets or 4-GB OSAM data sets, consider using 8-GB OSAM data sets.


DFS0844I • DFS848I

- | To use 8-GB OSAM data sets, the HALDB database
| must be registered to DBRC as supporting 8-GB
| OSAM data sets. HALDB databases that use 8-GB
| OSAM data sets cannot be reorganized with the
| HALDB Online Reorganization (OLR) function
- For a non-HALDB database, convert the database to HALDB.
 - For a non-HALDB database that uses VSAM data sets, change the database to use OSAM data sets with an even block size.
 - Use multiple data set groups.

Module: DFSGGSP0

Related information:

“DFS0844I”

 IMS abend 0844

DFS0844I *modulename dbname DATASET FULL,*
 DDNAME=ddname

Explanation: The named database data set has no more space in which to place data and precedes pseudoabend 0844. One of the following occurred:

- An attempt to insert a new record into the named data set failed because no space was available.
- An insert call was issued to a data set that was defined as DD DSNNAME=NULLFILE or DD DUMMY.

System action: The application program is terminated with pseudoabend 0844. For HISAM or index databases, the database is stopped.

Operator response: For HISAM or index databases, you must issue a /START command to restart the database.


(master terminal) Notify the IMS system programmer or database administrator of the condition.

Programmer response: The backout of uncommitted changes after any pseudoabend 0844 restores the database to a consistent and usable state. However, inserts can cause the same condition to occur. While offline (using the /DBR command), you must copy the database to a larger space allocation. Then make the database available to the online region using the /START command.

Problem determination: 3, 4, 5, 17

Module: DFSDVSM0, DFSDDLE0

Related information:

 IMS abend 0844

Chapter 2, “IMS problem determination,” on page 13

DFS0845I *dbname DATASET LIMIT REACHED,*
 DDNAME=ddname

Explanation: An attempt to create another block in an HDAM, HIDAM, PHDAM, or a PHIDAM database failed, because additional extents could not be allocated

or an I/O error was encountered while creating additional blocks.

System action: The bitmaps are searched to find available space within the database. If space is found, it is used and processing continues. If space is not found, message DFS0844I is issued.

Operator response: Notify the IMS system programmer of the condition.

Programmer response: If additional extents cannot be allocated, additional volumes can be added or the database can be reorganized. If an I/O error was encountered, and sufficient space was found using the bitmap search, migrate the database to another physical location to avoid additional I/O errors.

Module: DFSGGSP0

Related information:

“DFS0844I”

DFS846I **CONTROL CARD ERROR, {NAME**
 EXCEEDS 8 BYTES|EXCESSIVE
 PARAMETERS|MISSING PAREN|
 SETS OF PARAMETERS > 100|BAD
 TIME CARD|I/O INVALID}

Explanation: A control statement was in error.

System action: DFSIST40 terminates abnormally.

Programmer response: Check the control statements for the specified error. Correct the error, and resubmit the job.

Module: DFSIST40

DFS847I **UNRECOGNIZED CONTROL CARD**
 BYPASSED

Explanation: A control statement contained an invalid keyword. The other control statements are processed, and the job continues.

System action: DFSIST40 continues execution.

Programmer response: Check the control statements. Correct the error, and rerun the job if necessary.

Module: DFSIST40

DFS848I **CONTROL CARD ERROR, NO**
 OUTPUT SELECTED

Explanation: No messages met the selection criteria of the control statements.

System action: DFSIST40 terminates normally.

Programmer response: Check the JCL and control statements, and determine if there should have been output. Correct the error, and rerun the job if necessary.

Module: DFSIST40

DFS849I NO OUTPUT DATASETS REQUESTED,
EOJ

Explanation: The statistics program found that neither IMSLOG0 nor IMSLOGP was specified.

System action: DFSIST40 terminates.

Programmer response: Correct the JCL, and resubmit the job.

Module: DFSIST40

DFS0850W PARTITIONED DATABASE
STRUCTURE INITIALIZATION
ERROR ENCOUNTERED FOR
DATABASE *mdbname*

Explanation: Database structure initialization failed for the database identified by *mdbname*. For additional information, see the accompanying message DFS0415W, if present.

System action: Processing continues. The return code is set to 4.

User response: Check the JCL for correct RECON data sets and DFSVSAMP DD card. After you correct the error, resubmit the job.

Module: DFSURPR0

Related information:

“DFS0415W” on page 109

Chapter 21. DFS messages, DFS0851W - DFS0900A

This topic contains the following messages:

DFS0851W PARTITIONED DATABASE
STRUCTURE TERMINATION ERROR
ENCOUNTERED FOR DATA BASE
mdbname

Explanation: The Partition Structure Manager was unable to terminate the database structure for the database identified by *mdbname*. For additional information, see the accompanying message DFS0415W, if present.

System action: Processing continues. The return code is set to 4.

Module: DFSURPR0

Related information:

“DFS0415W” on page 109

DFS852W REPLACE IGNORED DUE TO
FAILURE OF VERIFY

Explanation: A VERIFY operation preceding this REP operation did not compare correctly and caused this REP to be ignored.

System action: Processing continues.

Programmer response: Correct input control statement data for the VERIFY, and resubmit the job.

Problem determination: 1, 2, 8, 11, 35. Also, rerun the job with a FUNCTION=OP,MSGNUM=852 control statement in the DFSYSIN data set. Supply a SYSUDUMP DD statement to this step.

Module: DFSUCF00, DFSURGP0, DFSURGS0, DFSURG10, DFSURPR0

Related information:

Chapter 2, “IMS problem determination,” on page 13

DFS853A MISSING/INVALID KEYWORD *keyword*
FOR FUNCTION *ff*

Explanation: A control program detected a missing *keyword* that was required.

System action: Processing stops for the utility.

Programmer response: Supply the required keyword and data, and resubmit the job. Do not perform a Utility Control Facility restart.

Problem determination: 1, 2, 8, 11, 36. Also, if running under the Utility Control Facility, rerun the job with a FUNCTION=OP,MSGNUM=853 control statement in

the DFSYSIN data set. Supply a SYSUDUMP DD statement to this step.

Module: DFSUCF00, DFSURGP0

Related information:

Chapter 2, “IMS problem determination,” on page 13

DFS854A CONTROL STATEMENT
ERROR-INVALID/MISSING VALUE
FOR KEYWORD *keyword*

Explanation: A control program detected a missing value for a *keyword* or determined that the value supplied on the *keyword* was incorrect.

System action: Processing stops for the utility.

Programmer response: Correct the data, and resubmit the job.

Problem determination: 1, 2, 8, 11, 36. Also, if running under the Utility Control Facility, rerun the job with a FUNCTION=OP,MSGNUM=854 control statement in the DFSYSIN data set. Supply a SYSUDUMP DD statement to this step.

Module: DFSUCF00, DFSURGP0, DFSURGS0, DFSURPR0

Related information:

Chapter 2, “IMS problem determination,” on page 13

DFS855I PRECEDING CARDS WERE USED TO
FORM REQUEST *mmmm*

Explanation: The control statements listed immediately before this message were used to form a single request of the Utility Control Facility.

System action: Processing continues.

Module: DFSUCF00, DFSURGP0, DFSURG10

DFS856A UNABLE TO BUILD CONTROL
BLOCKS FOR DATA BASE *dbdname*
FOR FUNCTION *ff*

Explanation: The issuing program requested construction of control blocks for the named database. The request was not successfully completed.

System action: The job terminates.

Programmer response: Ensure that a valid DBD exists for the named database, and resubmit the job.

Problem determination: 2, 3, 8, 36. Also, if running

under the Utility Control Facility, rerun the job with a FUNCTION=OP,MSGNUM=856 control statement in the DFSYSIN data set. Supply a SYSUDUMP DD statement to this step.

Module: DFSURGP0, DFSURGS0, DFSURPR0

Related information:

Chapter 2, “IMS problem determination,” on page 13

DFS857I MISSING OR INVALID CONTROL DATASET

Explanation: The issuing program attempted to read the input control data set generated by the Database Prereorganization utility (DFSURPR0). One of the following conditions occurred:

- You did not provide a control data set.
- The control data set identified was not present in the first block of the control data set.
- The control data set did not contain the number of blocks indicated in the first block of the control data set.

Programmer response: Ensure that a valid control data set is provided to the issuing program. Rerun the Database Prereorganization utility, if necessary.

Problem determination: 1, 2, 3, 5, 8, 11, 17a, 17d, 17g, 20, 36

Module: DFSURGP0, DFSURGS0, DFSURG10

Related information:

Chapter 2, “IMS problem determination,” on page 13

DFS858A BUFFER HANDLER RETURNED AN ERROR CODE OF *cc* FOR FUNCTION *ff*

Explanation: The issuing program received a nonzero return code from the buffer handler. The meaning of this return code can be found in the PST DSECT in the field labeled PSTRTICDE. For information about buffer handler return codes, see the IMS return code and function code information.


System action: Processing terminates with nonzero return code.

Programmer response: Correct any errors noted by the return code, and resubmit the job.

Problem determination: 2, 3, 8, 36. Also, if running under the Utility Control Facility, rerun the job with a FUNCTION=OP,MSGNUM=858 control statement in the DFSYSIN data set. Supply a SYSUDUMP DD statement to this step.

Module: DFSURGP0, DFSURGS0

Related reference:

 Return and function codes associated with the external subsystem support (Messages and Codes)

Related information:

Chapter 2, “IMS problem determination,” on page 13

DFS859A DL/I RETURNED AN ERROR CODE OF return code FOR FUNCTION *ff*

Explanation: The issuing program received an unexpected return code after a DL/I call.

System action: Processing terminates with a nonzero return code.

Programmer response: Correct any errors indicated by the return code, and resubmit the job.

Problem determination: 2, 3, 8, 36. Also, if running under the Utility Control Facility, rerun the job with a FUNCTION=OP,MSGNUM=859 control statement in the DFSYSIN data set. Supply a SYSUDUMP DD statement to this step.

Module: DFSURGP0, DFSURGS0

Related information:

Chapter 2, “IMS problem determination,” on page 13

DFS860A DUPLICATE INDEX ENTRY *followed by one or more lines containing input record in hexadecimal and EBCDIC format*

Explanation: The issuing program found an input record from the input work file that attempted to create a duplicate index entry where duplicate entries were not defined for the index field named in the input record.

System action: Processing terminates with a nonzero return code.

Programmer response: Either redefine the index relationship so that the index violation is removed, or change the database record that caused the duplicate entry creation to be attempted. Then resubmit the job.

Problem determination: 1, 2, 3, 5, 8, 11, 17a, 17d, 17g, 20, 36

Module: DFSURGP0

Related information:

Chapter 2, “IMS problem determination,” on page 13

DFS861I *number input-control-card*

Explanation: The issuing program is displaying an input control statement provided for it. Numbers are assigned sequentially for reference by subsequent error messages that might be generated.

Programmer response: Verify that the information displayed is consistent with the entered information.

Problem determination: 1, 2, 3, 5, 8, 11, 17a, 17d, 17g, 20, 36

Module: DFSURGP0, DFSURGS0, DFSURPR0

Related information:

Chapter 2, "IMS problem determination," on page 13

DFS862I **DBS=***database***name, segment***name*

Explanation: This message might be issued more than one time to provide a list of segments to be scanned by the Database Scan Utility (DFSURGS0). If an OPTIONS=(PUNCH) control statement was provided to the program issuing the message, the portion of this message beginning with the characters DBS are written to SYS PUNCH.

Programmer response: The Database Scan Utility (DFSURGS0) must be run for each of the databases indicated by the scan list provided by this message.

Problem determination: 1, 2, 3, 5, 8, 11, 17a, 17d, 17g, 20, 36

Module: DFSURPR0

Related information:

Chapter 2, "IMS problem determination," on page 13

DFS863I **DUPLICATE NAME ON INPUT CONTROL CARD,** *number*

Explanation: The issuing program found a database name that appeared on the preceding input control statement (indicated by number).

Programmer response: Correct the input control statement preceding the message, and resubmit the job.

Problem determination: 1, 2, 3, 5, 8, 11, 17a, 17d, 17g, 20, 36

Module: DFSURPR0

Related information:

Chapter 2, "IMS problem determination," on page 13

DFS864W **DBR AND/OR DBIL CONTROL REQUESTS MISSING FOR FUNCTION**
ff

Explanation: The issuing program read and interpreted all the control statement requests from the SYSIN (DFSYSIN for Utility Control Facility) data set. After analysis of the control data set, it was found that no reorganizations or initial loads were requested. Although this is possible under the Utility Control Facility, it is an error when executing the Database Preorganization utility (DFSURPR0).

System action: If running under UCF, processing continues; otherwise, processing terminates with a nonzero return code.

Programmer response: If running under the Utility Control Facility, ensure that this is correct operation. If not, correct, or if running the Database Preorganization utility, supply the required control statements, and resubmit the job. Do not attempt a

restart. If the output is correct, no further action is required.

Module: DFSURGS0, DFSURPR0

DFS865I **UNABLE TO CONSTRUCT A CONTROL LIST ENTRY FOR FUNCTION** *database-name1 segment-name1 database-name2 segment-name2*

Explanation: The issuing program was attempting to construct a control list entry for the logical relationship that was defined to exist between the above-named database- and segment-names. The definition was not verified in the control blocks available to DL/I.

Programmer response: Ensure that valid DBDs are available to define the indicated logical relationship.

Problem determination: 1, 2, 3, 5, 8, 11, 17a, 17d, 17g, 20, 36

Module: DFSURPR0

Related information:

Chapter 2, "IMS problem determination," on page 13

DFS866I **NORMAL PROGRAM TERMINATION**
number

Explanation: The issuing program terminated normally. *number*, if present, is the number of input work data set records processed by the issuing program.

Problem determination: 1, 2, 3, 5, 8, 11, 17a, 17d, 17g, 20, 36

Module: DFSURGP0, DFSURGS0, DFSURG10, DFSURPR0

Related information:

Chapter 2, "IMS problem determination," on page 13

DFS867I **UTILITY CHECKPOINT,** *pgm-name chkpt-# volume-serial*

Explanation: The issuing program completed a checkpoint at one of the intervals specified by the user. The name of the program issuing the message and the checkpoint number are known. The volume serial number that the checkpoint record was written to is also shown.

Operator response: Record the checkpoint number and volume serial number in case a restart action must be requested.

Problem determination: 1, 2, 3, 5, 8, 11, 17a, 17d, 17g, 20, 36

Module: DFSURGP0, DFSURGS0

Related information:

Chapter 2, "IMS problem determination," on page 13

DFS868I (INPUT|OUTPUT) VOLUMES: *volser1*,
volser2, etc..

Explanation: This message is issued one or more times to display the volume serial identifiers of the volumes used to contain the INPUT/OUTPUT work data set of the issuing program.

Problem determination: 2, 3, 8, 36. Also, if running under the Utility Control Facility, rerun the job with a FUNCTION=OP,MSGNUM=868 control statement in the DFSYSIN data set. Supply a SYSUDUMP DD statement to this step.

Module: DFSURGS0

Related information:

Chapter 2, "IMS problem determination," on page 13

DFS869A SEGMENT *segment-name* WAS NOT FOUND IN THE CONTROL BLOCKS FOR FUNCTION *ff*

Explanation: The issuing program was unable to locate the control blocks for the named segment. The segment was either listed on an input control statement, or on the input control data set.

System action: Processing terminates with a nonzero return code.

Programmer response: Ensure that valid DBDs are available for the supplied input control statements or control data set, or both, and resubmit the job.

Problem determination: 2, 3, 8, 36. Also, if running under the Utility Control Facility, rerun the job with a FUNCTION=OP,MSGNUM=869 control statement in the DFSYSIN data set. Supply a SYSUDUMP DD statement to this step.

Module: DFSURGS0

Related information:

Chapter 2, "IMS problem determination," on page 13

DFS871E *error_type* ERROR ENCOUNTERED LOADING ILDS WITH DDNAME=*ddname* RC= *nnnnnnnn* REASON= *yyyyyyyy*

Explanation: Module DFSURIT0 encountered an error during ILDS data set processing for the ILDS identified by *ddname* while migrating to a HALDB.

In the message text:
error_type

Describes the error encountered. The possible error types are:

- ABEND
- DSPSERV
- FREEMAIN
- GETMAIN
- LOAD
- SORT

VSAM
ddname The ILDS that encountered the error.
nnnnnnnn

The return code found in register 15 when the error was encountered. If *error_type* is ABEND, this field is the abend code.

yyyyyyyy
The reason code; if the error type is ABEND, RC is blank.

System action: Processing terminates with return code 8. The affected ILDS is marked "Recovery Needed" in RECON.

Programmer response: Run the ILDS/INDEX Rebuild Utility (DFSPREC0) to rebuild the ILDS identified by *ddname*.

Problem determination: 2, 3, 8, 36. Not a valid message for UCF

Module: DFSURGL0

Related information:

Chapter 2, "IMS problem determination," on page 13

DFS872I DATA BASE NOT SCANNED,
database-name

Explanation: The named database was not scanned. DFS873I is issued before this message.

Problem determination: 1, 2, 3, 5, 8, 11, 17a, 17d, 17g, 20, 36

Module: DFSURGS0

Related information:

"DFS873I"

Chapter 2, "IMS problem determination," on page 13

DFS873I SEGMENT NOT SCANNED,
database-name segment-name

Explanation: The issuing program found one or more of the following errors when checking the control blocks for the named segment:

1. The named segment was not found in the control blocks for the named database,
2. The named segment does not participate in any logical relationships with any of the segments in the databases listed in the control data set as being initially loaded or reorganized.

Programmer response: Ensure that valid DBDs are available for the supplied control statements or control data set, or both.

Problem determination: 1, 2, 3, 5, 8, 11, 17a, 17d, 17g, 20, 36

Module: DFSURGS0

Related information:

Chapter 2, "IMS problem determination," on page 13

**DFS874I FUNCTION REQUEST
(STATISTICS|STATUS) DEFAULTS
FOLLOWED BY AN ***

Explanation: The Utility Control Facility has prepared a list of all the requested functions along with the defaults that will be used on this execution. This message is followed by messages DFS875I and DFS876I.

Problem determination: 2, 3, 8, 36. Also, if running under the Utility Control Facility, rerun the job with a FUNCTION=OP,MSGNUM=874 control statement in the DFSYSIN data set. Supply a SYSUDUMP DD statement to this step.

Module: DFSURGP0, DFSURGS0

Related information:

"DFS875I"

"DFS876I"

Chapter 2, "IMS problem determination," on page 13

**DFS875I FUNCTION *functional utility name*
REQUESTED BY FUNCTION=ff ON
REQUEST *nnnn***

Explanation: The named utility was requested for execution by a control request with a keyword of FUNCTION=ff, and the control statement request sequence was *nnnn*.

Problem determination: 2, 3, 8, 35. Also, if running under the Utility Control Facility, rerun the job with a FUNCTION=OP,MSGNUM=875 control statement in the DFSYSIN data set. Supply a SYSUDUMP DD statement to this step.

Module: DFSURGP0, DFSURGS0

Related information:

Chapter 2, "IMS problem determination," on page 13

DFS876I *keyword=value * keyword=value * etc..*

Explanation: This message is issued one or more times to list the requested or defaulted keyword, and values for each requested function of the Utility Control Facility.

Important: The defaults for the message are from a FUNCTION=OP statement or UCF only.

Problem determination: 2, 3, 8, 36. Also, if running under the Utility Control Facility, rerun the job with a FUNCTION=OP,MSGNUM=876 control statement in the DFSYSIN data set. Supply a SYSUDUMP DD statement to this step.

Module: DFSURG10

Related information:

Chapter 2, "IMS problem determination," on page 13

**DFS877A DUPLICATE RECORD FOR LOGICAL
PARENT *(followed by one or more lines
containing input records in hexadecimal and
EBCDIC format)***

Explanation: The issuing program found a type 00 input work data set record that was for the same occurrence of a logical parent/logical child pair as a previous input work data set record. Only one type 00 record can exist for a concatenation of a logical child and logical parent segment. This condition could be caused by supplying as input to the issuing program work data sets that were generated by multiple runs of a database initial load reorganization, or scan.

Programmer response: The result of prefix resolution is invalid. Determine the cause of the incorrect DFSURWF1 record. These records should be analyzed using the DFSURWF1 DSECT from the assembly of prefix resolution, DFSURG10, or IMS DSECTS module, DFSADSCT. If DBIL is used in PREREORG, then the logical parent concatenated key begins at offset X'19'. If DBR is used in PREREORG, then the LPARENT old address also begins at offset X'19'. The RBA address of this segment is at offset X'0C' in the DFSURWF1 record.

Ensure that only work data sets from databases currently being initially loaded, reorganized, or scanned are supplied as input to the issuing program.

Problem determination: 1, 2, 3, 5, 8, 11, 17a, 17d, 17g, 20, 36

Module: DFSURG10

Related information:

Chapter 2, "IMS problem determination," on page 13

**DFS878W CAUTION-NO LOGICAL CHILD
RECORD FOUND FOR THE LOGICAL
PARENT RECORD *(followed by one or
more lines containing input records in
hexadecimal and EBCDIC format)***

Explanation: The issuing program expected to find one or more type 10 records for the type 00 input work data set record displayed. A type 00 record is generated for a logical parent. A type 10 record is generated for each of its logical children. This condition could be caused by not supplying as input to the issuing program all work data sets that were generated by the databases currently being initially loaded, reorganized, or scanned. Because it is not necessary for logical children to actually occur for each logical parent, this message is issued as a caution.

Prefix resolution might be invalid if this message is issued. It is also invalid if the user intended to load or reload the logical children belonging to the logical parent.

System action: Processing continues.

Programmer response: Ensure that all work data sets are supplied as input. See DFS877A for information

about the DFSURWF1 records.

Problem determination: 1, 2, 3, 5, 8, 11, 17a, 17d, 17g, 20, 36

Module: DFSURG10

Related information:

DFS877A

Chapter 2, "IMS problem determination," on page 13

DFS879A NO LOGICAL PARENT RECORD FOUND FOR LOGICAL CHILD RECORD *(followed by one or more lines containing input records in hexadecimal and EBCDIC format)*

Explanation: The issuing program expected to find a type 00 record for the type 10, 20, or 30 input work data set record displayed. A type 00 record is generated for a logical parent. A type 10 record is generated for each of its logical children. Type 20 and type 30 records are generated for the logical twin forward and backward pointers, respectively, of each logical child.

Programmer response: Same action as specified in message DFS877A.

Problem determination: 1, 2, 3, 5, 8, 11, 17a, 17d, 17g, 20, 36

Module: DFSURG10

Related information:

"DFS877A" on page 241

Chapter 2, "IMS problem determination," on page 13

DFS880A NO LOGICAL CHILD RECORD FOUND FOR LOGICAL TWIN RECORD *(followed by one or more lines containing input records in hexadecimal and EBCDIC format)*

Explanation: The issuing program expected to find a type 10 record for the type 20 or 30 input work data set record displayed. Type 10, 20, and 30 records are generated as indicated in the explanation of message DFS879A.

Programmer response: Same action as specified in DFS877A.

Problem determination: 1, 2, 3, 5, 8, 11, 17a, 17d, 17g, 20, 36

Module: DFSURG10

Related information:

"DFS877A" on page 241

"DFS879A"

Chapter 2, "IMS problem determination," on page 13

DFS881I DUPLICATE RECORD FOR LOGICAL CHILD *(followed by one or more lines containing input records in hexadecimal and EBCDIC format)*

Explanation: The issuing program found an input work data set record that was for the same occurrence of a logical child as a previous input work data set record. Only one type 10 record can exist for an occurrence of a logical child.

Programmer response: Same action as specified for message DFS877A.

Problem determination: 1, 2, 3, 5, 8, 11, 17a, 17d, 17g, 20, 36

Module: DFSURG10

Related information:

"DFS877A" on page 241

Chapter 2, "IMS problem determination," on page 13

DFS882I ABNORMAL PROGRAM TERMINATION, number

Explanation: The issuing program detected one or more error conditions during its operation. The number indicates in which SORT program phase the last-detected error occurred. This message is issued when another message with a return code greater than 5 or a return code or abend from the SORT program occurs. This message can also indicate an empty work file I input. (For details, see the "Database Reorganization/Load Processing" topic, Database Scan Utility discussion in *IMS Version 13 Database Utilities*. Prefix resolution might be invalid if this message is issued. Any affected databases should not be used.

Programmer response: Determine the cause of the error (either return codes or error messages) and take appropriate action. Return codes issued by z/OS SORT/MERGE are returned to z/OS by the Prefix Resolution program.

Problem determination: 1, 2, 3, 5, 8, 11, 17a, 17d, 17g, 20, 36

Module: DFSURG10

Related information:

Chapter 2, "IMS problem determination," on page 13

DFS883A ISAM KEY NOT FOUND IN DATABASE FOR FUNCTION PU record

Explanation: The prefix update function tries to read the prefix update information for an ISAM data set, but it did not find a matching key. The record (*record*) in error is displayed following the message.

System action: The prefix update function return code is set to RC08.

User response: Determine whether the record

displayed in the messages should exist in the ISAM data set. Correct the record.

Module: DFSURGP0

DFS884I DEVTYPE FAILURE

Explanation: The issuing program issued a DEVTYPE macro to obtain information about an input or output device. The return code indicated that the attempt was unsuccessful.

Operator response: Report this problem to the system support personnel.

Problem determination: 1, 2, 3, 5, 8, 11, 17a, 17d, 17g, 20, 36

Module: DFSURGP0, DFSURGS0

Related information:

Chapter 2, "IMS problem determination," on page 13

DFS885I CAUTION-LIMIT CHECK FAILURE, *database-name1, segment-name1* *database-name2 segment-name2*

Explanation: The issuing program detected a failure in the limit check for the concatenated logical child and logical parent segment indicated by the named database and segment names. The limit check performed is described in the "Database Prefix Resolution Utility" topic in *IMS Version 13 Database Utilities*. This message is cautionary only, because the issuing program assumes worst case in computing the limit check.

Programmer response: Determine the cause of limit check failure. If none of the components of the limit check can be omitted, consider (1) loading the logical parent or logical child, or both, with an update program, or (2) redefinition of the affected segments so that one or more of the limit check components can be omitted.

Problem determination: 1, 2, 3, 5, 8, 11, 17a, 17d, 17g, 20, 36

Module: DFSURPRO

Related information:

Chapter 2, "IMS problem determination," on page 13

DFS886I NO DATA IN SYSIN DATASET

Explanation: A SYSIN DD statement was supplied, but the data set was empty. The step is terminated and a return code of 16 is passed in register 15.

Programmer response: Supply valid data for this data set, and rerun the job.

Module: DFSURUL0

DFS0887A THE LOAD FOR DFSMDA MEMBER *mmmmmmmmmm* FAILED. REASON=*xxxx*

Explanation: This message can be generated either during an online change library switch process or at control region initialization.

During an online change library switch process, the PREPARE phase tries to load the DFSMDA member for the inactive ACBLIB. That load failed. The reason for the load failure is specified in *xxxx*. The member name, IMSACBA or IMSACBB, is displayed in *mmmmmmmmmm*.

At control region initialization, IMS tries to load the DFSMDA member for the active ACBLIB. That load failed. The reason for the load failure is specified in *xxxx*.

Possible reason codes that are passed in the message text are:

- 0001 Invalid MDA member
- 0002 Error reading member from STEPLIB
- 0003 Error reading member from IMSDALIB
- 0004 IMODULE GETMAIN failure
- 0005 Load error from IMSDALIB
- 0006 Load error from STEPLIB
- 0007 This reason code means one of the following two things:
 - Member not found in STEPLIB or IMSDALIB
 - OPEN processing for IMSDALIB timed out

System action: If this event occurs at control region initialization, IMS terminates abnormally with user abend 0071. If this problem occurs during an online change library switch (INIT OLC PHASE (PREPARE)), completion code 180 is returned to the SPOC. The message text is DFSMDA MEMBER LOAD FAILED.

System programmer response: Your responses are determined from the reason code. If the reason code indicates that DFSMDA member is not found, add the member and restart the process.

Module: DFSDSSM0

DFS888I NO DATA BASE RECORDS FOUND FOR PSB *psbname* (AFTER CHECKPOINT *checkpoint id*) (FOR REGION *region id*)

Explanation: The log data set supplied contained no database log records for the PSB specified.

If the input log was created by an online IMS subsystem, this message means that no UOR was found which meets the requirements for backout by the Batch Backout utility. If no control statements are input to Batch Backout, the utility will back out only deferred backouts for the PSB in the execute statement.

If the application being backed out is a batch job, database data sets that were opened by the failed batch job but not successfully closed are reopened and then closed by the Batch Backout utility, even though there

are no log records requiring backout.

The text AFTER CHECKPOINT *checkpoint-id* appears only if the log is from a batch job using checkpoints, and a checkpoint record (type 41) is found for the correct PSB. If a checkpoint is present in the message, it is always the last *checkpoint-id* found. If you specified a CHKPT statement in the SYSIN data set, and if the checkpoint in the message is different from your checkpoint, then one of the following occurred:

- IRLM was used during the update.
- Another type 41 record exists after the one you specified, and no type 5X records exist between your *checkpoint-id* and the end of the data set.

Programmer response: Check the input log data sets to be sure that the correct log data sets are being supplied to the utility. A frequent cause for this message to be displayed is the use of logs from the wrong job or the wrong time period.

Problem determination: 1, 2, 3, 5, 8, 11, 17a, 17d, 17g, 20, 36

Module: DFSBACK0

Related information:

Chapter 2, "IMS problem determination," on page 13

DFS889I **MULTIPLE LOGICAL CHILD RECORDS/LP NO LT PTRS SPECIFIED**
(followed by one or more lines containing input records in hexadecimal and EBCDIC format)

Explanation: The issuing program found a second logical child record for a logical parent record, but no logical twin pointers were specified for the logical child segment type. A return code of 8 is passed to DFSURG10 from sort exit 35. Abnormal termination message DFS339I is also issued.

Programmer response: The user should determine if this condition is according to specification, make corrections, and rerun the Prefix Resolution utility. A possible correction might be removal of input data which caused more than one LC to point to the same LP or a new DBDGEN to include LT pointers in the LC segment.

Problem determination: 1, 2, 3, 5, 8, 11, 17a, 17d, 17g, 20, 36

Module: DFSURG10

Related information:

"DFS339I" on page 92

Chapter 2, "IMS problem determination," on page 13

DFS890I **BLKSIZE NOT SUPPLIED OR IS TOO SMALL FOR INPUT LOG *ddname***

Explanation: The specified input log DD statement did not specify a DCB BLKSIZE parameter and this field could not be obtained from the DSCB.

System action: The Database Backout utility terminates.

Programmer response: Specify the BLKSIZE value in the DD statement and resubmit the job.

Problem determination: 1, 2, 3, 5, 8, 11, 17a, 17d, 17g, 20, 36

Module: DFSBACK0

Related information:

Chapter 2, "IMS problem determination," on page 13

DFS891A **DDNAME NOT FOUND OR DEVTYPE ERROR**


Explanation: An OPEN macro or DEVTYPE macro was issued for the active format data set with a ddname of FORMATA or FORMATB or a DEVTYPE macro was issued with an invalid AREA address.


System action: IMS terminates abnormally with either abend 0889 or abend 0890.

Programmer response: Rerun the job with the correct DD statement.

Module: DFSIINF0, DFSIING0

Related information:

 IMS abend 0889

 IMS abend 0890

DFS892A **NOT ENOUGH STORAGE AVAILABLE IN MFBP**


Explanation: Not enough storage was available in the message format buffer pool (MFBP) to complete the initialization of the pool.

System action: IMS terminates abnormally with abend 0892.

Programmer response: Rerun the job, giving more storage to the MFBP. The FBP symbolic parameter of the EXEC statement controls the amount of storage available for the pool.

Module: DFSIINF0, DFSIING0

Related information:

 IMS abend 0892

DFS893A **I/O ERROR READING \$\$IMSDIR OR THE DIRECTORY {-*nnn*}**

Explanation: An I/O error occurred while issuing a FIND, POINT, or READ macro for the active FORMAT library during initialization of the message format block pool. This is probably caused by an error in the PDS directory. If the active FORMAT library has concatenated data sets, *nnn* indicates on which of the concatenated data sets the error occurred.

System action: IMS terminates abnormally with either abend 0893 or abend 0894.

Operator response: Notify your IMS system programmer.

Module: DFSIINF0, DFSIING0

Related information:

➤ IMS abend 0893

➤ IMS abend 0894

DFS894I **INVALID RECORD ERROR *nn* ON INPUT LOG DD *ddname***

Explanation: One of the following errors, with subcode=*nn*, occurred on the batch input log:

Subcode

Meaning

- | | |
|-----------|--|
| 01 | A variable-length record was read with a field length of zero. |
| 02 | A spanned record was encountered. |
| 03 | End of block not equal to end of buffer. |
| 04 | Next record beyond the end of buffer. |

System action: The Database Backout utility, DFSBBO00, terminates unsuccessfully with a return code of RC36 (X'24'). If the ABENDMSG control statement was specified, abend 0507 is issued.

Programmer response:

This error is issued only for a batch input log. This condition can be caused by using an improperly closed log data set as input. Run DFSULTR0 to close the log, and then rerun the job. If the error persists, the log data set is currently unusable for batch backout or forward recovery utilities. Contact the system programmer for database recovery options.

Module: DFSBACK0

Related information:

➤ IMS abend 0507

DFS895I **LTERM *name* STOPPED DUE TO CODE XXX**

Explanation: IMS remote station support encountered an error. The logical terminal named in the message was stopped by the receipt of an error message following the transmission of a message to the remote station from the named logical terminal.

Operator response: Notify your IMS system programmer.

Module: DFSCR2Z0

DFS896A **UNEXPECTED RECORD ENCOUNTERED - SEQUENCE ERROR *nn* on DDNAME *ddname***

Explanation: During the forward reading of an input log, Batch Backout performs context checks on log records. One of the context checks failed, implying that the log data set with the identified *ddname* is out of order.

The following subcodes *nn* identify the error:

Subcode

Meaning

- | | |
|-----------|--|
| 03 | During forward read of a batch log, a TYPE5X record was found with a date-time value lower than a previous record processed. |
| 04 | During forward read of a batch log, a TYPE06 record was found with a time stamp less than the current saved. |

System action: The Database Backout Utility, DFSBBO00, terminates unsuccessfully with a return code of RC40 (X'28'). If the ABENDMSG control statement was specified, abend 0507 is issued.

Programmer response: Rerun the backout, providing all of the needed log data sets, in the order they were created. If all the logs were provided in the correct order, save the log input and the abend 0507. Then, contact the IMS system programmer.

Module: DFSBACK0

Related information:

➤ IMS abend 0507

DFS0897A **STRUCTURE *structure_name* IS IN TRANSITION. IT IS UNAVAILABLE TO AREA *area_name***

Explanation: During an attempt to connect to the structure, IMS issued the IXCQUERY command to check for the structure status. IMS received return code QUASTRCFTRAN, which indicates that the structure was in transition state. The structure was either being allocated on the coupling facility or deleted from the coupling facility.

System action: The area is not loaded into the coupling facility.

Operator response: Check whether the structure is being allocated on or deleted from the coupling facility by using the command D XCF,STRUCTURE,STRNAME=. After the structure is allocated, issue the STOP AREA command followed by the START AREA command to connect to the structure.

Module: DBFVXAS0

**DFS898A INVALID OPTION STATEMENT IN
SYSIN - RECORD NUMBER *nn***


Explanation: Batch Backout detected a SYSIN data set record that was not a recognized control statement. *nn* indicates the record number of the invalid control statement in the SYSIN data set.

System action: The job terminates with a condition code of 72 before any backout is attempted.

Programmer response: Correct or remove the indicated control statement and rerun Batch Backout.

Module: DFSBACK0

Related reference:

 Batch Backout utility (DFSBB00) (Database Utilities)

Programmer response: The control data set is invalid and, if used, does not correctly resolve the logical pointers between the existing logical children and the logical parent being initially loaded. Ensure if logical parents are initially loaded that logical children are initially loaded also.

Module: DFSURPR0

**DFS899A RELOAD COMPLETED, BUT DBRC
FUNC=*nnnnnnnn* HAS TERMINATED
WITH RC=*xx***

Explanation: The database RELOAD occurred before any reorganization call to DBRC (DFSBRLSC ID=REN). The RELOAD completed and message DFS339I showed a return code of 00 or 04. The DBRC call function (DFSBRLSC FUNC=*nnnnnnnn*) failed with the return code shown in this message.

System action: Processing continues and the step terminates with condition code 04.

Programmer response: If the return code for message DFS339I was 00, the RELOAD was successful. If the return code for DFS339I was 04, then a prior warning message was issued. In either case, there might be an inconsistency in the RECON data sets. Examine the RECON for the reorganized database and respond to the DBRC DSP messages issued.

Module: DFSURGL0

Related information:

“DFS339I” on page 92

**DFS0900A INVALID COMBINATION OF DBIL
AND DBR OR DBS FOR DBDS
lp/dbdname AND *lc/dbdname* FOR
FUNCTION PO**

Explanation: The Preorganization utility (DFSURPR0) discovered that a database containing a logical parent is being initially loaded (DBIL=) and the logical child database is being reorganized or scanned (DBR= or DBS=). If the logical child DBDname was not specified, function (DBS=) is assumed for that logical child database.

System action: Module DFSURPR0 returns a condition code of 8, indicating that the output control data set is not valid, and continues processing the remaining control statements.

Chapter 22. DFS messages, DFS0901A - DFS0950I

This topic contains the following messages:

DFS0901A JJJJJJJ - QCF/QSN WAIT QUEUE HAS WAITER

Explanation: The dependent region was placed in a wait state by DFSQSPC0, the IBM IMS Queue Control Facility for z/OS version of the Queue Space Notification Exit. The wait state occurred based on IMS queue usage, which exceeded the user or default limits. As a result of the wait state, the wait queue went from empty to queued requests, resulting in this message.

In the message text, JJJJJJJ identifies IMS job name.

System action: The process is placed in a wait state, and is one of the following:

- An input device
- An MSC link
- A region (MPP, BMP, Fast Path, or CPIC)
- A terminal
- APPC
- OTMA

Operator response: In the IMS Queue Control Facility TSO/ISPF panel, select the Queue Space Notification (QSN) option and list the QSN waiters, then take the appropriate action.

Module: DFSQMRE0

DFS0901W RETURN CODE 4 FROM HDAM RANDOMIZER, SEGMENTS DROPPED

Explanation: While inserting a segment, the HDRELOAD Utility received an FM status code as the result of receiving return code 4 from the HDAM randomizer. For more information about the FM status code, see the DL/I status code information.

System action: The segment name is printed to the job output, followed by the segment data on the next line. This process is repeated for all dependent segments. If the number of segments dropped (drop count) exceeds 10,000, then message DFS0902W is issued and HDRELOAD issues user abend 0355. If the drop count is less than 10,000, then HDRELOAD continues inserting segments and issues user abend 0355 when it completes.


Programmer response: Determine the cause of return code 4 from the HDAM randomizer and correct the problem. Run HDRELOAD again or manually insert the segments. If you must keep the partially loaded data set (either you do not need the dropped segments or you manually inserted them), then use the DBRC

NOTIFY.REORG command to record the reorganization activity in the RECON.

Important: If message DFS0902A was issued as a result of the drop count exceeding the 10,000 threshold, do not attempt to use the partially loaded data set. Instead, run HDRELOAD again with a good randomizer.

Module: DFSURGL0

Related reference:

 DL/I status codes (Messages and Codes)

Related information:

“DFS0902A”

DFS0902A RELOAD TERMINATED - TOO MANY SEGMENTS DROPPED


Explanation: The HDRELOAD Utility received an FM status code because return code 4 was issued due to HDAM randomizer failures. As a result, the number of segments dropped (drop count) exceeded the 10,000 threshold. For more information about the FM status code, see the DL/I status code information.

System action: HDRELOAD terminates with abend 0355.


Programmer response: Fix or replace the randomizer module with a different one.

Module: DFSURGL0

Related reference:

 DL/I status codes (Messages and Codes)

Related information:

 IMS abend 0355

DFS0903W PARTITION SELECTION ERROR STATUS=FM, SEGMENTS DROPPED

Explanation: While inserting a segment, the HDRELOAD Utility received an FM status code from the HALDB Partition Selection Exit routine because of a HALDB partition selection failure. For more information about the FM status code, see the DL/I status code information.

System action: The segment name is printed to the job output, followed by the segment data on the next line. This process is repeated for all dependent segments. If the number of segments dropped (drop count) exceeds 10,000, then message DFS0902A is issued and

HDRELOAD issues user abend 0355. If the drop count is less than 10,000, then HDRELOAD continues inserting segments and completes with RC=08.


Programmer response: Determine the cause of the partition selection error and correct it. The most common causes are:

- An incorrect high key range specified for the last partition.
- A user-written partition selection exit rejecting the key.

Run HDRELOAD again or manually insert the segments. If you must keep the partially loaded data set (either you do not need the dropped segments or you manually inserted them), make an image copy of the data sets. The incomplete data sets are usable.


Module: DFSURGL0

Related reference:

 DL/I status codes (Messages and Codes)

Related information:

“DFS0902A” on page 247

 IMS abend 0355

| **DFS0904I** **SINGLE ADS AREA** *aaaaaaaa* **CLOSED**
 | **DUE TO READ ERRORS. NO**
 | **MISSING UPDATES.**

| **Explanation:** A single area in an area data set (ADS) encountered more than ten read errors. Because there is no update being made to this data set, no data is lost in the current ADS in the DASD.

| **System action:** The area is stopped.

| **Programmer response:** If the area is being shared among multiple IMS systems, check message DFS0904I on all IMS systems. If the DASD can be repaired without being restored, the ADS is usable as is.

| If the DASD is to be restored, the data on the ADS might get outdated. Recover the area by using the last good image copy and log records.

| **Module:** DBFMPCL0

DFS0905E **INSUFFICIENT STORAGE FOR PSB**
 psbname


Explanation: There was not sufficient storage space for the application control block (ACB) utility to build the control blocks for the program specification block (PSB) identified in the message text.

System action: Abend 0905 is issued if batch DL/I was running. If the ACBGEN utility was running, it ends with return code 8.

Programmer response: Increase the region or partition size, and rerun the program.

Module: DFSDLBLO

Related information:

 IMS abend 0905

DFS0906I **INVALID PROCOPT FOR SENSEG**
 senseg name **IN PSB** *psbname*


Explanation: The named SENSEG statement in the named PSB has an invalid PROCOPT specified.

System action: Abend 0906 is issued if batch DL/I was running. ACBGEN processing continues if the ACBGEN utility was being run.

Programmer response: Correct the PSB, and rerun the program.

Module: DFSDLBLO

Related information:

 IMS abend 0906

DFS0907I **PSB** *psbname* **REFERENCES LOGICAL**
 DBD *dbdname* **FOR LOAD**


Explanation: The named PSB has a PCB statement that references the named logical DBD with a PROCOPT of L. Only physical DBDs can be used to load a database.

System action: Abend 0907 is issued if batch DL/I was running. ACBGEN processing continues if the ACBGEN utility was being run.

Programmer response: Correct the PSB or DBD, and rerun the program.

Module: DFSDLBLO

Related information:

 IMS abend 0907

DFS0908I **PSB** *psbname* **IS NOT A VALID PSB**


Explanation: The PSB indicated was not in a recognizable format for IMS.

System action: Abend 0908 is issued if batch DL/I was running. ACBGEN processing continues if the ACBGEN utility was being run.

Programmer response: Create the PSB using the IMS PSBGEN, and rerun the program.

Module: DFSDLBLO

Related information:

 IMS abend 0908

DFS0909I **DBD** *dbdname* **IS NOT A VALID DBD**

Explanation: The database description (DBD) indicated by *dbdname* was not in a recognizable format for IMS; or the DBDLIB bind name and the assembled name of DBD are different.

There are cases where the DBD by itself is valid but it was invalidly referenced as a primary index or a secondary index by another database.


System action: Abend 0909 is issued if the online region or batch was running. ACBGEN processing continues if the ACBGEN utility was being run.

Programmer response: Create the DBD using the IMS DBDGEN, and rerun the program. If the DBD defines a main storage database (MSDB) or a data entry database (DEDB), the IMS system must contain Fast Path support.

Go through each database program communication block (DB PCB) of the involved PSB to pick up the data name. Then, search its DBD source for the LCHILD statement with PTR=INDX and with reference to the database name specified in this error message. Correct the error.

Module: DFSDLBLO

Related information:

 IMS abend 0909

DFS0910I INTERNAL PROG LOGIC ERROR PROCESSING PSB-*psbname*


Explanation: An internal programming error has occurred processing the indicated PSB.

System action: Abend 0910 is issued if batch DL/I was running. ACBGEN processing continues if the ACBGEN utility was being run.

Programmer response: Remove the PSB from the processing list and rerun the program. Before contacting IBM Software Support, have the associated PSB and DBDs available.

Module: DFSDLBLO

Related information:

 IMS abend 0910

DFS0911I ENQ LIST LENGTH ERROR FOR PSB *psbname*

Explanation: The processing option intent list length was calculated incorrectly for the named PSB.


System action: Abend 0911 is issued if batch DL/I was running. ACBGEN processing continues if the ACBGEN utility was being run.

Programmer response: This problem is an internal program logic error. Remove the PSB, and rerun the program.

Problem determination: 19, 35

Module: DFSDLBLO

Related information:

 IMS abend 0911

Chapter 2, "IMS problem determination," on page 13

DFS0912I PSB *psbname* REFERENCES SEGM *segmname* IN DBD *dbdname*. SEGM NOT FOUND.


Explanation: The named PSB referenced the named SEGM in the named DBD. The named SEGM does not exist in the named DBD.

System action: Abend 0912 is issued if batch DL/I was running. ACBGEN processing continues if the ACBGEN utility was being run.

Programmer response: Correct the PSB or DBD, and rerun the program.

Module: DFSDLBLO

Related information:

 IMS abend 0912

DFS0913I DBD *dbdname* CONTAINS INVALID ACCESS METHOD


Explanation: The named DBD contained an invalid or unknown access method.

System action: Abend 0913 is issued if batch DL/I was running. ACBGEN processing continues if the ACBGEN utility was being run.

Programmer response: Correct the DBD, and rerun the program.

Module: DFSDLBLO

Related information:

 IMS abend 0913

DFS0914I THE PCB FOR DATABASE - *dbdname* HAS PARTITIONED AND NON PARTITIONED DATABASES SPECIFIED

Explanation: This message can occur during the ACBGEN process if the database referenced by a PCB is related to one or more databases by a logical relationship, or a secondary index, and not all related databases are of the same type. The databases must all be partitioned, or they must all be nonpartitioned.

In the message text, *dbdname* can see a logical database. Use the name of the logical database to determine the referenced physical databases where the type mismatch occurs.

System action: The ACBGEN fails with a condition code 08.

Programmer response: Correct the database in error so that all of the databases in the logical relationship are either all partitioned or all nonpartitioned. Rerun the program.

Module: DFSDLB70

DFS0915I INDEX DBD-*dbdname*-HAS
INCORRECT SEQ FIELD LENGTH.
LENGTH SHOULD BE-*xxx* BYTES.


Explanation: The named INDEX DBD has a sequence field length specified which is not equal to the indexed field length. The correct length is indicated.

System action: Abend 0915 is issued if batch DL/I was running. ACBGEN processing continues if the ACBGEN utility was being run.

Programmer response: Correct the DBD in error, and rerun the program.

Module: DFSDLBLO

Related information:

 IMS abend 0915

DFS0916I NON-UNIQUE OR NO SEQ FIELD
SPECIFIED FOR DBD-*dbdname*


Explanation: The named DBD requires a sequence field be specified for the root segment. A sequence field was not specified, or the field was specified as not unique.

System action: Abend 0916 is issued if batch DL/I was running. ACBGEN processing continues if the ACBGEN utility was being run.

Programmer response: Correct the DBD, and rerun the program.

Module: DFSDLBLO

Related information:

 IMS abend 0916

DFS0917I DBD *dbdname* REFERENCES SEGM
segmname IN DBD *dbdname*. SEGM
DOES NOT EXIST.


Explanation: The first DBD referenced the named SEGM in the second DBD. The SEGM does not exist in the second DBD.

System action: Abend 0917 is issued if batch DL/I was running. ACBGEN processing continues if the ACBGEN utility was being run.

Programmer response: Correct one or both DBDs, and rerun the program.

Module: DFSDLBLO

Related information:

 IMS abend 0917

DFS0918I UNABLE TO LOCATE PHYSICAL
PARENT. PSB *psbname* SENSEG *senseg*
name


Explanation: The named PSB contained a SENSEG statement for the named segment. The SENSEG statement referenced a logical child segment as the first part of a segment concatenation. The second part of the concatenation, the logical or physical parent of the logical child, did not have a valid physical parent.

System action: Abend 0918 is issued if batch DL/I was running. ACBGEN processing continues if the ACBGEN utility was being run.

Programmer response: Correct the PSB or the DBDs in error, or both, and rerun the program.

Module: DFSDLBLO

Related information:

 IMS abend 0918

DFS0919I PSB-*psbname*-PCB-*pcbname* -KEYLEN
SPECIFICATION TOO SMALL.
KEYLEN SHOULD BE-*xxxxx* BYTES

Explanation: The named PCB in the named PSB contained a KEYLEN parameter that was too small to hold the longest fully concatenated key. The correct length is indicated.


If you define a PCB with the PROCSEQD operand for a PSB using a Fast Path secondary index, make sure that the value of the KEYLEN parameter is the larger of the longest physical concatenated key for a hierarchic path of sensitive segments or the longest concatenated key of the secondary data structure.

System action: Abend 0919 is issued if batch DL/I was running. ACBGEN processing continues if the ACB Maintenance utility was being run.

Programmer response: Correct the PSB and rerun the program.

Module: DBFUDLB0, DFSDLBLO

Related information:

 IMS abend 0919

DFS0920I PSB *psbname* REFERENCES DBD
dbdname WITH CONFLICTING
PROCOPTS

Explanation: The named PSB contained at least one reference to the named DBD with a PROCOPT of L and at least one additional reference to the same DBD with a PROCOPT of something other than L. The reference can be direct, such as in a PCB statement, or the reference can be indirect, such as in a DBD which references another DBD through logical or index relationships.


System action: Abend 0920 is issued if batch DL/I

was running. ACBGEN processing continues if the ACBGEN utility was being run.

Programmer response: Correct the PSB or one or more DBDs, or both, and rerun the program.

Module: DFSDLBLO

Related information:

 IMS abend 0920

DFS0921I PSB *psbname* IS NOT A PSB


Explanation: The named PSB was loaded. Upon examination, it was discovered the PSB was not a valid PSB.

System action: Abend 0921 is issued if batch DL/I was running. ACBGEN processing continues if the ACBGEN utility was being run.

Programmer response: Check the JCL or control statements, or both. Correct the error, and rerun the program.

Module: DFSDLBLO

Related information:

 IMS abend 0921

DFS0922I DBD *dbdname* IS NOT A DBD


Explanation: The named DBD was loaded. Upon examination, it was discovered the DBD was not a valid DBD.

System action: Abend 0922 is issued if batch DL/I was running. ACBGEN processing continues if the ACBGEN utility was being run.

Programmer response: Check the JCL or control statements, or both. Correct the error, and rerun the program.

Module: DFSDLBLO

Related information:

 IMS abend 0922

DFS0923I LC SEGM-*segmname*-IN DBD-*dbdname*-DATA LENGTH TOO SMALL. LENGTH SHOULD BE-*xxxxx* BYTES.


Explanation: The indicated logical child segment in the indicated DBD had a BYTES specification shorter than its logical parent's fully concatenated key. The minimum acceptable length is indicated.

System action: Abend 0923 is issued if batch DL/I was running. ACBGEN processing continues if the ACBGEN utility was being run.

Programmer response: Correct the DBD, and rerun the program.

Module: DFSDLBLO

Related information:

 IMS abend 0923

DFS0924I INDEX SEGMENT IN DBD-*dbdname*-TOO SHORT. LENGTH SHOULD BE-*xxxxx* BYTES.


Explanation: The root segment in the named INDEX DBD had a data length that was too small to hold the required index data. The minimum acceptable length is indicated.

System action: Abend 0924 is issued if batch DL/I was running. ACBGEN processing continues if the ACBGEN utility was being run.

Programmer response: Correct the DBD in error, and rerun the program.

Module: DFSDLBLO

Related information:

 IMS abend 0924

DFS0925I SEGM *segmname* IN DBD *dbdname* HAS A SEQ FIELD IN VIRTUAL LPCK AREA


Explanation: A named logical child segment had a sequence field defined which fell within the logical parent's concatenated key area in the logical child and the key was specified as VIRTUAL. The key must be specified as PHYSICAL if it is to be used as part of the physical twin sequence field.

System action: Abend 0925 is issued if batch DL/I was running. ACBGEN processing continues if the ACBGEN utility was being run.

Programmer response: Correct the DBD in error, and rerun the program.

Module: DFSDLBLO

Related information:

 IMS abend 0925

DFS0926I INVALID ALT PROC SEQ SPECIFIED FOR SENSEG-*segname* IN PCB-*pcbname* IN PSB-*psbname*

Explanation: The indicated PCB in the indicated PSB had an alternative processing sequence specified. The specified secondary index is not valid for the specified SENSEG.


System action: Abend 0926 is issued if batch DL/I was running. ACBGEN processing continues if the ACBGEN utility was being run.

Programmer response: Correct the PSB or the DBDs, or both, and rerun the job.

DFS0927I • DFS0932I

Module: DFSDLBL0

Related information:

 IMS abend 0926

DFS0927I INDEX DBD *dbdname* INDEXES
NON-EXISTENT FIELD IN DBD
dbdname

Explanation: The named INDEX DBD specified an indexed field in the INDEXED DBD that does not exist.

If the PSB contains only a Fast Path secondary index PCB to access the Fast Path secondary index database as a separate database, the associated DEDB PCB must be included in the PSB. The minimal DEDB PCB requires a SENSEG statement for the root segment of the associated DEDB database.


System action: Abend 0927 is issued if batch DL/I was running. ACBGEN processing continues if the ACBGEN utility was being run.

Programmer response: Correct the DBD in error, and rerun the program.

If the PSB contains only a Fast path secondary index PCB to access the Fast Path secondary index database as a separate database, include the associated DEDB PCB in the same PSB. The minimal DEDB PCB requires a SENSEG statement for the root segment of the associated DEDB database. Correct the PSB in error, and rerun the program.

Module: DFSDLBL0

Related information:

 IMS abend 0927

DFS0928I INDEX DBD *dbdname* INDEXES A
FIELD WHICH IS NOT A SEQ FIELD

Explanation: The named INDEX DBD indexed a valid field, but the field was not a sequence field.

System action: Abend 0928 is issued if batch DL/I was running. ACBGEN processing continues if the ACBGEN utility was being run.

Programmer response: Correct the DBD in error, and rerun the program.

Module: DFSDLBL0

Related information:

 Abend 0928

DFS0929I BLDL FAILED FOR MEMBER -- *member
name*

Explanation: A BLDL was issued for the named member. The member was not found in the DBD or PSB library.


System action: Abend 0929 is issued if batch DL/I

was running. ACBGEN processing continues if the ACBGEN utility was being run.

Programmer response: Correct the error in the appropriate library, and rerun the program.

Module: DFSDLBL0

Related information:

 IMS abend 0929

DFS0930I INVALID SEGMENT PAIRING FOR
SEGM *segmname* IN DBD *dbdname*

Explanation: The named DBD contained an LCHILD statement which referenced the named SEGM in a PAIR=*operand*. The named SEGM could not be found or the named SEGM was a virtual segment and the source segment contained a PTR=PAIRED operand.

System action: Abend 0930 is issued if batch DL/I was running. ACBGEN processing continues if the ACBGEN utility was being run.

Programmer response: Correct the DBD, and rerun the program.

Module: DFSDLBL0

DFS0931I INVALID INDEX RELATIONSHIP
BETWEEN INDEX DBD *dbdname* AND
INDEXED DBD *dbdname* IN PSB
psbname


Explanation: The named INDEXED DBD had an index relationship with the named INDEX DBD. Either the INDEX DBD did not have a similar relationship to the INDEXED DBD (for example, the INDEX DBD specifies a symbol pointer PTR=SYMB and the INDEXED DBD specifies a direct pointer PTR=INDX), or another DBD referenced in the named PSB also had an index relationship with the INDEX DBD.

System action: Abend 0931 is issued if batch DL/I was running. ACBGEN processing continues if the ACBGEN utility was being run.

Programmer response: Correct the appropriate PSB or DBDs, or both, and rerun the program.

Module: DFSDLBL0

Related information:

 IMS abend 0931

DFS0932I INDEX DBD *dbdname* HAS NO SEQ
FIELD


Explanation: The named INDEX DBD does not have a sequence field defined for the index segment.

System action: Abend 0932 is issued if batch DL/I was running. ACBGEN processing continues if the ACBGEN utility was being run.

Programmer response: Correct the INDEX DBD, and rerun the program.

Module: DFSDLBLO

Related information:

 IMS abend 0932

DFS0933I **INVALID INDICES=(*index name*)
SPECIFIED FOR PSB-*psbname***


Explanation: The indicated PSB contained an INDICES operand which was invalid. The indicated value of the INDICES operand was not a valid index name for the associated SENSEG statement.

System action: Abend 0933 is issued if batch DL/I was running. ACBGEN processing continues if the ACBGEN utility was being run.

Programmer response: Correct the PSB or DBDs in error, and rerun the job.

Module: DFSDLBLO

Related information:

 IMS abend 0933

DFS0934I **PSB *psbname* REFERENCED SEGM
segmname IN DBD *dbdname*. SEGM HAS
INVALID POINTERS**


Explanation: The named PSB referenced the named logical child SEGM in the named DBD. The logical child requires the logical parent concatenated key to be stored physically but VIRTUAL was specified, or the LP segment could not be located in the specified DBD.

System action: Abend 0934 is issued if batch DL/I was running. ACBGEN processing continues if the ACBGEN utility was being run.

Programmer response: Correct the appropriate DBD, and rerun the program.

Module: DFSDLBLO

Related information:

 IMS abend 0934

DFS0935I **INVALID LOGICAL STRUCTURE FOR
SEGM *segmname* IN DBD *dbdname*, PSB
*psbname***

Explanation: The named PSB referenced the named DBD in a SENSEG statement. However, a logical structure or relationship within this segment definition was invalid.


System action: Abend 0935 is issued if batch DL/I was running. ACBGEN processing continues if the ACBGEN utility was being run.

Programmer response: Correct the named DBD or the

logical DBD referenced by the PSB, and rerun the program.

Module: DFSDLBLO

Related information:

 IMS abend 0935

DFS0936I **SEGM *segmname* IN PSB *psbname*
SPECIFIED LOAD FOR VIRTUAL
SEGMENT**


Explanation: The named SEGM was referenced in the named PSB with a PROCOPT of L or LS. The SEGM is a virtual segment and as such cannot be loaded.

System action: Abend 0936 is issued if batch DL/I was running. ACBGEN processing continues if the ACBGEN utility was being run.

Programmer response: Correct the PSB, and rerun the program.

Module: DFSDLBLO

Related information:

 IMS abend 0936

DFS0937I **MISSING PARENS ON SOURCE
OPERAND-*segname* DBDNAME-*dbdname***


Explanation: The named DBD specified the named segment as a virtual segment. The SOURCE operand in the SEGM statement contained more than one SOURCE operand. The probable cause is a missing pair of parentheses on the SOURCE operand.

System action: Abend 0937 is issued if batch DL/I was running. ACBGEN processing continues if the ACBGEN utility was being run.

Programmer response: Correct the DBD, and resubmit the job.

Module: DFSDLBLO

Related information:

 IMS abend 0937


DFS0938I **DELETE PROCESSING COMPLETE
FOR {DBD|PSB} *membername***

Explanation: The named PSB or DBD was deleted from the IMS.ACBLIB by user request.

System action: Abend 0938 is issued if batch DL/I was running. ACBGEN processing continues if the ACBGEN utility was being run.

Module: DFSUACB0, DFSUAMB0

Related information:

 IMS abend 0938

DFS0939I INVALID PARMS SPECIFIED IN PARM FIELD


Explanation: The EXEC statement parameters specified were invalid or inconsistent.

System action: Abend 0939 is issued if batch DL/I was running. ACBGEN processing continues if the ACBGEN utility was being run.

Programmer response: Correct the PARM field on the EXEC statement, and resubmit the job.

Module: DFSUACB0

Related information:

 IMS abend 0939

DFS0940I {PSB | DBD} (*psbname* | *dbdname*) HAS BEEN {ADDED | REPLACED} IN LIBRARY. {PSB SIZE | DMB} SIZE = *xxxxxx* BYTES

Explanation: The named PSB or DBD has been modified in the ACB library. If it did not exist, it has been added. If it did exist, it has been replaced. The size of the member is as indicated.

Module: DFSUACB0, DFSUAMB0

DFS0941I PSB XXXXXXXXX IF USING DL/I SUBORDINATE ADDRESS SPACE, CSA SIZE = *xxxxxx*, SAS SIZE = *yyyyyyy*

Explanation: PSB XXXXXXXXX has been inserted or replaced in ACBLIB. If using DL/I subordinate address space, the PSB will require *xxxxxx* bytes of space in CSA and *yyyyyyy* bytes of space in DL/I subordinate address space private. If the PSB is defined as resident, the resident CSA PSB and DL/I PSB space is computed and obtained at initialization time. If not resident, the space is obtained from each PSB pool when the PSB is first used.

The sum of CSA size and SAS size in this message is not necessarily the same as the PSB size given in message DFS0940I. The PSB size in message DFS0940I includes the size of the intent list. The size of the CSA PSB and the SAS PSB do not include the size of the intent list.

Module: DFSUAMB0

Related information:

"DFS0940I"

DFS0942I IF USING DL/I SUBORDINATE ADDRESS SPACE, MAX CSA = *wwwwww* MAX SAS = *xxxxxx* AVERAGE CSA = *yyyyyyy* AVERAGE SAS = *zzzzzz*

Explanation: If using DL/I subordinate address space, *wwwwww* is the largest CSA space requirement, and

xxxxxx is the largest DL/I private space requirement for any single PSB processed by this ACBGEN. For all PSBs processed by the ACBGEN, *yyyyyyy* is the average CSA space requirement, and *zzzzzz* is the average DL/I private space requirement. The ratio of the average CSA and average SAS might provide some basis for determining the relative size of the two PSB pools. The ideal ratio might, however, be different because of other PSBs not processed by this ACBGEN or the frequency distribution of PSBs in the pool.

Module: DFSUACB0

DFS0943I PSB *PsbName* REQUIRES A MINIMUM OF *xxxxxxx* AND A MAXIMUM OF *xxxxxxx* BYTES OF STORAGE IN THE EPCB POOL

or

PSB *PsbName* REQUIRES A MIN OF *xxxxxxx* AND A MAX OF *xxxxxxx* BYTES OF STORAGE IN EPCB POOL IF USING FAST PATH

Explanation: The message describes the amount of storage that the PSB requires in the EPCB pool.

The first form of this message is used only in IMS Version 10 and IMS Version 11.

You are attempting to size the EPCB pool. Each PCB with PROCOPT=H requires additional storage in the EPCB pool for use by High Speed Sequential Processing (HSSP). The information that is required to calculate the exact size of the additional storage needed by HSSP was unavailable at the creation of this message. There is a minimum and maximum amount of additional HSSP work area storage obtained for each HSSP-sensitive PCB. This additional HSSP work area storage is used to present the minimum and maximum amount of storage the PSB requires in the EPCB pool.

The MAXIMUM amount of storage the PSB requires in the EPCB pool includes each IOPCB and ALTPCB in the PSB.

System programmer response: Use the maximum required EPCB size, because the HSSP work area is not large enough to accommodate the required space for the PSB.

Module: DBFUAMA0

DFS0944W BUILD FOR *dbdname* FAILED. A REQUIRED DBD WAS NOT IN DBDLIB

Explanation: An explicit ACB Generation request was made to build a DMB using a BUILD DBD=*dbdname* control statement, but a required DBD was not in DBDLIB. The missing DBD could be either the named DBD or a logically related DBD. This message is preceded by a DFS0929I message for the missing DBD.

System action: The DBD is not replaced or added, and a return code 8 is set.

Programmer response: Add the missing DBD to DBDLIB and rerun ACB Generation.

Module: DFSUACB0

Related information:

“DFS0929I” on page 252

DFS0945I PSB-*psbname*-PCB-*pcbname* HAS NO SENSITIVE SEGMENTS.

Explanation: The named database PCB within the named PSB had no SENSEG statements defined at PSBGEN time. The PSBGEN was invalid.

System action: Abend 0938 is issued if batch DL/I was running. ACBGEN processing continues if the ACBGEN utility was being run.

Programmer response: Correct the PSB source statements, and rerun PSBGEN.

Module: DFSDLBLO

Related information:

➡ IMS abend 0938

DFS0946I INDEX DBD-*dbdname* INDEXES A SYSTEM RELATED FIELD

Explanation: The indicated INDEX DBD contained an INDEX= operand that specified a field name with a /CK as the first 3 characters.

System action: Abend 0939 is issued if batch DL/I was running. ACBGEN processing continues if the ACBGEN utility was being run.

Programmer response: Correct the DBD, and rerun the job.

Module: DFSDLBLO

Related information:

➡ IMS abend 0939

DFS0947I DBD *dbdname* BUILD DID NOT FORCE PSB REBUILDS.

Explanation: The database *dbdname* was specified in a BUILD DBD= statement but was unchanged in the areas that required rebuild of referencing PSBs. These PSBs are not automatically rebuilt. (All PSBs explicitly listed on BUILD DBD= statements will be rebuilt.) PSB Selective Rebuild does not apply to Fast Path MSDBs.

System action: DBD is replaced in ACBLIB, but referencing PSBs are not changed.

Programmer response: No action is required.

Module: DFSUAMB0

DFS0948I SEGM-*segmname*-IN DBD-*dbdname*-IS VARIABLE LENGTH. PHYSICAL PAIR OF SEGMENT IS FIXED LENGTH.

Explanation: The indicated segment in the indicated DBD was a physically paired logical child of variable length. The opposite pair was fixed length. Physically paired segments must have the same length attributes.

System action: Abend 0941 is issued if batch DL/I was running. ACBGEN processing continues if the ACBGEN utility was being run.

Programmer response: Correct the DBD in error, and rerun the job.

Module: DFSDLBLO

Related information:

➡ IMS abend 0941

DFS0949I INDEX DBD-*dbdname*-INDEXES ITSELF

Explanation: The indicated INDEX DBD contained an LCHILD statement that contained the same database name for the indexed database as the name for this index database.

System action: Abend 0942 is issued if batch DL/I was running. ACBGEN processing continues if the ACBGEN utility was being run.

Programmer response: Correct the DBD, and rerun the job.

Module: DFSDLBLO

Related information:

➡ IMS abend 0942

DFS0950I LOGICAL CHILD OR LOGICAL PARENT IN DBD *dbdname* REFERENCES SEGM *segment name*. REFERENCED SEGM HAS NO CORRESPONDING REFERENCE.

Explanation: An invalid logical relationship exists:

- A logical child references the named segment in the indicated database and the named logical parent does not have an LCHILD statement.
- A logical parent references a logical child segment in the named database and the logical child does not have a reference for the logical parent.
- A logical DBD does not contain a reference to the named segment in the SOURCE= operand that references its corresponding logical child or logical parent.


System action: Abend 0943 is issued if batch DL/I was running. ACBGEN processing continues if the ACBGEN utility was being run.

Programmer response: Correct the DBD, and rerun the job.

DFS0950I

Module: DFSDLBL0

Related information:

 [IMS abend 0943](#)

Chapter 23. DFS messages, DFS0951I - DFS1000I

This topic contains the following messages:

DFS0951I **SEGM *segment name* IS PHYSICALLY PAIRED. ITS PAIR DOES NOT HAVE EQUAL INTERSECTION DATA LENGTH.**

Explanation: The referenced segment is physically paired. Either the two intersection data lengths are not equal (for fixed-length segments); or the maximum intersection data lengths for the two paired segments are not equal.


System action: Abend 0957 is issued if batch DL/I was running. ACBGEN processing continues if the ACBGEN utility was being run.

Programmer response: Correct the DBD, and rerun the job.

Problem determination: 1, 2, 3, 5, 8, 11, 17a, 17d, 17g, 20, 35

Module: DFSDLBL0

Related information:

 IMS abend 0957

Chapter 2, "IMS problem determination," on page 13

DFS0952I **INVALID PROCOPT SPECIFIED FOR PRIMARY INDEX DBD *nnnnnnn***

Explanation: An invalid PCB processing option was specified for a PCB which references either a primary or secondary index DBD. If a PCB references a primary index DBD, the only valid processing option is G, or GOx. If a PCB references a secondary index DBD, this message will be returned if the PCB processing option is L or LS. For a secondary index DBD, processing option of I is also invalid, but if I is specified, the processing option is changed to exclude the I and warning message DFS2438W is sent.

System action: If this condition occurs while building the blocks in a batch 'DLI' region, abend 0958 is issued. If this condition occurs while doing an ACBGEN, the ACBGEN continues and additional messages indicate the action taken regarding the PSB is in error.

Programmer response: Change the PSB to not reference the primary or secondary index DBD; or change the processing option of the PCB to a valid processing option for the index DBD.

Problem determination: 1, 2, 3, 5, 8, 11, 17a, 17d, 17g, 20, 35

Module: DFSDLBL0

Related information:

Chapter 2, "IMS problem determination," on page 13

DFS0953I **LOGICAL CHILD IN DATA BASE *xxxxxxx* HAS A L/P PTR SPECIFIED. LOGICAL PARENT IS IN HISAM ORG.**


Explanation: An error exists in the logical child SEGM statement in database *xxxxxxx*. It is not permissible to specify a direct pointer to a database with HISAM organization. PTR=LP is the incorrect specification; only PTR= should be specified.

System action: If running under DL/I, IMS terminates abnormally with abend 0959.

Programmer response: Correct the logical child SEGM statement to remove the LP specification. Specify instead only PTR= and reassemble the DBD. Rerun the job.

Module: DFSDLBL0

Related information:

 IMS abend 0959

DFS0954I **LOGICAL PARENT IN DATA BASE *xxxxxxx* HAS AN L/C POINTER. THE REFERENCE L/C IS IN HISAM ORG.**

Explanation: An error exists in the LCHILD statement in database *xxxxxxx*. You have specified either PTR=SNGL or PTR=DBLE; both specifications are incorrect. It is not permissible to specify a direct pointer to a database with HISAM organization.

System action: If running under DL/I, IMS terminates abnormally with abend 0960.

Programmer response: Correct the LCHILD statement, reassemble the DBD, and rerun the job.

Module: DFSDLBL0

DFS0955I **DBD *xxxxxxx* IS A SHARED INDEX WITH MORE THAN ONE XDFLD CONSTANT OF THE SAME VALUE SPECIFIED**

Explanation: An error exists in the XDFLD statement in the DBD that points to the shared Index. You have specified more than one XDFLD constant of the same value. Each XDFLD statement for a shared index must have a unique CONST= specification.


DFS0956I • DFS961W

System action: If running under DL/I, IMS terminates abnormally with abend 0961.

Programmer response: Correct the XDFLD statements in error, reassemble the DBDs, and rerun the job.

Module: DFSDLBLO

Related information:

 IMS abend 0961

DFS0956I PSB *psbname* CONTAINS AN
HIERARCHIC SEQUENCE ERROR AT
SENSEG *segname*


Explanation: The SENSEG statements within the named PSB were not specified in hierarchic sequence (top to bottom, left to right).

System action: Abend 0962 is issued if batch DL/I was running. ACBGEN processing continues.

Programmer response: Correct the order of the SENSEG statements, and rerun the job.

Module: DFSDLBLO

Related information:

 IMS abend 0962

DFS0957W PSB *psbname* IS TOO LARGE FOR
ACBGEN.SIZE=*xxxxxxx*
MAXIMUM=04194240

Explanation: ACBGEN determined that PSB *psbname* exceeded the size allowed by IMS. The generated PSB size is *xxxxxxx*. The maximum allowed PSB size is 4,194,240 bytes.

System action: The PSB is deleted from ACBLIB and a return code 8 is set. ACBGEN continues with the next PSB.

Programmer response: Redesign the PSB with fewer SENSEG and PCB statements.

Module: DFSUAMB0

DFS958I CHKPT NOT FOUND ON LOG

Explanation: A checkpoint ID was specified by a CHKPT statement as a stopping point for the database-backout process, but a corresponding batch-checkpoint record was not found on the log. No backout is performed.

Programmer response: Ensure that the correct ID is specified and the correct log data set is mounted.

Problem determination: 1, 2, 3, 5, 8, 11, 17a, 17d, 17g, 20, 36

Module: DFSBACK0

Related information:

Chapter 2, "IMS problem determination," on page 13

DFS959I CHKPT NOT WITHIN LAST
SCHEDULE OF PGM

Explanation: The batch-checkpoint record specified by a CHKPT statement was located on the log, but a subsequent scheduling of the program was found on the same log volume. No backout is performed.

Programmer response: Only database changes made during the most recent scheduling of a program should be backed out.

Problem determination: 1, 2, 3, 5, 8, 11, 17a, 17d, 17g, 20, 36

Module: DFSBACK0

Related information:

Chapter 2, "IMS problem determination," on page 13

DFS0960I WARNING DBD-*dbdname*-NOT
REPLACED IN LIBRARY

Explanation: The named DBD was processed as the result of a BUILD PSB= request, but the DBD existed in the ACBLIB. If BUILD DBD= was specified, a PSB referenced the requested DBD and the named DBD. The named DBD was not rebuilt.

System action: IMS continues processing but generates a return code of 4.

Programmer response: If the named DBD requires replacement in the ACBLIB, the DBD must be processed with a BUILD DBD= control statement.

Problem determination: 2, 4, 17d, 18, 19

Module: DFSUAMB0

Related information:

Chapter 2, "IMS problem determination," on page 13

DFS961W MULTIPLE OCCURRENCES OF
LOGICAL TWIN SEQ FIELD
DETECTED. FIELD DEFINED AS
UNIQUE.

Explanation: A database with a logical child indicated a unique logical twin sequence field was already loaded with nonunique logical twin sequence fields.

System action: IMS continues processing. The Prefix Update utility (DFSURGP0) marks the nonunique logical twin record deleted on the logical path. The delete rules are ignored.

Programmer response: Delete the affected segments and reinsert them with corrected sequence fields during any subsequent update run.

Problem determination: 1, 2, 3, 5, 8, 11, 17a, 17d, 17g, 20, 36

Module: DFSURG10

Related information:

Chapter 2, "IMS problem determination," on page 13

DFS0962I DBD *dbdname* NOT PROCESSED. NO ACBLIB PSB REFERENCES THE NAMED DBD.

Explanation: A BUILD DBD= control statement requested processing of the named DBD, and the PSBs that reference the DBD are not found in the PSBLIB.

System action: IMS continues processing.

Programmer response: Verify that the correct DBD name has been specified and that the PSBs that reference the DBD are in the PSBLIB.

Module: DFSUACB0

DFS0963W PURGE DATE CONFLICTS WITH INPUT ACCUM DATA FROM DD *ddname* DATA BASE *database name* FOR FUNCTION CA.

Explanation: The old change-accumulation-data set header record contains a creation date and time. The specified purge date is before the creation data and time. If the input log data set contains records created before the old change accumulation database, extra records will have been accumulated that cannot be used in recovery.

System action: IMS continues processing but generates a return code of 4.

Programmer response: Ensure that the input log data set does not include any records for the named database that were created before the old change accumulation database.

Problem determination: 2, 3, 8, 36

Module: DFSUC350

Related information:

Chapter 2, "IMS problem determination," on page 13

DFS964I INVALID PROCOPT SPECIFIED FOR PCB=*pcbname*, IN PSB=*psbname*


Explanation: The named PCB contained a PROCOPT of H but the DBD is not a DEDB. The PROCOPT H is only valid for a DEDB.

System action: Abend 0996 is issued if batch DL/I was running. ACBGEN processing continues if the ACBGEN utility was running.

Programmer response: Correct the PSB and run the program again.

Module: DFSDLBLO

Related information:

 IMS abend 0996

DFS965A DBD LRECL OR BLKSIZE DIFFERS FROM IMAGE HEADER

Explanation: The Recovery utility compared the data set logical record and the block size for the data set being recovered and detected a difference between the DBD values and the values in the input image copy header record, or differences between CINV and LRECL (as defined to VSAM) and the values in the input image copy header record.


System action: If an ABEND control statement is provided, abend 0302 is issued. Otherwise, processing continues, but a return code of 8 is generated.

Programmer response: The DBD contains the data set logical record and the block size that is different from the header values of the same data set. Verify that the DBD name and the ddname are correct, and that the DBD was not changed. If the output is a preallocated VSAM data set, ensure that the CINV and LRECL values defined to VSAM agree with the DBD values.

Problem determination: 2, 3, 8, 35. If running under the Utility Control facility, rerun the job with a FUNCTION=OP, MSGNUM=965 control statement in the DFSYSIN data set. Supply a SYSUDUMP DD statement to this step.

Module: DFSURDB0

Related information:

 IMS abend 0302

Chapter 2, "IMS problem determination," on page 13

DFS966W RECOVERY OF ROOT ONLY VSAM ESDS HISAM DATA BASE *ddname* NOT REQUIRED

Explanation: One of the following conditions existed:

- You attempted to access the ESDS of a root-only VSAM HISAM database. This data set is not used by IMS and is not required for processing. It cannot be image-copied or recovered.
- The specified ddname does not belong to this database.

System action: The utility completes normally without image copying the ESDS or recovering the ESDS data set.

Operator response: If running under the Utility Control facility, rerun the job with a FUNCTION=OP, MSGNUM=966 control statement in the DFSYSIN data set. Supply a SYSUDUMP DD statement to this step.

Programmer response: If condition 1, above, does not pertain, verify that the ddname belongs to this DBD and that it is spelled correctly. Correct any error and rerun the job.

Problem determination: 2, 3, 8, 36

Module: DFSRCP00

Related information:

Chapter 2, "IMS problem determination," on page 13

DFS967I **WARNING-EMPTY DATASET-
DDNAME-*ddname***

Explanation: The Image Copy utility found the specified data set to be empty.

System action: The utility completes processing with a return code of 4.

Programmer response: If the empty data set condition is invalid, ensure that all input is correct and resubmit the job.

Module: DFSUDMP0

DFS968I **DBD=*dbdname* WITHIN PSB=*psbname*
SUCCESSFULLY BACKED OUT**

Explanation: This message identifies a successful backout for the named database.

Module: DFSRBOI0

DFS969I **ERROR LOADING PSB *xxxxxxxx* FOR
BACKOUT**

Explanation: DL/I blocks could not be loaded for a PSB requiring backout. The reason might be insufficient pool space, an I/O error (message DFS561 was issued), or errors occurring during IMS initialization (appropriate messages were issued).

System action: Backout is not done. The program and databases requiring backout are stopped. Processing continues.

Operator response: Run the Batch Backout Utility for the PSB named before starting the PSB and databases.

Problem determination: 1, 5, 8, 11; and a memory dump taken with the /CHECKPOINT FREEZE ABDUMP command.

Module: DFSRBOI0

Related information:

"DFS561E" on page 153

"DFS561A" on page 152

Chapter 2, "IMS problem determination," on page 13

DFS970I **(UNEXPECTED STATUS |
OPNDST/OPNSESS FAILED |
CLSDST/TRMSESS FAILED |
GENCB/MODCB ERROR | FORCED
CLEANUP DONE | SESSION
FAILURE), NODE *node name*, USER/*user
name* | N/A, (UNDEFN | SETLOG |
SIMLOG | OPNDST | OPNSEC |
CLSDST | SEND | RECEIV | TRMSES
| RQR | RESTSR | INQUIR | SESSNC
| *****), RC=*FDB2* =,
LOSTERM= | NSEXIT= | UNBIND=,
SENSE=, REASON=**

Explanation: The following explains the function and commands of this message:

Function: Indicates function being performed when failure occurred:

UNEXPECTED STATUS

RC, FDB2, and RPLREQ field in the RPL had an invalid combination (that is, SEND operation completed with an invalid return code being returned for SEND), or LOSTERM EXIT was scheduled.

OPNDST/OPNSESS

Failure occurred during OPNDST/OPNSESS processing.

CLSDST/TRMSESS

Failure occurred during CLSDST/TRMSESS processing.

GENCB/MODCB ERROR

A failure occurred during the attempt to set up the RPL or NIB for an OPNDST or CLSDST.

FORCED CLEANUP DONE

A /CLS FORCE command was issued to simulate an NSEXIT with a cleanup RU to free a hung node with outstanding I/O. RC, FDB2, and RPLREQ are from the RPL with the outstanding I/O.

SESSION FAILED

Node connection terminated.

Command: Indicates type of command being run when failure occurred:

UNDEFN

RPL has an undefined value in the RPLREQ field.

SETLOG

Failure occurred during SETLOGON command.

SIMLOG

Failure occurred during SIMLOGON command.

OPNDST | OPNSEC

Failure occurred during OPNDST or OPNSEC command.

CLSDST | TRMSESS

Failure occurred during CLSDST or TRMSESS command.

SEND Failure occurred during SEND command.

RECEIV

Failure occurred during RECEIVE command.

RESETSR

Failure occurred during RESETSR command.

INQUIR

Failure occurred in attempting to inquire for BIND parameters.

SESSNC

Failure occurred during SESSIONC command.

RQR Invalid VTAM RQR command was received by IMS for this node.

***** Normal if there was no operation in progress, or LOSTERM has a hexadecimal value.

Error Data:

- RC=value in the RPLRTNCD field.
- FDB2=value in the RPLFDB2 field.
- LOSTERM= | NSEXIT=value passed to the IMS LOSTERM or NSEXIT exit by VTAM.
 - X'0C' - LOSTERM
 - X'29' - NSPE Cleanup RU
 - X'20' - NSPE Notify RU
 - X'B0' - Unbind received
 - X'00' - Neither LOSTERM nor SPE
- UNBIND=unbind code passed to IMS SCIP exit by VTAM.
- SENSE=sense code passed from VTAM, DEVICE, or NSEXIT.
- REASON=reason code generated by NSEXIT or UNBIND

See *z/OS Communications Server SNA Programming* (SC31-8829) for a more detailed description of VTAM indicators and sense values.

System action: ACF/VTAM terminated the session, but IMS continues processing.


Operator response: (master terminal) Try to start the session after diagnosing the problem.

Programmer response: No action is required.

Problem determination: 1, 5, 6, 12, 14, 25

Module: DFSCM7A0, DFSCVCS0, DFSCVHA0, DFSDN280

Related reference:

 z/OS: Exception conditions and sense information

Related information:

Chapter 2, "IMS problem determination," on page 13

DFS971I (I/O ERR | INT REQ) NODE *node name, ssbytes, error description*

Explanation: An I/O operation to an IBM 3270 device completed abnormally. The *ssbytes* are 3270 sense/status bytes out of the RPL as passed to IMS by VTAM. The error-description-field VTAM indicators are:

PATH A recoverable-path error occurred.

CPM An unrecoverable error occurred.

STATE An error occurred in the use of bracket indicators by the node.

FI A function-interpreter error occurred.

RR A request-reject error occurred.

The error-description-field sense/status indicators are:

DB Device Busy

US Unit Specify

DE Device End

TC Transmission Check

CR Command Reject

IR Intervention Required

EC Equipment Check

DC Data Check

CC Control Check

OC Operation Check

Tip: See *z/OS Communications Server SNA Programming* (SC31-8829) for VTAM indicators and information about 3270 sense or status indicators.


System action: CLSDST the node except for intervention-required conditions. On intervention-required processing, the operation continues normally after the node (terminal) is made ready.


Operator response: Attempt to OPNDST the node and continue operation if possible; if not possible, see *Problem determination*. For intervention-required processing, make the node ready and processing should continue normally. Obtain IMS Transaction Manager trace of the failure.

Problem determination: 14, 23, 36

Module: DFSCVE00

Related reference:

 z/OS: Exception conditions and sense information

 z/OS: Summary of control requests and indicators

Related information:

Chapter 2, "IMS problem determination," on page 13

DFS972A *IMS (DCCTL) AWAITING MORE INPUT*

Explanation: A multisegment message was started from the system console. More data is required to complete the message. If (DCCTL) is displayed in the message, you are in the DCCTL environment.

System action: Processing continues, but ITASK waits for input.

Operator response: Enter the required segments, ending the last segment with a period.

Module: DFSDNSC0

DFS973I LINE xxx, PTERM yyy, aaa, {G|S}, tttt, ssss, conditions

Explanation: A remote 3271/3275 online *aaa*, which is IMS line *xxx*, physical terminal (PTERM) *yyy*, has sent IMS a sense-status message containing information other than a device-end (X'C240'). The message was sent in response to a specific or general poll from IMS, as represented by an S or a G. The terminal address sent by the 3270 is displayed in the field represented by *tttt*, and the sense-status bytes are displayed in field *ssss*. The sense-status bytes are interpreted and printed in the conditions area. The interpretations have the following meanings:

Byte	Meaning
DB	Device busy
US	Unit specify
DE	Device end
TC	Transmission check
CR	Command rejected
IR	Intervention required
EC	Equipment check
DC	Data check
CC	Control check
OC	Operation check

Operator response: If message DFS072I, DFS251I or DFS0253 is also received for the 3270 terminal, the information in this message should be given to the IBM representative.

Problem determination: 1, 6, 14, 23

Module: DFSC3270

Related information:

“DFS072I” on page 42

“DFS251I” on page 75

“DFS253” on page 76

Chapter 2, “IMS problem determination,” on page 13

DFS0974I SEGMENT xxxxxxxx IN DATABASE yyyyyyyyyy HAS AN INVALID DELETE RULE FOR SEGMENT DATA USER EXITS

Explanation: Segment xxxxxxxx in database yyyyyyyyyy

has a delete rule that is not supported for exits defined on the DBD/SEGM statement as EXIT=.

System action: Processing terminates with RC=8.

Programmer response: Correct the EXIT= definition.

Problem determination: 2, 3, 8, and 19

Module: DFSDLB00

Related information:

Chapter 2, “IMS problem determination,” on page 13

DFS975W NON-RECOVERABLE DBD=xxxxxxx WITHIN PSB=yyyyyyyy STOPPED DUE TO UNKNOWN BACKOUT STATUS

Explanation: IMS encountered a situation in which the databases modified by application yyyyyyyyyy needed to be backed out. The backout could not be completed. Database xxxxxxxx is stopped. Because this is a non-recoverable database, IMS does not make any further attempt to back it out. It should not be started until it has been restored to an acceptable condition.

System action: The database xxxxxxxx is stopped.

System programmer response: Restore the database.

Module: DFSRBOI0, DFSRBLB0

DFS976I nnn MESSAGES(S) PURGED, x PURGED MSG(S) REROUTED, DEQ CMD SUPPRESSED BY MESSAGE CONTROL ERROR EXIT

or

nnn MESSAGE(S) PURGED, x PURGED MSG(S) REROUTED

or

nnn MESSAGES(S) PURGED, DEQ CMD SUPPRESSED BY MESSAGE CONTROL ERROR EXIT

Explanation: The /DEQUEUE command for NODE, LTERM, and MSNAME causes the invocation of Message Control/Error Exit before the processing of each message. A /DEQUEUE command with the PURGE keyword caused the number of messages (*nnn*) to be purged from the message queue. A purged Fast Path message, if any, is included in the displayed count of purged messages.

The user exit requests to purge the messages from the queue and then reroute them to a different destination. The variable *x* is the number of purged messages that were rerouted.

System action: The command completed successfully.

Operator response: (master terminal) This message results when the Message Control/Error Exit is

customized in the receiving system to specify an incorrect exit flag, or the exit flag is correct but an error was found while IMS was performing the requested action and the associated default was performed. Inform the system programmer

System programmer response: Find the default action from Message Control/Error Exit DFSCMUX0. Look for the error description in the MSNBMSG area of Message Control/Error Exit interface block MSNB, which is a forced log entry in the X'6701' CMEI record for send error, receive error, and the DEQ command. Correct the exit flag or the destination for reroute, if appropriate.

Problem determination: 14

Module: DFSICLJ0

Related information:

Chapter 2, "IMS problem determination," on page 13

DFS976I *mmm* MESSAGES(S) PURGED, *x*
PURGED MSG(S) REROUTED, DEQ
CMD SUPPRESSED BY MESSAGE
CONTROL ERROR EXIT

or

mmm MESSAGE(S) PURGED, *x* PURGED MSG(S)
REROUTED

or

mmm MESSAGES(S) PURGED, DEQ CMD
SUPPRESSED BY MESSAGE CONTROL ERROR
EXIT

Explanation: The /DEQUEUE command for NODE, LTERM, and MSNAME causes the invocation of Message Control/Error Exit before the processing of each message. A /DEQUEUE command with the PURGE keyword caused the number of messages (*mmm*) to be purged from the message queue. A purged Fast Path message, if any, is included in the displayed count of purged messages.

The user exit requests to purge the messages from the queue and then reroute them to a different destination. The variable *x* is the number of purged messages that were rerouted.

System action: The command completed successfully.

Operator response: (master terminal) This message results when the Message Control/Error Exit is customized in the receiving system to specify an incorrect exit flag, or the exit flag is correct but an error was found while IMS was performing the requested action and the associated default was performed. Inform the system programmer

System programmer response: Find the default action from Message Control/Error Exit DFSCMUX0. Look for the error description in the MSNBMSG area of Message

Control/Error Exit interface block MSNB, which is a forced log entry in the X'6701' CMEI record for send error, receive error, and the DEQ command. Correct the exit flag or the destination for reroute, if appropriate.

Problem determination: 14

Module: DFSICLJ0

Related information:

Chapter 2, "IMS problem determination," on page 13

DFS977I INOP/NA: *n n n n*

Explanation: The 2770 terminal recognized a component error and has marked a component inoperable. After the error has been processed, this message is printed at the 2770 terminal if there is an available printer or 2265 component to receive the message. The message depicts the current terminal status. All inoperable or not-attached component slots have their slot number (*n*) placed in the message.

Operator response: Correct the error condition at the terminal, verify data processed by the system. Then issue the appropriate component restart command.

Module: DFSDN090

DFS978I PLEASE RESEND LAST LINE

Explanation: An I/O error has occurred reading the last segment.

Explanation: Reenter the last segment, or, if wanted, use a /CANCEL command to cancel all previous segments.

Problem determination: 1, 6, 23

Module: DFSCLM00, DFSDS050

Related information:

Chapter 2, "IMS problem determination," on page 13

DFS979I BATCH MESSAGE PROGRAM *psbname*
WAS ACTIVE AT TIME OF FAILURE

Explanation: Emergency restart has determined that the batch message program indicated by *psbname* was active at the time of the failure that necessitated the emergency restart.

This message can also occur from a failure during a backout process during other processing.

System action: By restart - the program and its associated databases are stopped. Message DFS981I accompanies this message to identify the stopped databases.

Operator response: (master terminal) Run the Batch Backout utility, DFSBBO00, as described in, using the same tapes as entered for the emergency restart. Then start the program and databases, and rerun the batch message program.

Problem determination: 4, 5

Module: DFSRBLB0, DFSRBOI0

Related information:

Chapter 2, "IMS problem determination," on page 13

DFS980I *hh:mm:ss* **BACKOUT PROCESSING HAS ENDED FOR PSB *psbname***

Explanation: The database backout facility has ended for the named PSB. This situation can occur during emergency restart or dynamic backout during online execution with program isolation.

Message DFS968I or DFS981I precedes this message for each database within the PSB involved in the backout.

System action: Normal processing continues.

Module: DFSRBOI0

Related information:

"DFS968I" on page 260

"DFS981I"

DFS981I *DBD=dbdname* **WITHIN PSB=*psbname* STOPPED DUE TO (BACKOUT FAILURE|ERE NOBMP START|COLDBASE START|REMOTE TAKEOVER)**

Explanation: This message identifies a database that was stopped for the specified reason.

Programmer response: In all cases, you must do a backout for the database. For the BACKOUT FAILURE and ERE NOBMP START reasons, you can do the backout by entering a /START DB or UPDATE DB START(Access) command. For the COLDBASE START reason, you must do a batch backout. For the REMOTE TAKEOVER, a forward recovery followed by a batch backout are required.

Module: DFSRBOI0, DFSRBLB0

DFS982I **I/O ERROR READING BACKOUT QUEUE, BSN=*bbbbbbbb* RC=*rr***

or

I/O ERROR READING BACKOUT QUEUE COVERING SYSTEM CHKPT=*yyddd/hhmmss* BSN=*bbbbbbbb* RC=*rr*

Explanation:

The first message is issued only in batch. The second message is the online (TM and DBCTL) form of the message, where *yyddd/hhmmss* is the last system checkpoint ID that occurred before the start of the unit-of-recovery being backed out. An error occurred while reading the log. If an I/O error occurred, message DFS0414I should be issued.

If DBRC is active, it must be notified when the database is recovered. If DBRC is inactive, this message might be issued again, even though recovery is no longer required. DBRC is notified automatically when Batch Backout is run.

This message can also be issued when a problem occurs and there is an excessive number of records to back out and some records needed for backout had already been archived.

| In the message text:

| *bbbbbbbb*

| *rr* Indicates the log block sequence number.

| *rr* Indicates the log return code.

System action: IMS processing continues, but the backout fails.

| For the first form of this message, take the X'67FF' log records to the IMS log.

| For the second form of this message, take the supervisor call (SVC) dump.

Module: DFSRBOI0

DFS983I **I/O ERROR IN DATA BASE *xxxxxxx*, PROGRAM *xxxxxxx* DURING BACKOUT.**

Explanation: An I/O error occurred while emergency restart or dynamic backout was attempting to back out incomplete transactions for the database and program specified. The database is stopped, and processing is allowed to continue against the remaining databases.

This message can be issued with PURGE in the place of the database name. This indicates that the call to purge the buffers used for this backout has failed. Subsequently, to protect database integrity and ensure that all transactions against the database and PSB are backed out, batch backout should be performed.

System action: The database is stopped and normal processing continues.

Operator response: (master terminal) When the recovery and backout are complete, the user should start the database and program with the appropriate master terminal commands.

Programmer response: The user should run the Data Base Recovery utility against the database. When the recovery is complete, the Data Base Backout utility should be run, specifying the program indicated in the error message and the same tapes used for input to the emergency restart. Running the Batch Backout utility after this error message might result in message DFS888I being returned from batch backout indicating no backouts exist for PSB *xxxxxxx*. If the correct input tapes were used, DFS888I indicates that the prior emergency restart or dynamic backout did successfully backout the incomplete transactions for the database / program name, before the I/O error was incurred.

Problem determination: 1, 5, 8, 11

Module: DFSRBO10

Related reference:

 Recovery utilities (Database Utilities)

Related information:

“DFS888I” on page 243

Chapter 2, “IMS problem determination,” on page 13

**DFS984I UNABLE TO OPEN DATA BASE
xxxxxxx, PROGRAM xxxxxx FOR
BACKOUT.**

Explanation: Emergency restart was unable to open a data set for backout processing.

System action: The database and the program are stopped and normal processing continues.


Operator response: (master terminal) After database recovery or backout, or both, are complete, the user should start the database and the program with the appropriate master terminal commands.

Programmer response: Check the DD statement for the database involved and make certain it is online. If the JCL is correct, the failure that prompted the emergency restart might have damaged the database. If so, follow the programmer response for message DFS983I. If this is not the case, run the Database Backout utility specifying the program indicated in the error message and the same tapes used for input to the emergency restart.

Problem determination: 1, 5, 8

Module: DFSRBO10

Related reference:

 Database Recovery utility (DFSURDB0) (Database Utilities)

Related information:

Chapter 2, “IMS problem determination,” on page 13

**DFS985I SYSTEM ERROR DURING BACKOUT
FOR DB=ddddddd, PGM=pppppppp,
LOG SEQ=yyyyyyyy, RC=zzzzzzzz**

Explanation: An error occurred while emergency restart or dynamic backout was attempting to back out incomplete transactions for data base dddddddd and program pppppppp. The field yyyyyyyy is the hexadecimal sequence number of the data base change log record being processed. The field zzzzzzzz is either a pseudoabend code that occurred during backout, the value 4, or the value 10. A value of 4 or 10 indicates an error other than a pseudoabend occurred.

System action: The database and the program are stopped, and processing continues. A type X'67FF' pseudoabend is written to the log data set.

Operator response: (master terminal) For the first case, reinitialize IMS; then retry the emergency restart. For the second case, start the database and the program with the appropriate master terminal operator after the database recovery or backout, or both, are complete.

Programmer response: The following two cases should help determine and resolve the problem:

- If RC=00000004 is received during /ERE processing, a data management block (DMB) directory entry might not have been found for the database being backed out. Be sure the IMS nucleus used to restart the system is the same one in use at the time of the original system failure. If this is the problem, restart the IMS job specifying the correct nucleus; then rerun the emergency restart.
- If RC=00000010 is received, the most likely reason is because register 3 contained a negative value when the CSRCE\$RV macro was issued.
- If RC=Uxxxx (xxxx is the pseudoabend code that occurred during /ERE or Dynamic Backout), or RC=00000004 and the first case is not the problem, then the type X'67FF' pseudoabend record on the log data set is needed to determine the cause of the problem. Run the Database Backout utility specifying program pppppppp and either the logs used for input to the emergency restart or the logs in use at the time of the dynamic backout.

Problem determination: 1, 5, 8, 17b

Module: DFSRBO10

Related information:

Chapter 2, “IMS problem determination,” on page 13

**DFS986A CANNOT OPEN SYSTEM
DATASET-DD NAME-nnnnnnnn, RC=xx**

Explanation: A DD statement was missing or a data set requires formatting. During a restart with formatting, an I/O error might have occurred in the data set indicated by nnnnnnnn. Return code xx is defined as follows:

Code (hex)	Meaning
00	This condition is normal.
04	The DCB is already being opened or closed.
08	The DCB is already open.
0C	The DECBTYPE is invalid.
10	A failure occurred in the IMS SVC. DCBWRK1 indicates the reason. See message DFS0730I for error subcodes.
14	An I/O error occurred while the OSAM OPEN routine was scanning for a file mark, formatting, or writing a file mark. See DECBSTAT for additional information.
18	An invalid RBN was calculated. The RBN is either 0 or greater than the maximum RBN for the data set. When multiple data sets are defined for the short or long message queue, the error might be caused by the incorrect

space specification of the multiple data sets. See the topic on IMS.QBLKS, IMS.SHMSG/1-9, and IMS.LGMSG/1-9 in the installation information and the topic on message queue data set allocation in *IMS Version 13 System Administration*.

- 24 An error occurred during EOV processing for the data set.
- 28 While opening the Queue Manager system data set, an invalid ddname was found.

System action: IMS waits for another restart command to be entered.

Operator response: (master terminal) Reenter the restart command with BLDQ and FORMAT keywords, as appropriate.

Programmer response: Make sure that a DD statement exists for the referenced data set, and if DISP=OLD, the data set is available to the system.

Problem determination: 1, 8, 11

Module: DFSQDOC0

Related information:

DFS0730I

Chapter 2, "IMS problem determination," on page 13

DFS987I ERROR READING SLDS DURING BACKOUT WITHIN PSB=XXXXXXXXX DUE TO NON-RECOVERABLE DB

Explanation: IMS encountered an archived log record for a non-recoverable database while reading the SLDS during dynamic backout. Because this record cannot be used for a backout, IMS makes no further attempt to back it out. The backout could not be completed. Do not restart the backout until the database has been restored to an acceptable condition.

Message DFS981I or DFS975W follows this message for each database within the PSB involved in the backout.

System action: The database is stopped. IMS processing continues, but the backout fails.

Programmer response: For non-recoverable database, restore the database. For recoverable database, run the batch backout utility.

Module: DFSRBO10

Related information:

DFS975W

DFS981I

DFS0988I GLOBAL *rsrstat* STATUS UPDATE REQUEST FOR *rsrctype* COMPLETE

Explanation: A type-1 global command was issued, and the database or DEDB status was updated in the Resource Manager (RM). The request can be successful for some, all, or no resources. If the request is not

successful for some or all resources, message DFS3308I precedes this message. The DFS3308E message includes the RM return and reason code and identifies the database or DEDB area whose status was not updated. You can issue the command QRY DB STATUS(GLOBAL) to verify the status of the resources in RM.

rsrstat

Indicates the status of the resource, as shown in the following table:

Table 5. Resource status

<i>rsrstat</i>	Meaning
STA	The resource is started globally.
STOACC	The resource is stopped for access globally and is offline.
STOPPED	The resource is stopped globally.
STOSCHD	The resource is stopped globally.
STOUPDS	The resource is stopped for updates globally.

rsrctype

Identifies the resource type as either database or DEDB area.

System action: IMS continues to process commands.

System programmer response: No action is required.

Module: DFSIUS10

Related information:

"DFS3308E" on page 707

DFS989I IMS (DBCTL) READY (CRC=x)

Explanation: The Database Control (DBCTL) subsystem is ready for command input. Its command recognition character (CRC) is *x*.

Operator response: Enter the appropriate restart command.

Module: DFSXCIC0

DFS990I LAST *number* CARDS NOT PROCESSED

Explanation: The 2770 terminal recognized an error and discarded the data stream. *number* is the number of cards not processed.

Operator response: (entering terminal operator) Correct the card in error, and resubmit the job from that point.

Module: DFSDN050, DFSDN090

DFS991I IMS SHUTDOWN

Explanation: This message is sent to all active terminals when the system is shut down.

Module: DFSICIO0

DFS992I DMB POOL TOO SMALL, UNABLE TO SCHEDULE PSB *psbname*

Explanation: The named PSB cannot be scheduled because the data management block pool is too small to hold all of the required data management blocks.

Programmer response: Change the appropriate parameter to make the pool larger, and restart the system.

Module: DFSDPDM0

DFS993I (CSA PSB | DLS PSB | PSBW) POOL TOO SMALL, UNABLE TO SCHEDULE PSB *PSBNAME*.

Explanation: One of the following problems occurred:

- The named PSB cannot be scheduled because it is too large to fit in the indicated (CSA | DLS) PSB pool. If the DL/I subordinate address space option is not selected, the entire PSB is in the CSA PSB pool. If DL/I subordinate address space is selected, part of the PSB is in the CSA PSB pool and part in the DLS PSB pool.
- The work area needed by this PSB is too large to fit in the PSBW pool.

System action: The PSB is stopped.

Programmer response: Take one of the following actions:

- For the first problem, use this information: The size of the PSB pool for non-DL/I subordinate address space environments is specified using the PSB= parameter on the control region JCL. In a DL/I subordinate address space environment, CSAPSB= and DLIPSB= are the sizes of the CSA PSB pool and the second PSB pool in DL/I subordinate address space local storage. The output of the ACBGEN utility for the PSB *psbname* indicate how much space is required in these pools.
- For the second problem, use this information: The size of the PSBW pool is specified on the PSBW= parameter in the control region JCL. The output of the ACB Maintenance utility for the PSB *psbname* (WORKAREA=) indicates how much space is required in the PSBW pool.

Module: DFSDPDM0

DFS994I *CHKPT *yyddd/hhmmss*ctype***

or

rtype START COMPLETED

or

IMS SHUTDOWN COMPLETED

or

IMS SHUTDOWN (DBCTL) COMPLETED

or

IMS SHUTDOWN (DCCTL) COMPLETED

or

STATISTICS CHECKPOINT COMMAND COMPLETED

or

XRF TAKEOVER COMPLETED

or

RSR TAKEOVER VIA *rtype* START COMPLETED

Explanation: A checkpoint was written to the IMS system log, as the result of one of the following:

- A restart command
- A /CHECKPOINT command
- A /DBRECOVERY command
- A /DBDUMP command
- Automatic initiation by the IMS system logger
- A completed XRF takeover by the alternate IMS system
- A restart command for a new active at a remote site

Upon completion of restart, the restart type is provided. During termination of IMS, the shutdown completion message is issued. The values of *yyddd/hhmmss*, *ctype*, and *rtype* are:

- *yyddd/hhmmss* is the time stamp that identifies the checkpoint.
- *ctype* is the checkpoint type. Possible values are: *SIMPLE*, *FREEZE*, *DUMPQ**, *SNAPQ**, and *PURGE**.
- *rtype* is the restart type. Possible values are:
 - COLD
 - WARM
 - EMERGENCY
 - BUILDQ WARM
 - *BUILDQ* EMERGENCY
 - *COLDBASE* EMERGENCY
 - *COLDBASE* *BUILDQ* EMERGENCY
 - *COLDCOMM* EMERGENCY
 - *COLDSYS* EMERGENCY

System action: Normal processing continues or IMS terminates, depending upon the checkpoint type.

For the IMS SHUTDOWN (DBCTL) COMPLETED form of the message, the DBCTL terminates. For the IMS SHUTDOWN

(DCCTL) COMPLETED form of the message, the DCCTL terminates.

For the STATISTICS CHECKPOINT COMMAND COMPLETED form of the message, IMS performance statistics records are written to the system log. This checkpoint is not a restart checkpoint.

For the XRF TAKEOVER COMPLETED form of the message, some of the recovery functions might still be active. In this case, new transactions that are not in conflict with recovery processing are allowed to run in parallel with the recovery processing.

The RSR TAKEOVER COMPLETED VIA *rtype* form of the message signals the successful startup of a new active system at a former remote tracking site. All functions characteristic of the system type started can be used.

Programmer response: No action is required.

Module: DFSRCP00, DFSRST00, DFSTERM0

DFS0995A RECALL FAILED - DFHSM NOT ACTIVE - REPLY: RETRY, OR CANCEL (CANCEL DISABLES RECALL FUNCTION)

Explanation: A RECALL request received a return code indicating that DFHSM was not active.

System action: IMS waits for a response to the message.

Operator response: Enter one of the following responses:

RETRY Triggers another recall request from IMS.
CANCEL

Disables the recall function for the remainder of the IMS control region execution.

Module: DFSDYA00

DFS996I IMS (DCCTL) READY

Explanation: If the environment is DCCTL, then (DCCTL) is displayed in the message. If the environment is TM/DB, then (DCCTL) is not displayed in the message. This message appears at the system console as a WTOR.

Operator response: (local/remote terminal) Reply to this message when the user wants to enter data through the system console.

Module: DFSDNSC0

DFS997I MORE SEGMENTS REQUIRED

Explanation: A partial multisegment message was entered from an IBM 2740 Model 2 terminal.

System action: The action is determined by the local/remote terminal operator.

Operator response: (local/remote terminal) Complete the message, or cancel it.

Module: DFSDN040

DFS998I LINE xxx PTERM yyy IS INOPERABLE

or

VTAM NODE xxxxxxxx IS INOPERABLE

or

VTAM RC xx FEEDBACK yyy REASON zz

Explanation:

Attention: IMS no longer supports BTAM terminals.

This message has the following forms:

For the first form of this message:

An I/O error occurred on LINE xxx PTERM yyy

For the second form:

An I/O error occurred on NODE xxxxxxxx.

For the third form:

VTAM detected an error. See *z/OS Communications Server SNA Programming (SC31-8829)* and *z/OS Communications Server IP and SNA Codes (SC31-8791)* for descriptions of the RC, FEEDBACK, and the REASON codes supplied in the VTAM RPL control block.

System action: For the first and second forms: The PTERM is marked PSTOPPED and inoperable and processing continues.


For the third form: this problem is an unrecoverable VTAM error. IMS stops all communication with VTAM and, therefore, all the NODEs associated with IMS. Communication cannot continue until IMS is shut down and restarted.

Operator response: For the first form: enter an /RSTART LINE x PTERM y command.

For the second form: enter an /RSTART NODE xx command.

Module: DFSICIO0, DFSCIOB0, DFSCMBP0

Related reference:

 z/OS: RPL-Create a request parameter list

 z/OS: Return codes for VTAM macroinstructions

DFS999I HELD CONVERSATION ID IS xxxx

Explanation: This message is the response to a /HOLD command.

Operator response: The identification (ID) given must

be used to end (/EXIT) or resume (/RELEASE) the conversation.

Module: DFSICLH0

DFS1000I **IMS***rrr* **ABEND** *Uaaaa*
 MODULE=*xxxxxxxx* **LABEL=***xxxxxxxx*
 R14=*xxxxxxxx* (**DLA=***xxxxxxxx*)

Explanation: A processing error was detected by the extended checkpoint module (DFSZSC00), the extended restart positioner (DFSZSR00, DFSZDC00) or the GSAM BSAM I/O MODULE (DFSZDC00). An attempt to write or read the symbolic checkpoint records to or from the OLDS or IMSLOGR data set failed.

In the message text:

IMS*rrr* IMS release level.

Uaaaa IMS user abend code.

MODULE=

Module that issued the abend.

LABEL=

Unique label at which the abend was issued.

This label corresponds to the error reason code. For a description of each code, see the appropriate abend code. For a description of each code, see the appropriate abend code.

R14= BAL return register (to module that discovered the error)


DLA= The BAL return register (to module that issued the abend).

System action: The program terminates abnormally with the abend code identified as *Uaaaa*.


Operator response: Determine the cause of the error, correct the problem, and rerun the job.

Module: DFSZSR00, DFSZDC00

Related concepts:

 IMS abend codes (Messages and Codes)

Related information:

 IMS abend 0102

Chapter 24. DFS messages, DFS1001I - DFS1050I

This topic contains the following messages:

DFS1001I **INVALID ALLOCATION FOR SYSTEM DATA SET- DD NAME - NNNNNNNN, RC=xx**

Explanation: While processing the Queue Manager system data set's DD statements, an invalid allocation for the system data set was detected.

The reason codes and their meanings are:

Reason code (hex)

Explanation

04 The ddname information returned from the DEVTYPE macro indicates the DD statement is missing.

08 The ddname information returned from the DEVTYPE macro indicates a parameter of DUMMY.

0C The ddname information returned from the DEVTYPE macro indicates a SYSIN/SYSOUT allocation.

System action: The indicated ddname NNNNNNNN of the system data set will not be used during the current execution of IMS.

Operator response: Contact the system programmer.

Programmer response: If the referenced system data set is required, correct the JCL, the system data set allocation, or both.

Module: DFSIINO0, DFSQDOC0

DFS1002A **IXLFORCE REQUEST TIMEOUT FOR STRUCTURE=xxx, CONNAME=yyy**

Explanation: The new, active IMS cannot delete the failed persistent connection in the old IMS because it is still active.

System action: IMS processing continues.

System programmer response: If the new, alternate IMS is restarted using the same IMS ID as the failed IMS, the failed persistent connection is changed to active. If the alternate XRF cannot be restarted, or the new IMS ID is not the same as the old IMS ID, use the following XCF command to delete the connection after the old IMS terminates:

SETXCF FORCE, CONNECTION, STRNAME=xxx, CONNAME=YYY

DFS1003I **LERUNOPT OVERRIDES INITIALIZED FROM imsid RC=rrrrrrrr, RSN=ssssssss**

Explanation: Indicates the LERUNOPTS have been initialized. When the phrase FROM *imsid* in the message, it indicates that the runtime options have been initialized from another IMS. The *imsid* indicates what IMS the information was received from. RC is the return code for the process. RSN is the reason code for the process.

The following table shows the return and reason codes for DFS1003I:

Table 6. Return and reason codes for DFS1003I

Return code	Reason code	Meaning
0	0	LERUNOPTS have been successfully initialized and processing continues normally.
X'02000014'	X'5000'	IMS encountered a storage failure during the LERUNOPTS. LE runtime parameters are not initialized. LE parameter override processing is disabled and processing continues normally

System action: Depends on the return and reason codes.

Programmer response: If there is a storage failure, allocate more ECSA storage.

Module: DFSLEP10

DFS1004I **LE PARAMETER OVERRIDE PROCESSING *state***

Explanation: Indicates a change in LE parameter override processing for the system. State can be either ENABLED, indicating overrides are allowed, or DISABLED, indicating overrides are not allowed.

Note: If you want to enable or disable the LERUNOPTS, use the keyword LE0PT=Y or N on the DFSCGxxx member of the PROCLIB. The following table shows the return and reason codes for DFS1004I:

DFS1007E DFSFEBJ0 ERROR. INVALID RC IN REG.15. LTERM=nnnnnnnnnn

Explanation: The Front End Switch exit routine DFSFEBJ0 specified an invalid return code. LTERM *nnnnnnnnnn* was the source of the FES message.

System programmer response: Correct the exit routine.

Module: DFSCIOB0

DFS1008I PSB *psbname* REFERENCES PHIDAM DBD *dbdname* FOR LOAD MULTIPLE TIMES

Explanation: The named PSB contains more than one explicit reference to the named PHIDAM DBD with a PROCOPT of L or LS.

System action: Abend 09067 is issued if batch DL/I was running. ACBGEN processing continues if the ACBGEN utility was running.

Programmer response: Correct the PSB and run the program again.

Module: DFSDLBLO

DFS1009I *name* HAS BEEN REPLACED

Explanation: The block as identified by *name* has been replaced in the format library by Phase 2 of the MFS language utility.

Note: *name* is an interpreted description of the block being replaced. An interpreted description of the *name* contains:

- FMT/MSG label.
- Block type: DOF, DIF, or MSG.
- Size of the block in hexadecimal.
- If FMT: device type, device model if 3270 or 3270P, device features in hexadecimal, device features interpreted in EBCDIC, device screen size if 3270-An, version ID if DPM-An or DPM-Bn.
- Date and time the indicated block was created.

System action: Processing continues normally.

Module: DFSUTLN0

DFS1010I *name* HAS BEEN DELETED - *ddname*

Explanation: The block as identified by *name* has been deleted from the format library by symbolic name (*ddname*) of the DD statement by Phase 2 of the MFS Language utility.

Note: *name* is an interpreted description of the block being deleted. An interpreted description of the *name* contains:

- FMT/MSG label.
- Block type: DOF, DIF or MSG.

- If FMT: device type, device model if 3270 or 3270P, device features in hexadecimal; device features interpreted in EBCDIC; device screen size if 3270-An; version ID if DPM-An or DPM-Bn.

System action:

- For severity 4, processing continues normally.
- For severity 20, phase 2 of the MFS Language utility terminates.

Programmer response: If severity 20, then \$\$IMSDIR has been deleted. Use the MFS Service utility index function to rebuild \$\$IMSDIR.

Module: DFSUTL40, DFSUTLN0

Severity:

- 4—"name" has been deleted.
- 20—The special index directory, \$\$IMSDIR, has been deleted as a result of an I/O error or an unexpected EOF while reading the directory.

DFS1011I *name* {ADDED | HAS BEEN ADDED - *ddname*}

Explanation: The block as identified by *name* has been added to the format library by Phase 2 of the MFS Language utility. The *ddname* will be shown when the added block is the \$\$IMSDIR index and indicates the data set updated.

Note: *name* is an interpreted description of the block being added. An interpreted description of the *name* contains:

- FMT/MSG label.
- Block type: DOF, DIF or MSG.
- Size of the block in hexadecimal.
- When FMT: device type, device model if 3270 or 3270P, device features in hexadecimal; device features interpreted in EBCDIC; device screen size if 3270-An; version ID if DPM-An or DPM-Bn.
- Date and time the indicated block was created.

System action: Processing continues normally.

Module: DFSUTL40, DFSUTLN0

Severity: 0

DFS1012I *name* STOW ERROR OCCURRED FOR BLOCK - *ddname*

Explanation: A STOW operation for the block as identified by (*name*) resulted in an error. The STOW error occurred on the data set identified by the symbolic name (*ddname*) of the DD statement of Phase 2 of the MFS language utility. If *ddname* does not appear in the message, the error occurred on the data set identified by the symbolic name "FORMAT"

Note: *name* is an interpreted description of the block for which the error occurred. An interpreted description of the *name* contains:

- FMT/MSG label.

DFS1013I • DFS1018I

- Block type: DOF, DIF or MSG.
- If FMT: device type, device model if 3270 or 3270P, device features in hexadecimal; device features interpreted in EBCDIC.

System action: Phase 2 of the MFS Language utility abnormally terminates with an IMS abend code of 3007.

Problem determination: 2, 8, 16

Module: DFSUTLN0, DFSUTL40

Severity: 20

Related information:

Chapter 2, "IMS problem determination," on page 13

DFS1013I EXECUTION TERMINATED BEFORE COMPLETION - *ddname*

Explanation: This message is issued by the MFS Language utility Phase 2 processor following an I/O error on the format library. The I/O error occurred on the data set identified by the symbolic name (*ddname*) on the DD statement. If *ddname* does not appear in the message, the error occurred on the data set identified by the symbolic name "FORMAT".

System action: Phase 2 of the MFS Language utility terminates with the highest return code of 20 passed to z/OS.

Programmer response: Correct the I/O error problem and rerun the job. If the SEQBLKS data set was allocated to a tape drive and the tape saved, only Phase 2 need be rerun with the tape as input if, and only if, no other MFS Language utility run has been run between the two runs. If the SEQBLKS data set was created using only a batch utility execution, the MFSBTCH2 routine should be rerun.

Problem determination: 2, 8, 16

Module: DFSUTL40, DFSUTLN0

Severity: 20

Related information:

Chapter 2, "IMS problem determination," on page 13

DFS1014I INDEX MAINTENANCE BYPASSED - *ddname*

Explanation: The resident directory (\$\$IMSDIR) does not exist in the data set associated with the identified *ddname*, or you have requested that \$\$IMSDIR not be updated by using the NOUPDATE option. If *ddname* does not appear in the message, the directory was not found or was not updated in the data set identified by the *ddname* FORMAT.

System action: Processing continues normally.

Module: DFSUTL40, DFSUTLN0

Severity: 4

DFS1015I INDEX MAINTENANCE COMPLETE - *ddname*

Explanation: During Phase 2 of the MFS Language utility, members were deleted from the data set identified by the symbolic name ("*ddname*") on the DD statement and for which there were index entries in the resident directory (\$\$IMSDIR). The entries in \$\$IMSDIR were deleted and \$\$IMSDIR was updated. No entries were added to the \$\$IMSDIR directory for members that were added to the format data set. If *ddname* does not appear in the message, the error directory update occurred on the data set identified by the symbolic name "FORMAT".

System action: Processing continues normally.

Programmer response: Use the MFS Service utility INDEX function to add entries to \$\$IMSDIR directory for members added to the active format library.

Module: DFSUTL40, DFSUTLN0

Severity: 0

DFS1016I *label* FMT

Explanation: This message is used to reflect the position of an FMT statement as externally submitted to the format utility program. *label* is an externally defined name on the statement. If *label* is omitted, it is an internal name generated by the preprocessor. It is used to uniquely define the statement for possible error message reference.

Module: DFSUTLW0

Severity: 0

DFS1017I *label* DEV (PDB=*pdbname*)

Explanation: This message is used to show the position of a DEV statement as externally submitted to the format utility program. *label* is an externally defined name on the statement. If the *label* is omitted, the preprocessor generates a label. This generated label is used to uniquely define the statement for possible error message reference. If the PDB keyword has been specified on the DEV statement, *pdbname* is the externally defined name of the Partition Descriptor Block (PDB).

Module: DFSUTLW0

Severity: 0

DFS1018I *label* DIV

Explanation: This message is used to reflect the position of a DIV statement as externally submitted to the format utility program. *label* is an externally defined name on the statement. If *label* is omitted, it is an internal name generated by the preprocessor. It is used

to uniquely define the statement for possible error message reference.

Module: DFSUTLW0

Severity: 0

DFS1019I *label* DPAGE (PD=*pd*)

Explanation: This message is used to show the position of a DPAGE statement as externally submitted to the format utility program. *label* is an externally defined name on the statement. If *label* is omitted, it is an internal name generated by the preprocessor. It is used to uniquely define the statement for possible error message reference. If the PD keyword has been specified on the DPAGE statement, *pd* is the externally defined name of the Partition Descriptor (PD).

Module: DFSUTLW0

Severity: 0

DFS1020I *label* PPAGE

or

label DFLD

Explanation: *label* is used to reflect the position of a DFLD or PPAGE statement as externally submitted to the MFS Language utility or internally generated by the MFS Language utility. *label* is an externally defined name on the statement. If *label* is omitted, it is an internal name generated by the preprocessor. It is used to uniquely define the statement for possible error message reference.

Module: DFSUTLW0

Severity: 0

DFS1021I *label* MSG

Explanation: This message is used to reflect the position of an MSG statement as externally submitted to the format utility program. *label* is an externally defined name on the statement. If *label* is omitted, it is an internal name generated by the preprocessor. It is used to uniquely define the statement for possible error message reference.

Module: DFSUTLW0

Severity: 0

DFS1022I *label* LPAGE

Explanation: This message is used to reflect the position of an LPAGE statement as externally submitted to the format utility program. *label* is an externally defined name on the statement. If *label* is omitted, it is an internal name generated by the preprocessor. It is

used to uniquely define the statement for possible error message reference.

Module: DFSUTLW0

Severity: 0

DFS1023I *label* PASSWORD

or

label SEG

Explanation: The field *label* is used to reflect the position of a SEG or PASSWORD statement, as externally submitted to the MFS Language utility, or internally generated by the MFS Language utility (SEG statement). *label* is an externally defined name on the statement. If *label* is omitted, it is an internal name generated by the preprocessor. It is used to uniquely define the statement for possible error message reference.

Module: DFSUTLW0

Severity: 0

DFS1024I *label* MFLD

Explanation: This message is used to reflect the position of an MFLD statement as externally submitted to the format utility program. *label* is an externally defined name on the statement. If *label* is omitted, it is an internal name generated by the preprocessor. It is used to uniquely define the statement for possible error message reference.

Module: DFSUTLW0

Severity: 0

DFS1025I *label* ** UNKNOWN STATEMENT TYPE
**

Explanation: Used to reflect the position of an unknown statement type which was found by the format language utility program. *label* is a 6-digit hexadecimal number used to uniquely define the statement internally for possible error message reference. This problem is a probable internal logic error.

System action: Processing continues with the next FMT or MSG definition.

Problem determination: 2, 8, 12, 16, 36

Module: DFSUTLW0

Severity: 16

Related information:

Chapter 2, "IMS problem determination," on page 13

DFS1026I *name* MESSAGE DESCRIPTOR
STRUCTURE:

Explanation: This message is used to define the beginning of a list of externally submitted statements that define an input or output message descriptor. *name* is the 1- to 8-character alphanumeric name provided by the MSG statement.

Severity: 0

DFS1027I *name* FORMAT DESCRIPTOR
STRUCTURE:

Explanation: This message is used to define the beginning of a list of externally submitted statements that define a device format descriptor. *name* is the 1- to 6-character alphanumeric name provided by the FMT statement.

Severity: 0

DFS1028I END OF DESCRIPTOR STRUCTURE

Explanation: This message is used to delimit a list of externally submitted statements that define a message, format, or Partition Descriptor Block (PDB) descriptor.

Severity: 0

DFS1029I PARTITION DESCRIPTOR BLOCK
STRUCTURE:

Explanation: This message identifies the beginning of a list of Partition Descriptor Blocks (PDBs) and their associated Partition Descriptors (PD) that are used within the format set.

Severity: 0

DFS1030I *name* REPLACES A DUPLICATED
NAMED BLOCK.

Explanation: An interpreted description of the "name" contains:

- FMT/MSG label.
- Block Type: DOF, DIF or MSG.
- If FMT: device type; device model if 3270 or 3270P; device features in hexadecimal, device features interpreted in EBCDIC.

The block identified by *name* was replaced in the format library by a block with the same name if MOD/MID, or with the same name, device type, and features if DOF/DIF in the processing of phase 2.

System action: Processing continues normally.

Severity: 4

DFS1031I *name* UNABLE TO STOW, DIRECTORY
BLOCK IS FULL.

Explanation: The partitioned data set directory entries are full for the format library. The condition was detected when attempting to STOW for the block identified by *name*.

Note: *name* is an interpreted description of the block name.

An interpreted description of the "name" contains:

- FMT/MSG label.
- Block Type: DOF, DIF or MSG.
- If FMT: device type; device model if 3270 or 3270P; device features in hexadecimal; device features interpreted in EBCDIC.

System action: Phase 2 of the MFS Language utility abnormally terminates with an IMS abend code of 3007.

Programmer response: The format library must be saved (IEHMOVE/IEBCOPY), scratched, reallocated with more directory space, and stored. After this has been accomplished, rerun the job.

Severity: 20

DFS1032I *name* PERMANENT I/O ERROR
OCCURRED ON STOW - *ddname*

Explanation: A permanent I/O error occurred in the PDS directory for the data set identified by the symbolic name (*ddname*) on the DD statement while attempting to update the directory through a STOW operation for the block identified by *name*. If *ddname* does not appear in the message, the error occurred on the data set identified by the symbolic name "FORMAT".

System action: Phase 2 of the MFS Language utility abnormally terminates with an IMS abend code of 3007.

Programmer response: Notify your IMS system programmer.

Severity: 20

DFS1033I INVALID DIRECTORY BLOCK READ,
EXECUTION TERMINATE -*ddname*

Explanation: A directory block for the data set identified by the symbolic name (*ddname*) on the DD statement is greater than 256 bytes in length. If "ddname" does not appear in the message, the error occurred on the data set identified by the symbolic name "FORMAT".

System action: Phase 2 of the MFS Language Utility abnormally terminates with an IMS abend code of 3006.

Programmer response: Notify your IMS system programmer.

Severity: 20

DFS1034I *label* PDB (SYMSMSG=*pd*)

Explanation: This message identifies the beginning of a Partition Descriptor Block (PDB). The *label* is the externally defined name of the PDB. If the SYMSMSG keyword is present, *pd* is the externally defined name of the Partition Descriptor (PD) that was defined to receive system messages.

Severity: 0

DFS1035I UTILITY TERMINATED FOR REFERAL LIBRARY ERROR. RETURN CODE=*return-code*.

Explanation: The MFS phase 1 processor has detected a permanent I/O error in the IMS REFERAL library. The return-code *return-code* in the message indicates the type of failure that occurred:

Code	Meaning
1	OPEN unsuccessful
2	Permanent I/O error on directory search
3	Unrecoverable I/O error, SYNAD exit taken
4	Unexpected end of input reached, EODAD exit taken

System action: Phase 1 of the MFS Language utility terminates with the highest return code of 20 passed to z/OS.

Programmer response: Correct the error detected by the Step 1 preprocessor, and resubmit the job.

Severity: 20

DFS1036I *label* PD PID=*nn*

Explanation: This message identifies a Partition Descriptor (PD) defined within a Partition Descriptor Block (PDB). The *label* is the externally defined name of the PD. The *nn* is the identifier (ID) of the partition used by this PD.

Severity: 0

DFS1037I LPAGE/DPAGE SYMBOL TABLE LIST FOR *name* SET.

Explanation: This is an informational header line generated to identify subsequent output as the LPAGE/DPAGE symbol table listing for the FMT description with label 'name'. See also message DFS1039I.

Severity: 0

Related information:

DFS1039I

DFS1038I FIELD NAME SYMBOL TABLE LIST FOR *name* FMT SET.

Explanation: This is an informational header line generated to identify subsequent output as the symbol table listing for all field names defined in the FMT set with the label *name*. See also message DFS1039I.

Severity: 0

Related information:

DFS1039I

DFS1039I *fieldname* use assign [ATTR] [PASSWORD] [CURSOR] [EXTEND] [DPN] [RDPN] [PRN] [RPRN] [FMT] [MSG] [****]

Explanation: This message is used to display the attributes associated with a symbol table entry. A symbol table entry can be for a named DPAGE or LPAGE SOR=*name*. The entry can also be for a named DFLD or MFLD *dflename*. The particular symbol table being processed is identified by a previous message in the output. The following list shows the definitions for the message:

Name **Meaning**

<i>fieldname</i>	Symbolic name as defined by user
<i>use</i>	Number of occurrences of the specific name (decimal)
<i>assign</i>	Decimal value assigned to the symbol for interblock identification

[ATTR] Field has dynamic attribute information supplied by at least one output message in the format set.

[PASSWORD] Internal entry for PASSWORD definition for the FMT

[CURSOR] This field is used to set dynamic cursor position or to receive cursor position information on input.

[EXTEND] Field has dynamic extended attribute information supplied by at least one output message in the format set.

[DPN]* This field name has been referenced by a destination process name parameter on the DIV statement.

[RDPN]* This field name has been referenced by a return destination process name parameter on the DIV statement.

DFS1040I • DFS1043I

[PRN]* This field name has been referenced by a primary resource name parameter on the DIV statement.

[RPRN]* This field name has been referenced by a return primary resource name parameter on the DIV statement.

***Note:** The same field name can be referenced by more than one of the last four parameters above, but those parameters must appear in different DIV sections of the FORMAT definition, or error message DFS1160I will be issued.

[FMT] This field has been defined within a FMT descriptor.

[MSG] This field has been referenced within a MSG descriptor.

[****] Indicates a potential error. Either the field has not been defined within an FMT description and referenced within an MSG descriptor, or the field was defined within the FMT description and was not referenced within an MSG description.

Programmer response: If the field is found to be in error, as indicated by [****], correct the definition and rerun the job.

Severity: 0, if no asterisks are in the message; 4, if four asterisks (****) are in the message.

DFS1040I **DEVICE MAPPING FOR FMT=*name***
DEVICE=*identification* DPAGE=*dp*
PHYSICAL PAGE=*pp* PDB=*pdname* PD=*pdname* PID=*nn*

Explanation: This header identifies a device image map as defined by the user for the format, device, device page, and physical page. The image that follows this message conforms to the following rules:

- Unprotected named fields have their location in the image marked with underscore characters.
- Protected named fields have their location in the image marked with colon characters.
- Literals in the image are moved and displayed at their defined location.

In the message text:

name The label on the FMT statement.

identification

Consists of DEVICE=*type* (in which *type* is the parameter coded in the DEV TYPE= operand) and TYPE=*name* (in which *name* is either OUTPUT, INPUT, or INOUT coded in the DIV TYPE= operand).

dp The DPAGE number within DIV.

pp The physical page number within DPAGE.

pdname

The name of the Partition Descriptor Block

(PDB) used by this device or the name of the Partition Descriptor (PD) used by this DPAGE.
nn The ID of the partition used by this DPAGE.

User response: No action is required.

Severity: 0

DFS1041 **ABNORMAL TERMINATION - STATUS CODE DH_{xx}**

Explanation: The command-level interface found a condition caused by a programming error, or DL/I returned a status code to a command-level interface indicating an error other than a programming error. The DH indicates use of HLPI in DL/I batch. The *xx* value is the DL/I or command-level interface status code.

System action: IMS terminates abnormally withabend 1041.

Programmer response: For an explanation of the status codes, see *IMS Version 13 Application Programming* and the DL/I status code information.

Problem determination: 4, 11, 19, and obtain a listing of macro DFSHLPDS

Related reference:

➤ DL/I status codes (Messages and Codes)

Related information:

➤ 1041 (Messages and Codes)

Chapter 2, "IMS problem determination," on page 13

DFS1042I *label* **DPAGE PD NAME CANNOT BE FOUND**

Explanation: The Partition Descriptor (PD) specified in the PD keyword on the DPAGE statement was not found in the REFERAL library. The *label* is the name of the DPAGE statement referencing the PD statement.

System action: A return code of 12 is set, and processing continues with the next DEV, MSG, or FMT definition.

Programmer response: Make sure the PD named in the PD keyword on the DPAGE statement has been defined in the REFERAL library.

Problem determination: 2, 8, 16

Severity: 12

Related information:

Chapter 2, "IMS problem determination," on page 13

DFS1043I **THE DEV STATEMENT SPECIFIES PDB= , BUT THIS DPAGE STATEMENT DOES NOT SPECIFY PD=. THIS COMBINATION IS INCOMPATIBLE.**

Explanation: A PDB keyword was present on a DEV statement, but a PD keyword was not found on this DPAGE statement. Whenever a DEV statement specifies a PDB keyword, partitioning and scrolling have been selected. Each DPAGE statement must then see one of the Partition Descriptor (PD) statements within the Partition Descriptor Block (PDB) definition referred to by the DEV statement.

System action: A return code of 12 is set, and processing of the DPAGE statement continues.

Programmer response: Code a PD keyword on each DPAGE statement, or remove the PDB keyword on the DEV statement.

Severity: 12

DFS1044I *label* DEV PDB NAME CANNOT BE FOUND

Explanation: The Partition Descriptor Block (PDB) specified in the PDB keyword on the DEV statement was not found in the REFERAL library. The *label* is the name of the DEV statement referencing the PDB.

System action: A return code of 12 is set, and processing continues with the next MSG or FMT definition.

Programmer response: Make sure the PDB named in the PDB parameter on the DEV statement has been defined in the REFERAL library.

Problem determination: 2, 8, 16

Severity: 12

Related information:

Chapter 2, "IMS problem determination," on page 13

DFS1045W *label* BACKOUT NOT PERFORMED FOR NON-RECOVERABLE DBD=

Explanation: A non-recoverable database has been encountered during backout processing.

System action: IMS continues processing.

Programmer response: No action is required.

DFS1046E I/O BUFFER GETMAIN FAILED

Explanation: A call to GETMAIN to request a 32 K I/O buffer to read the BSAM block failed.

System action: The utility terminates with a return code RC=36.

User response: Make sure that there is sufficient storage in SPOOL 0 and that other jobs are not allocating too much of the storage.

Module: DFSURDD0

DFS1047I *label* SYSMMSG=DFLD LABEL NOT DEFINED IN EVERY PHYSICAL PAGE [*name* IN DPAGE].

Explanation: The DFLD label for SYSMMSG (system message) must be defined for every physical page. The *name* IN DPAGE part of the message is printed if DPAGE is defined. The *label* is an externally defined name on the statement. If the label is omitted, an internal name is generated by the preprocessor.

System action: Processing continues normally.

Programmer response: Correct the error, and resubmit the job.

Problem determination: 2, 8, 16

Severity: 12

Related information:

Chapter 2, "IMS problem determination," on page 13

DFS1048I *name* DATE=*mm* | *dd* | *yy* TIME=*hh.mm.ss* CREATED.

Explanation: The *name* contains: FMT or MSG label; type of block—DOF, DIF, or MSG; size of block and features in hexadecimal, device type, model (if 3270 or 3270P), and interpreted features in EBCDIC. This message identifies the block and informs the user when the block was created on the SEQBLKS data set. The DATE contains: month (*mm*), day (*dd*), and year (*yy*). The TIME contains: hour (*hh*), minute (*mm*), and second (*ss*).

System action: Processing continues normally.

Severity: 0

DFS1049I *name* DATE=*mm* | *dd* | *yy* TIME=*hh.mm.ss* NOT CREATED.

Explanation: The "*name*" contains: FMT or MSG label, type of description: FMT or MSG. The named block was not created for online processing because of one or more errors encountered during build time indicated by one or more preceding messages. DATE and TIME indicate when the block was being processed. The DATE contains: month (*mm*), day (*dd*) and year (*yy*). The TIME contains: hour (*hh*), minute (*mm*) and second (*ss*).

System action: Processing continues with the next DEV,FMT set or with the MSG definition.

Programmer response: Correct the FMT or MSG in error, and rerun the job.

Problem determination: 2, 8, 16

Severity: 12

Related information:

Chapter 2, "IMS problem determination," on page 13

DFS1050I

DFS1050I *name* DATE=*mm* | *dd* | *yy* TIME=*hh.mm.ss*
NOT ADDED.

Explanation: The *name* contains: FMT or MSG label; type of block—DOF, DIF, or MSG; size of block and features in hexadecimal; device type; model (if 3270 or 3270P), and interpreted features in EBCDIC. This message is written when the blocks were created by a batch utility execution and a duplicate block was found on SEQBLKS data set. It informs the user that the duplicate block created earlier is *not* added to the online library. The DATE contains: month (*mm*), day (*dd*), and year (*yy*). The TIME contains: hour (*hh*), minute (*mm*), and second (*ss*).

System action: Processing continues normally.

Severity: 4

Chapter 25. DFS messages, DFS1051I - DFS1100I

This topic contains the following messages:

DFS1051I *name* DATE=mm|dd|yy TIME=hh.mm.ss
 IGNORED.

Explanation: The *name* contains: FMT or MSG label, type of block: FMT or MSG. The named block had build-time errors during MFSBTCH1 batch utility execution, and was not created for online processing. This message indicates that the block is not be added to the online library, and, if a duplicate block existed in the online library, it will be deleted. The DATE contains: month (*mm*), day (*dd*) and year (*yy*). The TIME contains: hour (*hh*), minute (*mm*) and second (*ss*).

System action: Processing continues normally.

Programmer response: Correct the MSG or FMT definition if not corrected through a later MFSBTCH1 utility run, and resubmit the job.

Severity: 8

DFS1052I *label* TABLE NOT FOUND.

Explanation: The operator control table name referenced in the DFLD OPCTL= operand was not found in the REFERAL library. *label* is an externally defined label on the TABLE macro.

System action: Processing continues normally with the next DEV, FMT, or MSG definition.

Programmer response: Define the TABLE in error, and resubmit the job.

Problem determination: 2, 8, 16

Severity: 12

Related information:

Chapter 2, "IMS problem determination," on page 13

DFS1053I *label* TABLE HAS NO ENTRIES.

Explanation: The operator control table name referenced by the DFLD macro has no IF entries. *label* is an externally defined name on the TABLE statement.

System action: Processing continues with the next DEV, FMT, or MSG definition.

Programmer response: Redefine the TABLE in error, and resubmit the job.

Problem determination: 2, 8, 16

Severity: 12

Related information:

Chapter 2, "IMS problem determination," on page 13

DFS1054I *label* DEVICE LINES TOO SMALL FOR
 PDB REQUIREMENTS

Explanation: The number of vertical lines (rows) defined for the device is insufficient for the screen depth requirements of the Partition Descriptor Block (PDB). The *label* is the name of the DEV statement requiring the PDB.

System action: A return code of 12 is set, and processing continues with the next DEV, MSG, or FMT definition.

Programmer response: The 3270 symbolic name (3270-An) used in the TYPE keyword on the DEV statement might specify an incorrect screen size. Alternately, the PDB used in the PDB keyword on the DEV statement might be in error. Correct the error, and rerun the job.

Problem determination: 2, 8, 16

Severity: 12

Related information:

Chapter 2, "IMS problem determination," on page 13

DFS1055I *label* DEVICE COLUMNS TOO SMALL
 FOR PDB REQUIREMENTS

Explanation: The number of horizontal lines (columns) for the device is insufficient for the screen width requirements of the Partition Descriptor Block (PDB). The *label* is the name of the DEV statement requiring the PDB.

System action: A return code of 12 is set, and processing continues with the next DEV, MSG, or FMT definition.

Programmer response: The 3270 symbolic name (3270-An) used in the TYPE keyword of the DEV statement might specify an incorrect screen size. Alternatively, the PDB used in the PDB keyword of the DEV statement might be in error. Correct the error, and rerun the job.

Problem determination: 2, 8, 16

Severity: 12

Related information:

Chapter 2, "IMS problem determination," on page 13

DFS1056I *label* ** WARNING ** DEVICE SCREEN SIZE AND PDB SCREEN REQUIREMENTS CANNOT BE VERIFIED.

Explanation: The *label* is the name of a DEV statement that specifies a Partition Descriptor Block (PDB). A partition used by the PDB has a CELLSIZE specification of 00 x 00. The Language utility cannot verify that the PDB specifications fits on the screen size defined by the 3270 symbolic name (3270-An).

System action: A return code of 4 is set, and processing continues normally.

Programmer response: Verify that the 3270 symbolic name (3270-An) specifies a screen size large enough for the specified PDB.

Severity: 4

DFS1058E REASON = *xxx* - *reason_text*

Explanation: An unexpected condition was encountered in module DFSTOCL0, DFSDVBH0, DFSNOTB0, DFSDVSM0, or DFSFXC50. This problem is an IMS system error.

The following table shows the reason code *xxx* in the message and the reason text *reason_text*.

Table 8. Reason codes for DFS1058E

Reason code	Reason text
010	NON-VSAM BQEL - BUFFER NOT WRITTEN, CANNOT FREE BQEL
015	WRITE ERROR - BUFFER NOT WRITTEN, CANNOT FREE BQEL
020	NON-VSAM BQEL - BUFFER NOT WRITTEN, CANNOT FREE BQEL
025	WRITE ERROR - BUFFER NOT WRITTEN, CANNOT FREE BQEL
030	RPLI ACTIVE ON ENTRY TO DFSDVSM0
031	VSI UPDATE FAILED
032	BAD RETURN CODE ON SVC 109
033	NOT AN IMS RPLI
034	WRITE ERRORS ON EVERY BUFFER IN THE SUBPOOL
035	CI RDF/CIDF ARE BAD
036	CI CONTROL INFORMATION IS BAD
037	RPL NOT AN IMS RPL
040	NON-VSAM BQEL - BUFFER NOT WRITTEN, CANNOT FREE BQEL
045	WRITE ERROR - BUFFER NOT WRITTEN, CANNOT FREE BQEL


System action: After the message is issued, IMS terminates abnormally with an IMS abend 0845 and a memory dump is taken.

System programmer response: Use the reason code and text to determine the source of the problem.

You can also check the value in register 1 and refer to the analysis information for IMS abend 0845.

Module: DFSDVSM0, DFSDVBH0, DFSTOCL0, DFSFXC50

Related information:

 IMS abend 0845

DFS1060I *name* BUFFER SIZE=*size*

Explanation: This message informs the user of the largest buffer space requirements for this output or input message. As an output message, the *name* contains the FMT label, and the *size* contains the line buffer size (in decimal) for a 3270 display, or the work buffer size (in decimal) for all other device types. As an input message, the "name" contains the MSG label, and the *size* contains the work buffer size (in decimal).

System action: Processing continues normally.

System programmer response: Use this value for calculation of the I/O pool size requirements for MFS formatted messages.

DFS1061I NO STORAGE AVAILABLE FOR
CDE=*xxxxxxxx* PGM=*yyyyyyyy*
JOB=*zzzzzzzz*

Explanation: Sequential Buffering (SB) was unable to acquire virtual storage for the control block whose CDE ID is *xxxxxxxx*.

System action: Use of SB is limited or impossible.

User response: For IMS DB/DC with LSO=N, allocate more CSA storage; for IMS DB/DC with LSO not equal to N, or IMS batch, allocate more private storage. For DFSSBSCD, DFSSBPSS, and DFSBSCAR, allocate more private storage.

DFS1062I - CODE=*x*, NOT SUFFICIENT SBH
BUFFER STORAGE FOR PSB=*aaaaaaaa*;
PCB=*bbbbbbbb*; DDN=*cccccccc*

Explanation: IMS was unable to allocate virtual storage for the SB buffers for the PCB/data set pair *bbbbbbbb/cccccccc* of PSB *aaaaaaaa*.

- If CODE=1, the failure occurred because IMS exceeded the MAXSB storage limit specified in member DFSVSMxx of IMS.PROCLIB (for IMS online). For the amount of storage IMS was trying to allocate, see message DFS1063I.
- If CODE=2, the failure occurred because IMS was unable to acquire the storage it requested from z/OS.

System action: The system actions depends on the value of CODE:

- If CODE=1, IMS waits until another online application releases SB Handler buffer storage before activating Sequential Buffering (SB) for the listed PCB/data set pair.
- If CODE=2, IMS does not activate Sequential Buffering for the listed PCB/data set pair.

User response: The response depends on the value of CODE:

- If CODE=1, increase the MAXSB storage limit, if appropriate.
- If CODE=2, allocate more CSA storage (for IMS DB/DC with LSO=N) or private storage (IMS DB/DC with LSO≠N, IMS batch, and DBCTL).

DFS1063I - REQUESTED STORAGE= *xx,xxx,xxx*;
AVAILABLE STORAGE= *xx,xxx,xxx*

Explanation: This message specifies the amount of storage IMS was trying to allocate and accompanies message DFS1062I. See that message for an explanation of the allocation failure.

Related information:
"DFS1062I" on page 282

DFS1064I - GETIOSB NOT SUCCESSFUL FOR
PSB=*xxxxxxxx*

Explanation: IMS was unable to allocate an IOSB control block for PSB *xxxxxxxx*.

System action: Sequential Buffering (SB) does not use overlapped sequential read for some PCBs or some database data sets, or both.

User response: For IMS DB/DC with LSO=N, allocate more CSA storage; for IMS DB/DC with LSO≠N, IMS batch, or DBCTL, allocate more private storage.

DFS1065A - UNABLE TO WRITE SBH
IMAGE-CAPTURE TO IMS LOG

Explanation: IMS was unable to write the requested SB Handler image capture records to the IMS log data set because the data set was not open.

System action: IMS does not write the Sequential Buffering (SB) image capture records to the IMS log data set.

User response: Make sure that the DD statement defining the IMS log data set is present and correct.

DFS1066I -*xx* //DFSCTL CONTROL-STATEMENT
ERROR: *aaaaaaa*

Explanation: A Sequential Buffering (SB) control statement contains errors. Subcode *xx* is unique for each type of error; *aaaaaaa* is a description for each subcode.

The list of subcodes and descriptions follows:

Code (xx)

Code (xx)	Description (aaaaaaa)
01	PARAMETER VALUE IS NOT NUMERIC
02	"=" IS MISSING IN KEYWORD PARAMETER
03	INVALID STATEMENT-TYPE IN //DFSCTL
04	INVALID PARAMETER VALUE
05	PARAMETER VALUE IS TOO LONG
06	INVALID KEYWORD
07	STOP= KEYWORD NOT HIGHER THAN START=
08	SBPARM STATEMENT HAS NO KEYWORD PARAMETERS
10	EXTRANEIOUS COMMA (,)

System action: IMS discards the SB control statement containing the error. For more information about the error, see the accompanying error messages that might be issued (DFS1067I, DFS1068I, DFS1069I).

User response: Correct the error on the SB control statement based on the error messages issued.

DFS1067I ERROR IS IN THIS KEYWORD
PARAMETER: *parameter*

Explanation: A Sequential Buffering (SB) control statement contains errors. IMS has previously issued message DFS1066I describing the error.

System action: IMS discards the SB control statement containing the error.

User response: Correct the error based on information in message DFS1066I.

Related information:
"DFS1066I"

DFS1068I ERROR IS IN CARD(S) LISTED
BELOW

Explanation: A Sequential Buffering (SB) control statement contains errors. IMS first issues message DFS1066I describing the types of errors. It then issues this message, and finally issues message DFS1069I listing the content of the incorrect control statement.

System action: IMS discards the control statement containing the error.

User response: Correct the error based on information in message DFS1066I.

Related information:
"DFS1066I"

DFS1069I *records/lines in error*

Explanation: This message lists the records or lines of a Sequential Buffering (SB) control statement that contains errors. IMS has previously issued message DFS1066I describing the error.

System action: IMS discards the SB control statement containing the error.

DFS1070I • DFS1076A

User response: Correct the error based on information in message DFS1066I.

Related information:

DFS1066I

DFS1070I SB-COMPARE-OPTION DETECTED A MISMATCH FOR PSB=xxxxxxxx

Explanation: See message DFS1070W for an explanation and actions.

Related information:

DFS1070W

DFS1070W SB-COMPARE-OPTION DETECTED A MISMATCH FOR PSB=xxxxxxxx

Explanation: The Sequential Buffering (SB) COMPARE option detected that the buffer content that the SB buffer handler wanted to return to the OSAM buffer handler did not match the contents of the block as it is stored on DASD.

Message DFS1070I is issued in a non-data-sharing environment indicating that the mismatch is an IMS error.

Message DFS1070W is issued in a data-sharing environment, indicating that the mismatch might be legitimate.

System action: IMS creates SNAP dumps for problem determination.

In a non-data sharing environment, IMS issues pseudoabend 0152.

User response: Save all SNAP output for problem determination.

DFS1071I INVALID DATA SET ATTRIBUTES FOR //DFSCTL

Explanation: The //DFSCTL data set has invalid data set attributes.

System action: IMS abnormally terminates the starting batch, or online dependent region.

User response: Correct the error by making sure that

- The data set is either a sequential file or an existing member of a partitioned data set (PDS).
- The record format is F, FB, or FBS.
- The record size is 80.

DFS1072I PAGE-FIXING FAILED FOR PSB=aaaaaaaa; PCB=bbbbbbbb; DDN=ccccccc

Explanation: IMS was unable to page fix the storage for the Sequential Buffering (SB) buffers or the control blocks. The cause is probably that real storage was unavailable.

IMS attempted this page fixing while trying to initiate sequential buffering for the PCB/data set pair *bbbbbbbb/ccccccc* of PSB *aaaaaaaa*.

System action: IMS does not use SB for the PCB/data set pair *bbbbbbbb/ccccccc* of PSB *aaaaaaaa*.

User response: Determine if too much buffer space is allocated to Sequential Buffering.

DFS1073I LCE ALLOCATION FAILED FOR PSB=aaaaaaaa; PCB=bbbbbbbb; DDN=ccccccc

Explanation: IMS was unable to allocate any additional local cache entries (LCEs) to this subsystem. The limit of 1200 sequential buffering buffer sets (12000 buffers) was exceeded. IMS attempted to allocate the LCEs while trying to initiate sequential buffering for the PCB/data set pair *bbbbbbbb/ccccccc* of PSB *aaaaaaaa*.

System action: IMS does not use sequential buffering for the PCB/data set pair *bbbbbbbb/ccccccc* of PSB *aaaaaaaa*.

User response: Determine if too many buffers are allocated to sequential buffering.

Module: DFSSBEV0

DFS1075A NO STORAGE AVAILABLE FOR DFSSBSCD

Explanation: IMS was unable to acquire virtual storage for the Sequential Buffering (SB) extension to the System Contents Directory (SCD).

System action: IMS terminates abnormally.

User response: For IMS batch allocate more private storage; for IMS DB/DC or DBCTL, allocate more CSA storage.

DFS1076A xxxxxxxx CAN NOT BE LOADED, RC=nn

Explanation: The IMODULE macro was unable to load module *xxxxxxx*. For an explanation of IMODULE return code *nn*, see the IMODULE return codes information.


System action: IMS issues abend 0153.

User response: Correct the error based on the code returned from the IMODULE macro.

Related reference:

 IMODULE return codes (Messages and Codes)

Related information:

 IMS abend 0153

**DFS1077A ERROR ON SBONLINE CONTROL
CARD: bbbbbbbbbbbb**

Explanation: There is an error in a SBONLINE control statement in member DFSVSMxx of IMS.PROCLIB (for IMS online). The variable *bbbbbbbbbbb* describes the type of error. The error can be one of the following:

- SBONLINE is not followed by a blank or a comma.
- A parameter other than MAXSB is specified.
- The MAXSB parameter value is not numeric or is not followed by at least one blank.

System action: IMS uses Sequential Buffering (SB), but it ignores any parameter value specified on the incorrect SBONLINE control statement.

User response: Correct the error in the SBONLINE control statement.

DFS1078I (*text of I/O error message*)

Explanation: IMS detected an I/O error while processing the //DFSSTAT DD statement. This message contains the text of the standard I/O error message provided by the z/OS SYNADAF macro.

System action: IMS stops writing information to the //DFSSTAT data set.

User response: Correct the error based on the content of this message.

Related reference:

 z/OS: SYNADAF error descriptions

**DFS1079A INSUFFICIENT STORAGE TO
PROCESS //DFSCTL CONTROL
STATEMENTS**

Explanation: IMS was unable to acquire enough virtual storage to process the control statements stored in the data set defined by the //DFSCTL DD statement.

System action: IMS ignores some or all of the control statements.

User response: For IMS batch or DBCTL, allocate more private storage; for IMS DB/DC, allocate more CSA storage.

DFS1080A INVALID *region type*

Explanation: The Sequential Buffering (SB) test program (DFSSBHD0) was executed in an invalid region type. The batch region type specified in the first subparameter of the //EXEC PARM field must be DLI, DBB, or ULU.

System action: IMS abnormally terminates the test program.

User response: Correct the region type.

**DFS1081A SB ENVIRONMENT NOT SET-UP:
DFSSBHD0 CAN NOT EXECUTE**

Explanation: IMS was unable to set up the appropriate environment for executing the Sequential Buffering (SB) test program (DFSSBHD0). This message follows other messages describing why the error occurred.

User response: Correct the error based on the other error messages sent by IMS.

DFS1082A SYSPRINT COULD NOT BE OPENED

Explanation: The Sequential Buffering (SB) test program (DFSSBHD0) was unable to open the //SYSPRINT data set. This message follows z/OS messages describing why the error occurred.

System action: IMS abnormally terminates the SB test program.

User response: Make sure that the //SYSPRINT DD statement defining the data set for the test program is present and correct. See the messages issued by z/OS as well.

DFS1083A SYSIN COULD NOT BE OPENED

Explanation: The Sequential Buffering (SB) test program (DFSSBHD0) was unable to open the //SYSIN data set. This message follows z/OS messages describing why the error occurred.

System action: IMS abnormally terminates the SB test program.

User response: Make sure that the //SYSIN DD statement defining the data set for the test program is present and correct. See the messages issued by z/OS as well.

DFS1084A SYSUT1 COULD NOT BE OPENED

Explanation: The Sequential Buffering (SB) test program (DFSSBHD0) was unable to open the //SYSUT1 data set containing the SB image capture log records. This message follows z/OS messages describing why the error occurred.

System action: IMS abnormally terminates the SB test program.

User response: Make sure that the //SYSUT1 DD statement defining the data set for the test program is present and correct. See the messages issued by z/OS as well.

**DFS1085A RECORD FORMAT OF SYSUT1 IS
NOT VARIABLE**

Explanation: The record format of the data set containing Sequential Buffering (SB) image capture log records is not variable-length.

System action: IMS abnormally terminates the SB test program.

User response: Change the record format of the data set to variable-length.

**DFS1086A PSB HAS NO DB-PCB: DFSSBHD0
CAN NOT EXECUTE**

Explanation: There is no database PCB in the PSB specified on the JCL for the Sequential Buffering (SB) test program (DFSSBHD0).

The SB test program must be executed with the same PSB and DBDs that were used for the application that generated the SB image capture records.

System action: IMS abnormally terminates the SB test program.

User response: Execute the SB test program with the same PSB and DBDs used for the application that generated the SB image capture records.

**DFS1087A INVALID PCB-NUMBER IN IMAGE
CAPTURE RECORD**

Explanation: The relative database PCB number in a Sequential Buffering (SB) image capture log record does not match any of the database PCBs of the PSB used to execute the SB test program (DFSSBHD0).

System action: IMS issues message DFS1096I and abnormally terminates the SB test program.

User response: Make sure that the PSB used to create the image capture records is the same PSB used to execute the SB test program.

Related information:

“DFS1096I” on page 287

**DFS1088A DBD-NAMES OF PSB AND IN
IMAGE-CAPTURE RECORDS ARE
NOT IDENTICAL**

Explanation: The DBD names in the SB image capture log records do not match the DBD names of the database PCBs of the PSB used to execute the SB test program (DFSSBHD0).

System action: IMS issues messages DFS1096I and DFS1097I, and abnormally terminates the SB test program.

User response: Make sure that the PSB used to create the image capture records is the same PSB used to execute the SB test program.

Related information:

“DFS1096I” on page 287

“DFS1097I” on page 287

**DFS1089A INVALID DSG-NUMBER IN IMAGE
CAPTURE RECORD**

Explanation: The relative DSG number in a Sequential Buffering (SB) image capture log record does not match any of the DSG control blocks used to execute the SB test program (DFSSBHD0).

System action: IMS issues message DFS1096I and abnormally terminates the SB test program.

User response: Ensure that the PSB and DBDs used to create the image capture records are the same as the ones used to execute the SB test program.

Related information:

“DFS1096I” on page 287

**DFS1090A DATA SET HAS BEEN CONVERTED
TO VSAM.**

Explanation: An OSAM database data set was changed to a VSAM database data set after the Sequential Buffering (SB) image capture. SB does not support VSAM database data sets.

System action: IMS issues message DFS1096I, and abnormally terminates the SB test program.

User response: No action is required.

Related information:

“DFS1096I” on page 287

**DFS1091W LOAD-PROCOPT FOR DBD=xxxxxxx,
DB DATA SETS CANNOT BE
OPENED.**

Explanation: A PCB referencing DBD xxxxxxxx has a load processing option, which the Sequential Buffering (SB) test program does not support.

System action: In most cases, the test program neither opens the database data sets referenced by the PCB nor processes the image capture log records for the database data sets referenced by the PCB that has the load processing option. At program termination time, the test program might issue message DFS2346W.

User response: Check to see if a DFS2346W message is written on the //SYSPRINT data set at program termination. If so, be aware that the reprocessing of the image capture log records by the SB test program will not match the processing of the application that generated the image capture log records. If message DFS2346W was not issued, ignore this message (DFS1091W).

Related information:

“DFS2346W” on page 505

DFS1092A DD-NAMES IN PSB/DBD AND IN IMAGE CAPTURE RECORDS ARE NOT IDENTICAL

Explanation: The ddnames in a Sequential Buffering (SB) image capture record do not match those in the DBDs referenced by the PSB used to execute the SB test program.

System action: IMS issues messages DFS1096I and DFS1098I, and abnormally terminates the test program.

User response: Make sure that the PSB, DBDs, and DBD ddnames used for the image capture are the same as the ones used to execute the SB test program.

Related information:

“DFS1096I”

“DFS1098I”

DFS1093A INVALID SUBRECORD-TYPE IN IMAGE CAPTURE RECORD

Explanation: The Sequential Buffering (SB) image capture log records contain an invalid code in the subrecord-type field.

System action: IMS abnormally terminates the SB test program.

User response: Make sure that the //SYSUT1 data set for the SB test program contains SB image capture log records.

DFS1094W PREMATURE END-OF-FILE ON SYSUT1

Explanation: The Sequential Buffering (SB) test program (DFSSBHD0) reached the end of the //SYSUT1 data set before processing all of the image-capture records of the application.

System action: The SB test program terminates normally at end-of-file of //SYSUT1.

User response: Make sure that the //SYSUT1 data set contains all needed image-capture records. If you wanted the SB test program to process only *some* of the image capture records, make sure that the correct ones were processed.

DFS1095A APPLICATION-START RECORD NOT FOUND

Explanation: The Sequential Buffering (SB) test program (DFSSBHD0) was unable to find the image capture log record in the //SYSUT1 data set that describes the start of the application.

System action: IMS abnormally terminates the SB test program.

User response: Make sure that:

- //SYSUT1 data set contains all required image capture records.

- The SB test program is run with the same PSB used for the application that created the image capture records.
- The image capture option was successfully activated for the application that was supposed to create the image capture records.
- The specifications on the SELECT control statement for the SB test program are correct (if this statement was used to select the image capture records of a specific execution of the application).

DFS1096I IC RECORD FOR: PCB-NBR=*nnnn*, DBD=*aaaaaaaa*, DSG-NBR=*nnnnnn*, DDN=*bbbbbbbb*

Explanation: The Sequential Buffering (SB) test program detected an error associated with an image capture record.

This message provides the relative PCB number, DBD name (as coded on the PCB macro), DSG number, and ddname for this record. The first database PCB and DSG have a relative number of 1. In some cases, the PCB number, DSG number, and DBD name fields are not initialized; for example, when DL/I issues I/O operations for internal PCBs that are not defined to the application program.

System action: IMS abnormally terminates the SB test program.

User response: For information about the type of error the SB test program found, see a previously issued IMS message and correct the error accordingly.

DFS1097I DBD NAME ACCORDING TO PSB: *aaaaaaaa*

Explanation: The DBD name stored in the image capture record does not match the one stored in the database PCB. This message provides the DBD name (as coded on the PCB macro), stored in the database PCB used to run the SB test program. IMS previously issued messages DFS1088A and DFS1096I to provide additional information.

System action: IMS abnormally terminates the SB test program.

User response: Correct the error based on messages DFS1088A and DFS1096I.

Related information:

“DFS1088A” on page 286

“DFS1096I”

DFS1098I DDNAME ACCORDING TO DBD: *aaaaaaaa*

Explanation: The ddname stored in the image capture record does not match the one stored in the IMS AMP control block of the DMB/DBD. This message provides the ddname (as coded on the DATASET macro) stored

DFS1099A • DFS1100I

in the IMS AMP control block of the DBD used to run the SB test program.

IMS previously issued messages DFS1092A and DFS1096I to provide additional information.

System action: IMS abnormally terminates the SB test program.

User response: Correct the error based on messages DFS1092A and DFS1096I.

Related information:

“DFS1092A” on page 287

“DFS1096I” on page 287

DFS1099A DDNAME NOT FOUND IN ANY DBD

Explanation: The Sequential Buffering (SB) test program (DFSSBHD0) was unable to find the ddname stored in an image capture record in any DBD referenced by the PSB.

System action: IMS issues message DFS1096I, and terminates the SB test program abnormally.

User response: Correct the error by making sure the PSBs/DBDs used for image capture are the same as the ones used to run the SB test program.

Related information:

“DFS1096I” on page 287

DFS1100I *nnnnnn* IS AN INVALID MESSAGE KEY.

Explanation: An internal logic error has occurred. The format utility is attempting to issue a message which does not exist in its message table. *nnnnnn* is the message key of the message. Probable cause is user modifications.

System action: Processing continues normally.

Programmer response: Determine if failure occurred for a reason other than user modifications to the MFS Language utility.

Problem determination: 2, 8, 16, 36

Severity: 4

Related information:

Chapter 2, “IMS problem determination,” on page 13

Chapter 26. DFS messages, DFS1101I - DFS1150I

This topic contains the following messages:

DFS1101I *label* **FORMAT BLOCK HAS NO DEVICES.**

Explanation: A format block was defined for which no DEV statements were defined. *label* is an externally defined name on the statement. If label is omitted, it is an internal name generated by the preprocessor for the statement. See message DFS1027I.

System action: Processing continues with the next FMT or MSG definition.

Programmer response: Correct the format definition, and rerun the MFS Language utility.

Severity: 12

Related information:

“DFS1027I” on page 276

DFS1102I **GENERATION TERMINATED FOR FORMAT SET.**

Explanation: A user format definition had an error previously stated with an error message. The format definition and related message definitions are deleted from further processing.

System action: Processing continues with the next FMT set.

Programmer response: Correct the format definition, and rerun the MFS Language utility.

Severity: 12

DFS1103I *label* **OUTPUT MESSAGE HAS NO SEGMENTS.**

Explanation: An output message description was encountered which has no segments defined. *label* is an externally defined name on the statement. If label is omitted, it is an internal name generated by the preprocessor for the statement. See also message DFS1026I.

System action: Processing continues with the next MSG or FMT definition.

Programmer response: Correct the message description, and rerun the job.

Severity: 12

Related information:

“DFS1026I” on page 276

DFS1104I *label* **INPUT MESSAGE HAS NO SEGMENTS.**

Explanation: The block is deleted because the input message has no segments. *label* is an externally defined name on the statement. If label is omitted, it is an internal name generated by the preprocessor for the statement. See also message DFS1026I.

System action: Processing continues with the next MSG or FMT definition.

Programmer response: Correct the message definition, and rerun the job.

Severity: 12

Related information:

“DFS1026I” on page 276

DFS1105I *label* **LPAGE HAS NO SEGMENTS.**

Explanation: An output message description defines an LPAGE with no SEG or MFLD statements following it. *label* is an externally defined name on the statement. If label is omitted, it is an internal name generated by the preprocessor for the statement. See also message DFS1022I.

System action: Processing continues with the next MSG or FMT definition.

Programmer response: Correct the message definition, and rerun the job.

Severity: 12

Related information:

“DFS1022I” on page 275

DFS1106I *label* **LPAGE DOES NOT HAVE DPAGE name.**

Explanation: The required SOR= *dpagename* parameter is missing on the LPAGE statement. *label* is an externally defined name on the statement. If *label* is omitted, it is an internal name generated by the preprocessor for the statement.

System action: Processing continues with the next MSG or FMT definition.

Programmer response: Correct the message definition, and rerun the job.

Severity: 12

Related information:

"DFS1022I" on page 275

DFS1107I *label* LPAGE REQUIRED LITERAL
MISSING IN COND=.

Explanation: *label* is an externally defined name on the statement. If *label* is omitted, it is an internal name generated by the preprocessor for the statement. This message is issued if the COND= parameter is not specified or a literal is missing, or both, when it is required on an LPAGE statement. See also message DFS1022I.

System action: Processing continues with the next MSG or FMT definition.

Programmer response: Correct the message definition, and rerun the job.

Severity: 12

Related information:

"DFS1022I" on page 275

DFS1108I *label* SEGMENT HAS NO FIELDS.

Explanation: An input segment has no fields defined for it. *label* is an externally defined name on the statement. If *label* is omitted, it is an internal name generated by the preprocessor for the statement. See also message DFS1023I.

System action: Processing continues with the next MSG or FMT definition.

Programmer response: Correct the message definition, and rerun the job.

Severity: 12

Related information:

"DFS1023I" on page 275

DFS1109I MESSAGE HAS EXCEEDED
ALLOWABLE LENGTH.

Explanation: The input message has exceeded the maximum allowable length of 32,767 bytes.

System action: Processing continues with the next MSG or FMT definition.

Programmer response: Correct the message definition, and rerun the job.

Severity: 12

DFS1110I *label* WARNING SEGMENT HAS NO
FIELDS. SEGMENT WILL BE SKIPPED
BY ONLINE PROCESSING.

Explanation: An output message segment has no fields defined for it. *label* is an externally defined name on the statement. If *label* is omitted, it is an internal name generated by the preprocessor for the statement. See also message DFS1023I.

System action: Processing continues with the next MSG or FMT definition.

Programmer response: Correct the message definition, and rerun the job.

Severity: 4

DFS1111I *label* MSG/LPAGE HAS NO SEGMENTS
WITH FIELDS.

Explanation: *label* is an externally defined name on the statement. If *label* is omitted, it is an internal name generated by the preprocessor for the statement. MSG or LPAGE segments have no fields defined. See also message DFS1022I.

System action: Processing continues with the next MSG or FMT definition.

Programmer response: Correct the message definition, and rerun the job.

Severity: 12

DFS1112I *label* LPAGE COND= PARAMETER
SPECIFIED AN MFLD LABEL THAT
CANNOT BE FOUND OR MFLD
CONTAINS A LITERAL

Explanation: The MFLD label referenced in CON *label* field is an externally defined name on the statement. If *label* is omitted, it is an internal name generated by the preprocessor for the statement. See also message DFS1022I.

System action: Processing continues with the next MSG or FMT definition.

Programmer response: Correct the message definition, and rerun the job.

Severity: 12

Related information:

DFS1022I

DFS1113I *label* DUPLICATE MFLD HAS BEEN
DELETED.

Explanation: A message field (MFLD) definition has been found that uses a definition field name (dfldname) already referenced in this MSG description. *label* is an externally defined name on the statement. If *label* is omitted, it is an internal name generated by the preprocessor for the statement. See also message DFS1024I.

System action: Processing continues with the next MSG or FMT definition.

Programmer response: Correct the message definition, and rerun the job.

Severity: 12

Related information:

"DFS1024I" on page 275

DFS1114I *label* **DEVICE HAS NO DIVISIONS**

Explanation: One DIV statement must be defined for each DEV statement. *label* is an externally defined name on the statement. If *label* is omitted, it is an internal name generated by the preprocessor for the statement. See also message DFS1017I.

System action: Processing continues with the next MSG or FMT definition.

Programmer response: Correct the format definition, and rerun the job.

Severity: 12

DFS1115I *label* **DIV STATEMENTS ARE INVALID.**

Explanation: This message is issued if any of the following occurs:

- DEV TYPE=3270, 3270P, 3600, 36DS, 36FP, 36JP or 36PB is specified and more than one DIV statement follows the above DEV statement.
- DEV TYPE=274X and more than two DIV statements follow the above DEV statement.
- DEV TYPE=274X, and either two DIV TYPE=INPUT or two DIV TYPE=OUTPUT follow the above DEV statement.

label is the identifier of the DEV statement in error. See also message DFS1017I.

System action: Processing continues with the next MSG or FMT definition.

Severity: 12

Related information:

"DFS1017I" on page 274

DFS1116I *label* **FORMAT HAD TERMINATING DEVICE ERROR.**

Explanation: This message is printed when a formatting device error occurred and prevented the block from being created. This message will be preceded by one or more error messages describing the terminating device error. *label* is an externally defined name on the statement. If *label* is omitted, it is an internal name generated by the preprocessor for the statement. See also message DFS1016I.

System action: Processing continues with the next DEV, FMT, or MSG definition.

Programmer response: Correct the format definition, and rerun the job.

Severity: 12

Related information:

"DFS1016I" on page 274

DFS1117I *label* **DEVICE DOES NOT DEFINE ALL DPAGE DESCRIPTIONS.**

Explanation: This message is printed if:

- An LPAGE of a MSG description references a "dpagename" in a SOR= parameter which is not defined in a related FMT description.
- An FMT description contains several DEV statements and does not contain identical labels on DPAGE statements for each DEV statement.

label is an externally defined name on the statement. If *label* is omitted, it is an internal name generated by the preprocessor for the statement. See also message DFS1017I.

System action: Processing continues with the next DEV, FMT, or MSG definition.

Programmer response: Correct the format definition, and rerun the job.

Severity: 12

Related information:

"DFS1017I" on page 274

DFS1118I *label* **DPAGE ALREADY DEFINED THIS DEVICE.**

Explanation: A duplicate DPAGE label has been found for this DEV statement. *label* is an externally defined name on the statement. If *label* is omitted, it is an internal name generated by the preprocessor for the statement. See also message DFS1019I.

System action: Processing continues with the next DEV, FMT, or MSG definition.

Programmer response: Correct the format definition, and rerun the job.

Severity: 12

Related information:

"DFS1019I" on page 275

DFS1119I *label* **DUPLICATE FIELD WITHIN DEVICE PAGE.**

Explanation: A duplicate DFLD label has been found in the same physical page for the device. *label* is an externally defined name on the statement. If *label* is omitted, it is an internal name generated by the preprocessor for the statement. See also message DFS1019I.

System action: Processing continues with the next DEV, FMT, or MSG definition.

Programmer response: Correct the format definition, and rerun the job.

Severity: 12

Related information:

"DFS1019I" on page 275

DFS1120I *label* DFLD OVERLAPS WITH FOLLOWING FIELD:

Explanation: The POS= parameter specified for DFLD overlaps in column or line specification, or both, with another DFLD. *label* is an externally defined name on the statement. If label is omitted, it is an internal name generated by the preprocessor for the statement.

System action: Processing continues with the next DEV, FMT, or MSG definition.

Programmer response: Correct the format definition, and rerun the job.

Severity: 12

Related information:

"DFS1020I" on page 275

DFS1121I *label* DFLD OVERLAPS WITH PREVIOUS FIELD.

Explanation: The POS= parameter specified for DFLD overlaps in column or line specification, or both with another field. *label* is an externally defined name on the statement. If label is omitted, it is an internal name generated by the preprocessor for the statement. See also message DFS1020I.

System action: Processing continues with the next DEV, FMT or MSG definition.

Programmer response: Correct the format definition, and rerun the job.

Severity: 12

Related information:

"DFS1020I" on page 275

DFS1122I *label* DFLD HAS INVALID START ORIGIN WITHIN PAGE.

Explanation: The starting position origin is either less than (1,2) for 3270, or (1,1) for other devices. For SCS1, the starting line position might be less than the top margin value specified in the VTAB= keyword on the DEV statement. The name of the statement *label* is an externally defined name on the statement. If label is omitted, it is an internal name generated by the preprocessor for the statement.

System action: Processing continues with the next DEV, FMT, or MSG definition.

Programmer response: Correct the format definition, and rerun the job.

Severity: 12

Related information:

"DFS1120I"

DFS1123I *label* DFLD EXCEEDS DEVICE BOTTOM MARGIN/PAGE CAPABILITIES

Explanation: The DFLD statement POS= specification will not fit within the bottom margin specification on the VTAB= keyword or on a device page (PAGE=). The name of the statement *label* is an externally defined name on the statement. If label is omitted, it is an internal name generated by the preprocessor for the statement. See also message DFS1020I.

System action: Processing continues with the next DEV, FMT or MSG definition.

Programmer response: Correct the format definition, and rerun the job.

Severity: 12

Related information:

"DFS1020I" on page 275

DFS1124I *label* DFLD EXCEEDS DEVICE LINE SIZE.

Explanation: The literal defined for the true DFLD exceeds the device line size. *label* is an externally defined name on the statement. If label is omitted, it is an internal name generated by the preprocessor for the statement. For further explanation, see message DFS1020I.

System action: Processing continues with the next DEV, FMT, or MSG definition.

Programmer response: Correct the format definition, and rerun the job.

Severity: 12

Related information:

DFS1020I

DFS1125I *label* *** WARNING *** DFLD WILL CAUSE COPY BUFFER LOCK ON REMOTE 3270s.

Explanation: *label* is an externally defined name on the statement. If label is omitted, it is an internal name generated by the preprocessor for the statement. Indicated DFLD statement will cause the display image to be locked for COPY on remote 3270; that is, the display cannot be copied.

System action: Processing continues normally.

Programmer response: If copy lock is not desired, redefine the field definition so the field does not start in the first position of the buffer (POS=(1,2)) or does not have the attributes of ALPHA and PROT (protected).

Severity: 4

DFS1126I *label* DPAGE HAS NO DFLD STATEMENTS.

Explanation: The DPAGE statement represented by the identifier, *label*, has no DFLD statements defined. At least one DFLD must be defined for each DPAGE within a FMT descriptor.

System action: Processing continues with the next DEV, FMT, or MSG definition.

Programmer response: Correct the definition error, and resubmit the job.

Severity: 12

If the label is omitted, an internal name is generated by the preprocessor.

System action: Processing continues with the next MSG or FMT definition.

Programmer response: Correct the source statements for the message in error, and resubmit the job.

Problem determination: 2, 8, 16

Severity: 12

Related information:

Chapter 2, "IMS problem determination," on page 13

DFS1127I *label* NXT= MESSAGE DOES NOT USE SAME FORMAT OR IS NOT DEFINED.

Explanation: *label* is an externally defined name on the statement. If *label* is omitted, it is an internal name generated by the preprocessor for the statement. The specific statement was previously identified with the same number in a DFS1021I or DFS1022I message. The MSG or LPAGE statement contains a NXT=msgname parameter. For the 3270, the referenced input message description does not use the same source FMT description as the output message being processed; the format name specified in the SOR= parameter is not the same.

The following conditions can cause this message to be produced:

- The referenced name is not a name of an input message description, but a name of an output message description.
- The input message description does not exist in the IMS.REFERAL library.
- The input message description specifies a different FMT name than the output message description in the SOR= operand of the MSG statement.

System action: Processing continues with the next MSG or FMT definition.

Programmer response: If the definition for the referenced input message description is supplied in this run, correct the definition and rerun the job. If the referenced input message already exists in the IMS.REFERAL library, execute the MFS Service utility program using the RELATE function to determine the status of the input message description in error. Correct the definition for the referenced input message description, and rerun the job.

Severity: 12

DFS1129I *label* MSG DOES NOT DEFINE ALL DPAGE DESCRIPTIONS.

Explanation: The INPUT MSG LPAGE statements do not reference all DPAGE descriptions for the corresponding FMT. *label* is an externally defined name on the statement.

System action: Processing continues with the next MSG or FMT definition.

Programmer response: Correct the error, and resubmit the job.

Problem determination: 2, 8, 16

Severity: 12

Related information:

Chapter 2, "IMS problem determination," on page 13

DFS1130I *label* LPAGE ALREADY DEFINED DPAGE.

Explanation: The input message LPAGE statement references the same DPAGE more than once.

System action: Processing continues with the next MSG or FMT definition.

Programmer response: Correct the duplicate reference, and resubmit the job.

Problem determination: 2, 8, 16

Severity: 12

Related information:

Chapter 2, "IMS problem determination," on page 13

DFS1131I *label* PASSWORD HAS NO FIELDS.

Explanation: The input message PASSWORD segment has no fields defined for it. *label* is an internally generated name for the statement.

System action: Processing continues with the next MSG or FMT definition.

Programmer response: Correct the PASSWORD segment, and resubmit the job.

Problem determination: 2, 8, 16

DFS1128I *label* LPAGE PROMPT=DFLDNAME IS DUPLICATE.

Explanation: The DFLD label referenced by the LPAGE statement must be unique within LPAGE. *label* is an externally defined name on the LPAGE statement.

DFS1132I • DFS1138I

Severity: 12

Related information:

Chapter 2, "IMS problem determination," on page 13

DFS1132I *label* **PASSWORD HAS EXCEEDED ALLOWABLE LENGTH.**

Explanation: Password length has exceeded maximum allowable length of 8 bytes. *label* is an internally generated name, which uniquely identifies the statement.

System action: Processing continues with the next MSG or FMT definition.

Programmer response: Correct the PASSWORD segment, and resubmit the job.

Problem determination: 2, 8, 16

Severity: 12

Related information:

Chapter 2, "IMS problem determination," on page 13

DFS1133I *label* **MFLD LENGTH INCORRECT WHEN ATTR= YES AND/OR *nn* SPECIFIED**

Explanation: MFLD length specified is less than that required for the inclusion of the specified number of attributes and at least 1 byte of data.

System action: Processing continues with the next MSG or FMT definition.

Programmer response: Specify an MFLD length that is equal to the maximum length of the data, plus 2 bytes if ATTR=YES is specified, and plus 2 times *nn* bytes if ATTR=*nn* is specified. Then resubmit the job.

DFS1134I *label* **LPAGE PROMPT=DFLDNAME NOT DEFINED THIS FMT**

Explanation: The dflname specified in PROMPT= parameter is not defined in the corresponding format.

System action: Processing continues with the next MSG or FMT definition.

Programmer response: Correct the error, and resubmit the job.

Problem determination: 2, 8, 16

Severity: 12

Related information:

Chapter 2, "IMS problem determination," on page 13

DFS1135I *label* **WARNING: INPUT FROM DUPLICATE DFLD WILL BE IGNORED.**

Explanation: MULT=YES is defined for DPAGE and a duplicate DFLD is encountered in DPAGE. This is a

warning diagnostic—the duplicate DFLD is ignored by online processing. *label* is an externally defined name on the DFLD statement.

System action: Processing continues normally.

Problem determination: 2, 8, 16

Severity: 4

Related information:

Chapter 2, "IMS problem determination," on page 13

DFS1136I *label* **DPAGE COND= SPECIFICATION MISSING**

Explanation: A COND= specification is required on all input DPAGE statements except the last-defined or only-input DPAGE statement. *label* is the externally defined label on the DPAGE statement or an internal label generated if the external label is omitted.

System action: Processing continues with the next DIV, DEV, or FMT statement.

Programmer response: Correct the DPAGE definition and rerun the job.

Severity: 12

DFS1137I *label* **FILL=NULL INVALID WHEN GRAPHIC=NO SPECIFIED.**

Explanation: A message field (MFLD) with FILL=NULL was defined in the SEG statement with GRAPHIC=NO. The input message control block is not be created. In the message text, *label* The external or internal label generated on the MFLD statement

System action: Processing continues with the next MSG or FMT definition.

Programmer response: Correct the MFLDs with FILL=NULL in a SEG statement with GRAPHIC=NO, and resubmit the job.

Problem determination: 1, 2, 3, 4, 8, 12, 16

Severity: 12

Related information:

Chapter 2, "IMS problem determination," on page 13

DFS1138I *label* **DFLD MUST NOT BE USED AS LABEL WITHIN THIS DEV/DIV**

Explanation: Dflname specified in the PFK=, PEN=, or CARD= parameter on the DEV statement or in the DPN=, PRN=, RPRN=, or RDPN parameter on the DIV statement is used also as a label on a DFLD statement within this DEV/DIV.

System action: Processing continues with the next DIV, DEV, MSG, or FMT definition.

Programmer response: Correct the DFLD statement, and resubmit the job.

Problem determination: 1, 2, 3, 4, 8, 12, 16

Severity: 12

Related information:

Chapter 2, “IMS problem determination,” on page 13

DFS1139I *label keyword=* **PARAMETER INVALID FOR THIS DIV TYPE AND WILL BE IGNORED.**

Explanation: This warning diagnostic is issued for DEV type of 274X, SCS1, SCS2, or DPM. If DIV TYPE=INPUT, an invalid keyword of DSCA, PAGE, or FORMS was specified. If DIV TYPE=INPUT and DEV type is SCS1, an invalid keyword of HTAB, VTAB, or VT was specified. If DIV TYPE=OUTPUT, an invalid keyword of FTAB, LDEL, CARD (if SCS1) or MODE (except for DPM-Bn) was specified.

System action: Processing continues normally.

Severity: 8

DFS1140I *name* **FMT DOES NOT DEFINE DEVICE OUTPUT DESCRIPTION FOR OUTPUT MESSAGE DESCRIPTION. FMT NOT PROCESSED.**

Explanation: *name* is the external label defined on the FMT statement. FMT set was not compatible—device input descriptions (that is, DIV TYPE=INPUT) is associated through the MSG SOR= parameter to the MSG description with TYPE=OUTPUT. This message is followed by one or more DFS1144I error messages and possibly by one or more DFS1145I error messages. A return code of at least 12 is passed to z/OS from the execution of Step 1 of the MFS Language Utility.

System action: Processing continues normally with the next FMT or MSG definition.

Programmer response: Correct the MSG or FMT definition, or both, and resubmit the job.

Problem determination: 2, 8, 16, 36

Severity: 12

Related information:

“DFS1141I”

“DFS1145I” on page 296

Chapter 2, “IMS problem determination,” on page 13

DFS1141I *name* **FMT DOES NOT DEFINE DEVICE INPUT DESCRIPTION FOR INPUT MESSAGE DESCRIPTION. FMT NOT PROCESSED.**

Explanation: *name* FMT is the external label defined on the FMT statement. FMT set was not compatible—device output descriptions, (that is, DIV

TYPE=OUTPUT) is associated through the SOR= parameter to the MSG description TYPE=INPUT. This message is followed by one or more DFS1145I error messages and possibly by one or more DFS1144I error messages. A return code of at least 12 is passed to z/OS from execution of Step 1 of the MFS Language utility.

System action: Processing continues normally with the next FMT or MSG definition.

Programmer response: Correct the MSG or FMT definition, or both, and resubmit the job.

Problem determination: 2, 8, 16, 36

Severity: 12

Related information:

“DFS1144I” on page 296

“DFS1145I” on page 296

Chapter 2, “IMS problem determination,” on page 13

DFS1142I **WARNING: NO OUTPUT MESSAGE DESCRIPTION FOR DEVICE OUTPUT DESCRIPTION IN *name* FMT.**

Explanation: *name* is the external label defined on the FMT statement. A device output description (that is, DIV TYPE=OUTPUT or DIV TYPE=INOUT) has *no* MSG description with TYPE=OUTPUT associated with it through the SOR= parameter.

System action: Processing continues normally.

Programmer response: This error can produce undesirable blocks in the online format library. If a MSG output description is required, define it and resubmit the job.

Problem determination: 2, 8, 16, 36

Severity: 4

Related information:

Chapter 2, “IMS problem determination,” on page 13

DFS1143I **WARNING: NO INPUT MESSAGE DESCRIPTION FOR DEVICE INPUT DESCRIPTION IN *name* FMT.**

Explanation: *name* is the external label defined on the FMT statement. A device input description (that is, DIV TYPE=INPUT or DIV TYPE=INOUT) does not have a MSG description with TYPE=INPUT associated with it through the SOR= parameter. This error can produce undesirable blocks in the online format library.

System action: Processing continues normally.

Problem determination: 2, 8, 16, 36

Severity: 4

Related information:

Chapter 2, “IMS problem determination,” on page 13

DFS1144I *name* OUTPUT MESSAGE NOT PROCESSED.

Explanation: *name* is the external label defined on the MSG statement. This error message is printed as a result of a DFS1140I error message. It can also be printed as a result of a DFS1141I error message when the FMT set is not processed.

System action: Processing continues normally with the next FMT set.

Programmer response: Correct the MSG or FMT definition, or both, and resubmit the job.

Problem determination: 2, 8, 16, 36

Severity: 12

Related information:

Chapter 2, "IMS problem determination," on page 13

DFS1145I *name* INPUT MESSAGE NOT PROCESSED.

Explanation: *name* is the external label defined on the MSG statement. This error message is printed as a result of a DFS1141I error message. It can also be printed as a result of a DFS1140I error message when the FMT set is not processed.

System action: Processing continues normally with the next FMT set.

Programmer response: Correct the MSG or FMT definition, or both, and resubmit the job.

Problem determination: 2, 8, 16, 36

Severity: 12

Related information:

Chapter 2, "IMS problem determination," on page 13

DFS1146I BAD COMPLETION CODE RECEIVED FROM IEBCOPY SUBTASK ON COMPRESS OF DDNAME=FORMAT. EXECUTION TERMINATED.

Explanation: The z/OS Image Copy utility program (IEBCOPY) issues a return code that indicates either a condition from which recovery might be possible or indicates an unrecoverable error.


System action: Processing terminates.

Programmer response: Determine the problem by using the IEBCOPY messages previously received, and the associated IEBCOPY program message documentation.

Problem determination: 2, 8, 16, 36

Severity: 20

Related reference:

 z/OS: IEBCOPY (Library Copy) Program

Related information:

Chapter 2, "IMS problem determination," on page 13

DFS1147I *label* WARNING: DEV VT=/*VTAB*= IS INVALID WITH PAGE 'FLOAT' OPTION. VT=/*VTAB*= PARAMETER WILL BE IGNORED.

Explanation: The VT= or *VTAB*= parameter and the PAGE FLOAT options were specified in the same DEV statement. The VT= or *VTAB*= specification is ignored. The field *label* is the external or internally generated label on the DEV statement.

System action: Processing continues normally.

Programmer response: If the VT= or *VTAB*= option is desired, correct the PAGE option and rerun the job.

Problem determination: 2, 8, 16

Severity: 8

Related information:

Chapter 2, "IMS problem determination," on page 13

DFS1148I *label* WARNING: DPAGE FILL=NONE OR NULL IS INVALID WITH HTAB 'ONLINE' OR 'OFFLINE'. HTAB OPTION RESET TO SET.

Explanation: DPAGE with FILL=NULL or FILL=NONE was specified in the DEV statement with the HTAB OFFLINE or ONLINE option. The OFFLINE or ONLINE option will be reset to SET. The field *label* is the external or internally generated label on the DPAGE statement.

System action: Processing continues normally.

Programmer response: If the HTAB OFFLINE or ONLINE option is desired, correct the DPAGE fill character specification, and resubmit the job.

Problem determination: 2, 8, 16

Severity: 8

Related information:

Chapter 2, "IMS problem determination," on page 13

DFS1149I *label* DPAGE HAS EXCEEDED ALLOWABLE LENGTH.

Explanation: The DPAGE definition currently being processed has exceeded the MFS buffer design limit of 32767 bytes. The work buffer contains literals, data fields, and control characters for the entire DPAGE. The field *label* is the name specified on the DPAGE statement. If DPAGE was not externally defined, *label* is the name of the DIV statement.

System action: Processing continues with the next DEV, FMT, or MSG definition.

Programmer response: The DPAGE definition cannot

be processed in its current form. Redefine the DPAGE definition as multiple DPAGEs and resubmit.

Problem determination: 2, 8, 16

Severity: 12

Related information:

Chapter 2, "IMS problem determination," on page 13

DFS1150I *label* **WARNING: POTENTIAL ERROR
IF THE CURSOR POSITION ON
INPUT IS 63 (HEX'3F'). THE SEGMENT
IN WHICH THIS MFLD EXISTS WILL
HAVE ALL THE NULL CHARACTERS
(HEX '3F') REMOVED, INCLUDING
THE CURSOR POSITION.**

Explanation: For more information, see the topic titled "Message formatting functions" in *IMS Version 13 Application Programming APIs*.

Severity: 4

Chapter 27. DFS messages, DFS1151I - DFS1200I

This topic contains the following messages:

DFS1151I *label* **WARNING: HEADER MAY NOT FIT WITHIN A RECORD.**

Explanation: The message output header maximum size, calculated by the utility, exceeds the RCDCTL= value specified on the DIV statement for HDRCTL=VARIABLE. The field *label* is the externally-defined name on the FMT/DPAGE/PPAGE statement determined by the OPTIONS= specification on the DIV statement, or *label* is an internally-generated statement label.

System action: Processing continues with this statement.

Programmer response: Verify that the message output header to be sent to the remote program fits in a record. If not, either define a larger record size or create smaller headers and resubmit the job.

DFS1152I *label* **HEADER WILL NOT FIT WITHIN A RECORD.**

Explanation: The message output header size, calculated by the utility, exceeds the RCDCTL= value specified on the DIV statement for HDRCTL=FIXED. The field *label* is the externally-defined name on the FMT/DPAGE/PPAGE statement determined by the OPTIONS= specification on the DIV statement, or *label* is an internally-generated statement label.

System action: Processing continues with the next DIV, DEV, FMT or MSG definition.

Programmer response: Define a larger record size or specify a VARIABLE parameter on the HDRCTL= parameter of the DIV statement. Resubmit the job.

DFS1153I *label* **WARNING: PPAGE CONTAINS NO DATA.**

Explanation: A PPAGE statement containing no DFLD statements was encountered for OPTIONS=PPAGE specified on the DIV statement. This causes MFS to generate a message output header only (no data fields) to be sent to the remote program as the only transmission and causes the component to be protected. A paging request must then be sent to IMS to receive data. The field *label* is the user-supplied or internally-generated label on the PPAGE statement.

System action: Processing continues with this statement.

Programmer response: Verify that only a message

output header function is desired for the remote program.

DFS1154I *label* **PPAGE CONTAINS NO DATA. PPAGE IGNORED.**

Explanation: A PPAGE statement containing no DFLD statements was encountered. For DEV TYPE=DPM-An or DPM-Bn and DIV OPTIONS=MSG or DPAGE, this PPAGE begins a new record and has no other effect on the remote program. For DEV TYPE=DPM-Bn and DIV OPTIONS=(PPAGE,NODNM), this PPAGE statement would not result in any meaningful information for the remote program. The field *label* is the user-supplied or internally-generated label on the PPAGE statement.

System action: The PPAGE statement is ignored. Processing continues with the next statement.

Programmer response: Remove the PPAGE statement from the input stream, if desired, and resubmit the job.

DFS1155I *label* **THE RESULTING DIF/DOF BLOCK HAS EXCEEDED THE DESIGN LIMITS.**

Explanation: The DIF/DOF block currently being created has exceeded the design limit of 32767 bytes for a block.

System action: Processing continues with the next DIV, DEV, FMT or MSG definition.

Programmer response: The DIF/DOF must be made smaller by defining fewer DPAGE or DFLD statements, or both. Resubmit the job.

Severity: 16

DFS1156I *label* **WARNING: DUPLICATE SCA FIELD IN DPAGE.**

Explanation: Only one SCA field should be defined in a DPAGE statement. The field *label* is the user-supplied or internally-generated label on the DFLD statement with this SCA option.

System action: Processing continues with the current statement.

Programmer response: If duplicate SCA information within a DPAGE is not desired, remove duplicate SCA fields in this DPAGE statement and resubmit the job.

DFS1157I *label* **NO. OF PPAGES EXCEEDS MAXIMUM.**

Explanation: The number of PPAGE statements defined in this DPAGE, with OPTIONS=PPAGE specified in the DIV statement, has exceeded the design limit of 256 pages. The field *label* is the user-supplied or internally-generated label on the PPAGE statement.

System action: Processing continues with the next DIV, DEV, FMT or MSG definition.

Programmer response: Reduce the number of PPAGE statements in this DPAGE to less than the maximum or define the current DPAGE in two or more DPAGE statements, and resubmit the job.

Severity: 16

DFS1158I *label* IMSSYSTEM MESSAGE DEFINED INCORRECTLY

Explanation: The MFLD literal containing the IMS system message DFS057I has been defined incorrectly. The length of the literal is greater than 62, thereby preventing MFS from properly inserting system information into the system message, or the MFLD containing the system message is not in the default MOD DFSM03. The field *label* is the external or internally-generated label of the MFLD statement.

System action: Processing continues with the next FMT or MSG definition.

Programmer response: Change the MFLD length to be less than or equal to 62, or remove the system message literal from the user-supplied MOD.

DFS1159I *label* A MESSAGE CONTAINING AN IMS SYSTEM MESSAGE MAY NOT DEFINE OTHER LITERALS.

Explanation: This message is issued for the DFSM03 message, the IMS MFS error default block. This message must define only one literal: the IMS system message. No other literal definitions are permitted. The field *label* is the external or internally-generated label of the MFLD statement.

System action: Processing continues with the next FMT or MSG definition.

Programmer response: Remove all MFLD literals except the IMS system message from the MSG block. Rerun the job.

DFS1160I *name* DFLDNAME SPECIFIED FOR MORE THAN ONE OF THE DPN, PRN, RDPN, AND RPRN PARAMETERS

Explanation: A dflldname (*name*) was specified in more than one of the following parameters on the DIV statement: DPN=, PRN=, RDPN, and RPRN=. The dflldname for each of these parameters, if specified, must be unique.

System action: The specification is ignored for all

duplicate parameters, and processing continues with the next DEV, FMT, or MSG definition.

Programmer response: Redefine the dflldname for the conflicting parameters, and resubmit the job.

Problem determination: 2, 8, 16

Severity: 8

Related information:

Chapter 2, "IMS problem determination," on page 13

DFS1161I *label* DPAGE LABEL IS REQUIRED

Explanation: A label must be defined for each input DPAGE statement if OPTIONS=DNM is specified on the DIV statement. *label* is the internal label generated by the MFS preprocessor.

System action: Processing continues with the next DIV, DEV, FMT, or MSG statement.

Programmer response: Correct the DPAGE definition, and rerun the job.

Severity: 12

DFS1162I *label* WARNING: ATTR=*nn* SPECIFIED FOR DFLDNAME WHICH HAD NO EATTR= SPECIFICATION

Explanation: A request has been made to dynamically modify the extended attribute bytes for a dflldname (*label*) for which no extended attributes (using EATTR=) have been specified. The request will be honored in expectation of other formats or future formats containing this dflldname that do have extended attributes. IMS still assumes that (2x *nn*) additional bytes have been included in the LTH= specification for this MFLD to be used for the attribute modification bytes that are specifiable by the IMS application program.

System action: Processing continues with the current statement.

Programmer response: Verify that the ATTR=*nn* specification is really desired, or that the EATTR= parameter was not inadvertently omitted from the DFLD statement.

Problem determination: 2, 8 16

Severity: 4

Related information:

Chapter 2, "IMS problem determination," on page 13

DFS1163I *label* WARNING: ATTR=YES AND/OR *nn* SPECIFIED ON MFLD STATEMENT, BUT NOT ON CORRESPONDING DFLD STATEMENT

Explanation: For DPM-An or DPM-Bn, a request has been made to pass attribute data from an IMS

application program to a remote program or subsystem by specifying ATTR=YES or nn, or both, on the MFLD statement. However, ATTR=YES or nn, or both, was not also specified on the corresponding DFLD statement. The request will be honored in expectation of other formats or future formats containing this dflname which do have attributes. IMS still assumes that 2 additional bytes for ATTR=YES and (2xnn) additional bytes for ATTR=nn have been included in the LTH= specification for this MFLD to be used for the attribute modification bytes specifiable by the IMS application program.

System action: Processing continues with the current statement.

System programmer response: Verify that the ATTR=YES or nn, or both specification on the MFLD statement is really desired, or that the ATTR=YES or ATTR=nn specifications, or both, were not inadvertently omitted from the DFLD statement.

Problem determination: 2, 10, 16

Severity: 4

Related information:

Chapter 2, "IMS problem determination," on page 13

DFS1164 *label* **WARNING: SPANNED EGCS FIELD MAY BE INCORRECTLY SPLIT**

Explanation: The EGCS field (*label*) spans multiple lines. This field should contain an even number of characters on each line. The line width (WIDTH=) and starting position of the field (POS=) are determining factors in the amount of data that will fit on each line.

System action: Processing continues with the current statement.

Programmer response: If the field is defined to have an even number of characters on each line, ignore this warning message. If the field is defined so that one or more lines will have an odd number of characters, correct the definitions and rerun the job.

Problem determination: 2, 8, 16

Related information:

Chapter 2, "IMS problem determination," on page 13

DFS1165W **DUPLICATE RDDS ENTRIES WERE FOUND FOR** *resource_type resource_name*

Explanation: The resource definition data set (RDDS) contained multiple entries for the indicated resource. This situation might occur in a non-system RDDS that has been the target of an EXPORT DEFN OPTION(APPEND) command. If there are multiple resource entries, the latest entry is the one that is used when the definitions in the RDDS are imported. Possible values for *resource_type* are:

DB
DBDESC

PGM
PGMDESC
RTC
RTCDESC
TRAN
TRANDESC

System action: The RDDS Extraction Utility (DFSURDD0) continues processing. It terminates successfully with return code 4.

Programmer response: If multiple definitions for the same resource were not expected, consider exporting a new set of definitions to the RDDS by using the EXPORT DEFN OPTION(OVERWRITE) command.

Module: DFSURDD0

DFS1166I **RC=08 MFLD LITERAL INCONSISTENT WITH DFLD SPECIFICATION**

Explanation: A DBCS/EBCDIC mixed field literal was specified on an MFLD statement, but was not specified on the corresponding DFLD statement.

System action: MFS will not create MOD/MID and DOF/DIF blocks.

Programmer response: Either define DBCS/EBCDIC mixed field literals on both statements, or remove the DBCS/EBCDIC mixed field literal specification from the MFLD statement; then rerun the job.

DFS1167I **RC=04** *label* **DFLD HAS NO SPACE AT RIGHT SIDE FOR FIELD OUTLINING**

Explanation: The DFLD statement specifies right field outlining, but there is no space to print the right outline.

System action: Processing continues.

Programmer response: If field outlining is necessary for this field, change the field outlining specification; then rerun the job.

DFS1168I **RC=04** *label* **DFLD HAS NO SPACE AT LEFT SIDE FOR FIELD OUTLINING**

Explanation: The DFLD statement specifies left field outlining, but there is no space to print the left outline.

System action: Processing continues.

Programmer response: If field outlining is necessary for this field, change the field outlining specification; then rerun the job.

DFS1169I **ABEND U0780 RC=*yy* CAUSED BY ABEND IN ASID=*xxxx*, JOBNAME=*jjjjjjjj*/UNKNOWN WHILE HOLDING LATCH AT ADDRESS=*aaaaaaaa***


Explanation: A dependent region has abended while holding a latch, causing the IMS control region to abend 0780.

yy is the abend 0780 return code.
xxxx identifies the failing address space identifier (ASID)
jjjjjjj/UNKNOWN
 either the failing address space's jobname or the character string UNKNOW when the jobname cannot be determined.
aaaaaaaa
 the address of the latch header. This address can be located in the abend 0780 memory dump. An EBCDIC character string preceding the header identifies the latch.

System action: An abend 0780 is issued in the IMS control region and all the IMS-dependent regions terminates abnormally with completion code 002.

Programmer response: Locate the abend 002 dump for the dependent region identified in message DFS1169I to isolate and correct the original abend.

Related information:

 IMS abend 0780

DFS1170I *ccccccc* **HDC DICTIONARY CREATED IN DD HDCDOUT FILE**

Explanation: This message indicates that the Hardware Data Compression Dictionary (HDCD) utility program successfully completed with a return code 0. The value *ccccccc* is the dictionary name that was passed as a parameter to the HDCD utility.

System action: The HDCD utility has terminated normally.

Operator response: No action is required.

System programmer response: No action is required.

Problem determination: None.

DFS1171W *ccccccc* **HDC DICTIONARY NOT CREATED, BECAUSE POTENTIAL STORAGE SAVINGS WILL NOT BE REALIZED.**

Explanation: This message indicates that the HDCD utility program successfully completed but did not create a dictionary object file and terminated with return code 4. The value *ccccccc* is the dictionary name that was passed as a parameter to the HDCD utility.

System action: The HDCD utility has terminated with return code 4.

Operator response: No action is required.

System programmer response: No action is required.

Problem determination: None.

DFS1172E *ccccccc* **HDC DICTIONARY NOT CREATED, BECAUSE SOURCE DATA DOES NOT MATCH EXPANDED DATA. THE FIRST 10 MISMATCHED RECORDS WILL BE PRINTED BEFORE COMPRESSION STATISTICS**

Explanation: This message indicates that the HDCD utility program has detected mismatched source and expanded data. Therefore, it did not create a dictionary object file and terminated with a return code 8. The dictionary name that was passed as a parameter to the HDCD utility is denoted by *ccccccc*.

System action: The HDCD utility has terminated with return code 8.

Operator response: No action is required.

System programmer response: Contact your DBA.

Problem determination: None.

DFS1173W **HDC DICTIONARY NOT CREATED, BECAUSE MVS CSRCMPSC SERVICE IS NOT INSTALLED.**

Explanation: This message indicates that the HDCD utility program has detected that the z/OS Compression/Expansion Service, CSRCMPSC, has not been installed. The HDC dictionary cannot be created.

System action: The HDCD utility has terminated.

Operator response: No action is required.

System programmer response: Install z/OS CSRCMPSC, if required, and rerun the HDCD utility.

Problem determination: None

DFS1174E **HDC DICTIONARY NOT CREATED, BECAUSE MVS CSRCMPSC SERVICE HAD A LOGIC ERROR.**

Explanation: This message indicates that the HDCD utility program has detected a logic error while using the z/OS Compression/Expansion Service (CSRCMPSC) macro. The HDC dictionary was not created.

System action: The HDCD utility has terminated.

Operator response: No action is required.

System programmer response: Contact IBM Software Support.

DFS1175I **MADS I/O TIMING PROCESSING ERROR FOR AREA *areaname***
DDN=*ddname* RC=*xx*

Explanation: IMS detected an error during MADS I/O timing. The reason code indicates the cause of the failure. In the message text:

areaname

The name of the area that the long busy ADS belongs to.

ddname The data description name of the long busy ADS that is registered in the RECON data set.

xx The reason code:

X'10' MADS I/O timing cannot continue across an emergency restart.

System action: Long busy ADS is stopped during emergency restart; the identified area is stopped globally if the area is shared with block level.

Programmer response: No action is required.

DFS1176E THE *program* FAILED TO START BPE LIMITED FUNCTION SERVICES, RC=xxxxxxx

Explanation: An error occurred trying to start the BPE Limited Function Services (LFS).

In the message text:

program

Can be one of the following values:
RDDS EXTRACTION UTILITY
GLOBAL ONLINE CHANGE UTILITY
DFS3UCD0

xxxxxxx

The return code from the BPESTART FUNC=STARTLFS function

System action: The RDDS Extraction Utility (DFSURDD0) terminates abnormally with RC=56.

Programmer response: Refer to the BPE0042E message for details on why BPE LFS could not be started.

Module: DFSURDD0, DFSUOLC0

Related information:

 BPE0042E (Messages and Codes)

DFS1177E THE RDDS EXTRACTION UTILITY FAILED TO OPEN THE *ddname* DATA SET, OPEN RC=*rc*

Explanation: The RDDS Extraction Utility (DFSURDD0) failed to open one of the required data sets.

In the message text:

ddname The data set which encountered the open error. Possible values for *ddname* are SYSPRINT, SYSOUT and RDDSDSN.

rc The return code from the open request

System action: The RDDS Extraction Utility (DFSURDD0) terminates abnormally with one of the following return codes:

- RC=8 - An error occurred trying to open the SYSPRINT data set
- RC=12 - An error occurred trying to open the SYSOUT data set

- RC=40 - An error occurred trying to open the RDDS data set

Programmer response: Check to make sure the DD statement for the data set is defined correctly.

Module: DFSURDD0

DFS1178I THE RDDS EXTRACTION UTILITY IS PROCESSING RDDS *dsname*

Explanation: The RDDS Extraction Utility (DFSURDD0) is in the process of reading the resource definition data set (RDDS) defined on the RDDSDSN DD statement.

In the message text:

dsname The name of the resource definition data set being read

System action: The RDDS Extraction Utility (DFSURDD0) continues processing.

Programmer response: No action is required.

Module: DFSURDD0

DFS1179E THE RDDS EXTRACTION UTILITY FAILED TO OBTAIN A 64-BIT BUFFER, SIZE=*strgsz*, IARV64 RC=*rc*

Explanation: An error occurred trying to obtain 64-bit storage for an internal buffer.

In the message text:

strgsz The amount of storage requested

rc The return code returned from the 64-bit Virtual Storage Allocation (IARV64) request

System action: The RDDS Extraction Utility (DFSURDD0) terminates abnormally with RC=28.

Programmer response: Ensure that the MEMLIMIT parameter on either the EXEC or the JOB statement is set to 12 GB or higher.

Module: DFSURDD0

DFS1180E THE RDDS EXTRACTION UTILITY FAILED TO OBTAIN STORAGE, SIZE=*strgsz*, GETMAIN RC=*rc*

Explanation: An error occurred while trying to obtain storage.

In the message text:

strgsz The amount of storage requested

rc The return code returned from the MVS GETMAIN request

System action: The RDDS Extraction Utility (DFSURDD0) terminates abnormally with RC=24.

Programmer response: Check the return code from the MVS GETMAIN request to determine the cause of the failure.

Module: DFSURDD0

DFS1181E AN ERROR OCCURRED TRYING TO READ THE SYSIN DATA SET, BPERDPDS RC=*rc*

Explanation: The RDDS Extraction Utility (DFSURDD0) encountered an error while trying to read the input parameters in the SYSIN data set. The BPERDPDS macro opens and reads the SYSIN data set. In the message text:


rc The return code returned from the BPERDPDS request

System action: The RDDS Extraction Utility (DFSURDD0) terminates abnormally with RC=16.

Programmer response: Check to make sure that the SYSIN DD statement is defined correctly.

Module: DFSURDD0

Related reference:

 BPERDPDS codes (Messages and Codes)

DFS1182E AN ERROR OCCURRED TRYING TO PARSE THE SYSIN DATA, BPEPARSE RC=*rc*

Explanation: The RDDS Extraction Utility (DFSURDD0) encountered an error while trying to parse the data in the SYSIN data set. The BPEPARSE macro parses the SYSIN data.

In the message text:

rc The return code returned from the BPEPARSE request

System action: The RDDS Extraction Utility (DFSURDD0) terminates abnormally with RC=20.

Programmer response: Ensure that the OUTPUT parameter is coded correctly in the SYSIN data set.

Module: DFSURDD0

DFS1183E AN ERROR OCCURRED TRYING TO PROCESS THE RDDSDSN DD STATEMENT, RSNTTEXT=*rsntext*

Explanation: An error occurred trying to process the RDDSDSN DD statement. *rsntext* indicates the reason for the error. Possible values for *rsntext* are:

**RDJFCB REQUEST FAILED TO RETURN DSNAME
MULTIPLE RDDS DATA SETS DEFINED**

System action: DFSURDD0 terminates abnormally with one of the following return codes:

- RC=32 - The RDJFCB request failed to return the dsname of the RDDS data set
- RC=36 - More than one data set was specified for the RDDSDSN DD statement

Programmer response: Make sure that the RDDSDSN

DD statement is coded correctly, and that it does not contain concatenated data sets.

Module: DFSURDD0

DFS1184E AN ERROR OCCURRED TRYING TO READ THE RDDS, GET RC=*rc*

Explanation: The RDDS Extraction Utility (DFSURDD0) encountered an error while trying to read the RDDS that was specified on the RDDSDSN DD statement.

In the message text:

rc The return code from the GET macro

System action: The RDDS Extraction Utility (DFSURDD0) terminates abnormally with RC=44.

Programmer response: Check the device on which the RDDS is located. If no permanent device error is detected, run the utility again.

Module: DFSURDD0

DFS1185E THE RDDS DOES NOT CONTAIN VALID DATA, RSNTTEXT=*rsntext*

Explanation: The RDDS specified on the RDDSDSN DD statement is either not an RDDS or does not contain data from a successful export. *rsntext* in the message text indicates the reason for the error. Possible values for *rsntext* are:

**DATA SET IS NOT AN RDDS
DATA IS NOT FROM A SUCCESSFUL EXPORT**

System action: DFSURDD0 terminates abnormally with one of the following return codes:

- RC=48 - The data set specified on the RDDSDSN DD statement is not an RDDS
- RC=52 - The RDDS specified on the RDDSDSN DD statement does not contain data from a successful export

Programmer response: Update the RDDSDSN DD statement to point to an RDDS that contains valid data.

Module: DFSURDD0

DFS1186W THERE ARE NO TRANSACTIONS DEFINED FOR APPLICATION *applname*

Explanation: There are no transactions defined for the application. If an application does not execute in a BMP type region and the application is not an IFP, you must have transactions defined for the application in order for the application to be scheduled. *applname* in the message text is the name of the application with no transactions defined.

System action: Processing continues. Upon completion, DFSURDD0 returns with a return code of 4.

Programmer response: The data in the RDDS might

be corrupted. If the application should have transactions defined, rerun the utility against an RDDS that contains data from a successful export.

Module: DFSURDD0

DFS1187W THERE ARE NO ROUTE CODES
DEFINED FOR FAST PATH
EXCLUSIVE APPLICATION *applname*

Explanation: There are no route codes defined in the RDDS for the Fast Path exclusive application. *applname* is the name of the application for which there are no route codes defined.

System action: Processing continues. Upon completion, DFSURDD0 returns with a return code of 4.

Programmer response: The data in the RDDS might be corrupted. Rerun the utility against an RDDS that contains data from a successful export.

Module: DFSURDD0

DFS1188E HALDB *yyyy* CALL FAILED RC=*cccc*
RS=*ssss*

Explanation: During processing a HALDB, a call to initialize one or more partitions of a HALDB failed. An abend 0881 is issued.

In the message text:

yyyy the HALDB call, which can be:

- PINT – the call to initialize one or more partitions of a HALDB failed
- UNLD – the call to insert the all X'FF' key for a HALDB failed

cccc the return code, which can be:

- 0004 – unavailable data encountered
- 0008 – environmental error detected
- 0012 – logic error occurred
- 0016 – a pseudoabend was already set

ssss the reason code; for these codes, see message DFS0832I.

System action: The current application terminates with an abend 0881.

User response: Look for previous error messages related to the partitions of this HALDB for the source of the error. Use the return and reason codes in this message to correct the problem.

If message DFS1188E HALDB PINT CALL FAILED RC=0004 RS=4026 is received while loading the IMS catalog with DBRC=Y specified, check to see if the UNREGCATLG= parameter is specified in the DFSDFxxx member of the IMS PROCLIB data set although the IMS catalog databases are registered in the RECON data set. To correct the problem, remove the UNREGCATLG= parameter or specify DBRC=N.

Problem determination: 1, 2, 3, 4, 8, 17a-f, 35, 40

Related information:

DFS0832I

Chapter 2, “IMS problem determination,” on page 13

DFS1189I INCONSISTENT LOCAL CONTROL
BLOCKS USED FOR RM UPDATE

Explanation: The Resource Manager (RM) update found an LTERM with an owner control block name that is different from the owner name passed in on the call. This situation might be due to a set of local blocks that do not match what is in RM. Generally, the local blocks in this circumstance have no status and are deleted at the next simple checkpoint. After the local blocks are deleted, the failing command should work.

System action: The command is rejected.

Operator response: Wait a few minutes and then attempt the command again.

Module: DFSIC450

DFS1190I REGION *nnnn* NOT WAITING ON
yyyyyyyyyy xxxxxxxx

Explanation: A /PSTOP AOITOKEN or /PSTOP REGION SYNC command was entered, but the region was not waiting for the specified AOI token or ICAL response.

In the message text:

nnnn The region number entered on the command.
yyyyyyyyyy

	Either AOITOKEN or SYNC. AOITOKEN means the
	name that follows is an AOI token name. SYNC
	means that the name that follows is a TPIPE
	name (for a synchronous callout request) or a
	transaction name (for a synchronous program
	switch request).
	<i>xxxxxxx</i>
	The AOI token name, TPIPE name, or
	transaction name entered on the command.

System action: The command is not processed.

Operator response: Either the region number, AOI token name, or TPIPE name was specified incorrectly in the /PSTOP REGION command. Reenter the command with the correct values.

If *yyyyyyyyyy* is AOITOKEN, you can use the /DISPLAY ACTIVE command to verify that the region issued a GMSG call with the wait option and is waiting for a message. You can use the /DISPLAY AOITOKEN command to determine which AOI tokens are associated with waiting regions.

If *yyyyyyyyyy* is SYNTPIPE, you can use the /DISPLAY ACTIVE command to verify that the region issued an ICAL call and is waiting for a synchronous callout response. If the region is waiting for a synchronous callout response (WAIT-CALLOUT), the TPIPE name is displayed in the display region continuation line.

Module: DFSSTOP0

DFS1191I AOITOKEN KEYWORD PARAMETER NOT FOUND

Explanation: A /DEQUEUE AOITOKEN command was entered, but the parameter specified on the AOITOKEN keyword was not found or is incorrect.

System action: The command is not processed.

Operator response: If the AOI token name was specified incorrectly, reenter the command with the correct name. You can use /DISPLAY AOITOKEN to find out which AOI tokens have messages that can be dequeued.

DFS1192I NO MESSAGES TO DEQUEUE ON AOITOKEN PARAMETER SPECIFIED

Explanation: A /DEQUEUE AOITOKEN command was entered, but the specified AOI token had no messages to be dequeued.

System action: The command is not processed.

Operator response: If the AOITOKEN name was specified incorrectly, reenter the command with the correct name. You can use /DISPLAY AOITOKEN to find out which AOI tokens have messages to be dequeued.

**DFS1193I ccccc CMD FAILED FOR REGION
 nnnnn tttt xxxxxxxx ssssssss RC= rrrrrrrr**

Explanation: An error occurred when the /PSTOP or /STOP command was processed.

In the message text:

cccc Either PSTOP or STOP.
nnnnn The region number entered on the command.
tttt AOIT, TRAN, or SYNC. AOIT means that the name that follows is an AOI token name. TRAN means that the name that follows is a transaction name. SYNC means that the name that follows is a TPIPE name.
xxxxxxx The AOI token name, transaction name, or TPIPE name entered in the command.
sssssss The service that failed during processing of the command.
rrrrrrr The return code from the failed service request.

System action: The command is not processed.

Operator response: The service failure might be a temporary problem. Try to reenter the command. If the condition persists, an internal IMS system error might exist.

Problem determination: 1, 6, 36

Related information:

Chapter 2, "IMS problem determination," on page 13

DFS1194I LOGGING TO SECONDARY MASTER ERROR - CODE = x

Explanation: IMS found one of the following problems when logging the message or command segment to the secondary master terminal.

Code	Meaning
1	The queue manager handling a request returned a nonzero code.
2	A request for storage from the CIOP pool could not be satisfied.
3	An internal error was found while logging to the secondary master terminal.
4	The CBTS latch was held for an unexpected block-type during command processing.
5	A request for storage from the HIOP for the LSMB control block could not be satisfied.

System action: A 6701 trace record labeled LSM0 is written to the IMS log, except when code 5 is returned. In all cases, no further logging to the secondary master terminal is done for this message or command segment.

Operator response: Contact your IMS system programmer.

DFS1195I /ASSIGN FAILED. OWNERS IN DIFFERENT IMSs

Explanation: The source resource being assigned was in a different IMS from the destination resource, and both resources were owned by their respective IMS systems. This error can only occur when IMS is using the IMS Resource Manager in a sysplex environment. The source and destination resources must meet one of the following conditions:

- The source and destination resource must be in the same IMS system.
- At least one of the resources must be known to the Resource Manager and not owned by an IMS.

System action: The command is rejected.

Operator response: Ensure that both resources are in the same IMS, or ensure that at least one of the resources is known to the Resource Manager and not owned by an IMS. After the resource issue is resolved, reissue the /ASSIGN command.

Module: DFSICL70

DFS1196I /ASSIGN FAILED. SAVE KEYWORD REQUIRED IF USER DOES NOT EXIST WITH RM

Explanation: If this IMS system is part of a sysplex using the IMS Resource Manager and the destination user does not exist, the /ASSIGN command is rejected. Also, the user might be immediately deleted, and the assignment would be incomplete. If the /ASSIGN command is issued with the SAVE keyword, the assignment persists for the user until another /ASSIGN

command is issued with the NOSAVE keyword.

System action: The command is rejected.

Operator response: Reenter the /ASSIGN command with the SAVE keyword.

Module: DFSICL70

**DFS1198I CONVERSATION UNUSABLE.
COMMAND/TRANSACTION INPUT
REJECTED**

Explanation: This error occurred for one of the following reasons:

- Conversational input data was entered to continue an IMS conversation. Due to the state of the terminal at the time the command was issued, the conversation cannot continue. The situation might be temporary if this conversation is being continued on a different IMS after the first IMS failed
- A /RELEASE command was entered for an IMS conversation that was being held. Due to the state of the terminal at the time the command was issued, the conversation cannot continue. The situation might be temporary if the conversation is being released on a different IMS system after the first IMS failed.
- Conversational input data was entered to continue an IMS conversation. However, the conversational transaction does not exist. This situation can occur in a sysplex environment using the IMS Resource Manager. If a terminal logs off or a user signs off while still in an IMS conversation, and then logs on or signs on to a different IMS system where the transaction is not defined properly, the conversation cannot be continued. Also, if the conversational transaction is deleted by an Online Change, then the conversation cannot be continued.

Terminal problems of this nature only occur when IMS is using the IMS Resource Manager in a sysplex environment.

System action: The transaction input or /RELEASE command is rejected.

Operator response: Wait a short time, then reenter the input. If the condition continues, you might need to issue the /EXIT command to clear the terminal and delete the conversation.

Module: DFSCON00, DFSICLH0

**DFS1199I /CHANGE FAILED. SAVE KEYWORD
REQUIRED IF USER DOES NOT EXIST
WITH RM**

Explanation: If this IMS system is part of a sysplex using the IMS Resource Manager, and the user specified in the /CHANGE USER AUTOLOGON command does not exist, the /CHANGE command is rejected unless you use the SAVE keyword. The SAVE

keyword specifies that the auto logon information persist until another /CHANGE command with the NOSAVE keyword is used for this user. Without the SAVE keyword, and any other significant status, the user might be immediately deleted making the /CHANGE command ineffective.

System action: The command is rejected.

Operator response: Reenter the /CHANGE command with the SA keyword specified.

Module: DFSICL60

**DFS1200I MESSAGE/FORMAT SERVICE
UTILITY DATE=*mm/dd/yy*
TIME=*hh.mm.ss* PAGE *nnnn***

Explanation: This message identifies the title or header line for SYSPRINT output from the MFS utility program.

Chapter 28. DFS messages, DFS1201I - DFS1250I

This topic contains the following messages:

**DFS1201I UNABLE TO OPEN (SYSIN|
SYSPUNCH|DCTIN|DEFLTS)**

Explanation: The DCB for the SYSIN, SYSPUNCH, DCTIN, or DEFLTS DD statement cannot be opened. The most probable cause is a missing DD statement.

System action: The MFS Service utility processing continues with a missing SYSIN DD statement. The MFS DCT utility ends with a return code of 12 when any of the data sets cannot be opened.

Programmer response: Correct the error, and resubmit the job.

DFS1202I UNABLE TO OPEN SYSPRINT

Explanation: The DCB for the SYSPRINT DD statement cannot be opened. The most probable cause is a missing DD statement.

System action: The MFS Service utility processing continues. The MFS DCT utility ends with a return code of 12.

Programmer response: Correct the error, and resubmit the job.

DFS1203I STATEMENT LABEL IS TOO LONG.

Explanation: The control statement label has exceeded 8 characters in length.

System action: Processing continues with the next statement.

Programmer response: Correct the error, and resubmit the job.

DFS1204I STATEMENT HAS NO OPERATOR.

Explanation: A statement has been detected that did not contain an operator.

System action: Processing continues with the next statement.

Programmer response: Most probable cause is a blank statement in the input stream.

**DFS1205I OPERATOR LENGTH OR POSITION
ERROR.**

Explanation: A control statement has been detected whose operator exceeds eight characters or whose operator end character falls in column 71.

System action: Processing continues with the next statement.

Programmer response: Correct the error, and resubmit the job.

**DFS1206I COLUMNS 1 THROUGH -15 ARE NOT
BLANK ON CONTINUATION.**

Explanation: Columns 1-15 must be blank in a continuation statement.

System action: Processing continues with the next statement.

Programmer response: Correct the error, and resubmit the job.

**DFS1207I COL 16 BLANK WHERE CONTINUED
OPERAND EXPECTED.**

Explanation: Operands continued onto subsequent statement must resume in column 16.

System action: Processing continues with the next statement.

Programmer response: Correct the error, and resubmit the job.

**DFS1208I STATEMENT HAS UNIDENTIFIABLE
OPERATOR.**

Explanation: The control statement operator is invalid.

System action: Processing continues with the next statement.

Programmer response: Correct the error, and resubmit the job.

**DFS1209I PROCESSING TERMINATED BY EOD
ON SYSIN.**

Explanation: Normal utility termination has occurred.

System action: The job or step is terminated normally.

**DFS1210I ACTION RTN FOR STATEMENT HAS
UNRESOLVED ADDRESS**

Explanation: A valid statement type has been detected. However, the processing module for the statement type has an unresolved address constant.

System action: Processing continues with the next statement.

DFS1211I • DFS1221I

Programmer response: Ensure correct binder input of all required action modules.

Problem determination: 13

Related information:

Chapter 2, "IMS problem determination," on page 13

DFS1211I 1ST POSITIONAL PARAMETER IS UNIDENTIFIABLE.

Explanation: The first positional parameter is probably misspelled.

System action: Processing continues with the next statement.

Programmer response: Correct the error, and resubmit the job.

DFS1212I STATEMENT HAS UNIDENTIFIABLE KEYWORD.

Explanation: An invalid keyword was detected for this control statement.

System action: Processing continues with the next statement.

Programmer response: Correct the error, and resubmit the job.

DFS1213I INTERNAL SCAN LOGIC ERROR, SNAP ID=127 TAKEN.

Explanation: An internal scan logic error has occurred. A SNAP memory dump has been taken to the SYSSNAP DD statement.

System action: Processing continues with the next statement.

Programmer response: After problem determination, visually scan the statement causing the failure, correct the error, and resubmit the job.

Problem determination: 1, 2, 3, 4, 8, 13, 24, 36

Related information:

Chapter 2, "IMS problem determination," on page 13

DFS1214I POSITIONAL PARAMETER IS INVALID.

Explanation: A positional parameter is probably misspelled.

System action: Processing continues with the next statement.

Programmer response: Correct the error, and resubmit the job.

DFS1215I EXPECTED KEYWORD NOT RECEIVED.

Explanation: A keyword was expected, but not found.

System action: Processing continues with the next statement.

Programmer response: Correct the error, and resubmit the job.

DFS1216I DELIMITER LENGTH ERROR.

Explanation: An item with a length other than 1 was received where a delimiter character was expected.

System action: Processing continues with the next statement.

Programmer response: Insert the required delimiter and resubmit the job.

DFS1217I MISSING = AFTER KEYWORD.

Explanation: An equal sign is required after the keyword.

System action: Processing continues with the next statement.

Programmer response: Insert =, and resubmit the job.

DFS1218I UNEXPECTED STATEMENT END ENCOUNTERED.

Explanation: The control statement operand terminated where more information was required or expected.

System action: Processing continues with the next statement.

Programmer response: Complete the operand, and resubmit the job.

DFS1220I EXPECTED KEY PARAMETER NOT RECEIVED.

Explanation: A keyword has been detected for which no parameter was received.

System action: Processing continues with the next statement.

Programmer response: Supply the desired parameter, and resubmit the job.

DFS1221I MSG=,TBL= OR PDB= PARAMETER TOO LONG.

Explanation: The MSG, TBL, or PDB parameter exceeds 8 characters.

System action: Processing continues with the next statement.

Programmer response: Correct the error, and resubmit the job.

DFS1222I MSG=, TBL= OR PDB= PARAMETER IS INVALID.

Explanation: Either the MSG, TBL, or PDB parameter contains an invalid character, or TBL=ALL or PDB=ALL was specified for a SCRATCH request.

System action: Processing continues with the next statement.

Programmer response: If the parameter contains an invalid character, correct the parameter, and resubmit the job. If TBL=ALL or PDB=ALL was specified, change the parameter to the TBL or PDB name to be scratched, and resubmit the job.

DFS1223I FMT= PARAMETER IS INVALID.

Explanation: The FMT= parameter contains an invalid character or exceeds the 6-character maximum length.

System action: Processing continues with the next statement.

Programmer response: Correct the error, and resubmit the job.

DFS1224I KEYWORD PARAMETER DELIMITER IS INVALID.

Explanation: A character other than a blank or a comma followed a parameter in a control statement.

System action: Processing continues with the next statement.

Programmer response: Delimit properly, and resubmit the job.

DFS1225I DEV= PARAMETER IS INVALID.

Explanation: DEV= specification is unknown.

System action: Processing continues with the next statement.

Programmer response: Specify the proper DEV= keyword, and resubmit the job.

DFS1226I DIV= PARAMETER IS INVALID.

Explanation: DIV= specification is unknown.

System action: Processing continues with the next statement.

Programmer response: Specify the proper DIV= keyword, and resubmit the job.

DFS1227I MDL= PARAMETER IS INVALID.

Explanation: MDL= specification is unknown.

System action: Processing resumes with the next statement.

Programmer response: Correct the parameter, and resubmit the job.

DFS1228I MISSING RIGHT PAREN ')' IN SUBLIST.

Explanation: A missing right parenthesis occurred in the sublist.

System action: Processing continues with the next statement.

Programmer response: Correct the parameter, and resubmit the job.

DFS1229I MUTUALLY EXCLUSIVE FEAT=PARAMETERS AND/OR DEV=PARAMETERS.

Explanation: Conflicting parameter specifications have been specified.

System action: Processing continues with the next statement.

Programmer response: Remove the conflicts, and resubmit the job.

DFS1230I FEAT= PARAMETER IS INVALID.

Explanation: FEAT= specification is unknown.

System action: Processing continues with the next statement.

Programmer response: Correct the parameter, and resubmit the job.

DFS1231I MUTUALLY EXCLUSIVE KEYWORD FOUND.

Explanation: Two or more keywords on the control statement are mutually exclusive.

System action: Processing continues with the next statement.

Programmer response: Remove the conflict, and resubmit the job.

DFS1232I FORMAT LIBRARY CONTAINS NO MEMBERS.

Explanation: The active format library contains no members.

System action: Processing continues with the next statement.

Programmer response: Correct the error, and resubmit the job.

**DFS1233I FORMAT LIBRARY FETCH ERROR ON
 \$\$IMSDIR.**

Explanation: An error has occurred when attempting to read in the special index directory, \$\$IMSDIR, from the active format library.

System action: Processing continues with the next statement.

Programmer response: Resubmit the job after determining the cause of the I/O error condition.

**DFS1234I REQUESTED BLOCK DOES NOT
 EXIST IN \$\$IMSDIR.**

Explanation: A delete request for a FMT/MSG descriptor has been unsuccessful. The requested descriptors are not in \$\$IMSDIR.

System action: If delete, processing continues with next statement. If scratch, continue with scratch processing.

Programmer response: If delete, specify the correct descriptor name. Resubmit the job.

**DFS1235I REQUEST IGNORED, \$\$IMSDIR IS
 FULL.**

Explanation: An INDEX request was ignored because the special index directory, \$\$IMSDIR, contains the maximum allowable number of entries.

System action: Processing continues with the next action.

Programmer response: Delete \$\$IMSDIR entries, as applicable; then resubmit the job.

**DFS1236I REQUEST IGNORED, \$\$IMSDIR IS
 EMPTY.**

Explanation: The special INDEX directory, \$\$IMSDIR, contains no entries. The requested action could not be performed.

System action: Processing continues with the next statement.

**DFS1237I REQUESTED MSG DOES NOT EXIST
 IN FORMAT LIBRARY.**

Explanation: The requested action for a MSG descriptor requires the existence of the descriptor.

System action: Processing continues with the next statement.

Programmer response: Specify the message name again and resubmit the job.

**DFS1238 UNABLE TO COMPLETE INDEX ALL
 REQUEST**

Explanation: The index all request was not completed because of a mismatch between the number of members on the format library and the number of entries in the existing special index directory, \$\$IMSDIR.

System action: Processing continues with the next statement.

Programmer response: Delete the existing special index directory, \$\$IMSDIR by entering /DELETE ALL; then resubmit the job.

**DFS1239I ERROR OCCURRED ON WRITE FOR
 \$\$IMSDIR**

Explanation: During termination processing of the MFS Language utility, an error occurred when attempting to WRITE and STOW the final version of the INDEX directory into the active format library.

System action: Processing continues with the next statement.

Programmer response: After determining the cause of the I/O error, correct it, and resubmit the job.

**DFS1240I INVALID COMMENT
 DELIMITER-POSSIBLE MISPUNCHED
 STATEMENT.**

Explanation: You must begin a comment on a control statement with the 2-character sequence: /*.

System action: Processing continues with the next statement.

Programmer response: Correct the error, and resubmit the job.

DFS1241I END OF LIST FUNCTION.

Explanation: Normal LIST function has finished.

System action: Processing continues with the next statement.

**DFS1242I INSUFFICIENT STORAGE AVAILABLE
 FOR INDEX.**

Explanation: The special index directory, \$\$IMSDIR, cannot be fetched into storage for processing because of insufficient real storage resources.

System action: Processing continues with the next statement.

Programmer response: Increase the region size for the operation, or specify the positional parameter INDEX, or both.

DFS1243I INTERNAL FETCH ERROR, SNAP ID=126 TAKEN.

Explanation: An internal logic error has occurred in the block service module DFSUTSQ0. A SNAP memory dump has been taken on the SYSSNAP data set.

System action: Processing continues with the next statement.

Programmer response: After problem determination, visually scan the statement causing the failure, correct the error, and resubmit the job.

Problem determination: 1, 2, 3, 4, 8, 13, 24, 36

Related information:

Chapter 2, "IMS problem determination," on page 13

DFS1244I NO OTHER KEYWORDS MAY BE SPECIFIED WITH FMT= WHEN ACTION IS AGAINST THE REFERAL LIBRARY.

Explanation: When you are running an action against the REFERAL library, no other keywords can be specified with FMT=.

System action: Processing continues with the next statement.

Programmer response: Remove the extra DEV, DIV, MDL, or FEAT keywords, and resubmit the job.

DFS1245I REQUIRED KEYWORD NOT PRESENT.

Explanation: SCRATCH FORMAT cannot be requested without specifying the FMT keyword.

System action: Processing continues with the next statement.

Programmer response: Specify the format name or ALL. Correct, and resubmit the job.

DFS1246I INTERNAL INDEX/DELETE LOGIC ERROR. SNAP ID=125 TAKEN.

Explanation: An internal logic error has occurred in the DIRMAINT subroutine of the INDEX/DELETE action module, DFSUTSG0. A SNAP memory dump has been taken on the SYSSNAP DD statement data set.

System action: Processing continues with the next statement.

Programmer response: After problem determination, visually scan the statement causing the failure, correct the error, and resubmit the job.

Problem determination: 1, 2, 3, 4, 8, 13, 24, 36

Related information:

Chapter 2, "IMS problem determination," on page 13


DFS1247I MEMBER= name RECEIVED RETURN CODE= nnnn FROM STOW WITH DELETE OPERATION.

Explanation: A requested scratch action for the member with *name* received a return code of *nnnn* from the host system STOW function. *nnnn* is the hexadecimal return code received.

System action: Processing continues with the next statement.

Programmer response: See the host system STOW function return codes for the interpretation of the *nnnn* value returned.

Related reference:

 z/OS: STOW completion codes

DFS1248I REQUESTED FMT DOES NOT EXIST IN FORMAT LIBRARY.

Explanation: The requested action for format (FMT) control block descriptors has been unsuccessful. The requested descriptors are not in the FORMAT library.

System action: Processing continues with the next statement.

Programmer response: Specify the correct format name, and resubmit the job.

DFS1249I REQUESTED MSG DOES NOT EXIST IN REFERAL LIBRARY.

Explanation: A SCRATCH request for a REFERAL library member was not performed for one of the following reasons:

- The member is unknown to the MFS Utility program DFSUTSO0.
- The member to be scratched is actually an FMT or TBL description.

System action: Processing continues with the next statement.

Programmer response: Specify the correct message name, and resubmit the job.

DFS1250I REQUESTED FMT DOES NOT EXIST IN REFERAL LIBRARY.

Explanation: A SCRATCH request for a REFERAL library member was not successful for one of the following reasons:

- The member is unknown to the MFS Utility program DFSUTSO0.
- The member to be scratched is actually a MSG or TBL description.

System action: Processing continues with the next statement.

Programmer response: Specify the correct format name, and resubmit the job.

Chapter 29. DFS messages, DFS1251I - DFS1300I

This topic contains the following messages:

DFS1251I REQUESTED TBL DOES NOT EXIST
IN REFERAL LIB.

Explanation: A scratch request for a REFERAL library member was unsuccessful for one of the following reasons:

- The member is unknown to the MFS Utility.
- The member to be scratched is actually an FMT or MSG description.

System action: Processing continues with the next statement.

Programmer response: Check the REFERAL listing to correct the error, specify the TBL again, and then resubmit the job.

DFS1252I I/O ERROR ON REFERAL, SNAP
ID=124 TAKEN.

Explanation: An I/O error has occurred on the REFERAL library. A SNAP dump has been taken to the SYSSNAP DD data set.

System action: Processing continues with the next source statement.

Programmer response: Determine the cause of the I/O error, correct the error, and resubmit the job.

DFS1253I LIBRARY CONTENTS ARE INVALID,
SNAP ID=124 TAKEN.

Explanation: The contents of the REFERAL library PDS are incorrect.

System action: Processing continues with the next source statement.

Problem determination: Source, listing from failing run, list PDS of REFERAL.

DFS1254I REQUESTED PDB DOES NOT EXIST
IN REFERAL LIBRARY

Explanation: A SCRATCH request for a Partition Descriptor Block (PDB) member in the REFERAL library was not performed because the member was not found.

System action: Processing continues with the next statement.

Programmer response: Correct the PDB name, and rerun the job.

DFS1255I THE PARAMETER
{DCTSUF=|DSCTSUF=|DSCMSUF=
|DEVCHAR=}x SPECIFIED IN THE
EXEC STATEMENT IS {WRONG
LENGTH|INVALID|DUPLICATE}

Explanation: The suffix 'x' given in the EXEC statement as an appendage to complete the Device Characteristics Table or descriptor member name (DFSUDT0x, DFSDSCTx, or DFSDSCMx) contain characters that do not allow a valid member name to be generated.

System action: Execution continues. The Device Characteristics Table member name defaults to DFSUDT00, unless otherwise specified in a subsequent MFS Service Utility control statement. The MFS Device Characteristics Table utility ends with a return code of 4. The descriptor member name defaults to DFSDSCT0 or DFSDSCM0.

Programmer response: If the output produced is not satisfactory, specify a valid suffix in the EXEC statement parameter field, and resubmit the job.

DFS1256I THE PARAMETER DEVCHAR=
SPECIFIED IN THE CONTROL
STATEMENT IS {WRONG
LENGTH|INVALID}

Explanation: The suffix "x" given in the control statement as an appendage to complete the Device Characteristics Table member name (DFSUDT0x) contained characters that would not allow a valid member name to be generated.

System action: The control statement will be ignored, and execution will continue with the control statement following.

Programmer response: Enter the correct suffix in the control statement, and resubmit the job.

DFS1257I BLDL ERROR, RETURN CODE=xx


Explanation: A nonzero return code was returned from the BLDL for the Device Characteristics Table member. The member name is DFSUDT0x, where x is specified with the DCTSUF= keyword for the MFS Device Characteristics Table utility and with the DEVCHAR= keyword for the MFS Service utility. The default name is DFSUDT00.

System action: For the MFS Service utility, the control statement is ignored, and execution continues with the

control statement following. The MFS Device Characteristics Table utility ends with a return code of 12.

Programmer response: Enter the correct suffix in the control statement or EXEC statement keyword, and resubmit the job.

Related reference:

 z/OS: BLDL completion codes

DFS1258I SYMBOLIC NAME 3270-Ann IS INVALID

Explanation: The symbolic name 3270-Ann specified in the DEV= parameter is invalid. The number *nm* appended to 3270-A was not within the range "1 to 15", or the length of *nm* was less than 1 or more than 2.

System action: The control statement will be ignored, and execution will continue with the control statement following.

Programmer response: Correct the specification in the control statement, and resubmit the job.

DFS1259I nnnn IS AN INVALID KEY NUMBER

Explanation: Message generator module DFSUTSC0 has received a request to generate a message with a key of *nnnn*. The message requested does not exist in a known message table.

System action: Processing continues with the next statement.

Programmer response: After problem determination, visually scan the statement causing the failure, correct the error, and resubmit the job.

Problem determination: 1, 2, 3, 4, 8, 12, 13, 36

Related information:

Chapter 2, "IMS problem determination," on page 13

DFS1260I UNABLE TO OPEN FORMAT LIBRARY

Explanation: One of the DCBs for the FORMAT DD statement could not be opened.

System action: Processing continues with the next utility control statement.

Programmer response: Make sure that the DD statement for FORMAT has been included and is specified correctly. Resubmit the job.

DFS1261I UNABLE TO OPEN REFERAL LIBRARY

Explanation: One of the DCBs for the REFIN DD statement could not be opened.

System action: Processing continues with the next utility control statement.

Programmer response: Make sure that the DD statement for REFIN has been included and is specified correctly. Resubmit the job.

DFS1262I MESSAGE FORMAT SERVICE DCT UTILITY DATE=mm/dd/yy TIME=hh.mm.ss PAGE nnnn

Explanation: This message is the title or header line for the SYSPRINT output data set from the MFS Device Characteristics Table (DCT) utility program. This message is written only when an error is found in the first step of the utility. An error message follows the message.

DFS1263X FIND FAILED FOR DESCRIPTOR MEMBER xxxxxxxx RETURN CODE=X'yyyyyyyy'

Explanation: The FIND failed for descriptor member *xxxxxxx* from the PROCLIB data set. The member name is either DFSDSCMa, where a is specified in the DSCMSUF= parameter, or it is DFSDSCTb, where b is specified in the DSCTSUF= parameter.

System action: The MFS Device Characteristics Table utility ends with a return code of 12.

Programmer response: Determine why the MFS Device Characteristics Table utility could not locate the specified descriptor member in the data set with the ddname PROCLIB.

DFS1264W DEVCHAR SUFFIX xx TRUNCATED TO FIRST CHARACTER

Explanation: More than one character was specified in the DEVCHAR= parameter of the EXEC statement. The message displays only the first two characters that were specified.

System action: Only the first character is used as the one-character suffix for the device characteristics table name. The MFS Device Characteristics Table utility ends with a return code of 4.

Programmer response: Specify a valid single alphanumeric suffix for the DEVCHAR= parameter on the EXEC statement. Then, rerun the job.

DFS1265I IMS CONNECT CALL TO THE MVS WORKLOAD MANAGER FAILED, RETURN CODE= nn, REASON CODE=nnnn.

Explanation: The z/OS Workload Management service returned a nonzero return code when IMS attempted to connect to it.

System action: IMS continues with initialization, but will not participate with z/OS Workload Management services.

Programmer response: See the z/OS documentation for an explanation of the return code and reason code.

Related reference:

➔ z/OS: Introducing the Workload Management Services

➔ z/OS: IWMCONN return and reason codes

DFS1266 INCORRECT SPECIFICATION OF LU NAME

Explanation: The network-qualified LU name in the command is specified incorrectly. A network-qualified LU name has a maximum length of 17 bytes that is composed of 8 bytes maximum network ID, and 8 bytes maximum LU name separated by a period enclosed in single quotation marks, for example, 'networkid.luname'. Network-qualified LU names must be surrounded by single quotation marks when entered on a command, and there can be no blanks.

The command was rejected for one of the following reasons:

- A period is missing between the network ID and the LU name.
- The length of the network ID or the LU name field is greater than 8 bytes.
- The closing single quotation mark is missing.
- There is a blank somewhere between the single quotation marks .
- Parameter ALL was specified either in the network ID or the LU name field.
- An invalid character was encountered in the network-qualified LU name.
-

System action: The command is ignored.

Operator response: Reenter the command with the correct format of a network-qualified LU name.

DFS1267 PARAMETER CONTAINS INVALID CHARACTERS

Explanation: The parameters that are specified in the command contain invalid characters. Valid characters for parameters are the alphanumeric characters: 'A' through 'Z', 'a' through 'z', '0' through '9', the three national characters '#','\$,@', and the two generic characters '%', and '*'.

System action: The command is ignored.

Operator response: Reenter the command by using valid characters.

DFS1268 NO TPIPES ASSOCIATED WITH TMEMBER

Explanation: A command specified the TMEMBER, TPIPE, and ALL keywords, but no OTMA Tpipes are associated with the specified transaction member.

System action: The command is ignored.

Module: DFSYC490, DFSYDPD0, DFSICLN3

DFS1269E SEVERE IMS INTERNAL FAILURE, REASON CODE=xxyy

Explanation: IMS experienced an internal error. See the following table for a list of reason codes *xxyy*.

In the message text:

xx A decimal number that identifies the module that experienced the error.

yy An internal reason code.

If *yy* is 98 or 99, the error can occur in any module. For example: REASON CODE=4698 occurs in module DFSYRST0, and REASON CODE=2898 occurs in module DFSYGRX0.

Table 9. DFS1269E reason codes

<i>xx</i>	<i>yy</i>	Module	Description
xx	98	DFSPOOL	Failure to acquire storage for a variable with the DFSYMAGT macro.
xx	99	DFSPOOL	Failure to release storage for a variable with the DFSYMARL macro.
16	01	DFSYSCP0	Release_Prefix_and_Syn_Blocks - Error releasing the prefix buffer.
16	02	DFSYSCP0	Release_Prefix_and_Syn_Blocks - Error releasing LUMP storage.
16	03	DFSYSCP0	Rel_Sync_AWE_Stg - Error releasing Sync AWE storage.
16	04	DFSYSCP0	Delete_Sync_AWE_from_YQAB - No Sync AWE in chain.
16	05	DFSYSCP0	Delete_Sync_AWE_from_YQAB - Error deleting AWE from the callout chain.
16	06	DFSYSCP0	Process_Request_Data - Error releasing LUMP storage.
19		DFSYLUS0	OTMA FAST SERVICES
20		DFSYSTO0	OTMA STORAGE MGR
21		DFSYRR00	OTMA DEST RE-ROUTE SETUP ROUTINE
22		DFSYIO00	OTMA INPUT/OUTPUT SETUP ROUTINE
23		DFSYCM20	OTMA COMMAND PROCESSOR
24		DFSYDP40	OTMA /DIS TRAN or QUERY TRAN
25		DFSYCLH0	OTMA /TRA SERVICES
26		DFSYRAC0	OTMA SECURITY
27		DFSYMGX0	OTMA XCF MESSAGE EXIT
28		DFSYGRX0	OTMA XCF GROUP EXIT
29		DFSYXMO0	OTMA ATTACH MEMBER OIM TCB

DFS1269E

Table 9. DFS1269E reason codes (continued)

xx	yy	Module	Description
30		DFSYC480	OTMA STA/STO(JOIN/LEAVE) XFACE
31	01	DFSYFND0	FIND_LEGACY - Unknown return code from DFSFNDST
31	02	DFSYFND0	GET_PRPRIX - DFSPOOL unable obtained a buffer from a specified IMS/VIS storage pool.
31	03	DFSYFND0	PROCESS_YPRX - OTMAYPRX, An user exit routine has not yet been defined, or unable to get an interface block from BCB.
31	04	DFSYFND0	PROCESS_YDRU - DFSYDRUX, An user exit routine has not yet been defined, or unable to get an interface block from BCB.
31	05	DFSYFND0	BUILD_OUPUT - User prefix length in error.
32	01	DFSYFD00	Bad input PARM - YDSTTY.
32	02	DFSYFD00	Bad input PARM for TPIPE - YDSTFUNC.
32	03	DFSYFD00	Bad input PARM for YQAB - YDSTFUNC.
32	04	DFSYFD00	BAD INPUT PARM for TTIB - YDSTFUNC.
32	05	DFSYFD00	BUILD_TPIPE - DFSBCB GET failed.
32	06	DFSYFD00	BUILD_TPIPE - TPIPE DFSCIR ITASK failed.
32	07	DFSYFD00	DELETE_TPIPE - TPIPE DFSCIR DTASK failed.
32	08	DFSYFD00	DELETE_TPIPE - DFSBCB RELEASE failed.
32	09	DFSYFD00	RELEASE_YTIB - YTIB was not found.
32	10	DFSYFD00	Bad input parameter for RTIB - YDSTFUNC.
32	11	DFSYFD00	FIND_YTIB - YRTIB create failed.
32	12	DFSYFD00	FIND_YTIB - YTIB get storage pool failed.
32	13	DFSYFD00	DELETE_TPIPE - DFSBCB REL TPIPE's query anchor block (QAB) failed.
32	14	DFSYFD00	Release_Msceb - Release of user prefix failed.
32	15	DFSYFD00	Release_Msceb - Release of user prefix failed.
32	16	DFSYFD00	Release_Msceb - Release of MSCEB failed.
32	17	DFSYFD00	Delete_Tpipe - Release of QAB hold queue ITASK failed.
32	18	DFSYFD00	Delete_Tpipe - Release of hold queue QAB storage failed.
32	19	DFSYFD00	Delete_Tpipe - Release of QAB ITASK failed.

Table 9. DFS1269E reason codes (continued)

xx	yy	Module	Description
32	20	DFSYFD00	Find_Tpipe - Release of hold queue failed.
32	21	DFSYFD00	Find_Tpipe - Release of ITASK failed.
32	22	DFSYFD00	Move_Ytib_Chain - Release of YTIB storage failed.
32	23	DFSYFD00	Move_Ytib_Chain - Deletion of YTIB ITASK failed.
32	25	DFSYFD00	BUILD_YQAB - The YQAB create failed.
32	26	DFSYFD00	Failed to obtain DYNP storage for DFSYPSIO.
32	27	DFSYFD00	Failed to release DYNP storage for DFSYPSIO.
33		DFSYFD10	OTMA CONTROL BLOCK PROCESSOR
34	23	DFSYMOM0	NOTIFY_ONE_MEMBER - DFSBCB get failed.
34	24	DFSYMOM0	PROCESS_AWES - Invalid AWOFUNC function requested.
34	25	DFSYMOM0	CHECK_SECURITY - Invalid security.
34	26	DFSYMOM0	CHECK_SECURITY - RACHECK system failed.
34	27	DFSYMOM0	CHECK_SECURITY - RACINIT failed.
34	30	DFSYMOM0	Do_oic_notify - Error on Get Unique notify.
34	31	DFSYMOM0	Do_oic_notify - Error on FINDEST notify.
34	32	DFSYMOM0	The load failed for the DRU exit.
35	03	DFSYMEM0	Check_Security - Resume Tpipe RACINIT failed.
35	04	DFSYMEM0	Check_Security - Resume Tpipe is not authorized.
35	24	DFSYMEM0	DO_MEM_PHASE3 - OTMA is not ready shutdown in phase 3.
35	25	DFSYMEM0	ARE_QAB_READY - All QABs are not ready for shutdown.
35	26	DFSYMEM0	ARE_TIBS_READY - All TIBs are not ready for shutdown.
35	27	DFSYMEM0	PERFORM_ON_TIB - Unable to post the TIB.
35	28	DFSYMEM0	PERFORM_ON_QAB - Unable to post the query anchor block (QAB).
35	29	DFSYMEM0	PROCESS_AWES - Invalid AWOFUNC function requested.
35	30	DFSYMEM0	FREE_AWE - Unsupported AWE type.
35	31	DFSYMEM0	Activate_Resume_Tpipe - System was unable to post the query anchor block (QAB).

Table 9. DFS1269E reason codes (continued)

xx	yy	Module	Description
35	32	DFSYMEM0	DO_MEM_RSM_TPIPE - System was unable to post the QAB for the super member.
35	33	DFSYMEM0	OTMA failed to create or find a tpipe for the RESUME TPIPE call. This problem can be caused by: <ul style="list-style-type: none"> The input tpipe name is incorrect so that OTMA cannot use it to create a tpipe. OTMA ran out of the storage to create the tpipe for the RESUME TPIPE call.
35	34	DFSYMEM0	RelStgBuf - OTMA failed to release the storage of the response message for the DL/ICAL call.
35	35	DFSYMEM0	DO_MEM_RSM_TPIPE - Invalid communication line block (CLB) pointer.
35	36	DFSYMEM0	DO_MEM_RSM_MHQUE - Invalid communication line block (CLB) pointer.
35	41	DFSYMEM0	Are_TIBs_Ready - Unable to post the transaction instance block (TIB).
35	42	DFSYMEM0	DO_MEM_RSM_TPIPE - Unable to post the query anchor block (QAB).
35	43	DFSYMEM0	Are_TIBs_Ready - Unable to post the QAB.
35	44	DFSYMEM0	Do_mem_rep_resync - Unable to post the QAB.
35	45	DFSYMEM0	Do_mem_rep_resync - Unable to post the QAB.
35	46	DFSYMEM0	DO_MEM_RSM_TPIPE - Unable to post the QAB.
35	47	DFSYMEM0	Queue_Resume_Tpipe - Unable to post the QAB.
35	48	DFSYMEM0	Do_Mem_Del_Resume_Tp - Unable to post the QAB.
36		DFSYIMI0	OTMA GETTING STORAGE FOR NEW MBR
37	28	DFSYPSI0	PROCESS_AWE - Unsupported AWE function type.
37	29	DFSYPSI0	FREE_AWE - Unsupported AWE type.
37	30	DFSYPSI0	No State Data.
38		DFSYPSOO	TPIPE OUTPUT AWE SERV DFSYPSOO
39		DFSYSND0	OTMA XCF INTERFACE
40	01	DFSYTIB0	Normal_Cleanup - Release TIB failed.
40	02	DFSYTIB0	Find_Dest: Unable to find the TranCode destination.

Table 9. DFS1269E reason codes (continued)

xx	yy	Module	Description
40	03	DFSYTIB0	Check_Security - RACINIT failed.
40	04	DFSYTIB0	Check_Security - RACHECK verified TranCode/Command Verb failed.
40	05	DFSYTIB0	Reserved.
40	06	DFSYTIB0	Enqueue - Message Router DFSICLR0 enqueued the message to the destination, but failed.
40	07	DFSYTIB0	Process_Input - Get buffer pool failed.
40	08	DFSYTIB0	Normal_Cleanup - Unable to free the receive buffer or command buffer it had been allocated.
40	09	DFSYTIB0	Process_Input - DFSQMGR updated the Message Prefix to show that message is unrecoverable and non-restartable, but failed.
40	10	DFSYTIB0	Reserved.
40	11	DFSYTIB0	Insert_One_Segment - QMGR inserted the segment, but failed.
40	12	DFSYTIB0	Process_cmd: DFSYCMD0 command in error.
40	13	DFSYTIB0	Reserved.
40	14	DFSYTIB0	Handle_Error - Canceled pending QMGR, but failed.
40	15	DFSYTIB0	Reserved.
40	16	DFSYTIB0	Reserved.
40	17	DFSYTIB0	Process_FastPath - Fast Path transaction in error.
40	18	DFSYTIB0	Reserved.
40	19	DFSYTIB0	Conv_Trans - Not a conversational transaction.
40	20	DFSYTIB0	Update_Msg_Prefix - Internal error in DFSQMGR for Non_Fastpath transaction.
40	21	DFSYTIB0	Update_Msg_Prefix - Response Mod error in DFSQMGR for Non_Fastpath transaction.
40	22	DFSYTIB0	Free_Awe - Unsupported AWE type
40	23	DFSYTIB0	Find_Dest - Command invalid from an OTMA client. See DFS1285E.
40	24	DFSYTIB0	Find_Dest - Tran currently not available for use. See DFS3470.
40	25	DFSYTIB0	Find_Dest - SMB Tran/Lterm is stopped. See DFS065.
40	26	DFSYTIB0	Find_Dest - Invalid Transaction which is CPIC. See DFS1286E.
40	27	DFSYTIB0	Find_Dest - Remote Destination (RCNT) invalid. See DFS1287E.

DFS1269E

Table 9. DFS1269E reason codes (continued)

xx	yy	Module	Description
40	28	DFSYTIB0	Find_Dest - Invalid CNT name is specified. See DFS1288E.
40	29	DFSYTIB0	Find_Dest - The SMB is not found. See DFS064.
40	30	DFSYTIB0	Check_Security - Invalid security. See DFS1292E.
40	31	DFSYTIB0	Conv_TRAN - System Error Requested.
40	32	DFSYTIB0	Process_FastPath - System Error Message.
40	33	DFSYTIB0	Process_FastPath - User Error Message.
40	34	DFSYTIB0	Insert_One_Segment - Single Segment Message. See DFS1290E.
40	35	DFSYTIB0	Enqueue - All messages discarded. See DFS249.
40	36	DFSYTIB0	Insert_One_Segment - Sent null segment. See DFS249.
40	37	DFSYTIB0	Insert_One_Segment - Queue overflow as unsuccessful insert.
40	38	DFSYTIB0	Find_Dest - Disallow CM0 for IMS conversational or Fast Path Transaction. See DFS1291E.
40	39	DFSYTIB0	Process_commit - Ending the conversation without an error message.
40	40	DFSYTIB0	Find_Dest - DFSMSCE0 Terminal Routing entry point requested to reroute message to a remote system, but failed. See DFS064.
40	41	DFSYTIB0	Find_Dest - DFSMSCE0 Terminal Routing entry point requested to reroute message to a remote system, but failed. See DFS070.
40	42	DFSYTIB0	Check_Seq_Num - Validate the recoverable sequence number for Resynch, but failed with Segment number.
40	43	DFSYTIB0	Check_Seq_Num - Validate the recoverable sequence number for Resynch, but failed with Nack.
40	48	DFSYTIB0	An invalid message was received from DFSYPSIO.
40	51	DFSYTIB0	When processing an input message without an AWE control block, an invalid AWE function code was specified.
40	54	DFSYTIB0	The attempt to insert a prefix failed for the queue manager.
40	58	DFSYTIB0	An invalid APPC/OTMA shared queues prefix data that was sent from the back-end IMS was detected in the front-end IMS.
40	60	DFSYTIB0	Go_DFSYIO00 - IMS failed to obtain LUMP storage for calling the OTMAIOED user exit.

Table 9. DFS1269E reason codes (continued)

xx	yy	Module	Description
40	61	DFSYTIB0	Enqueue - IMS failed to release LUMP storage.
40	63	DFSYTIB0	Process_Input - Get buffer pool failed.
40	64	DFSYTIB0	Process_Output - Error releasing asynchronous work element (AWE) for shared queues.
40	65	DFSYTIB0	Msg_Back_Queue - Release of asynchronous work element (AWE) failed.
40	66	DFSYTIB0	Msg_Back_Queue - Conversational transaction in error.
40	67	DFSYTIB0	Msg_Back_Queue - Conversational transaction in error.
40	68	DFSYTIB0	Msg_Back_Queue - Release of asynchronous work element (AWE) failed.
40	69	DFSYTIB0	Conv_Tran - Conversational transaction in error.
40	71	DFSYTIB0	Conv_Tran - Conversational transaction in error.
40	72	DFSYTIB0	Go_DFSYIO00 - IMS failed to obtain LUMP storage for calling the OTMAIOED user exit.
40	74	DFSYTIB0	Go_DFSYIO00 - IMS failed to release LUMP storage.
40	75	DFSYTIB0	Normal_Cleanup - IMS failed to release LUMP storage.
40	76	DFSYTIB0	Setup_Security - IMS failed to obtain LUMP storage for RACF TOKENMAP.
40	77	DFSYTIB0	Setup_Security - IMS failed to release LUMP storage.
41	08	DFSYQAB0	Get_First_Segment - DFSQMGR gets segment failure.
41	28	DFSYQAB0	Check_System_Status - Member is not clear to send.
41	29	DFSYQAB0	Edit_N_Send - Segment has been canceled.
41	30	DFSYQAB0	Move_Segment_Into_Buf - The LLZZ of segment length has exceeded the maximum size.
41	50	DFSYQAB0	Check_System_Status - System shutdown is in progress.
41	51	DFSYQAB0	Check_System_Status - XCF group has not been enabled.
41	52	DFSYQAB0	Check_System_Status - Qab/Pipe Control Block has not been stopped.
41	53	DFSYQAB0	Check_Init_Before_Send - Unable to clear YQAB for work.
41	54	DFSYQAB0	Get_First_Segment - DFSQMGR cannot get the first segment.

Table 9. DFS1269E reason codes (continued)

xx	yy	Module	Description
41	55	DFSYQAB0	Reserved.
41	56	DFSYQAB0	Get_First_Segment - APPC Transaction has no prefix.
41	57	DFSYQAB0	Get_Storage - DFSPOOL allocated storage failure.
41	58	DFSYQAB0	Dispose_Msg - Wash the msg back after sending.
41	59	DFSYQAB0	Free_Storage - DFSPOOL freed storage using DFSPOOL failure.
41	60	DFSYQAB0	Check_System_Status - RESYNC flag is on.
41	61	DFSYQAB0	Proc_Sync_Callout_Msg - Sync AWE processing error.
41	62	DFSYQAB0	Proc_Sync_Callout_Msg - Sync AWE unknown state.
41	80	DFSYQAB0	Reroute_Msg - Unable to find YQAB for message hold queue.
41	81	DFSYQAB0	Reroute_Msg - Unable to reroute message.
41	82	DFSYQAB0	Reroute_Msg - Bad return code from message router CLR1.
42	04	DFSYLUS0	Send_Service - Send out Sync output, but YQAB indicator is on.
42	08	DFSYLUS0	Send_Service - DFSYSLM0 issues XCF send, but failed.
42	29	DFSYLUS0	Send_Deallocate - DFSYFMTE cannot find corresponding input member.
42	30	DFSYLUS0	Do_Invalid_Service - Bad addressability or parameter area.
42	31	DFSYLUS0	Chng_Service - DFSYFND0 should return to DFSDLA30, but it is not.
42	32	DFSYLUS0	Find_QAB - Cannot find a QAB in the OTMA message prefix.
42	33	DFSYLUS0	Find_RTIB - Cannot find an RTIB in the OTMA message prefix.
42	34	DFSYLUS0	Find_TIB - Cannot find a TIB in the OTMA message prefix.
42	35	DFSYLUS0	GetQabTib_Service - When OTMA returns to CLB, which should have YTIB/YQAB address, but DLAMSGIN is not pointing to the OTMA message prefix.
42	36	DFSYLUS0	Copypf_Service - When OTMA copies a OTMA message prefix, DLAMSGIN is pointing to OTMA message prefix, but cannot find the TIB in the LUMBLK.

Table 9. DFS1269E reason codes (continued)

xx	yy	Module	Description
42	37	DFSYLUS0	Copypf_Service - When OTMA copies a OTMA message prefix, DLAMSGIN is pointing to OTMA message prefix, but the LUMBLK_Ptr is zero.
42	38	DFSYLUS0	Get_OTMA_Prefix - DFSPOOL cannot get storage for OTM prefix.
42	39	DFSYLUS0	TibInfo_Service - When OTMA returns information in the YTIB, the LUMBLK_Ptr is pointing to the YTIB, but the address of LTERM (DLALTRMA) is zero.
42	40	DFSYLUS0	Inqy_Service - OTMA is not returned information from OTMA Prefix or YQAB/YTIB.
42	43	DFSYLUS0	Sync_Output - Failure to get Sync AWE storage.
42	45	DFSYLUS0	Sync_Output - Failure to release Sync AWE storage.
42	48	DFSYLUS0	Send_Deal_to_FE - Failure to get Sync AWE storage.
42	49	DFSYLUS0	Send_DFS_Msg_To_FE - Failure to get Sync AWE storage.
42	50	DFSYLUS0	Send_DFS_Msg_To_FE - Failure to get Sync AWE storage.
42	51	DFSYLUS0	Send_DFS_Msg_To_FE - Failure to release Sync AWE storage.
43	06	DFSYCMD0	INIT_PRE - Fail to call QMGR insert move message prefix.
43	23	DFSYCMD0	INIT_PRE - DFSPOOL gets the LUMP pool, but failed.
43	24	DFSYCMD0	INIT_PRE - DFSPOOL releases the LUMP pool, but failed.
44		DFSYCKP0	OTMA CHECK POINT
45	29	DFSYSLM0	Reserved.
45	30	DFSYSLM0	Move_Segment_Into_Buf - The LLZZ of segment length is exceeded the maximum size of 32k.
45	57	DFSYSLM0	Get_Storage - DFSPOOL get LUMP, but failed.
45	59	DFSYSLM0	Free_Storage - DFSPOOL releases LUMP, but failed.
46		DFSYRST0	OTMA RESTART
46	01	DFSYRST0	Restart_4032 - A tpipe create failed for the 4032 log record. Restart continues without these blocks, but messages might be lost.
46	02	DFSYRST0	Restart_4032 - HOLDQ create failed for the 4032 log record. Restart continues without these blocks, but messages might be lost.

Table 9. DFS1269E reason codes (continued)

xx	yy	Module	Description
46	03	DFSYRST0	Restart_4032 - A YQAB token mismatch was found for a 4032 log record. Restart continues without these blocks, but messages might be lost.
46	04	DFSYRST0	Restart_4032 - A HOLDQ token mismatch was found for a 4032 log record. Restart continues without these blocks, but messages might be lost.
47	01	DFSYIDC0	Obtain storage below the Line for BPAM buffer and input block, but the interface STORAGE routine failed.
47	02	DFSYIDC0	Get The Receive Buffer (3K), but DFSPPOOL GET failed.
47	03	DFSYIDC0	Release The Allocated Buffer, DFSPPOOL REL failed.
47	04	DFSYIDC0	Free the storage it has been allocated, but DFSPPOOL REL failed.
48	01	DFSYQFX0	Ixctl_To_Yrtib - Create a TIB ITASK by using the created RTIB, but failed.
48	02	DFSYQFX0	Ixctl_To_Yrtib - Call DFS DST to create a YRTIB, but failed.
48	03	DFSYQFX0	Ixctl_To_Yrtib - After creating RTIB ITASK, IXCTL run under YTIB ITASK, but failed.
48	07	DFSYQFX0	Ixctl_From_Yrtib - IXCTL back to the PST, and delete the YRTIB ITASK, but failed with deleting the YRTIB ITASK.
48	82	DFSYQFX0	If the OTMA was started, the MTO response is to issue /STOP OTMA, then issue /START OTMA.
49		OTMAYPRX	OTMA Destination Resolution user exit
50		DFSYDRU0	OTMA DEFAULT DRU EXIT DFSYDRU0
51		DFSYJL00	OTMA JOIN/LEAVE-DFSYJL00

System action: Processing continues.

Programmer response: Contact IBM Software Support and report the reason code *xxyy* and the output found in the OTMA trace. For more information, see the IBM diagnostic documentation.

Module: DFSYIDC0, DFSYMEM0, DFSYTIB0, DFSYRAC0, DFSYFD00, DFSYTIB0, DFSYSND0, DFSYSLM0, DFSYRST0, DFSYRR00, DFSYRAC0, DFSYQFX0, DFSYQAB0, DFSYPSO0, DFSYPSI0, DFSYMOM0, DFSYMEM0, DFSYLUS0, DFSYIO00, DFSYIDC0, DFSYFND0, DFSYCMD0, DFSYCKP0

Related information:

“DFS064I” on page 39

“DFS070” on page 40

“DFS249” on page 72

“DFS1285E” on page 324

“DFS1286E” on page 324

“DFS1287E” on page 324

“DFS1288E” on page 324

“DFS1291E” on page 325

“DFS3470” on page 745

DFS1270I MADS I/O TIMING STRUCTURE CONNECT SUCCESSFUL

Explanation: IMS successfully allocated a structure for MADS I/O timing.

System action: IMS continues processing.

Operator response: No action is required.

DFS1271E IMPROPER MADS I/O PARAMETER SPECIFIED RSN=rc

Explanation: Invalid MADS I/O timing parameters were detected. In the message text, *rc* is one of the following:

Code (Dec)

Meaning

- 1 The length of MADS I/O structure is larger than 16 bytes.
- 2 More than 3 byte characters was given for I/O time.
- 3 An invalid character was detected in the structure name.
- 4 An invalid character was detected in the I/O time.
- 5 More than 256 seconds was written in the I/O time.

System action: IMS terminates abnormally with user abend 0076.

Module: DFSTRA00

DFS1271I MADS I/O TIMING STRUCTURE WAS DISCONNECTED. RSN=XX

Explanation: IMS disconnected the list structure for the following reason:

Code (Dec)

Meaning

- 01 Structure failure
- 02 A link error detected

**DFS1272I NO ENTRY UNDER IMSID=cccccccc
FOUND, LONG BUSY TKO ENDED**

Explanation: The XCF EVENT exit received notification that the IMSID identified by *cccccccc* terminated. The module DBFMLBIO checked the list structure, but no long busy ADS was found.

System action: IMS continues processing.

Operator response: No action is required.

Module: DBFMLBIO

**DFS1273I USER SPECIFIED DBFMLBX0 IS USED
FOR HASHING MODULE**

Explanation: This message indicates that long busy logic will use the user hash module, DBFMLBX0.

System action: Processing continues.

Programmer response: No action is required.

DFS1277W LUM_x POOL STORAGE SHORTAGE.

Explanation: The LUMP or the LUMC storage pool has less than 5 MB of free storage remaining. In the message text, *x* can be either P or C.

System action: Processing continues.

Programmer response: Specify a larger LUMP or LUMC pool limit at next IMS restart.

**DFS1278E LUM_x POOL LIMIT REACHED, ALL
APPC INPUT WILL BE REJECTED.**

Explanation: The LUMP or LUMC storage pool has less than 1 MB of free storage. In the message text, *x* can be either P or C.

System action: IMS tells APPC/MVS to reject all advanced program-to-program communication (APPC) input until the pool has more than 5 MB of storage. APPC input that is already processing can continue.

Programmer response: Check whether there are any stopped resources that prevent executing transactions. Make sure no client floods IMS with transactions. Consider specifying a larger LUMP or LUMC pool limit.

**DFS1279I APPC INPUT PROCESSING
RESUMED.**

Explanation: The LUMP or LUMC storage shortage has been released, and new input from advanced program-to-program communication (APPC) is allowed.

System action: IMS tells APPC/MVS to accept all APPC input; processing continues.

Programmer response: No action is required.

If the LUMP or LUMC storage shortage occurs again, follow the response steps in the DFS1278E information.

Related information:

“DFS1278E”

**DFS1280E INVALID RESPONSE MESSAGE
FROM MEMBER=*client***

Explanation: An OTMA client sent an invalid response message to IMS. *client* is the 16-byte client name.

System action: The OTMA response message is ignored.

Programmer response: Ensure the OTMA response message is either an ACK or a NACK message.

Module: DFSYMEM0

**DFS1281E (N)ACK ON NON-EXISTING
TPIPE=*tpipe* FROM MEMBER=*member***

Explanation: An OTMA client sent a response message to IMS for a nonexisting transaction pipe. *tpipe* is the 8-byte transaction pipe name. *member* is the 16-byte client name.

| This message appears on the IMS master terminal and
| the write-to-operator (WTO) terminal.

System action: The OTMA response message is ignored.

Programmer response: Ensure the OTMA transaction pipe associated with the client is awaiting an OTMA response message.

Module: DFSYMEM0

**DFS1282E UNABLE TO CREATE OR USE
TPIPE=*tpipe* FOR MEMBER=*member***

Explanation: An OTMA client requested IMS to use an existing Tpipe or create a new Tpipe. One of two errors occurred:

- IMS was unable to allocate storage to create a new Tpipe.
- The Synchronized Tpipe flag in the processing flag of the OTMA message-control-information prefix was set incorrectly on or off for an existing tpipe.

After a tpipe is created for an input or output OTMA message, the Synchronized Tpipe setting for the Tpipe cannot be changed for the subsequent input or output OTMA message.

In the message text:

tpipe Identifies the 8-byte transaction pipe name

member Identifies the 16-byte client name

System action: IMS responds to the original OTMA

DFS1283E • DFS1288E

message with a NACK message.

Programmer response: Ensure the IMS system has enough available storage. Also, check the Synchronized Tpipe flag in the processing flag of the OTMA message-control-information prefix.

Module: DFSYMEM0

**DFS1283E (N)ACK ON NON-EXISTING BLOCK
IN TPIPE=*tpipe* MEMBER=*member*
TOKEN=*token***

Explanation: An OTMA client sent a response message to IMS for an existing transaction pipe but the control block did not exist.

In the message text:

tpipe The 8-byte transaction pipe name.

member The 16-byte client name.

token The 32 byte server token.

| This message appears on the IMS master terminal and
| the write-to-operator (WTO) terminal.

System action: The message from the OTMA client is ignored. An X'6701' error record with ID=YPSI or ID=YNAK is logged on IMS OLDS.

Programmer response: Ensure the OTMA transaction pipe associated with the client is awaiting an OTMA response message and that the IMS token in the OTMA message is valid.

Module: DFSYPSI0

**DFS1284E (N)ACK ON NON-WAITING BLOCK
IN TPIPE=*tpipe* MEMBER=*member*
TOKEN=*token***

Explanation: An OTMA client sent an acknowledgment message, ACK or NAK, to IMS for a transaction pipe (tpipe) that is not waiting for the message.

In the message text:

tpipe The 8-byte transaction pipe name

member The 16-byte client name

token The 32 byte server token

The client might have specified an incorrect tpipe name or IMS OTMA already timed out the wait. The tpipe might be in a hold state.

| This message appears on the IMS master terminal and
| the write-to-operator (WTO) terminal.

System action: The message from the OTMA client is ignored. An X'6701' error record with ID=YNAK is logged on the IMS OLDS.

Programmer response: Ensure the OTMA transaction pipe associated with the client is awaiting an OTMA response message and that the IMS token in the OTMA message is valid.

Module: DFSYPSI0

**DFS1285E COMMAND INVALID FROM AN
OTMA CLIENT**

Explanation: The command cannot be entered from an OTMA client. The command can only be entered from an IMS terminal.

System action: The IMS command is ignored.

Programmer response: Determine if the correct command was entered. If so, there can be another IMS, XCF, or VTAM command that will give the desired results.

Module: DFSYTIB0

**DFS1286E DESTINATION NAME=*destination* IS
CPIC AND NOT ALLOWED FROM AN
OTMA MEMBER**

Explanation: The specified destination is a CPI Communications driven transaction and cannot be accepted for processing from an OTMA client.

System action: IMS sends the OTMA client a NACK message. The original message is discarded.

Programmer response: Ensure the OTMA client does not issue messages for CPI Communications driven transactions.

Module: DFSYTIB0

**DFS1287E DESTINATION NAME=*destination* IS
RCNT AND NOT ALLOWED FROM
AN OTMA MEMBER**

Explanation: The specified destination is an RCNT and cannot be accepted for processing from an OTMA client.

System action: IMS sends the OTMA client a NACK message. The original message is discarded.

Programmer response: Ensure the OTMA client does not issue messages for RCNT names.

Module: DFSYTIB0

**DFS1288E DESTINATION NAME=*destination* IS
CNT AND NOT ALLOWED FROM AN
OTMA MEMBER**

Explanation: The specified destination is a CNT and cannot be accepted for processing from an OTMA client.

System action: IMS sends the OTMA client a NACK message. The original message is discarded.

Programmer response: Ensure the OTMA client does not issue messages for CNT names.

Module: DFSYTIB0

DFS1289E TPIPE=*tpipe* EXCEEDS ALLOWED QUEUE SPACE -MESSAGE CANCELLED

Explanation: An buffer request was made that exceeded the allowed queue space for the specified OTMA transaction pipe. *tpipe* is the 8-byte transaction pipe name.

The amount of space allowed can be controlled by the user exit routine DFSQSPC0.

System action: The OTMA message is canceled.

Programmer response: Check the size of the message and adjust if necessary.

Module: DFSYTIB0

DFS1290E DESTINATION NAME=*destination* IS SINGLE SEGMENT, TPIPE=*tpipe*

Explanation: The specified destination can only accept single segment messages. Because multiple segments were detected, the message is discarded. *tpipe* is the 8-byte transaction pipe name.

System action: The OTMA client receives a NACK message.

Programmer response: Ensure the OTMA message has only a single segment.

Module: DFSYTIB0

DFS1291E DESTINATION NAME=*destination* HAS AN INVALID COMMIT MODE

Explanation: The destination name specified had an invalid commit mode. Usually, the transaction is an IMS Fast Path transaction or an IMS conversational transaction and cannot queue messages for an OTMA client using the Commit-then-Send commit mode.

System action: The OTMA client receives a NACK message.

Programmer response: Ensure the OTMA message uses the proper commit mode, usually the Send-then-Commit commit mode.

Module: DFSYTIB0

DFS1292E SECURITY VIOLATION

Explanation: IMS has rejected an OTMA transaction or command because it failed the security check.

System action: The OTMA client receives a NACK message.

Programmer response: Examine the security data section of the OTMA message prefix to ensure a user token, userid or group name was specified and valid. For example, if a user token contains an invalid value such as zero, this message will be issued.

Module: DFSYTIB0

DFS1293E DESTINATION NAME=*destination* IS DOWN LEVEL IMS

Explanation: The destination name specified is an IMS remote transaction name that is not valid. The likely cause is that the destination IMS subsystem is not capable of accepting the OTMA transaction.

System action: The OTMA client receives a NACK message.

Programmer response: Ensure that the destination IMS subsystem is at Version 5 or higher.

Module: DFSYLUS0

DFS1294E OTMA OUTPUT SEGMENT SIZE EXCEEDED, MESSAGE DISCARDED, MEMBER=*member*, TPIPE=*tpipe*

Explanation: The message segment length exceeded the limit of 32,764 bytes. *tpipe* is the 8-byte transaction pipe name. *member* is the 16-byte client name.

System action: The OTMA message is canceled.

Programmer response: Check the segment size of the OTMA message.

Module: DFSYSLM0

DFS1295E DESTINATION NAME=*destination* IS A REMOTE TRANSACTION WHICH IS AN INVALID DESTINATION FOR A PROTECTED CONVERSATION

Explanation: The OTMA client or the LU 6.2 device attempted to establish a protected conversation with a remote IMS transaction.

System action: For OTMA, the OTMA client receives a NACK message. For LU 6.2, IMS deallocates the conversation with ATBCMTP_TP_NOT_AVAIL_NO_RETRY and sends this message back to the LU 6.2 device.

Programmer response: Establish the protected conversation with a local IMS transaction.

Module: DFSYTIB0, DFSRLM10

DFS1296E DESTINATION NAME=*destination* IS NOT A TRANSACTION AND IS AN INVALID DESTINATION FOR A PROTECTED CONVERSATION

Explanation: The OTMA client or the LU 6.2 device attempted to establish a protected conversation with a destination that is not an IMS transaction.

System action: For OTMA, the OTMA client receives a NACK message. For LU 6.2, IMS deallocates the conversation with

DFS1297E • DFS1300I

ATBCMTP_TP_NOT_AVAIL_NO_RETRY and sends this message back to the LU 6.2 device.

Programmer response: Establish the protected conversation with a local IMS transaction.

Module: DFSYTIB0, DFSRLM10

DFS1297E OTMA TRANSACTION COMPLETED.
OUTPUT SEGMENT SIZE EXCEEDED
FOR TRANS=*trancode*,
MEMBER=*member*, TPIPE=*tpipe*

Explanation:

The OTMA commit-then-send output message segment length exceeded the limit of 32K (32,767) bytes. In the message text:

member The 16-byte client name

tpipe The 8-byte transaction pipe name

| *trancode*

| The 8-byte original input transaction name

| This message appears on the IMS master terminal and
| the write-to-operator (WTO) terminal.

System action: The OTMA commit-then-send output message is canceled. However, any database updates are committed.

Programmer response:

Make sure the segment size of the OTMA commit-then-send output message does not exceed the limit of 32,767 bytes. Decrease the segment size if necessary.

Module: DFSYQAB0

DFS1298E DESTINATION NAME=*destination* IS A
DYNAMIC TRAN AND NOT
ALLOWED FROM AN OTMA
MEMBER

Explanation: The OTMA client attempted to run a dynamic transaction in a shared queues environment. This is not allowed for OTMA.

System action: The OTMA client receives a NACK message.

Programmer response: Enter the transaction on the IMS system in which it is defined.

Module: DFSYTIB0

DFS1299W FPBP64=Y IN DFDFD_{xxx} IS NOT
ACCEPTED BY DCCTL

Explanation: You have specified FPBP64=Y in the DFSD_{xxx} member of the Data Communications Control (DCCTL). However, DCCTL does not accept FPBP64=Y.

In the message text, *xxx* is the DFSD_{xxx} suffix.

System action: DCCTL restarts normally and uses the old FP buffer setup.

Programmer response: Correct the specification in the DFSD_{xxx} member.

Module: DBFFATC1

DFS1300I SC=08 INVALID STATEMENT OR
STATEMENT SEQUENCE

Explanation: This statement type does not occur in the valid sequence. The system expected an FMT/FMTEND, MSG/MSGEND, TABLE/TABLEEND, or END operator.

System action: Processing continues with the next statement.

Programmer response: Insert the proper statement, and rerun the job.

Chapter 30. DFS messages, DFS1301I - DFS1350I

This topic contains the following messages:

DFS1301I SC=04 MISSING END STATEMENT.
EOD RECEIVED

Explanation: An end-of-data (EOD) on SYSIN was assumed, but no END statement was encountered.

System action: An END statement is presumed, and end of job (EOJ) processing is done.

Programmer response: Ensure that all the input has been processed.

DFS1302I SC=04 IMPLEMENTATION
RESTRICTION, (*parm-name*)
PARAMETER IGNORED

Explanation: The parameter NO/REDEF or NO/TEST, included for planning purposes, were specified; they are ignored.

System action: Processing continues with next PARM field or SYSIN record obtained.

Programmer response: Do not specify the following parameters: REDEFINE/TEST.

DFS1303I SC=08 INVALID STATEMENT
LABEL/OPERATOR START SEQUENCE

Explanation: The source item received does not conform to LABEL/OPERATOR syntax requirements. One or the other is required.

System action: Processing continues with the next item on the input statement.

Programmer response: After examining the erroneous source, correct the error, and resubmit the job.

DFS1304I SC=08 OPERATOR TOO LONG.
STATEMENT SKIPPED

Explanation: The order of occurrence requires LABEL/OPERATOR. However, the source item is greater than eight characters and does not qualify as either.

System action: Processing continues with the next statement.

Programmer response: After examining the erroneous source, correct the error, and resubmit the job.

DFS1305I SC=08 INVALID CHARACTER
DELETED

Explanation: A character other than alphanumeric, national, arithmetic operator, or punctuation was detected.

System action: Processing resumes with the next character in the input buffer.

Programmer response: After examining the erroneous source, specify the input again, and resubmit the job.

DFS1306I SC=08 END OF STATEMENT DURING
STRING COLLECTION PROCESSING

Explanation: An end-of-statement condition was detected while preparing a collection of characters for the get item processor.

System action: Processing continues with the next source statement.

Programmer response: After examining the erroneous source, specify the input again, and resubmit the job.

DFS1307I SC=08 END OF FILE DURING STRING
COLLECTION PROCESSING

Explanation: An end-of-file condition was detected while preparing a collection of characters for the get item processor.

System action: Processing continues with the appropriate end-of-data (EOD) routines.

Programmer response: Correct the erroneous source or re-create the offending SYSLIB source, and rerun the job.

DFS1308I SC=08 ALPHANUMERIC ITEM
OVERFLOW ON SCAN

Explanation: An alphanumeric item exceeded 255 bytes in length.

System action: Processing continues with the next source item.

Programmer response: After examining the erroneous source, specify the item again, and resubmit the job.

DFS1309I SC=08 NUMERIC ITEM OVERFLOW
ON SCAN

Explanation: A numeric item exceeded 255 bytes in length.

System action: Processing continues with the next source character.

DFS1310I • DFS1319I

Programmer response: After examining the erroneous source, specify the item again, and resubmit the job.

DFS1310I SC=08 *alphanumeric* ITEM OVERFLOW ON SCAN

Explanation: An alphanumeric item exceeded 255 bytes in length.

System action: Processing continues with the next source item.

Programmer response: After examining the erroneous source, specify the item again, and resubmit the job.

DFS1311I SC=08 STRING ITEM OVERFLOW ON SCAN

Explanation: A character string exceeded 255 bytes in length.

System action: Processing continues with the next source character.

Programmer response: After examining the erroneous source, specify the string again, and resubmit the job.

DFS1312I SC=08 INVALID LABEL START CHARACTER. \$ SUBSTITUTED

Explanation: A LABEL began with other than an alphabetic or national character.

System action: Processing continues with the next source character.

Programmer response: Specify the label again using alpha/national initial characters, and resubmit the job.

DFS1313I SC=08 INVALID CHARACTER IN LABEL. \$ SUBSTITUTED

Explanation: A LABEL contained other than an alphanumeric or national character.

System action: Processing continues with the next source character.

Programmer response: After removing or correcting the offending character, resubmit the job.

DFS1314I SC=08 INVALID OPERATOR START CHARACTER. \$ SUBSTITUTED

Explanation: The order of occurrence required OPERATOR, and the current item had a non-alphabetic first character.

System action: Processing continues with the next source character.

Programmer response: Preprocessor OPERATORS are all alphabetic character strings; specify the operator again, and rerun the job.

DFS1315I SC=08 INVALID OPERATOR CHARACTER. \$ SUBSTITUTED

Explanation: The order of occurrence requires an OPERATOR, and the current item contains a non-alpha character.

System action: Processing continues with the next source character.

Programmer response: Preprocessor OPERATORS are all alphabetic character strings; specify the operator again, and rerun the job.

DFS1316I SC=08 INVALID OPERAND START CHARACTER. \$ SUBSTITUTED

Explanation: An OPERAND begins with other than a quotation mark or alphabetic character.

System action: Processing continues with the next source character.

Programmer response: Specify the OPERAND in error again and rerun the job.

DFS1317I SC=08 INVALID CHARACTER IN OPERAND. \$ SUBSTITUTED

Explanation: An OPERAND contained an invalid character.

System action: Processing continues with the next source character.

Programmer response: Specify the operand in error again and rerun the job.

DFS1318I SC=08 COLS 1-15 NOT BLANK ON CONTINUATION

Explanation: A continuation statement is not blank in columns 1 through 15.

System action: Processing continues with the next non-continuation statement.

Programmer response: Correct the erroneous continuation statement, leaving columns 1 through 15 blank, and resubmit the job.

DFS1319I SC=08 EXPECTED CONTINUATION NOT RECEIVED

Explanation: The previous source statement indicated continuations on a subsequent statement; however, no continuation statement followed.

System action: Processing continues as if no continuation was specified.

Programmer response: Supply the continuation statements or remove the continuation indicator, and rerun the job.

DFS1320I SC=08 COLUMN 16 BLANK ON CONTINUATION

Explanation: Continuation statements must begin in column 16.

System action: Processing continues as if this statement were comments.

Programmer response: Specify the first character of the continuation data in column 16 again and rerun the job.

DFS1321I SC=04 INVALID CHARACTER X'hh' IN STRING

Explanation: An invalid character has been detected in the literal string. X'hh' is the hexadecimal representation of the invalid character.

System action: Processing continues with the next source character. The character is included in the generated literal—depending on the device and the character, it can adversely affect formatting.

Programmer response: Verify that the literal contains the correct content. For some characters, the ALPHA statement can be used to eliminate this message. Omit or change the invalid character, and rerun the job.

DFS1322I SC=08 EXCESSIVE LABEL LENGTH

Explanation: LABEL can never exceed 8 characters in length.

System action: Truncation occurs and processing continues with the next source character.

Programmer response: Shorten the LABEL specified to eight or fewer characters, and rerun the job.

DFS1323I SC=08 NO OPERATOR FOUND

Explanation: The order of occurrence of the operands requires that OPERATOR occur next, but it was not found.

System action: Processing continues with the next source statement.

Programmer response: Specify the input again; include a valid OPERATOR and rerun the job.

DFS1324I SC=08 CONTINUED OPERATOR INVALID SYNTAX

Explanation: OPERATORS must be contiguous and on a single statement.

System action: Processing continues as if this statement were comments.

Programmer response: Specify the input again according to continuation requirements, and rerun the job.

DFS1325I SC=08 MISSING OPERAND. CONTINUED COMMENTS ASSUMED

Explanation: An OPERAND is missing.

System action: Processing continues as if this statement were comments.

Programmer response: Provide the missing operand, and rerun the job.

DFS1326I SC=04 EXCESSIVE LABEL LENGTH. FIRST 8 CHARACTERS USED

Explanation: LABELs can not exceed 8 characters in length.

System action: Processing continues with the next source statement.

Programmer response: Shorten the LABEL specified to 8 or fewer characters, and rerun the job.

DFS1327I SC=08 NO OPERATOR FOUND

Explanation: No OPERATOR was found on this statement. An OPERATOR is required.

System action: Processing continues as if this statement were comments.

Programmer response: Specify the OPERATOR you want, and rerun the job.

DFS1328I SC=08 EXPECTED STRING CONTINUATION NOT RECEIVED

Explanation: Continuation of a literal string was indicated, but not found.

System action: Processing continues as if this statement were comments.

Programmer response: Specify the input again according to continuation requirements, and rerun the job.

DFS1329I SC=04 END OF FILE DETECTED WHERE CONTINUATION CARD WAS EXPECTED

Explanation: An end-of-file condition has been sensed, when a continuation statement was expected.

System action: Processing continues with the appropriate EOD routines.

Programmer response: Correct the erroneous source or re-create the offending SYSLIB source, and rerun the job.

DFS1330I SC=20 I/O ERROR. INPUT
PROCESSING TERMINATED

Explanation: An I/O error on SYSIN or SYSLIB occurred. This message is preceded by a z/OS message indicating the specific type of error.

System action: The preprocessor terminates with a forced end of job (EOJ).

Programmer response: Determine the cause of the I/O error, correct it, and rerun the job.

DFS1331I SC=08 TEXT SUBSTITUTION BUFFER
FULL, TEXT LOST

Explanation: The text substitution buffer size (4096 bytes) has been exceeded; no further entries can be made.

System action: The current text is not stacked; processing continues with the next source statement.

Programmer response: Remove the unnecessary or lengthy equates (EQU), and rerun the job.

DFS1332I SC=04 POSITION MARKER

Explanation: The position marker indicates the current source pointer at the time of error.

System action: Processing continues with further error analysis.

Programmer response: See message DFS1334I.

Related information:

"DFS1334I"

DFS1333I SC=04 REC'D: 'any operand'

Explanation: "any operand" is the offending OPERAND.

System action: Processing continues with further error analysis.

Programmer response: See message DFS1334I.

Related information:

"DFS1334I"

DFS1334I SC=04 EXPECTED: *any operand(s)*

Explanation: The operands valid for this keyword are listed.

System action: Processing continues with further error analysis.

Programmer response: Select one or more of the valid options listed, specify the selected options, and rerun the job.

DFS1335I SC=08 REC'D ITEM DELETED

Explanation: The item indicated by message DFS1333I has been deleted and no assumption will be made.

System action: Processing continues with the next operand.

Programmer response: Specify the proper OPERAND again and rerun the job.

DFS1336I SC=08 ITEM PREVIOUS TO REC'D
ITEM DELETED

Explanation: An error condition exists that requires the preprocessor to delete the previous item to resolve the conflict.

System action: Processing continues with next operand.

Programmer response: Specify the proper OPERAND again and rerun the job.

DFS1337I SC=04 FOLLOWING ASSUMED: *any operand*

Explanation: The preprocessor has assumed the operand specified in *any operand*, which is valid.

System action: Processing continues with the next source item.

Programmer response: See message DFS1334I if the assumption made is not desired.

Related information:

DFS1334I

DFS1338I SC=08 NULL OPERAND RECEIVED
FOR ALPHA STATEMENT

Explanation: No OPERAND has been provided on an ALPHA statement.

System action: Processing continues with the next source statement.

Programmer response: Add the desired operand, and rerun the job.

DFS1339I SC=08 INVALID CHARACTER IN
ALPHA STRING IGNORED

Explanation: You have attempted to use as alphabetic a character reserved for a number or a delimiter.

System action: The character is ignored and processing continues with the next alphabetic string character.

Programmer response: If the intended collating sequence is correct, none is required; if it is not, specify it again, and rerun the job.

DFS1340I SC=04 EQUATE LENGTH TRUNCATED TO 256 MAX

Explanation: A single EQU character string exceeded 256 bytes, and was truncated.

System action: Processing continues with the next source statement.

Programmer response: Break up the equate string into smaller logical components, and rerun the job.

DFS1341I SC=08 NO LABEL PROVIDED FOR EQUATE PROCESSOR

Explanation: An EQU has been encountered with no label, and consequently cannot be referenced.

System action: Processing continues with the next source statement.

Programmer response: Provide a label, and rerun the job.

DFS1342I SC=08 LABEL IS TOO LONG FOR EQUATE

Explanation: LABELs can be no more than 8 bytes in length.

System action: Processing continues with the next source statement.

Programmer response: Alter the LABEL and references to 8 characters or less, and rerun the job.

DFS1343I SC=08 NO RIGHT PART VALUE PROVIDED FOR EQUATE

Explanation: You did not provide an equate string.

System action: Processing continues with the next source statement.

Programmer response: Provide a value to be equated to the LABEL, and rerun the job.

DFS1344I SC=04 TITLE LENGTH EXCEEDS *mmm* CHARACTERS. FIRST *kkk* USED

Explanation: The TITLE literal exceeded the maximum number of characters *mmm*, and was truncated to the first *kkk* characters.

System action: Processing continues with the next source statement.

Programmer response: Specify the literal again and resubmit the job.

DFS1345I SC=04 NULL TITLE OPERAND. PREVIOUS TITLE REMAINS IN EFFECT

Explanation: No TITLE literal was provided; the statement was ignored.

System action: Processing continues with the next source statement.

Programmer response: Provide a literal for the TITLE, and resubmit the job.

DFS1346I SC=08 LPAGE SEQUENCE ERROR. NO 1ST LPAGE

Explanation: The first LPAGE in an MSG containing more than one LPAGE must be specified.

System action: Processing continues with the next operand.

Programmer response: Add an LPAGE statement to the source, and rerun the job.

DFS1347I SC=04 MSGEND STATEMENT ASSUMED

Explanation: The statement order of occurrence requires an MSGEND statement. None was found; one is assumed.

System action: Processing continues with the next source statement.

Programmer response: Insert the MSGEND statement, and rerun the job.

DFS1348I SC=04 SEG STATEMENT ASSUMED

Explanation: The statement order of occurrence requires the SEG statement. None was found; one is assumed.

System action: Processing continues with the next source statement.

Programmer response: Supply the SEG statement, and rerun the job.

DFS1349I SC=08 MFLD STATEMENT ASSUMED

Explanation: The statement order of occurrence requires an MFLD statement. None was found; one is assumed.

System action: Processing continues with the next source statement.

Programmer response: Insert the MFLD statement, and rerun the job.

DFS1350I

DFS1350I SC=08 'nnnn' IS AN INVALID
MESSAGE NUMBER

Explanation: A message number was presented to the message processor (DFSUPAK0), but the message number was not found in the message table (DFSUPAL0).

System action: Processing continues with the next statement.

Programmer response: After problem determination, visually scan the statement causing the failure, correct the error, and resubmit the job.

Problem determination: 1, 2, 3, 4, 8, 12, 13, 36

Related information:

Chapter 2, "IMS problem determination," on page 13

Chapter 31. DFS messages, DFS1351I - DFS1400I

This topic contains the following messages:

DFS1351I SC=08 MAXIMUM RESCAN
SUBSTITUTION COUNT EXCEEDED.
SUBSTITUTION NOT PERFORMED

Explanation: A statement exceeded the maximum RESCAN substitution count. The RESCAN default is 5 to avoid looping.

System action: The substitution is terminated. Processing resumes with the next statement.

Programmer response: Specify a larger number on the RESCAN statement for the result you want.

DFS1352I SC=08 SCAN ABORTED DUE TO
SEVERE SYNTAX ERROR,
CONTINUING WITH NEXT
STATEMENT

Explanation: The current statement errors were not resolved; the statement was discarded.

System action: Processing continues with the next source statement.

Programmer response: Correct the erroneous operands using the supporting message numbers DFS1332I through DFS1337I, and rerun the job.

DFS1353I SC=04 RESCAN COUNT EXCEEDS 5
SIGNIFICANT DIGITS. DEFAULT
COUNT OF 5 USED

Explanation: No more than 5 significant digits are acceptable as the RESCAN count; it was set to 5.

System action: Processing continues with the next source statement.

Programmer response: Correct the RESCAN specification; do not exceed 5 significant digits. Rerun the job.

DFS1354I SC=04 RESCAN COUNT EXCEEDS
32767. COUNT SET TO 32767

Explanation: The RESCAN count exceeded 32767; it was set to the default 32767.

System action: Processing continues with the next source statement.

Programmer response: Correct the RESCAN specification number, and rerun the job.

DFS1355I SC=04 NUMBER FOR SPACE EXCEEDS
15 SIGNIFICANT DIGITS. THE PAGE
WILL BE EJECTED

Explanation: The SPACE count exceeded 15 significant digits. A page eject occurred.

System action: Processing continues with the next source statement.

Programmer response: Specify the SPACE count again; do not exceed 15 significant digits. Rerun the job.

DFS1356I SC=12 FMTNAME AS LABEL
REQUIRED. FMT USED

Explanation: A LABEL is required on each FMT statement; this format is labeled FMT.

System action: Processing continues with the next source statement.

Programmer response: Specify FMT with the appropriate label again and rerun the job.

DFS1357I SC=08 FMTNAME EXCEEDS 6
CHARACTERS. FIRST 6 USED

Explanation: Format names cannot exceed 6 characters in length. The name was truncated to the first 6 characters.

System action: Processing continues with the next source statement.

Programmer response: Specify the appropriate format name again and rerun the job.

DFS1358I SC=08 DEV STATEMENT ASSUMED

Explanation: No DEV statement followed an FMT statement; one has been assumed.

System action: Processing continues with the next source statement.

Programmer response: Insert the appropriate DEV, and rerun the job.

DFS1359I SC=04 FMTEND STATEMENT
ASSUMED

Explanation: A format block should end with an FMTEND statement. None has been found; one has been assumed.

DFS1360I • DFS1368I

System action: Processing continues with the next source statement.

Programmer response: Supply an FMTEND statement, and resubmit the job.

DFS1360I SC=04 DIV STATEMENT ASSUMED

Explanation: A DEV statement was not immediately followed by a DIV statement. One has been assumed as follows: 3270=INOUT, 3600=INPUT, ALL OTHERS=OUTPUT.

System action: Processing continues with the next source statement.

Programmer response: For the results you want or for documentation purposes, specify the DIV statement, and rerun the job.

DFS1361I SC=08 DPAGE SEQUENCE ERROR. NO 1ST DPAGE

Explanation: You must specify the first DPAGE in an FMT containing more than one DPAGE.

System action: Processing continues with the next source statement.

Programmer response: Add DPAGE statement to the source input, and rerun the job.

DFS1362I SC=08 DFLD STATEMENT ASSUMED

Explanation: The statement order of occurrence requires a DFLD statement as input. None was found; one was assumed.

System action: Processing continues with the next source statement.

Programmer response: Provide the appropriate DFLD statement, and rerun the job.

DFS1363I SC=08 POS=(*lll,ccc,ppp*) REQUIRED FOR RECORD MODE

Explanation: The stream mode form of the DFLD POS= keyword was given when MODE=RECORD; the form POS=(*lll,ccc,ppp*) is required. The default record mode POS= keyword is used (line=1, column=left margin +1, page=1).

System action: Processing continues with the next operand.

Programmer response: Specify the MODE= keyword of the DEV statement or the POS= keyword of the DFLD statement again and rerun the job.

DFS1364I SC=04 ENDDO STATEMENT ASSUMED

Explanation: The statement order of occurrence requires an ENDDO statement. None was found; one was assumed.

System action: Processing continues with the next source statement.

Programmer response: Provide an ENDDO statement, and rerun the job.

DFS1365I SC=08 DFLD POS= KEYWORD DOES NOT ALLOW SPACE FOR SIMULATED ATTRIBUTE

Explanation: The POS= keyword specifies line 1 and the column position as the left margin. There was no available byte preceding the field for the attribute byte. ATTR=YES was therefore ignored.

System action: Processing continues with the next operand.

Programmer response: Specify the POS= keyword or the ATTR= keyword of the DFLD statement again and rerun the job.

DFS1366I SC=08 PS VALUE INVALID, X'00' USED

Explanation: The value specified for PS was not a single character or 2 hexadecimal characters, or was not in the range from X'40' to X'FE'.

System action: The default value of X'00' was used and processing continues with this operand.

Programmer response: Specify the PS value as either a single character or 2 hexadecimal characters in the range from X'40' to X'FE', or as PX'00'. Rerun the job.

DFS1367I SC=08 TABLENAME AS LABEL REQUIRED. 'TEMPTABL USED'

Explanation: Each TABLE statement requires a label. None was found; it was assigned a label.

System action: Processing continues with the next operand.

Programmer response: Provide the required label, and rerun the job.

DFS1368I SC=04 TABLENAME TRUNCATED TO 8 CHARACTERS

Explanation: The TABLE statement label exceeded 8 characters; the first 8 characters were used.

System action: Processing continues with the next operand.

Programmer response: Specify the appropriate label again and rerun the job.

DFS1369I SC=08 IF STATEMENT ASSUMED AS:
'NOFUNC'

Explanation: At least one IF statement is required for a TABLE; one was assumed.

System action: Processing continues with the next operand.

Programmer response: Specify the appropriate statements or remove the TABLE, and rerun the job.

DFS1370I SC=04 TABLEEND STATEMENT
ASSUMED

Explanation: The statement order of occurrence requires a TABLEEND. None was found; one was assumed.

System action: Processing continues with the next source statement.

Programmer response: Insert the TABLEEND statement as required, and rerun the job.

DFS1371I SC=08 MSG NAME AS LABEL
REQUIRED

Explanation: Each MSG statement should be labeled. None was found; one was generated. The form is MSG concatenated to source statement number.

System action: Processing continues with the next operand.

Programmer response: Specify the appropriate label, and rerun the job.

DFS1372I SC=04 MSG NAME TOO LONG.
TRUNCATED TO 8 BYTES

Explanation: An MSG statement label exceeded 8 bytes; the first 8 bytes were used.

System action: Processing continues with the next operand.

Programmer response: Specify the label again and rerun the job.

DFS1373I SC=08 SOR=FMTNAME, FMTNAME
MISSING

Explanation: The SOR= specification was null; no format name was used.

System action: Processing continues with the next operand.

Programmer response: Specify the appropriate format name, and rerun the job.

DFS1374I SC=04 SOR=FMTNAME, FMTNAME
EXCEEDS 6 CHARACTERS. FIRST 6
USED

Explanation: The SOR= formatname exceeded 6 characters; the first 6 characters were used.

System action: Processing continues with the next operand.

Programmer response: Specify the format name again and rerun the job.

DFS1375I SC=08 NXT=MSGNAME, MSGNAME
LTH=0. NONE USED

Explanation: The NXT= specification was null; no message name was used.

System action: Processing continues with the next operand.

Programmer response: Specify the appropriate message name, and rerun the job.

DFS1376I SC=04 NXT=MSGNAME, MSGNAME
EXCEEDS 8 BYTES. TRUNCATED TO 8
BYTES

Explanation: The NXT= message name exceeded 8 bytes; the first 8 bytes were used.

System action: Processing continues with the next operand.

Programmer response: Specify the appropriate message name again and rerun the job.

DFS1377I SC=04 FILL='C.', TRUNCATED TO 1
CHARACTER

Explanation: The FILL= literal exceeded one character in length; the first character was used.

System action: Processing continues with the next operand.

Programmer response: Specify the literal again and rerun the job.

DFS1378I SC=04 FILL='C.' CHARACTER NOT
SUPPLIED

Explanation: The FILL= specification was null; it was set to a blank.

System action: Processing continues with the next operand.

Programmer response: Specify the appropriate fill character again and rerun the job.

DFS1379I SC=04 DUPLICATE TYPE=
KEYWORDS INVALID

Explanation: Only one TYPE= specification is allowable on a single MSG statement; the second one was ignored.

System action: Processing continues with the next operand.

Programmer response: Resolve the multiple TYPE= specifications, and rerun the job.

DFS1380I SC=04 DUPLICATE SOR= KEYWORDS
INVALID

Explanation: Only one SOR= specification is allowed on a single MSG statement; the second one was ignored.

System action: Processing continues with the next source item.

Programmer response: Resolve the multiple SOR= specifications, and rerun the job.

DFS1381I SC=04 DUPLICATE OPT= KEYWORDS
INVALID

Explanation: Only one OPT= specification is allowable on a single MSG statement; the second one was ignored.

System action: Processing continues with the next operand.

Programmer response: Resolve the multiple OPT= specifications, and rerun the job.

DFS1382I SC=04 DUPLICATE NXT= KEYWORDS
INVALID

Explanation: Only one NXT= specification is allowable on a single MSG statement; the second one was ignored.

System action: Processing continues with the next operand.

Programmer response: Resolve the multiple NXT= specifications, and rerun the job.

DFS1383I SC=04 DUPLICATE PAGE=
KEYWORDS INVALID

Explanation: Only one PAGE= specification is allowable on a single MSG statement; the second one was ignored.

System action: Processing continues with the next operand.

Programmer response: Resolve the multiple PAGE= specifications, and rerun the job.

DFS1384I SC=04 DUPLICATE FILL= KEYWORDS
INVALID

Explanation: Only one FILL= specification is allowable in a single MSG statement; the second one was ignored.

System action: Processing continues with the next operand.

Programmer response: Resolve the multiple FILL= specifications, and rerun the job.

DFS1385I SC=04 SOR=FMTNAME NOT
SPECIFIED. '\$\$\$FMT' USED

Explanation: The SOR= specification was not specified for this MSG; \$\$\$FMT was used as format name.

System action: Processing continues with the next operand.

Programmer response: Specify the format name you want, and rerun the job.

DFS1386I SC=08 FILL= SPECIFICATION
INVALID FOR TYPE=INPUT

Explanation: The FILL= specification was specified on an MSG statement of TYPE=INPUT. However, it is only valid on MSG and DPAGE statements of TYPE=OUTPUT.

System action: Processing continues with the next operand.

Programmer response: Resolve the conflict, and rerun the job.

DFS1387I SC=08 PAGE= SPECIFICATION
INVALID FOR TYPE=INPUT

Explanation: The PAGE= specification was specified on an MSG statement of TYPE=INPUT. However, it is only valid on MSG statements of TYPE=OUTPUT.

System action: Processing continues with the next operand.

Programmer response: Resolve the conflict, and rerun the job.

DFS1388I SC=04 DUPLICATE SOR=
SPECIFICATION INVALID

Explanation: Only one SOR= specification is allowable in a single LPAGE statement; the second one was ignored.

System action: Processing continues with the next operand.

Programmer response: Specify the SOR= specification again and rerun the job.

DFS1389I SC=08 SOR=DPAGENAME,
DPAGENAME OMITTED

Explanation: The SOR= specification is null; it was ignored.

System action: Processing continues with the next operand.

Programmer response: Specify a value for SOR=, and rerun the job.

DFS1390I SC=04 SOR=DPAGENAME,
DPAGENAME EXCEEDS 8
CHARACTERS. TRUNCATED TO 8
CHARACTERS

Explanation: The SOR= dpagename exceeds 8 characters; the first 8 characters are used.

System action: Processing continues with the next operand.

Programmer response: Specify the desired dpagename again and rerun the job.

DFS1391I SC=04 COMPARE OFFSET EXCEEDS 5
SIGNIFICANT DIGITS, LAST 5
DIGITS USED

Explanation: The COND= offset parameter exceeds 5 digits; the last 5 digits are used.

System action: Processing continues with the next operand.

Programmer response: Specify the desired offset again and rerun the job.

DFS1392I SC=04 COMPARE OFFSET EXCEEDS
32767. VALUE ALTERED TO 32767

Explanation: The COND= offset parameter value exceeds 32767; it is set to 32767.

System action: Processing continues with the next operand.

Programmer response: Specify the desired value again and rerun the job.

DFS1393I SC=08 COMPARE OFFSET DIGIT
COUNT IS ZERO. VALUE OF ZERO
USED

Explanation: The COND= offset parameter is null; it is set to zero.

System action: Processing continues with the next operand.

Programmer response: Specify the desired offset value, and rerun the job.

DFS1394I SC=04 MULTIPLE COND=
KEYWORDS INVALID

Explanation: Only one COND= specification is allowable on a single LPAGE or DPAGE statement; the second specification is ignored.

System action: Processing continues with the next operand.

Programmer response: Resolve the conflict, and rerun the job.

DFS1395I SC=04 COND= COMPARE LOCATION
NAME LENGTH EXCEEDS 8
CHARACTERS. TRUNCATED TO 8
CHARACTERS

Explanation: The COND= fieldname exceeds 8 characters; the first 8 characters are used.

System action: Processing continues with the next operand.

Programmer response: Specify the desired fieldname again and rerun the job.

DFS1396I SC=08 COND= COMPARE LOCATION
NAME LENGTH IS ZERO. NAME
SPECIFICATION IGNORED

Explanation: The COND= fieldname parameter is null; it is ignored.

System action: Processing continues with the next operand.

Programmer response: Specify the desired fieldname, and rerun the job.

DFS1397I SC=08 EXIT= SPECIFICATION
INVALID WITH 'LITERAL'
PARAMETER. SPECIFICATION
IGNORED.

Explanation: The EXIT= is not allowed when the LITERAL parameter is specified. EXIT= is ignored.

System action: Processing continues with the next operand.

Programmer response: Resolve the conflict, and rerun the job.

DFS1398 INPUT SELECTION ERROR

Explanation: This message is displayed if you do not correctly enter one of the following analysis input selections:

- MAX=
- KR=
- NBR=

System action: The system exits the utility.

DFS1399I • DFS1400I

User response: Enter the correct analysis option.

Module: DFSMAID0

DFS1399I SC=08 COND= COMPARE. LITERAL
LENGTH IS ZERO. ' ' USED FOR
LITERAL

Explanation: The literal in the COND= specification of the LPAGE statement was omitted. A single blank is used as the literal.

System action: Processing continues with the next source item.

Programmer response: Specify the desired literal, and rerun the job.

DFS1400I SC=04 PROMPT= FIELDNAME
EXCEEDS 8 CHARACTERS.
TRUNCATED TO 8 CHARACTERS

Explanation: The PROMPT= *fieldname* exceeds 8 characters; the first 8 characters are used.

System action: Processing continues with the next operand.

Programmer response: Specify a valid *fieldname* again and rerun the job.

Chapter 32. DFS messages, DFS1401I - DFS1450I

This topic contains the following messages:

DFS1401I SC=08 PROMPT= FIELDNAME
LENGTH IS ZERO. SPECIFICATION
IGNORED

Explanation: The PROMPT= specification was null; it was ignored.

System action: Processing continues with the next operand.

Programmer response: Specify a valid PROMPT=*fieldname* statement, and rerun the job.

DFS1402I SC=04 DUPLICATE PROMPT=
KEYWORDS INVALID

Explanation: Only one PROMPT= specification is valid on a single LPAGE statement; the second one was ignored.

System action: Processing continues with the next operand.

Programmer response: Resolve the conflict, and rerun the job.

DFS1403I SC=04 PROMPT= LITERAL
SPECIFICATION CONTAINS NO
TEXT. MSG.NXT=MSGNAME USED

Explanation: The PROMPT= literal was null; the MSG/NXT= specification was used.

System action: Processing continues with the next operand.

Programmer response: Specify a valid literal, and rerun the job.

DFS1404I SC=04 NXT= MSGNAME EXCEEDS 8
CHARACTERS. TRUNCATED TO 8
CHARACTERS

Explanation: The NXT= message name exceeded eight characters; the first eight characters were used.

System action: Processing continues with the next operand.

Programmer response: Specify a valid message name, and rerun the job.

DFS1405I SC=04 NXT= MSGNAME TEXT
LENGTH IS ZERO.
MSG.NEXT=MSGNAME USED

Explanation: The NXT= specification was null; the MSG/NXT= message name was used.

System action: Processing continues with the next operand.

Programmer response: Specify a valid message name, and rerun the job.

DFS1406I SC=04 DUPLICATE NXT= KEYWORDS
INVALID

Explanation: Only one NXT= specification is valid on a single LPAGE statement; the second one was ignored.

System action: Processing continues with the next operand.

Programmer response: Resolve the conflict, and rerun the job.

DFS1407 TEMPORARY IRLM FAILURE;
UNABLE TO PROCESS GLOBAL
COMMAND

Explanation: The command processor, in an attempt to process a global command, encountered a problem with IRLM. This condition can be temporary.

System action: The command is processed locally.

Programmer response: Ensure that the IRLM is active and then reenter the global command. If the command will not process globally, proceed with the problem determination.

Problem determination: 36

Related information:

Chapter 2, "IMS problem determination," on page 13

DFS1408I SC=08 EXIT= SPECIFICATION
INCOMPATIBLE WITH
MSG.TYPE=OUTPUT

Explanation: The EXIT= specification conflicts with message type output; it was ignored.

System action: Processing continues with the next operand.

Programmer response: Resolve the SEG/MSG statement conflict, and rerun the job.

DFS1409I SC=08 EXIT= EXITNUM EXCEEDS 3
SIGNIFICANT DIGITS. LAST 3
DIGITS USED

DFS1410I • DFS1419I

Explanation: The EXIT= value parameter Exceeded 3 digits; the last 3 digits were used.

System action: Processing continues with the next operand.

Programmer response: Specify a valid value, and rerun the job.

DFS1410I SC=08 EXIT= EXITNUM VALUE EXCEEDS 127. 127 USED

Explanation: The EXIT= *value* parameter exceeds 127. The value was set to 127.

System action: Processing continues with the next operand.

Programmer response: Specify EXIT= with a valid value, and rerun the job.

DFS1411I SC=08 EXIT= EXITVECT EXCEEDS 3 SIGNIFICANT DIGITS. LAST 3 DIGITS USED

Explanation: The EXIT= *vector* specification exceeds 3 digits; the last 3 digits are used.

System action: Processing continues with the next operand.

Programmer response: Specify EXIT= *vector* with a valid value, and rerun the job.

DFS1412I SC=08 EXIT= EXITVECT VALUE EXCEEDS 255. 255 USED

Explanation: The EXIT= *vector* specification exceeds 255, The value was set to 255.

System action: Processing continues with the next operand.

Programmer response: Specify the EXIT= parameter with a valid value, and rerun the job.

DFS1413I SC=08 EXIT= EXITNUM HAS NO DIGITS. VALUE OF ZERO USED

Explanation: The EXIT= *value* specification is null. The value was set to zero.

System action: Processing continues with the next operand.

Programmer response: Specify EXIT= with the appropriate value, and rerun the job.

DFS1414I SC=08 EXIT= EXITVECT HAS NO DIGITS. VALUE OF ZERO USED

Explanation: The EXIT= *vector* specification is null. It was set to zero.

System action: Processing continues with the next operand.

Programmer response: Specify EXIT= with the appropriate vector, and rerun the job.

DFS1415I SC=04 DUPLICATE EXIT= KEYWORDS INVALID

Explanation: You can specify only one EXIT= specification on a single SEG statement; the second one was ignored.

System action: Processing continues with the next operand.

Programmer response: Resolve the conflict, and rerun the job.

DFS1416I SC=04 DUPLICATE GRAPHIC= KEYWORDS INVALID

Explanation: Only one GRAPHIC= specification is allowable on a single SEG statement. The second one is ignored.

System action: Processing continues with the next operand.

Programmer response: Resolve the conflict, and rerun the job.

DFS1417I SC=04 MFLD LABEL LENGTH EXCEEDS 8 CHARACTERS. TRUNCATED TO 8 CHARACTERS

Explanation: The message field (MFLD) statement label exceeds 8 characters. The first 8 characters are used.

System action: Processing continues with the next operand.

Programmer response: Specify a valid label again and rerun the job.

DFS1418I SC=08 DO COUNT EXCEEDS 2 SIGNIFICANT DIGITS. LAST 2 DIGITS USED

Explanation: The DO count exceeds 2 digits; the last 2 digits are used.

System action: Processing continues with the next operand.

Programmer response: Specify DO again using an appropriate count, and rerun the job.

DFS1419I SC=08 DO COUNT HAS NO DIGITS. VALUE OF 1 ASSUMED

Explanation: You did not provide a count on a DO statement. One is assumed.

System action: Processing continues with the next operand.

Programmer response: Specify DO again using an appropriate count, and rerun the job.

DFS1420I SC=04 DFLDNAME EXCEEDS 8 CHARACTERS. TRUNCATED TO 8 CHARACTERS

Explanation: The device field name (dfldname) specified on this MFLD statement exceeded 8 characters; the first 8 characters were used.

System action: Processing continues with the next operand.

Programmer response: Specify a valid dfldname again and rerun the job.

DFS1421I SC=08 DFLDNAME HAS NO CHARACTERS. NO NAME USED

Explanation: The device field name (dfldname) parameter was null; it was ignored.

System action: Processing continues with the next operand.

Programmer response: Specify valid MFLD parameters, and rerun the job.

DFS1422I SC=04 LITERAL CONTAINS NO CHARACTERS. ' ' USED

Explanation: The positional literal parameter is null for this MFLD or DFLD statement; a blank is assumed.

System action: Processing continues with the next operand.

Programmer response: Specify a valid literal or MFLD/DFLD parameter, and rerun the job.

DFS1423I SC=04 MULTIPLE LTH= KEYWORDS INVALID

Explanation: The system encountered multiple LTH= specifications. Only one LTH= specification is allowable on a single MFLD statement. The second one was ignored.

System action: Processing continues with the next operand.

Programmer response: Select one specification, and rerun the job.

DFS1424I SC=04 MULTIPLE JUST= KEYWORDS INVALID

Explanation: The system encountered multiple JUST= specifications. Only one JUST= specification is allowable on a single MFLD statement. The second one was ignored.

System action: Processing continues with the next operand.

Programmer response: Select one specification, and rerun the job.

DFS1425I SC=04 MULTIPLE FILL= KEYWORDS INVALID

Explanation: The system encountered multiple FILL= specifications. Only one FILL= specification is allowable on a single MFLD or DPAGE statement. The second specification was ignored.

System action: Processing continues with the next operand.

Programmer response: Select one specification, and rerun the job.

DFS1426I SC=04 MULTIPLE ATTR= KEYWORDS INVALID

Explanation: The system encountered multiple ATTR= specifications. Only one ATTR= specification is allowable on a single MFLD statement. The second one was ignored.

System action: Processing continues with the next operand.

Programmer response: Select one specification, and rerun the job.

DFS1427I SC=04 MULTIPLE EXIT= KEYWORDS INVALID

Explanation: The system encountered multiple EXIT= specifications. Only one EXIT= specification is allowable on a single MFLD statement, The second one was ignored.

System action: Processing continues with the next operand.

Programmer response: Select one specification, and rerun the job.

DFS1428I SC=08 LTH=*nn*, *nn* EXCEEDS 4 SIGNIFICANT DIGITS. LAST 4 DIGITS USED

Explanation: The LTH= length parameter exceeded 4 digits; the last 4 digits was used.

System action: Processing continues with the next operand.

Programmer response: Specify a valid value again and rerun the job.

DFS1429I SC=08 LTH=*nn*, *nn*'S VALUE EXCEEDS 8000. 8000 USED

Explanation: The LTH= length value exceeded 8000; it was set to 8000.

DFS1430I • DFS1439I

System action: Processing continues with the next operand.

Programmer response: Specify a valid value, and rerun the job.

DFS1430I SC=08 LTH=*nn*, *nn* HAS NO DIGITS. VALUE OF 1 USED

Explanation: The LTH= length specification was null; it was set to 1.

System action: Processing continues with the next operand.

Programmer response: Specify the length, and rerun the job.

DFS1431I SC=08 LTH=(*pp,nn*), *pp* EXCEEDS 4 SIGNIFICANT DIGITS. LAST 4 DIGITS USED

Explanation: The LTH= position specification exceeded 4 digits; the last 4 digits were used.

System action: Processing continues with the next operand.

Programmer response: Specify the appropriate position parameter again and rerun the job.

DFS1432I SC=08 LTH=(*pp,nn*), *pp*'S VALUE EXCEEDS 8000. 8000 USED

Explanation: The LTH= position value exceeded 8000; it was set to 8000.

System action: Processing continues with the next operand.

Programmer response: Specify a valid value again and rerun the job.

DFS1433I SC=08 LTH=(*pp,nn*), *pp* HAS NO DIGITS. VALUE OF 2 USED

Explanation: The LTH= position parameter was null; it was set to 2.

System action: Processing continues with the next operand.

Programmer response: Specify the appropriate position value, and rerun the job.

DFS1434I SC=08 LTH=(*pp,nn*), *nn* EXCEEDS 4 SIGNIFICANT DIGITS. LAST 4 DIGITS USED

Explanation: The LTH= length specification exceeded 4 digits; the last 4 digits were used.

System action: Processing continues with the next operand.

Programmer response: Specify the length again and rerun the job.

DFS1435I SC=08 LTH=(*pp,nn*), *nn*'S VALUE EXCEEDS 8000. 8000 USED

Explanation: The LTH= length value exceeded 8000; it was set to 8000.

System action: Processing continues with the next operand.

Programmer response: Specify the value again and rerun the job.

DFS1436I SC=08 LTH=(*pp,nn*), *nn* HAS NO DIGITS. VALUE OF 1 USED

Explanation: The LTH= length parameter was null; it was set to 1.

System action: Processing continues with the next operand.

Programmer response: Specify the appropriate value, and rerun the job.

DFS1437I SC=08 FILL="C", LITERAL LENGTH IS ZERO. BLANK USED

Explanation: The FILL= literal specification was null; a blank was used.

System action: Processing continues with the next operand.

Programmer response: Specify the appropriate literal, and rerun the job.

DFS1438I SC=04 FILL="C", LITERAL LENGTH EXCEEDS 1 CHARACTER. FIRST CHARACTER USED

Explanation: The FILL= literal specification exceeded one character; the first character was used.

System action: Processing continues with the next operand.

Programmer response: Specify the literal again and rerun the job.

DFS1439I SC=04 FILL="X'*hh*', *hh* EXCEEDS 2 CHARACTERS. FIRST 2 CHARACTERS USED

Explanation: The FILL= hexadecimal string exceeded two hexadecimal characters in length; the first two characters were used.

System action: Processing continues with the next operand.

Programmer response: Specify the hexadecimal string again and rerun the job.

DFS1440I SC=04 FILL=X'hh', hh HAS NO CHARACTERS. FILL=X'40' USED

Explanation: The FILL= hexadecimal string specification is null; a blank is used.

System action: Processing continues with the next operand.

Programmer response: Specify the desired hexadecimal string, and rerun the job.

DFS1441I SC=08 EXIT=(EXNUM,EXVEC), EXNUM EXCEEDS 3 SIGNIFICANT DIGITS. LAST 3 DIGITS USED

Explanation: The EXIT= number exceeds 3 digits; the last 3 digits are used.

System action: Processing continues with the next operand.

Programmer response: Specify the desired value again and rerun the job.

DFS1442I SC=08 EXIT=(EXNUM,EXVEC), EXNUM'S VALUE EXCEEDS 127. VALUE OF 127 USED

Explanation: The EXIT= number parameter exceeds 127; it is set to 127.

System action: Processing continues with the next operand.

Programmer response: Specify the desired value again and rerun the job.

DFS1443I SC=08 EXIT=(EXNUM,EXVEC), EXNUM HAS NO DIGITS. VALUE OF ZERO USED

Explanation: The EXIT= number parameter is null; it is set to zero.

System action: Processing continues with the next source item.

Programmer response: Specify the desired parameter, and rerun the job.

DFS1444I SC=08 EXIT=(EXNUM,EXVEC), EXVEC EXCEEDS 3 SIGNIFICANT DIGITS. LAST 3 DIGITS USED

Explanation: The EXIT= vector specification exceeds 3 digits; the last 3 digits are used.

System action: Processing continues with the next operand.

Programmer response: Specify the desired value again and rerun the job.

DFS1445I SC=08 EXIT=(EXNUM,EXVEC), EXVEC'S VALUE EXCEEDS 255. VALUE OF 255 USED

Explanation: The EXIT= vector parameter exceeds 255; it is set to 255.

System action: Processing continues with the next operand.

Programmer response: Specify the desired value again and rerun the job.

DFS1446I SC=08 EXIT=(EXNUM,EXVEC), EXVEC HAS NO DIGITS. VALUE OF ZERO USED

Explanation: The EXIT= vector parameter is null; it is set to zero.

System action: Processing continues with the next operand.

Programmer response: Specify the desired value, and rerun the job.

DFS1447I SC=08 COND= SPECIFICATION INVALID FOR MSG.TYPE=INPUT. SPECIFICATION IGNORED

Explanation: The COND= specification conflicts with MSG.TYPE=INPUT; COND= is ignored.

System action: Processing continues with the next operand.

Programmer response: Resolve the MSG/LPAGE conflicts, and rerun the job.

DFS1448I SC=08 PROMPT= SPECIFICATION INVALID FOR MSG.TYPE=INPUT. SPECIFICATION IGNORED

Explanation: The PROMPT= specification conflicts with MSG.TYPE=INPUT; PROMPT= is ignored.

System action: Processing continues with the next operand.

Programmer response: Resolve the MSG/LPAGE conflicts, and rerun the job.

DFS1449I SC=08 PASSWORD INVALID FOR MSG.TYPE=OUTPUT. STATEMENT TREATED AS SEG STATEMENT

Explanation: The PASSWORD statement conflicts with MSG.TYPE=OUTPUT; PASSWORD is ignored.

System action: Processing continues with the next source statement.

Programmer response: Resolve the PASSWORD/MSG conflict, and rerun the job.

DFS1450I

DFS1450I SC=08 ONLY 1ST MFLD UNDER LAST
PASSWORD STATEMENT USED
WHEN MSG.OPT=3 SPECIFIED

Explanation: For MSG/OPT=3 specification, only the first MFLD following a PASSWORD statement can be used as a password. Additional MFLD statements are ignored.

System action: Processing continues with the next operand.

Programmer response: Resolve the MSG/PASSWORD conflict, and rerun the job.

Chapter 33. DFS messages, DFS1451I - DFS1500I

This topic contains the following messages:

DFS1451I SC=08 POSITIONAL PARAMETER 1
REQUIRES DFLDNAME FOR LITERAL
WHEN MSG.TYPE=OUTPUT
SPECIFIED

Explanation: The first MFLD parameter must be the device field name (dfldname) of a literal when the MSG.TYPE=OUTPUT. The parameter is ignored.

System action: Processing continues with the next operand.

Programmer response: Supply the dfldname of the appropriate literal, and rerun the job.

DFS1452I SC=08 LTH=(*pp,mm*) INVALID FOR
MSG.TYPE=OUTPUT. *pp* VALUE
IGNORED

Explanation: The MFLD LTH=*pp* specification conflicts with the MSG.TYPE=OUTPUT; it is ignored.

System action: Processing continues with the next operand.

Programmer response: Resolve the MSG/MFLD conflict, and rerun the job.

DFS1453I SC=08 FILL= SPECIFICATION
INVALID FOR MSG.TYPE=OUTPUT.
SPECIFICATION IGNORED

Explanation: The FILL= specification conflicted with MSG.TYPE=OUTPUT; it was ignored.

System action: Processing continues with the next operand.

Programmer response: Resolve the MSG/MFLD conflict, and rerun the job.

DFS1454I SC=08 EXIT= SPECIFICATION
INVALID FOR MSG.TYPE=OUTPUT.
SPECIFICATION IGNORED

Explanation: The EXIT= specification conflicted with MSG.TYPE=OUTPUT; it was ignored.

System action: Processing continues with the next operand.

Programmer response: Resolve the MSG/MFLD conflict, and rerun the job.

DFS1455I SC=08 keyword= SPECIFICATION
INVALID FOR SCA FIELD.

SPECIFICATION IGNORED

Explanation: The SCA specification precluded ATTR= or JUST= specification on an MFLD statement. They were ignored.

System action: Processing continues with the next operand.

Programmer response: Specify the MFLD statement again, omitting the specifications not needed, and rerun the job.

DFS1456I SC=08 keyword= SPECIFICATION
INVALID FOR SYSTEM LITERAL
FIELD. SPECIFICATION IGNORED

Explanation: The system literal specification precluded ATTR= or JUST= specification on an MFLD statement. The keyword= specification was ignored.

System action: Processing continues with the next operand.

Programmer response: Specify the MFLD statement again, omitting the specifications not needed, and rerun the job.

DFS1457I SC=08 LTH= SPECIFICATION
INVALID FOR SYSTEM LITERAL
FIELD. SPECIFICATION IGNORED

Explanation: The system literal specification precluded LTH= specification on an MFLD statement; LTH= was ignored.

System action: Processing continues with the next operand.

Programmer response: Resolve the conflicts, and rerun the job.

DFS1458I SC=08 SYSTEM LITERAL FIELD
INVALID FOR MSG.TYPE=INPUT.
NULL FIELD CREATED

Explanation: The system literal specification conflicted with MSG.TYPE=INPUT; it was ignored.

System action: Processing continues with the next operand.

Programmer response: Resolve the MFLD/MSG conflict, and rerun the job.

DFS1459I SC=08 SCA FIELD INVALID FOR
MSG.TYPE=INPUT. NULL FIELD
CREATED

Explanation: The SCA specification conflicted with MSG.TYPE=INPUT; it was ignored.

System action: Processing continues with the next operand.

Programmer response: Resolve the MFLD/MSG conflict, and rerun the job.

DFS1460I SC=08 LTH= SPECIFICATION
REQUIRED. VALUE OF 1 ASSUMED

Explanation: The LTH= specification is required for this MFLD. None was specified; LTH= is set to 1.

System action: Processing continues with the next operand.

Programmer response: Specify the desired LTH=, and rerun the job.

DFS1461I SC=04 MULTIPLE TYPE= KEYWORDS
INVALID

Explanation: More than one TYPE= specification has been made on a single DIV or DEV statement; the second one is ignored.

System action: Processing continues with the next operand.

DFS1462I SC=04 MULTIPLE FEAT= KEYWORDS
INVALID

Explanation: More than one FEAT= specification has been made on a single DEV statement; the second one is ignored.

System action: Processing continues with the next operand.

Programmer response: Correct the FEAT= specification, and resubmit the job.

DFS1463I SC=04 MULTIPLE PEN= KEYWORDS
INVALID

Explanation: More than one PEN= specification has been made on a single DEV statement; the second one is ignored.

System action: Processing continues with the next operand.

Programmer response: Correct the PEN= specification, and resubmit the job.

DFS1464I SC=04 MULTIPLE PFK= KEYWORDS
INVALID

Explanation: More than one PFK= specification has been made on a single DEV statement; the second one is ignored.

System action: Processing continues with the next operand.

Programmer response: Correct the PFK= specification, and resubmit the job.

DFS1465I SC=04 MULTIPLE CARD= KEYWORDS
INVALID

Explanation: More than one CARD= specification has been made on a single DEV statement; the second one is ignored.

System action: Processing continues with the next operand.

Programmer response: Correct the CARD= specification, and resubmit the job.

DFS1466I SC=04 MULTIPLE DSCA= KEYWORDS
INVALID

Explanation: More than one DSCA= specification has been made on a single DEV statement; the second one is ignored.

System action: Processing continues with the next operand.

Programmer response: Correct the DSCA= specification, and resubmit the job.

DFS1467I SC=04 MULTIPLE MODE=
KEYWORDS INVALID

Explanation: More than one MODE= specification has been made on a single DEV statement; the second one is ignored.

System action: Processing continues with the next operand.

Programmer response: Correct the MODE= specification, and resubmit the job.

DFS1468I SC=04 MULTIPLE FTAB= KEYWORDS
INVALID

Explanation: More than one FTAB= specification has been made on a single DEV statement; the second one is ignored.

System action: Processing continues with the next operand.

Programmer response: Correct the FTAB= specification, and resubmit the job.

DFS1469I SC=04 MULTIPLE LDEL= KEYWORDS INVALID

Explanation: More than one LDEL= specification has been made on a single DEV statement; the second one is ignored.

System action: Processing continues with the next operand.

Programmer response: Correct the LDEL= specification, and resubmit the job.

DFS1470I SC=04 MULTIPLE PAGE= KEYWORDS INVALID

Explanation: More than one PAGE= specification was made on a single DEV statement; the second one was ignored.

System action: Processing continues with the next operand.

Programmer response: Correct the PAGE= specification, and resubmit the job.

DFS1471I SC=04 MULTIPLE FORMS= KEYWORDS INVALID

Explanation: More than one FORMS= specification has been made on a single DEV statement; the second one is ignored.

System action: Processing continues with the next operand.

Programmer response: Correct the FORMS= specification, and resubmit the job.

DFS1472I SC=04 MULTIPLE SYSMMSG= KEYWORDS INVALID

Explanation: More than one SYSMMSG= specification was made on a single DEV statement; the second one was ignored.

System action: Processing continues with the next operand.

Programmer response: Correct the SYSMMSG= specification, and resubmit the job.

DFS1473I SC=08 TYPE=OUTPUT INVALID FOR DEV TYPE=3600

Explanation: 3600 device types are for input only.

System action: Processing continues with the next source item.

Programmer response: Correct DIV or DEV to reflect the appropriate results, and rerun the job.

DFS1474I SC=08 TYPE=INOUT INVALID FOR SPECIFIED DEVICE TYPE

Explanation: Only 3270s are INOUT device types.

System action: Processing continues with the next operand.

Programmer response: Correct DIV or DEV, and rerun the job.

DFS1475I SC=08 TYPE=INPUT INVALID FOR SPECIFIED DEVICE TYPE

Explanation: 36XX are output only device types.

System action: Processing continues with the next operand.

Programmer response: Correct DIV or DEV, and rerun the job.

DFS1476I SC=04 MBRNAME EXCEEDS 8 CHARACTERS. TRUNCATED TO 8 CHARACTERS

Explanation: The COPY member name exceeded 8 characters, which is not allowable; it was truncated.

System action: Processing continues with the next source statement.

Programmer response: Correct the member name, if necessary, and rerun the job.

DFS1477I SC=08 MBRNAME CONTAINS NO CHARACTERS. STATEMENT IGNORED

Explanation: No member name was specified in a COPY statement.

System action: Processing continues with the next source statement.

Programmer response: Correct the COPY statement, and rerun the job.

DFS1478I SC=08 RECURSIVE NESTED COPY OPERATIONS INVALID

Explanation: A COPY for a member, currently part of a nested copy, was invalid.

System action: Processing continues; the COPY statement is ignored.

Programmer response: Ensure that the members to be copied do not refer to members in a previously copied library. Correct the error, and rerun the job.

DFS1479I SC=08 MBRNAME REQUESTED NOT PRESENT IN SYSLIB

Explanation: No member by this name was found in the SYSLIB currently pointed to.

System action: Processing continues with the next statement.

Programmer response: Specify the member name or PDS in the SYSLIB DD statement again and rerun the job.

DFS1480I SC=12 PERMANENT I/O ERROR IN SYSLIB DIRECTORY

Explanation: A permanent error condition was encountered on SYSLIB PDS directory.

System action: Processing continues with the next statement.

Programmer response: Re-create the SYSLIB PDS directory, and rerun the job.

DFS1481I SC=12 SYSLIB DCB NOT OPENED. COPY IGNORED

Explanation: No SYSLIB was specified; the COPY is ignored.

System action: Processing continues with the next source statement.

Programmer response: Specify a SYSLIB or remove the COPY, and rerun the job.

DFS1482I SC=08 SOR=DPAGENAME REQUIRED

Explanation: No SOR= specification was given for this LPAGE; SOR= was ignored.

System action: Processing continues with the next operand.

Programmer response: Specify SOR= DPAGE, and rerun the job.

DFS1483I SC=08 DO LINE INCREMENT EXCEEDS 2 DIGITS. LAST 2 DIGITS USED

Explanation: The DO line increment parameter exceeded 2 digits; the last 2 digits were used.

System action: Processing continues with the next operand.

Programmer response: Specify DO again using the appropriate line increment, and rerun the job.

DFS1484I SC=08 DO LINE INCREMENT CONTAINS NO DIGITS. VALUE OF 1 USED

Explanation: The DO line increment parameter was null; one was assumed.

System action: Processing continues with the next operand.

Programmer response: Specify DO again using the appropriate line increment, and rerun the job.

DFS1485I SC=08 DO COLUMN INCREMENT EXCEEDS 3 DIGITS. LAST 3 DIGITS USED

Explanation: The DO column increment parameter exceeded 3 digits; the last 3 digits were used.

System action: Processing continues with the next operand.

Programmer response: Specify DO again, using the column increment you want, and rerun the job.

DFS1486I SC=08 DO COLUMN INCREMENT CONTAINS NO DIGITS. 'MAX' USED

Explanation: The DO column increment parameter was null; MAX was assumed.

System action: Processing continues with the next operand.

Programmer response: Specify DO again, using the column increment you want, and rerun the job.

DFS1487I SC=04 NUMBER OF USER DEFINED FTAB CHARACTERS EXCEEDS MAXIMUM FOR SPECIFIED DEVICE TYPE

Explanation: The sum of the user-defined and predefined FTAB characters was greater than the maximum allowed; it must be 8. Predefined FTAB characters for device type are as follows:
274X=HT,NL,LF; SCS1=HT,NL,LF,VT;
SCS2=HT,NL,LF,VT,CR

System action: The user-defined FTAB character string is truncated. Processing continues with the next operand.

Programmer response: Specify the appropriate FTAB literal, within the restriction, and rerun the job.

DFS1488I SC=04 FTAB='LITERAL', LITERAL HAS NO CHARACTERS. DEFAULT FTABS USED FOR APPLICABLE DEVICES

Explanation: The FTAB literal specification was null. If predefined FTAB characters are defined for a device, they are used.

System action: Processing continues with the next operand.

Programmer response: Supply the appropriate FTAB= literal, and rerun the job.

DFS1489I SC=04 MEMBER=mmmmmmmmmm NOT WRITTEN DUE TO SEVERITY CODE=ss

Explanation: The member *mmmmmmmmmm* was not written to the REFERAL library because the highest severity code for the member was equal to or greater than the value specified in the EXEC parameter STOPRC. Preceding messages indicate errors and their respective severity codes for the member.

System action: Processing continues with the next source statement.

Programmer response: Correct the errors indicated, and rerun the job.

DFS1490I SC=08 SOR=, DPAGE NAME LIST INVALID FOR MSG.TYPE=OUTPUT. FIRST NAME USED

Explanation: The SOR= specification conflicted with MSG.TYPE=OUTPUT; it was ignored.

System action: Processing continues with the next operand.

Programmer response: Resolve the MSG/LPAGE conflicts, and rerun the job.

DFS1491I SC=04 LINECNT=mmn, nnn EXCEEDS 3 DIGITS. LAST 3 DIGITS USED

Explanation: The LINECNT= parameter exceeded 999. The last 3 digits were used as LINECNT.

System action: Processing continues with next PARM field.

Programmer response: Correct the LINECNT= parameter on the PARM statement, and rerun the job.

DFS1492I SC=04 LINECNT=mmn, nnn HAS NO DIGITS. VALUE OF 55 USED

Explanation: The LINECNT= parameter was not numeric; lines per page was set to 55.

System action: Processing continues with the next PARM field.

Programmer response: Correct the LINECNT= parameter on the PARM statement, and rerun the job.

DFS1493I SC=04 LINECNT=mmn, nnn IS LESS THAN 25. VALUE OF 55 USED

Explanation: The LINECNT= parameter was less than 25; lines per page was set to 55.

System action: Processing continues with the next PARM field.

Programmer response: Correct the LINECNT= parameter on the PARM statement, and rerun the job.

DFS1494I SC=04 STOPRC=mmn, nnn EXCEEDS 3 DIGITS. LAST 3 DIGITS USED

Explanation: The STOPRC parameter exceeded 999; the last 3 digits were used as STOPRC.

System action: Processing continues with next PARM field.

Programmer response: Correct the STOPRC= parameter on the PARM statement, and rerun the job.

DFS1495I SC=04 STOPRC=mmn, nnn HAS NO DIGITS. VALUE OF 8 USED

Explanation: The STOPRC= parameter was not numeric; STOPRC was set to 8.

System action: Processing continues with next PARM field.

Programmer response: Correct the STOPRC= parameter, and rerun the job.

DFS1496I SC=04 MULTIPLE CURSOR= KEYWORDS INVALID

Explanation: Only one CURSOR= specification is allowed on a single DPAGE statement; the second specification was ignored.

Programmer response: Correct the specification, and rerun the job.

DFS1497I SC=04 MULTIPLE SELECT= KEYWORDS INVALID

Explanation: Only one SELECT= specification is allowed on a single DPAGE statement; the second specification was ignored.

Programmer response: Correct the specification, and rerun the job.

DFS1498I SC=04 MULTIPLE ORIGIN= KEYWORDS INVALID

Explanation: Only one ORIGIN= specification is allowed on a single DPAGE statement; the second specification was ignored.

Programmer response: Correct the specification, and rerun the job.

DFS1499I • DFS1500I

DFS1499I SC=04 MULTIPLE MULT= KEYWORDS
INVALID

Explanation: Only one MULT= specification is allowed on a single DPAGE statement; the second specification was ignored.

Programmer response: Correct the specification, and rerun the job.

DFS1500I SC=08 PDB STATEMENT NAME
REQUIRES A LABEL

Explanation: A label is required for each Partition Descriptor Block (PDB) statement. The DEV statement references the PDB statement by this label.

System action: A return code of 8 is set, and processing of the PDB statement continues.

Programmer response: Provide a label for the PDB statement.

Severity: 8

Chapter 34. DFS messages, DFS1501I - DFS1550I

This topic contains the following messages:

DFS1501I SC=08 PDB STATEMENT NAME
EXCEEDS 8 CHARACTERS

Explanation: The label on the Partition Descriptor Block (PDB) statement exceeded 8 characters.

System action: A return code of 8 is set, and processing of the PDB statement continues.

Programmer response: Provide a valid label for the PDB statement.

Severity: 8

DFS1502I SC=12 NO PD STATEMENTS
SPECIFIED

Explanation: Each Partition Descriptor Block (PDB) statement must be followed by at least one Partition Descriptor (PD) statement.

System action: A return code of 12 is set, and PDB definition continues.

Programmer response: Define at least one PD statement before the PDBEND statement.

Severity: 12

DFS1503I SC=08 PDBEND STATEMENT HAS
BEEN ASSUMED

Explanation: A PDBEND statement, which must terminate a Partition Descriptor Block (PDB) statement, was not found; one has been assumed.

System action: Processing continues with the next source item.

Programmer response: Provide a PDBEND statement to terminate the PDB.

Severity: 8

DFS1504 SC=12 KEYWORD 'LUSIZE=' IS
REQUIRED ON THE PDB STATEMENT
BUT WAS NOT SPECIFIED

Explanation: The required LUSIZE keyword was not present on the Partition Descriptor Block (PDB) statement. The LUSIZE keyword indicates the screen size to be used for validation of the view ports.

System action: A return code of 12 is set, and processing of the PDB statement continues.

Programmer response: Specify a LUSIZE keyword on the PDB statement.

Severity: 12

DFS1505I SC=04 PD NAME SPECIFIED ON
SYSMSG= TOO LONG, IS
TRUNCATED TO 8 CHARACTERS

Explanation: The Partition Descriptor (PD) name specified for the SYSMSG keyword on a Partition Descriptor Block (PDB) statement exceeded 8 characters; the first 8 characters were used.

System action: A return code of 4 is set, and processing of the PDB statement continues.

Programmer response: Provide a valid PD name for the SYSMSG keyword on the PDB statement.

Problem determination: 2, 8, 16

Severity: 4

Related information:

Chapter 2, "IMS problem determination," on page 13

DFS1506I SC=08 SYSMSG= KEYWORD DOES
NOT SPECIFY A NAME

Explanation: The SYSMSG keyword was present on the Partition Descriptor Block (PDB) statement, but was not followed by a required Partition Descriptor (PD) name.

System action: A return code of 8 is set, and processing of the PDB statement continues.

Programmer response: Provide a valid PD name for the SYSMSG keyword.

Severity: 8

DFS1507I SC=04 PDB NAME SPECIFIED ON
PDB= IS TOO LONG, 1ST 8
CHARACTERS USED

Explanation: The Partition Descriptor Block (PDB) name in the PDB keyword on the DEV statement exceeded 8 characters; the first 8 characters were used.

System action: A return code of 4 is set, and processing continues on this definition.

Programmer response: Correct the name specified in the PDB operand.

Problem determination: 2, 8, 16

Severity: 4

Related information:

DFS1508I • DFS1515I

Chapter 2, "IMS problem determination," on page 13

DFS1508I SC=08 PDB= NAME HAS NO CHARACTERS

Explanation: The name of a Partition Descriptor Block (PDB) is required for the PDB keyword on the DEV statement, but a name was not specified.

System action: A return code of 8 is set, and processing continues with the next definition.

Programmer response: Provide a name in the PDB keyword on the DEV statement.

Problem determination: 2, 8, 16

Severity: 8

Related information:

Chapter 2, "IMS problem determination," on page 13

DFS1509W PSB/DBD *name* DELETE NOT ALLOWED

Explanation: One of the catalog PSB or DBD resources (DFSCP000, DFSCD000, and DFSCX000) does not exist in the staging ACBLIB. The catalog resources cannot be deleted from the IMS online system while the catalog is enabled.

System action: The online change prepare phase is canceled.

System programmer response: Perform an ACBGEN with BUILD PSB=DFSCP000 to the staging ACBLIB. Then, reissue the /MODIFY PREPARE ACBLIB command or INITIATE OLC PHASE(PREPARE) command.

DFS1510I SC=08 VALUE IN LUSIZE= TOO LONG, IS TRUNCATED TO 4 DIGITS

Explanation: The LUSIZE value on the Partition Descriptor Block (PDB) statement exceeded 4 digits; the value was truncated to 4 digits.

System action: A return code of 4 is set, and processing of the PDB statement continues.

Programmer response: Provide a valid LUSIZE value on the PDB statement.

Severity: 4

DFS1511I SC=08 NO VALUE WAS SPECIFIED IN LUSIZE= ON PDB STATEMENT FOR WIDTH AND/OR DEPTH OF DISPLAY

Explanation: The set of values specified for the LUSIZE keyword on the Partition Descriptor Block (PDB) statement to describe the size of the display screen was not valid or was missing.

System action: A return code of 8 is set, and processing of the (PDB) statement continues.

Programmer response: Provide a valid set of values for the LUSIZE keyword.

Severity: 8

DFS1512E AN ALIAS CATALOG DATABASE NAME *dbname* IS CODED IN THE PSB INSTEAD OF ITS STANDARD NAME

Explanation: The ACB generation process encountered an error because an alias name was used for the catalog database or secondary index in the PSB. IMS automatically performs alias translation for PCBs, so alias names are not allowed.

System action: The BUILD PSB job for this PSB fails.

System programmer response: Use the prefix DFSC for the catalog database name and secondary index name in your PCB.

DFS1513I SC=12 PD STATEMENT NAME REQUIRES A LABEL

Explanation: Each Partition Descriptor (PD) statement requires a label, but no label was found. The PD keyword on the DPAGE statement references the PD statement by this label.

System action: A label is generated for this PD statement, and processing of the PD statement continues. If more errors are found, the generated label is used to reference the PD statement.

Programmer response: Provide a label for the PD statement.

Problem determination: 2, 8, 16

Severity: 12

Related information:

Chapter 2, "IMS problem determination," on page 13

DFS1514I SC=04 PD STATEMENT NAME IS TOO LONG, AND HAS BEEN TRUNCATED TO 8 DIGITS

Explanation: The label on the Partition Descriptor (PD) statement exceeded 8 characters; the first 8 characters were used.

System action: A return code of 4 is set, and processing of the PD statement continues.

Programmer response: Provide a valid label for the PD statement.

Severity: 4

DFS1515I SC=12 KEYWORD 'PID=' IS REQUIRED ON THE PD STATEMENT BUT WAS NOT SPECIFIED.

Explanation: The required PID keyword, which identifies the partition, was not specified on the

Partition Descriptor (PD) statement.

System action: A return code of 12 is set, and processing of the PD statement continues.

Programmer response: Provide a PID keyword on the PD statement.

Severity: 12

DFS1516I SC=12 KEYWORD 'VIEWPORT=' IS REQUIRED ON THE PD STATEMENT BUT WAS NOT SPECIFIED

Explanation: The VIEWPORT keyword is required on each Partition Descriptor (PD) statement, but was not specified. The VIEWPORT keyword indicates viewport size.

System action: A return code of 12 is set, and processing of the PD statement continues.

Programmer response: Provide a VIEWPORT keyword on the PD statement.

Severity: 12

DFS1517I SC=12 KEYWORD 'VIEWLOC=' IS REQUIRED ON THE PD STATEMENT BUT WAS NOT SPECIFIED.

Explanation: The VIEWLOC keyword is required on each Partition Descriptor (PD) statement, but was not specified. The VIEWLOC keyword indicates the viewport location on the screen.

System action: A return code of 12 is set, and processing of the PD statement continues.

Programmer response: Provide a VIEWLOC keyword on the PD statement.

Severity: 12

DFS1518I SC=04 PDNAME SPECIFIED ON PD= IS TOO LONG, 1ST 8 CHARACTERS USED

Explanation: The Partition Descriptor (PD) name specified for the PD keyword on the DPAGE statement exceeded 8 characters; the first 8 characters were used.

System action: A return code of 4 is set and processing of the DPAGE statement continues.

Programmer response: Provide a valid PD name for the PD keyword on the DPAGE statement.

Severity: 4

DFS1519I SC=08 PD= NAME HAS NO CHARACTERS

Explanation: A PD keyword was found on the DPAGE statement, but no Partition Descriptor (PD) name was specified.

System action: A return code of 8 is set, and processing of the DPAGE statement continues.

Programmer response: Provide a valid PD name for the PD keyword on the DPAGE statement.

Severity: 8

DFS1520I SC=04 PDNAME SPECIFIED ON ACTVPID= TOO LONG, 1ST 8 CHARACTERS USED

Explanation: The Partition Descriptor (PD) name specified for the ACTVPID keyword on the DPAGE statement exceeded 8 characters; the first 8 characters were used.

System action: A return code of 4 is set, and processing of the DPAGE statement continues.

Programmer response: Provide a valid PD name for the PD keyword on the DPAGE statement.

Severity: 4

DFS1521I SC=08 ACTVPID= NAME HAS NO CHARACTERS

Explanation: An ACTVPID keyword was found on the DPAGE statement, but no name was specified.

System action: A return code of 8 is set, and processing of the DPAGE statement continues.

Programmer response: Provide a valid name for the ACTVPID keyword on the DPAGE statement.

Severity: 8

DFS1522I SC=08 DUPLICATE PID NUMBERS SPECIFIED ON TWO OR MORE PD STATEMENTS WITHIN A PDB DEFINITION

Explanation: A Partition Descriptor (PD) statement has a PID number that was specified on a previous PD statement within this Partition Descriptor Block (PDB) definition.

System action: A return code of 8 is set, and processing of the PD statement continues.

Programmer response: Provide unique PID numbers for each PD statement within a PDB definition.

Severity: 8

DFS1523I SC=08 PRESENTATION SPACE VALUE EXCEEDED, TRUNCATED TO 5 DIGITS

Explanation: The values specified on the PRESPEC keyword of the Partition Descriptor (PD) statement exceeded 5 digits; the first 5 digits were used.

System action: A return code of 8 is set, and

DFS1524I • DFS1531I

processing of the PD statement continues.

Programmer response: Provide valid PRESPEC values on the PD statement.

Severity: 8

DFS1524I SC=08 NULL PRESENTATION SPACE VALUE IGNORED

Explanation: The PRESPEC keyword was found on a Partition Descriptor (PD) statement, but no presentation values were specified.

System action: A return code of 8 is set, and processing of the PD statement continues.

Programmer response: Provide valid values for the PRESPEC keyword, or omit the PRESPEC keyword, using the default for the VIEWPORT values.

Severity: 8

DFS1525I SC=08 VIEWPORT ROWS VALUE EXCEEDED, TRUNCATED TO 5 DIGITS

Explanation: The VIEWPORT rows value on a Partition Descriptor (PD) statement exceeds 5 digits; the first 5 digits are used.

System action: A return code of 8 is set, and processing of the PD statement continues.

Programmer response: Provide a valid value for the VIEWPORT keyword on the PD statement.

Severity: 8

DFS1526I SC=08 VIEWPORT ROWS NULL VALUE IGNORED

Explanation: No rows value was specified for the VIEWPORT keyword on the Partition Descriptor (PD) statement.

System action: A return code of 8 is set, and processing of the PD statement continues.

Programmer response: Provide a valid rows value for the VIEWPORT keyword on the PD statement.

Severity: 8

DFS1527I SC=08 PID VALUE EXCEEDED, TRUNCATED TO 2 DIGITS

Explanation: The value specified for the PID keyword on the Partition Descriptor (PD) statement exceeds 2 digits; the first 2 digits are used.

System action: A return code of 8 is set, and processing of the PD statement continues.

Programmer response: Provide a valid value for the PID keyword.

Severity: 8

DFS1528I SC=08 VIEWPORT ROWS VALUE IS ZERO

Explanation: The rows value on the VIEWPORT keyword on a Partition Descriptor (PD) statement must be greater than zero.

System action: A return code of 8 is set, and processing of the PD statement continues.

Programmer response: Provide a valid rows value for the VIEWPORT keyword.

Severity: 8

DFS1529I SC=08 VIEWPORT COLS VALUE EXCEEDED, TRUNCATED TO 5 DIGITS

Explanation: The COLS value specified for the VIEWPORT keyword on a Partition Descriptor (PD) statement exceeded 5 digits; the first 5 digits were used.

System action: A return code of 8 is set, and processing of the PD statement continues.

Programmer response: Provide a valid COLS value for the VIEWPORT keyword on the PD statement.

Severity: 8

DFS1530I SC=08 VIEWPORT COLS NULL VALUE IS INVALID.

Explanation: No value for COLS was specified for the VIEWPORT keyword on a Partition Descriptor (PD) statement.

System action: A return code of 8 is set, and processing of the PD statement continues.

Programmer response: Provide a valid COLS value for the VIEWPORT keyword on the PD statement.

Problem determination: 2, 8, 16

Severity: 8

Related information:

Chapter 2, "IMS problem determination," on page 13

DFS1531I SC=08 PID NULL VALUE IS INVALID

Explanation: No value was specified for the PID keyword on the Partition Descriptor (PD) statement.

System action: A return code of 8 is set, and processing of the PD statement continues.

Programmer response: Provide a value 0 - 15 for the PID keyword on the PD statement.

Severity: 8

DFS1532I SC=08 VIEWPORT COLS VALUE IS ZERO

Explanation: The value for COLS on the VIEWPORT keyword on a Partition Descriptor (PD) statement must be greater than zero.

System action: A return code of 8 is set, and processing of the PD statement continues.

Programmer response: Provide a valid COLS value for the VIEWPORT keyword on the PD statement.

Severity: 8

DFS1533I SC=08 VIEWLOC ROWS= VALUE EXCEEDED, TRUNCATED TO 5 DIGITS

Explanation: The number of rows specified for the VIEWLOC keyword on the Partition Descriptor (PD) statement exceeded 5 digits; the first 5 digits were used.

System action: A return code of 8 is set, and processing of the PD statement continues.

Programmer response: Provide a valid rows value for the VIEWLOC keyword on the PD statement.

Severity: 8

DFS1534I SC=08 VIEWLOC ROWS NULL VALUE IS INVALID

Explanation: No rows value was specified for the VIEWLOC keyword on the Partition Descriptor (PD) statement.

System action: A return code of 8 is set, and processing of the PD statement continues.

Programmer response: Provide a valid rows value for the location of the viewport before this PD statement can be accepted.

Severity: 8

DFS1535I SC=08 SCROLLI= ROWS VALUE IS GREATER THAN THE NUMBER OF ROWS IN THE PRESENTATION SPACE

Explanation: The Partition Descriptor (PD) statement SCROLLI value was greater than the number of rows in the presentation space. The scroll attempted to extend beyond the presentation space.

System action: A return code of 8 is set, and processing continues with the next definition.

Programmer response: Provide a valid SCROLLI value on the PD statement.

Problem determination: 2, 8, 16

Severity: 8

Related information:

Chapter 2, "IMS problem determination," on page 13

DFS1536I SC=08 VIEWLOC COLS= VALUE EXCEEDED, TRUNCATED TO 5 DIGITS

Explanation: The COLS value specified for the VIEWLOC keyword on the Partition Descriptor (PD) statement exceeded 5 digits; the first 5 digits were used.

System action: A return code of 8 is set, and processing of the PD statement continues.

Programmer response: Supply a valid COLS value for the VIEWLOC keyword on the PD statement.

Severity: 8

DFS1537I SC=08 VIEWLOC COLS NULL VALUE IGNORED

Explanation: No value for COLS was specified for the VIEWLOC keyword on the Partition Descriptor (PD) statement.

System action: A return code of 8 is set, and processing of the PD statement continues.

Programmer response: Provide a valid COLS value on the VIEWPORT keyword for the location of the viewport.

Severity: 8

DFS1538I SC=04 PRESENTATION SPACE WAS SPECIFIED WITH FEWER ROWS THAN THE VIEWPORT - HAS BEEN RESET TO THE VIEWPORT SIZE.

Explanation: The PRESPEC rows value on the Partition Descriptor (PD) statement must not be smaller than the VIEWPORT rows value.

System action: The PRESPEC rows value defaults to the VIEWPORT rows value. A return code of 4 is set, and processing continues with the next definition.

Programmer response: Provide a valid PRESPEC rows value on the PD statement, or accept the default.

Problem determination: 2, 8, 16

Severity: 4

Related information:

Chapter 2, "IMS problem determination," on page 13

DFS1539I SC=08 INVALID PID NUMBER SPECIFIED, MUST BE FROM 0 TO 15

Explanation: The number specified for the PID keyword on the Partition Descriptor (PD) statement was invalid.

DFS1540I • DFS1546I

System action: A return code of 8 is set, and processing of the PD statement continues.

Programmer response: Provide a value 0 - 15 for the PID keyword on the PD statement.

Severity: 8

DFS1540I SC=08 WINDOWOF ROWS VALUE EXCEEDED, TRUNCATED TO 5 DIGITS

Explanation: The value specified for the WINDOWOF keyword on the Partition Descriptor (PD) statement exceeded 5 digits; the first 5 digits were used.

System action: A return code of 8 is set, and processing of the PD statement continues.

Programmer response: Provide a valid value for the WINDOWOF keyword on the PD statement.

Severity: 8

DFS1541I SC=04 WINDOWOF= KEYWORD HAS NO VALUE SPECIFIED

Explanation: No value was provided for the WINDOWOF keyword on the Partition Descriptor (PD) statement. A value of zero was assumed

System action: The hardware provides a default. A return code of 4 is set, and processing of the PD statement continues.

Programmer response: Provide a value for the WINDOWOF keyword.

Severity: 4

DFS1542I SC=12 THE CELLSIZE WIDTH OR HEIGHT WAS SPECIFIED AS ZERO, BUT NOT BOTH. THIS COMBINATION IS INVALID. BOTH SET TO ZERO.

Explanation: If either the CELLSIZE width or the CELLSIZE height was specified as zero, then both must be specified as zero. Otherwise, both the CELLSIZE width and height default to zero.

System action: A return code of 12 is set, and processing of the Partition Descriptor (PD) statement continues.

Programmer response: Specify the values, or zero, for the CELLSIZE width and height.

Severity: 12

DFS1543I SC=08 CELLSIZE HORIZONTAL VALUE EXCEEDED

Explanation: The horizontal (character width) value specified for the CELLSIZE keyword of the Partition Descriptor (PD) statement exceeded the maximum

allowable value of 12. If you specified more than two digits, only the first two digits were used.

System action: A return code of 8 is set, and processing of the PD statement continues.

Programmer response: Provide a valid horizontal (character width) value for the CELLSIZE keyword on the PD statement.

Severity: 8

DFS1544I SC=04 CELLSIZE WIDTH NULL VALUE, A DEFAULT IS SET

Explanation: No horizontal (character width) value was specified for the CELLSIZE keyword on the Partition Descriptor (PD) statement; the value defaults to 6 pels.

System action: A return code of 4 is set, and processing of the PD statement continues.

Programmer response: Provide a horizontal (character width) value for the CELLSIZE keyword on the PD statement.

Severity: 4

DFS1545I SC=08 CELLSIZE VERTICAL SIZE EXCEEDED, TRUNCATED TO 2 DIGITS

Explanation: The vertical (height) value specified for the CELLSIZE keyword on the Partition Descriptor (PD) statement Exceeded 2 digits; the first 2 digits were used.

System action: A return code of 8 is set, and processing of the PD statement continues.

Programmer response: Provide a valid vertical (height) value for the CELLSIZE keyword on the PD statement.

Severity: 8

DFS1546I SC=04 CELLSIZE VERTICAL SIZE NULL VALUE, A DEFAULT IS SET

Explanation: No vertical (height) value was specified for the CELLSIZE keyword on the Partition Descriptor (PD) statement; the value defaulted to 12 pels.

System action: A return code of 4 is set, and processing of the PD statement continues.

Programmer response: Provide a vertical (height) value for the CELLSIZE keyword on the PD statement.

Severity: 4

DFS1547I SC=08 SCROLLI ROWS VALUE EXCEEDED, TRUNCATED TO 5 DIGITS

Explanation: The value specified on the SCROLLI keyword of the Partition Descriptor (PD) statement exceeded 5 digits; the first 5 digits were used.

System action: A return code of 8 is set, and processing of the PD statement continues.

Programmer response: Provide a valid number for the SCROLLI keyword on the PD statement.

Severity: 8

DFS1548I SC=04 SCROLLI ROWS NULL VALUE IS IGNORED

Explanation: No rows value was specified for the SCROLLI keyword on the Partition Descriptor (PD) statement.

System action: A value of zero is set, which causes the hardware to provide a default. A return code of 4 is set, and processing of the PD statement continues.

Programmer response: Provide a rows value for the SCROLLI keyword on the PD statement.

Severity: 4

DFS1549I SC=04 THE OFFSET + THE DEPTH OF THE WINDOW FOR PD STATEMENT (*pdname*) DOES NOT FIT WITHIN THE PARTITION. OFFSET SET TO 00.

Explanation: The WINDOWOF value, added to the VIEWPORT rows value on the Partition Descriptor (PD) statement, was greater than the number of rows in the presentation space. The viewport window would extend beyond the presentation space.

System action: A return code of 8 is set, and processing of the PD statement continues.

Programmer response: Provide a valid value for the WINDOWOF keyword on the PD statement. The value must be from 0 to the total number of rows in the presentation space.

Problem determination: 2, 8, 16

Severity: 4

Related information:

Chapter 2, "IMS problem determination," on page 13

DFS1550I SC=04 PRESENTATION SPACE WIDTH IS NOT EQUAL TO THE VIEWPORT WIDTH. PRESENTATION SPACE WIDTH IS RESET TO THE VIEWPORT WIDTH.

Explanation: An invalid value for the presentation space width was encountered. If a value is specified, it

must be equal to the viewport width.

System action: A return code of 4 is set, and processing continues with the next definition.

Programmer response: Provide a valid specification for the presentation space width on the Partition Descriptor (PD) statement or accept the default.

Problem determination: 2, 8, 16

Severity: 4

Related information:

Chapter 2, "IMS problem determination," on page 13

Chapter 35. DFS messages, DFS1551I - DFS1600I

This topic contains the following messages:

DFS1551I SC=08 MORE THAN 16 PARTITIONS HAVE BEEN SPECIFIED FOR PDB (*pdname*). ONLY 16 PD STATEMENTS ARE ALLOWED WITHIN A PDB.

Explanation: The number of Partition Descriptor (PD) statements within a Partition Descriptor Block (PDB) must not exceed 16.

System action: A return code of 8 is set and processing continues with the next definition.

Programmer response: Ensure that no more than 16 PD statements are defined for each PDB statement.

Problem determination: 2, 8, 16

Severity: 8

Related information:

Chapter 2, "IMS problem determination," on page 13


DFS1552A MADS I/O TIMING STRUCTURE ALLOCATION FAILURE, RC=*rrrr*, RSN=*ssss*

Explanation: IMS was not able to allocate a structure for long busy toleration in the coupling facility at startup. For an explanation of the return codes, *rrrr* and *ssss*, see IXLCONN return and reason codes information.

System action: IMS terminates abnormally.

Programmer response: Correct the problem and restart IMS. If MADS I/O timing function is not required, delete the MADSIOT specification from the DFSVSM*xx* PROCLIB member and restart IMS.

Related reference:

 z/OS: IXLCONN return and reason codes

DFS1553I MADS I/O TIMING INITIATED FOR AREA *areaname* DDN=*ddname*

Explanation: An ADS was treated as a MADS I/O timing condition. A physical read or write was inhibited by IMS. In the message text:

areaname

The name of the area that the long busy ADS belongs to.

ddname The data description name of the long busy ADS that is registered in the RECON data set.

System action: IMS stops this ADS internally.

Programmer response: After the MADS I/O timing

condition ends, run the Create utility to create a new ADS.

DFS1554E MADS I/O TIMING INITIATION FAILED FOR AREA *areaname* DDN=*ddname* RC=*xx*

Explanation: IMS detected a MADS I/O timing condition on this ADS but failed to initiate MADS I/O Timing. The reason code, as specified by *xx*, indicates the cause of the failure.

In the message text:

areaname

The name of the area that the long busy ADS belongs to.

ddname The data description name of the long busy ADS that is registered in the RECON data set.

xx The reason code that specifies the cause of the failure. The reason code can be one of the following:

Code	Meaning
------	---------

01	The AREA already has a MADS I/O timing ADS.
----	---

02	An error occurred during the second CI update.
----	--

03	This IMS is connected to the different list structure.
----	--

System action: IMS stops this ADS internally.

System programmer response: After the MADS I/O timing condition ends, run the create utility to make a new ADS.

Module: DBFMLBIO

DFS1555E MADS I/O TIMING PROCESSING ERROR FOR AREA *areaname* DDN=*ddname* RC=*xx*

Explanation: IMS detected an error during MADS I/O timing. The reason code indicates the cause of the failure. In the message text:

areaname

The name of the area that the long busy ADS belongs to.

ddname The data description name of the long busy ADS that is registered in the RECON data set.

xx Indicates one of the following reasons:

Reason code (hex)	Meaning
-------------------	---------

01	The number of updated CIs in this
----	-----------------------------------

- 02 AREA exceeded 1000, or the MADSIOT structure entry reached the limit of 1000.
- 03 The allowable number of AREA exceeded 63.
- 04 The MADS I/O timing did not terminate within 60 seconds.
- 05 A MADS I/O timing condition was detected during recovery.
- 06 A read error occurred during recovery.
- 07 A write error occurred during recovery.
- 08 A lock failure occurred during recovery.
- 09 A logical error occurred during recovery.
- 0A Shutdown was initiated during MADS I/O timing.
- 0B A read error was detected on the MADS I/O timing ADS.
- 0C The MADS I/O timing owner was not found in the structure.
- 0D The DMHR buffer was not obtained for recovery.
- 0E ADS was stopped by data sharer at the beginning of recovery.
- 0F DBRC returned a nonzero return code. DBRC might not have marked ADS as stopped.
- 11 IRLM returned a nonzero return code. The ADS stop request was not sent to data sharers.
- 13 A deferred second CI refresh failed due to a second CI error.
- 14 The dummy read received a long busy error. ADS closes.
- 15 Long busy recovery received a long busy error or the second CI I/O received a long busy error. ADS closes.

System action: IMS stops this ADS internally.

Programmer response: Correct the problem and run the Create utility to make a new ADS.

DFS1556E MADS I/O TIMING ISLLIST REQUEST FAILED FOR AREA *areaname* RC=*rrrr* RSN=*ssss*

Explanation: An error occurred when IMS attempted handling the long busy structure.

areaname is the name of the area that the long busy ADS belongs to. For descriptions of the event codes and *rrrr*, see the IXLLIST return and reason codes information. The first two bytes of the reason code, *rrrr*, are can be one of the following codes:

X'1001' Request (WRITE) long busy owner if return code is greater than 8.

- X'1002'** Request (WRITE) long busy entry if return code is equal to X'C' (DBFMLBIO CF_UPDT).
- X'1003'** Request (WRITE) long busy entry if return code is greater than X'C' (DBFMLBIO CF_UPDT).
- X'1004'** Request (WRITE) new owner ID if reason code is not equal to 0 or IXLRSNCOESTATUSUNKNOWN (DBFMLBIO LONG_BUSY_TKO).
- X'1005'** Multiple entry case; request (WRITE) new owner ID if reason code is not equal to 0 or IXLRSNCOESTATUSUNKNOWN (DBFMLBIO LONG_BUSY_TKO).
- X'3001'** Locking first list header; non-zero return code (DBFMLBR0 RECOVERY_PHASE1).
- X'3002'** Resetting lock on first list header; non-zero return code (DBFMLBR0 RECOVERY_PHASE1).
- X'3003'** A DELETE_LIST request received a non-zero return code. DELETE or DELETE_ENTRYLIST is retried when RSN=IXLRSNTIMEOUT (DBFMLBR0 RECOVERY_PHASE3).
- X'3004'** A request to delete owner entry received a non-zero return code (DBFMLBR0 RECOVERY_PHASE3).
- X'3005'** A READ_LIST request received a non-zero return code. The request is retried when RSN=IXLRSNTIMEOUT (DBFMLBR0 RECOVERY_PHASE3).

For X'1nnn' reason codes, this message is issued by DBFMLBIO; for X'3nnn' reason codes, it is issued by DBFMLBR0.

System action: IMS stops this ADS internally during IMS MADS I/O timing.

Programmer response: If the ADS stopped, run the Create utility to make a new ADS.

Module: DBFMLBIO, DBFMLBR0

DFS1558I MADS I/O TIMING ENDED FOR AREA *areaname* DDN=*ddname*

Explanation: MADS I/O timing ended successfully. In the message text:

areaname

The name of the area that the long busy ADS belongs to.

ddname

The data description name of the long busy ADS that is registered in the RECON data set.

System action: Processing continues.

Programmer response: No action is required.

DFS1559I MADS I/O TIMING STRUCTURE REBUILD INITIATED, RSN=*rr*

Explanation: The rebuild of the long busy structure was initiated. *rr* indicates the cause for initiating the rebuild and can be one of the following codes:

Reason code**Explanation**

- 01** An error occurred in the coupling facility.
- 02** A link error was detected.
- 03** Operator entered the rebuild command.

System action: The MADS I/O timing function is suspended while a rebuild is in progress. After the rebuild completes successfully, the MADS I/O timing function continues normally. If the rebuild failed, MADS I/O timing function is disabled.

Operator response: Ensure that the rebuild completes successfully. Notify the system programmer if a problem occurs during the rebuild. If the rebuild fails, contact the system programmer to determine why.

DFS1560I SC=08 THE PDNAME SPECIFIED ON THE SYSMMSG= KEYWORD ON THE PDB STATEMENT DOES NOT EXIST IN THE PD STATEMENTS WITHIN THIS PDB.

Explanation: The Partition Descriptor (PD) statement name, specified on the SYSMMSG keyword, was not found as a label (name) on any Partition Descriptor (PD) statement within this Partition Descriptor Block (PDB) definition.

System action: A return code of 8 is set, and processing of the PD statement continues.

Programmer response: Make sure that the PD statement name on the SYSMMSG keyword corresponds to a name on a PD statement.

Severity: 8

DFS1561I SC=08 THE VIEWPORT POSITION AND WIDTH FOR PD STATEMENT (*pdname*) DOES NOT FIT ON THE SCREEN SPECIFIED BY THE PDB

Explanation: The width of the screen required for this viewport exceeded the LUSIZE width specification on the Partition Descriptor Block (PDB) statement. This error occurs when the number of PELS or COLS, calculated by adding the viewport's offset from the left of the screen and the number of columns (width) of the viewport, is greater than the number of PELS or COLS specified on the LUSIZE keyword.

System action: A return code of 8 is set, and validation of the Partition Descriptor (PD) statement continues.

Programmer response: Make sure the dimensions of the viewport and its offsets (location on the screen) do not exceed the LUSIZE values.

Severity: 8

DFS1562I SC=08 THE VIEWPORT POSITION AND DEPTH FOR PD STATEMENT (*pdname*) DOES NOT FIT ON THE SCREEN SPECIFIED BY THE PDB

Explanation: The total depth of the screen required for this viewport exceeded the depth specified on the LUSIZE keyword on the Partition Descriptor Block (PDB) statement. This error occurs when the number of PELS or COLS, calculated by adding the viewport's offset from the top of the screen and the number of rows (depth) of the viewport, is greater than the number of PELS or COLS specified on the LUSIZE keyword.

System action: A return code of 8 is set, and validation of the Partition Descriptor (PD) statement continues.

Programmer response: Make sure the dimensions of the viewport and its offsets (location on the screen) do not exceed the LUSIZE value.

Severity: 8

DFS1563I SC=08 THE AREA ON THE DISPLAY SPECIFIED FOR THE VIEWPORTS ON PD STATEMENTS (*pdname* and *pdname*) OVERLAP.

Explanation: The size and location specifications of the viewport on the named Partition Descriptor (PD) statements caused the VIEWPORTS to overlap.

System action: A return code of 8 is set, and validation of the PD statement continues.

Programmer response: Correct the size and location specifications of the viewport on the named PD statements to eliminate overlap.

Severity: 8

DFS1564I SC=08 DUPLICATE PD NAME (*pdname*) DETECTED ON THE PD STATEMENTS WITHIN THIS PDB

Explanation: Duplicate Partition Descriptor (PD) statement names must not be used within a Partition Descriptor Block (PDB) definition.

System action: A return code of 8 is set, and processing of the PD statement continues.

Programmer response: Make sure that each PD statement within a PDB definition has a unique name.

Severity: 8

DFS1565I SC=04 WARNING - PD STATEMENT
(pdname) **CANNOT BE CHECKED FOR**
OVERLAP WITH OTHER VIEWPORTS
DUE TO CELLSIZE = ZERO

Explanation: The identified viewport might overlap with other VIEWPORTS. VIEWPORTS are checked for possible overlapping with other VIEWPORTS on the screen. However, when CELLSIZE is specified as zero, the viewport size is unknown and cannot be compared with the size of other VIEWPORTS.

System action: A return code of 4 is set, and processing of the Partition Descriptor (PD) statement continues.

Programmer response: No action is required.

Severity: 4

DFS1566I SC=12 PDB DOES NOT SPECIFY
LUDEFN=PELS, BUT VARIABLE CELL
SIZES EXIST IN PD STATEMENTS.
THIS IS INVALID.

Explanation: Unless LUDEFN=PELS is specified, the cell size of every Partition Descriptor (PD) statement within the Partition Descriptor Block (PDB) must be the same. At least two different cell sizes were detected.

System action: A return code of 12 is set, and processing of the PD statement continues.

Programmer response: Either specify the viewport offsets in pels, or ensure that cell sizes are the same on all PD statements.

Severity: 12

DFS1567I MADS I/O TIMING STRUCTURE
REBUILD COMPLETED

Explanation: The rebuild of the structure for multiple area data sets (MADS) I/O timing completed successfully.

System action: Processing continues.

Operator response: No action is required.

DFS1568E MADS I/O TIMING STRUCTURE
REBUILD FAILED, RSN=*rr*

Explanation: One of the IMS systems failed to participate in the rebuild of the structure for multiple area data sets (MADS) I/O timing. The reason code indicates the cause of the failure.

Codes

Explanation

- 01** This IMS connected to the structure, but another IMS failed to connect to the structure.
- 02** This IMS cannot connect to the structure.

System action: MADS I/O timing function is disabled.

Programmer response: Correct the problem and issue a /START MADSIOT command from an IMS (not the one that issued the message) to restart MADS I/O timing. If the problem cannot be corrected, stop the IMS that generated the error and issue the /START MADSIOT command.

DFS1569I SC=08 PDB= WAS SPECIFIED ON THE
DEV STATEMENT, BUT PD= IS NOT
SPECIFIED ON THE DPAGE
STATEMENT.

Explanation: When partitioning is used, the DEV statement must specify the PDB keyword and the DPAGE statement must specify the PD keyword.

System action: Processing continues with the next DEV, MSG, or FMT definition.

Programmer response: If partitioning is used, specify the PDB keyword on the DEV statement and the PD keyword on the DPAGE statement. Otherwise, remove both keywords from these statements, and rerun the job.

Problem determination: 2, 8, 16

Severity: 8

Related information:

Chapter 2, "IMS problem determination," on page 13

DFS1570I SC=08 PD= WAS SPECIFIED ON THE
DPAGE STATEMENT, BUT PDB= IS
NOT SPECIFIED ON THE DEV
STATEMENT

Explanation: When partitioning is used, the DEV statement must specify the PDB keyword, and the DPAGE statement must specify the PD keyword.

System action: Processing continues with the next DEV, MSG, or FMT definition.

Programmer response: If partitioning is used, specify the PDB keyword on the DEV statement and the PD keyword on the DPAGE statement. Otherwise, remove both keywords from these statements, and rerun the job.

Problem determination: 2, 8, 16

Severity: 8

Related information:

Chapter 2, "IMS problem determination," on page 13

DFS1571I SC=08 ACTVPID= WAS SPECIFIED ON
THE DPAGE STATEMENT, BUT PDB=
IS NOT SPECIFIED ON THE DEV
STATEMENT.

Explanation: The ACTVPID keyword can be specified on the DPAGE statement only when the PDB keyword

is specified on the DEV statement.

System action: Processing continues with the next DEV, MSG, or FMT definition.

Programmer response: If partitioning is used, specify the PDB keyword on the DEV statement. Otherwise, remove the ACTVPID keyword from the DPAGE statement, and rerun the job.

Problem determination: 2, 8, 16

Severity: 8

Related information:

Chapter 2, "IMS problem determination," on page 13

DFS1572I SC=08 PDB= WAS SPECIFIED ON THE DEV STATEMENT, BUT THERE ARE NO DPAGE STATEMENTS. THERE MUST BE AT LEAST ONE DPAGE.

Explanation: The PDB keyword can be specified on the DEV statement only if at least one DPAGE statement has been defined.

System action: A return code of 8 is set, and processing continues with the next DEV, MSG, or FMT definition.

Programmer response: If partitioning is used, verify that the PDB keyword is specified on the DEV statement, define at least one DPAGE statement, and rerun the job.

Problem determination: 2, 8, 16

Severity: 8

Related information:

Chapter 2, "IMS problem determination," on page 13

DFS1573I SC=04 THE PRESENTATION SPACE VALUE EXCEEDS 32767. VALUE ALTERED TO 32767.

Explanation: The rows or columns specification exceeded 32767; the value was set to 32767.

System action: Processing continues with the next DEV, MSG, or FMT definition.

Programmer response: Ensure that the rows and columns specifications do not exceed 32767, and rerun the job.

Problem determination: 2, 8, 16

Severity: 4

Related information:

Chapter 2, "IMS problem determination," on page 13

DFS1586I SC=04 MIXED DATA FIELD SPANNING LINES MIGHT RESULT IN DATA TRUNCATION

Explanation: When DBCS data in a DBCS/EBCDIC mixed field starts on an even boundary and continues on the next line, MFS replaces the last character with a blank and prints the last DBCS character at the beginning of the next line. As a result, one print position is lost on each line and one character is truncated from each line.

System action: Processing continues.

Programmer response: Split the DBCS/EBCDIC mixed field into two fields, if necessary; then rerun the job.

DFS1587I SC=04 EGCS FIELD SPECIFIED ON AN EVEN COLUMN

Explanation: This is a warning message. An EGCS field was specified on an even column. Some devices require that extended graphic character set data be specified on an odd column. The first column of a line is column 1.

System action: The POS specification is accepted unchanged, and processing continues.

Programmer response: If the specification is in error, correct the column specification on the POS keyword and rerun the job, if necessary. If the format is designed for the IBM 5550 family, you can ignore this message.

DFS1588I SC=04 SO/SI CREATION SUPERCEDED EGCS FIELD

Explanation: MIX or MIXS was specified together with EGCS'hh'. The MIX or MIXS value has priority over the EGCS'hh' value.

System action: IMS ignores the EGCS value, and uses the device default.

Programmer response: If the DFLD statement defines an EGCS or a DBCS/EBCDIC mixed field, either correct the keyword and rerun the job, or accept the device default value.

DFS1589I SC=04 OUTL'hh', BOX, RIGHT, LEFT, OVER, UNDER EXCLUSIVE

Explanation: The field outlining keywords specified on the DFLD statement were mutually exclusive.

System action: MFS uses the field outlining function specified first.

Programmer response: If you do not want to use the default, correct the field outlining specification; then rerun the job, if necessary.

DFS1590I SC=04 OUTL VALUE SHOULD BE X'00' to X'0F', X'00' ASSUMED.

Explanation: The field outlining value specified on the OUTL'hh' keyword was not a number between X'00' and X'0F'.

System action: MFS uses the default value X'00'.

Programmer response: If you do not want to use the default value, correct the field outlining specification; then rerun the job, if necessary.

DFS1591I SC=08 SO CONTROL CHARACTER IS OPEN

Explanation: A DBCS/EBCDIC mixed field literal contained an unpaired SO control character.

System action: MFS does not create the MOD/MID or DOF/DIF blocks.

Programmer response: Correct the DBCS/EBCDIC mixed field literal and rerun the job.

DFS1592I SC=08 THERE IS A REDUNDANT TRAILING SI CHARACTER

Explanation: A DBCS/EBCDIC mixed field literal contained a duplicate closing SI control character

System action: MFS does not create the MOD/MID or DOF/DIF blocks.

Programmer response: Correct the DBCS/EBCDIC mixed field literal and rerun the job.

DFS1593I SC=08 FIELD OUTLINING INVALID FOR 3270P DEVICE TYPE

Explanation: Field outlining was specified for a 3270P on a DFLD statement, but was not valid for device type 3270P.

System action: MFS ignores the field outlining specification.

Programmer response: Correct the device type or remove the field outlining specification from the DFLD statement; then rerun the job.

DFS1594I SC=08 MIX, MIXD, MIXS, MIX'nn', MIXS'nn' ARE EXCLUSIVE

Explanation: MIX, MIXD, MIXS, MIX'nn', and MIXS'nn' are mutually exclusive keywords, but more than one was specified on a DFLD statement.

System action: MFS does not create the DOF/DIF blocks.

Programmer response: Specify only one of these keywords on the DFLD statement; then rerun the job.

DFS1595I SC=04 MAXIMUM VALUE FOR MIX/MIXS'nn' is 31, DEFAULT SET AS xx

Explanation: The value specified on the MIX/MIXS'nn' keyword exceeded the maximum of 31; xx is used as the default.

System action: Processing continues.

Programmer response: If the default MIX/MIXS'nn' value is not sufficient, correct the value; then rerun the job, if necessary.

DFS1596I SC=04 DEFAULT CALCULATED IS xx FOR MIX/MIXS

Explanation: MFS calculated the default for MIX/MIXS as xx.

System action: Processing continues.

Programmer response: If the default MIX/MIXS'nn' value is not sufficient, correct the value; then rerun the job, if necessary.

DFS1597I SC=04 MIXD INVALID FOR MIXED MODE LITERAL FOR SCS1

Explanation: The MIXD keyword specified on a DFLD statement for a DBCS/EBCDIC mixed literal field was invalid for an SCS1 printer.

System action: MFS ignores the keyword MIXD and continues processing.

Programmer response: Correct the device type or the keyword; then rerun the job, if necessary.

DFS1598I SC=04 MIXS and MIX/MIXS WITH 'nn' VALID ONLY FOR TYPE=SCS1

Explanation: MIXS or MIX/MIXS'nn' was specified for a device other than an SCS1 printer, but is valid only for the SCS1 printer.

System action: MFS ignores the invalid keyword and continues processing.

Programmer response: Remove the MIXS or MIX/MIXS'nn' specification from the DFLD statement; then rerun the job, if necessary.

DFS1599I SC=08 MIXED MODE LITERAL CONTAINS DBCS STRING WITH ODD LENGTH

Explanation: Odd length DBCS data was specified in a DBCS/EBCDIC mixed field literal, but DBCS data must be even length.

Programmer response: MFS does not create MOD/MID and DOF/DIF blocks.

Programmer response: Correct the DBCS/EBCDIC

mixed field literal and rerun the job.

DFS1600I SC=08 PFK= INVALID FOR SPECIFIED
DEVICE TYPE

Explanation: Program function key specification for this device type is not valid; it was ignored.

System action: Processing continues with the next operand.

Programmer response: Correct DEV or PFK=, and rerun the job.

Chapter 36. DFS messages, DFS1601I - DFS1650I

This topic contains the following messages:

DFS1601I SC=08 PEN= INVALID FOR SPECIFIED DEVICE TYPE

Explanation: The PEN= specification conflicted with the device type; the PEN= specification was ignored.

System action: Processing continues with the next operand.

Programmer response: Correct DEV or remove PEN=, and rerun the job.

DFS1602I SC=08 CARD= INVALID FOR SPECIFIED DEVICE TYPE

Explanation: The CARD= specification conflicted with the device type; the CARD= specification was ignored.

System action: Processing continues with the next operand.

Programmer response: Correct DEV or remove CARD=, and rerun the job.

DFS1603I SC=08 FTAB= INVALID FOR SPECIFIED DEVICE TYPE

Explanation: The FTAB= specification conflicted with the device type; the FTAB= specification was ignored.

System action: Processing continues with the next operand.

Programmer response: Correct DEV or remove FTAB=, and rerun the job.

DFS1604I SC=08 LDEL= INVALID FOR SPECIFIED DEVICE TYPE

Explanation: The LDEL= specification conflicted with the device type; the LDEL= specification was ignored.

System action: Processing continues with the next operand.

Programmer response: Correct DEV or remove LDEL=, and rerun the job.

DFS1605I SC=08 DSCA= INVALID FOR SPECIFIED DEVICE TYPE

Explanation: The DSCA= specification conflicted with the device type; the DSCA= specification was ignored.

System action: Processing continues with the next operand.

Programmer response: Correct DEV or remove DSCA=, and rerun the job.

DFS1606I SC=08 MODE= INVALID FOR SPECIFIED DEVICE TYPE

Explanation: The MODE= specification conflicted with the device type; the MODE= specification was ignored.

System action: Processing continues with the next operand.

Programmer response: Correct DEV or remove MODE=, and rerun the job.

DFS1607I SC=08 PAGE= INVALID FOR SPECIFIED DEVICE TYPE

Explanation: The PAGE= specification conflicted with the device type; the PAGE= specification was ignored.

System action: Processing continues with the next operand.

Programmer response: Correct DEV or remove PAGE=, and rerun the job.

DFS1608I SC=08 FORMS= INVALID FOR SPECIFIED DEVICE TYPE

Explanation: The FORMS= specification conflicted with the device type; the FORMS= specification was ignored.

System action: Processing continues with the next operand.

Programmer response: Correct DEV or remove FORMS=, and rerun the job.

DFS1609I SC=08 SYSMMSG= INVALID FOR SPECIFIED DEVICE TYPE

Explanation: The SYSMMSG= specification conflicted with the device type; the SYSMMSG= specification was ignored.

System action: Processing continues with the next operand.

Programmer response: Correct DEV or remove SYSMMSG=, and rerun the job.

DFS1610I SC=08 FEAT=IGNORE IS THE ONLY ALLOWABLE SPECIFICATION FOR SPECIFIED DEVICE TYPE

DFS1611I • DFS1620I

Explanation: FEAT= specification can only be IGNORE for this device type; IGNORE was assumed.

System action: Processing continues with the next operand.

Programmer response: Examine the conflicting statements, correct the error, and rerun the job.

DFS1611I SC=08 FEAT=VALUE(S) SPECIFIED INVALID FOR SPECIFIED DEVICE TYPE

Explanation: The FEAT= specification conflicted with the device type; the FEAT= specification was ignored.

System action: Processing continues with the next operand.

Programmer response: Correct DEV or respecify FEAT=, and rerun the job.

DFS1612I SC=08 PAGE=EJECT PARAMETER(S) INVALID FOR SPECIFIED DEVICE TYPE

Explanation: The PAGE= specification conflicted with the device type; the PAGE= specification was ignored.

System action: Processing continues with the next operand.

Programmer response: Correct DEV or remove PAGE=, and rerun the job.

DFS1613I SC=08 FEAT=PFK FORCED FOR PFK= SPECIFICATION

Explanation: FEAT=PFK was not specified, although PFK= was; FEAT=PFK was assumed.

System action: Processing continues with the next operand.

Programmer response: Resolve the conflict, and rerun the job.

DFS1614I SC=08 FEAT=PEN FORCED FOR PEN= SPECIFICATION

Explanation: FEAT=PEN was not specified, although PEN= was; FEAT=PEN was assumed.

System action: Processing continues with the next operand.

Programmer response: Resolve the conflict, and rerun the job.

DFS1615I SC=08 FEAT=CARD FORCED FOR CARD= SPECIFICATION

Explanation: FEAT=CARD was not specified although CARD= was; FEAT=CARD was assumed.

System action: Processing continues with the next operand.

Programmer response: Resolve the conflict, and rerun the job.

DFS1616I SC=08 FEAT=PARAMETERS ARE MUTUALLY EXCLUSIVE

Explanation: The features specified cannot coexist; they were accepted in the order of occurrence.

System action: Processing continues with the next operand.

Programmer response: Select the wanted features, and rerun the job.

DFS1617I SC=04 PEN=FIELDNAME, FIELDNAME TRUNCATED TO 8 CHARACTERS

Explanation: PEN= field name exceeded 8 characters; the first 8 characters were used.

System action: Processing continues with the next operand.

Programmer response: Correct the field name, and rerun the job.

DFS1618I SC=08 PEN=FIELDNAME, FIELDNAME HAS NO CHARACTERS

Explanation: No field name was supplied for PEN= specification; it was ignored.

System action: Processing continues with the next operand.

Programmer response: Supply a field name, and rerun the job.

DFS1619I SC=04 PFK=(FIELDNAME, FIELDNAME TRUNCATED TO 8 CHARACTERS

Explanation: PFK= field name exceeded 8 characters; the first 8 characters were used.

System action: Processing continues with the next operand.

Programmer response: Correct the field name, and rerun the job.

DFS1620I SC=08 PFK=(FIELDNAME, FIELDNAME HAS NO CHARACTERS

Explanation: No field name was provided for PFK= specification; it was ignored.

System action: Processing continues with the next operand.

Programmer response: Supply a field name, and rerun the job.

DFS1621I SC=04 CARD=FIELDNAME,
FIELDNAME TRUNCATED TO 8
CHARACTERS

Explanation: CARD= field name exceeded 8 characters; the first 8 characters were used.

System action: Processing continues with the next operand.

Programmer response: Correct the field name, and rerun the job.

DFS1622I SC=08 CARD=FIELDNAME,
FIELDNAME HAS NO CHARACTERS

Explanation: No field name was supplied for CARD= specification; it was ignored.

System action: Processing continues with the next operand.

Programmer response: Supply a field name, and rerun the job.

DFS1623I SC=04 DSCA=X 'HEXSTRING',
HEXSTRING TRUNCATED TO 4 HEX
DIGITS

Explanation: The DSCA= string was greater than 4 hexadecimal digits; the first 4 hexadecimal digits were used.

System action: Processing continues with the next operand.

Programmer response: Limit the DSCA= string to 4 hexadecimal digits, and rerun the job.

DFS1624I SC=08 DSCA=X 'HEXSTRING',
HEXSTRING HAS NO CHARACTERS.
X'0000' USED

Explanation: No string was provided for the DSCA=X specification; it was ignored.

System action: Processing continues with the next operand.

Programmer response: Correct the DSCA=, and rerun the job.

DFS1625I SC=04 DSCA=nnnn, nnnn TRUNCATED
TO LAST 15 DIGITS

Explanation: The DSCA= integer exceeded 15 digits; the last 15 digits were used.

System action: Processing continues with the next operand.

Programmer response: Correct the DSCA= integer, and rerun the job.

DFS1626I SC=04 DSCA=nnnn, nnnn HAS NO
DIGITS. DSCA=0 USED

Explanation: The DSCA= specification had no digits; it was set to zero.

System action: Processing continues with the next operand.

Programmer response: Correct the DSCA= integer, and rerun the job.

DFS1627I SC=04 FORMS='LITERAL' EXCEEDS 16
CHARACTERS. FIRST 16
CHARACTERS USED

Explanation: The FORMS= literal specified exceeded 16 characters in length; the first 16 characters were used.

System action: Processing continues with the next operand.

Programmer response: Correct the FORMS= specification, and rerun the job.

DFS1628I SC=04 PAGE=nnnn EXCEEDS 255. 255
USED.

Explanation: The PAGE= value exceeded the allowed limit of 255 lines. A value of 255 lines was used.

System action: Processing continues with the next operand.

Programmer response: Correct the PAGE= value on the DEV statement, and rerun the job.

DFS1629I SC=04 PAGE=nnnn, nnnn TRUNCATED
TO 4 DIGITS

Explanation: The PAGE= value exceeded 4 digits; the last 4 digits were used.

System action: Processing continues with the next operand.

Programmer response: Correct the PAGE= value, and rerun the job.

DFS1630I SC=04 PAGE=(nnnn, nnnn HAS NO
DIGITS. PAGE=55 USED

Explanation: Number of lines in PAGE= specification of DEV statement was null; 55 was used.

System action: Processing continues with next source item.

Programmer response: If number of lines other than 55 is wanted, correct the specification and rerun the job.

DFS1631I SC=04 FORMS='LITERAL', LITERAL HAS NO CHARACTERS. 4 BLANKS USED

Explanation: The FORMS= *literal* was null; four blanks were used.

System action: Processing continues with the next operand.

Programmer response: Correct the FORMS= *literal*, and rerun the job.

DFS1632I SC=04 SYMSG=FIELDNAME, FIELDNAME TRUNCATED TO 8 CHARACTERS

Explanation: The SYMSG= field name exceeded eight characters; the first eight characters were used.

System action: Processing continues with the next operand.

Programmer response: Correct the SYMSG= field name, and rerun the job.

DFS1633I SC=08 SYMSG=FIELDNAME, FIELDNAME HAS NO CHARACTERS

Explanation: SYMSG= did not specify a field name; it was ignored.

System action: Processing continues with the next operand.

Programmer response: Correct the SYMSG= field name, and rerun the job.

DFS1634I SC=08 CURSOR=((LINENO, LINENO HAS NO DIGITS. VALUE OF 1 USED

Explanation: The line number parameter of the CURSOR= specification was blank (null); a value of one was assumed.

System action: Processing continues with the next operand.

Programmer response: Correct the value, and rerun the job.

DFS1635I SC=08 CURSOR=((LINENO, LINENO EXCEEDS 3 DIGITS. LAST 3 USED

Explanation: The line number parameter of the CURSOR= specification exceeded 3 digits; it was truncated.

System action: Processing continues with the next operand.

Programmer response: Correct the value, and rerun the job.

DFS1636I SC=08 CURSOR=((LINENO, LINENO VALUE EXCEEDS PHYSICAL PAGE LIMITS FOR SPECIFIED DEVICE. LIMIT VALUE USED

Explanation: The line number parameter of the CURSOR= specification exceeded device limitations. The lines maximum for the device type was used.

System action: Processing continues with the next operand.

Programmer response: Correct the CURSOR= specification, and rerun the job.

DFS1637I SC=08 CURSOR=((LINENO,COLNO, COLNO HAS NO DIGITS. VALUE OF 2 USED

Explanation: The column number parameter of the CURSOR= had no digits; the value of 2 was used.

System action: Processing continues with the next operand.

Programmer response: Correct the value, and rerun the job.

DFS1638I SC=08 CURSOR=((LINENO,COLNO, COLNO EXCEEDS 3 DIGITS. LAST 3 DIGITS USED

Explanation: The column number parameter of the CURSOR= specification exceeded 3 digits; it was truncated.

System action: Processing continues with the next operand.

Programmer response: Correct the value, and rerun the job.

DFS1639I SC=08 CURSOR=((LINENO,COLNO, COLNO EXCEEDS DEVICE CAPACITY. DEVICE CAPACITY LIMIT USED

Explanation: The column number parameter of the CURSOR= specification exceeded device limitation. The maximums of the column for the device type was used.

System action: Processing continues with the next operand.

Programmer response: Correct the CURSOR= specification, and rerun the job.

DFS1640I SC=08 CURSOR=((LINENO,COLNO, FIELDNAME, FIELDNAME HAS NO CHARACTERS. FIELDNAME IGNORED

Explanation: The field name parameter of the CURSOR= specification is null; it is ignored.

System action: Processing continues with the next source item.

Programmer response: Specify field name, if desired, and rerun job.

DFS1641I SC=08 CURSOR=((LINENO,
COLNO,FIELDNAME,FIELDNAME,
TRUNCATED TO 8 CHARACTERS

Explanation: The field name parameter of the CURSOR= specification exceeds eight characters; it is truncated.

System action: Processing continues with the next operand.

Programmer response: Specify the field name again, and rerun the job.

DFS1642I SC=08 COND=(OFFSET, OFFSET HAS
NO DIGITS. VALUE OF 0 USED

Explanation: The offset value of the COND= specification has no digits; it is set to 0.

System action: Processing continues with the next operand.

Programmer response: Specify the value, and rerun the job.

DFS1643I SC=08 COND=(OFFSET, OFFSET
TRUNCATED TO LAST 5 DIGITS

Explanation: The offset value of the COND= specification exceeds five digits; it is truncated.

System action: Processing continues with the next operand.

Programmer response: Specify the value again, and rerun the job.

DFS1644I SC=08
COND=(OFFSET,OPER,'LITERAL',
LITERAL HAS NO CHARACTERS.
SINGLE BLANK USED

Explanation: The literal parameter of the COND= specification is null; a blank is used.

System action: Processing continues with the next operand.

Programmer response: Specify the desired literal again, and rerun the job.

DFS1645I SC=08 CURSOR= SPECIFICATION
INVALID FOR DEVICE TYPE
SPECIFIED

Explanation: The CURSOR= specification conflicts with the device type specified; it is ignored.

System action: Processing continues with the next operand.

Programmer response: Resolve the conflict, and rerun the job.

DFS1646I SC=08 COND= SPECIFICATION
INVALID FOR DEVICE TYPE
SPECIFIED

Explanation: The COND= specification conflicts with the device type specified; it is ignored.

System action: Processing continues with the next operand.

Programmer response: Resolve the conflict, and rerun the job.

DFS1647I SC=08 SELECT= SPECIFICATION
INVALID FOR DEVICE TYPE
SPECIFIED

Explanation: The SELECT= specification conflicts with the device type specified; it is ignored.

System action: Processing continues with the next operand.

Programmer response: Resolve the conflict, and rerun the job.

DFS1648I SC=08 ORIGIN= SPECIFICATION
INVALID FOR DEVICE TYPE
SPECIFIED

Explanation: The ORIGIN= specification conflicts with the device type specified; it is ignored.

System action: Processing continues with the next operand.

Programmer response: Resolve the conflict, and rerun the job.

DFS1649I SC=08 MULT= SPECIFICATION
INVALID FOR DEVICE TYPE
SPECIFIED

Explanation: The MULT= specification was in conflict with the device type specified; it was ignored.

System action: Processing continues with the next operand.

Programmer response: Resolve the conflict, and rerun the job.

DFS1650I SC=08 FILL= SPECIFICATION
INVALID FOR DEVICE OR DIVTYPE
SPECIFIED

Explanation: The FILL= specification was in conflict with the device type or DIVTYPE specified. FILL= is

not permitted for DIV=INPUT or DEVTYPE=3600; it was ignored.

System action: Processing continues with the next operand.

Programmer response: Resolve the conflict, and rerun the job.

Chapter 37. DFS messages, DFS1651I - DFS1700I

This topic contains the following messages:

DFS1651I SC=04 MULTIPLE POS= KEYWORDS
INVALID

Explanation: Only one POS= parameter is allowable in a DFLD statement; the second one was ignored.

System action: Processing continues with the next operand.

Programmer response: Correct the POS= specification, and rerun the job.

DFS1652I SC=04 MULTIPLE LTH= KEYWORDS
INVALID

Explanation: Only one LTH= parameter is allowable on a DFLD statement; the second one was ignored.

System action: Processing continues with the next operand.

Programmer response: Correct the LTH= specification, and rerun the job.

DFS1653I SC=04 MULTIPLE ATTR= KEYWORDS
INVALID

Explanation: Only one ATTR= parameter is allowable in a DFLD statement; the second one was ignored.

System action: Processing continues with the next operand.

Programmer response: Correct the ATTR= specification, and rerun the job.

DFS1654I SC=04 MULTIPLE PEN= KEYWORDS
INVALID

Explanation: Only one PEN= parameter is allowable in a DFLD statement; the second one was ignored.

System action: Processing continues with the next operand.

Programmer response: Correct the PEN= specification, and rerun the job.

DFS1655I SC=04 MULTIPLE OPCTL=
KEYWORDS INVALID

Explanation: Only one OPCTL= parameter is allowable in a DFLD statement; the second one was ignored.

System action: Processing continues with the next operand.

Programmer response: Correct the OPCTL= specification, and rerun the job.

DFS1656I SC=08 POS=(*lll*, *lll* TRUNCATED TO
LAST 3 DIGITS

Explanation: The POS=*lll* specification exceeded 3 digits; the last 3 digits were used.

System action: Processing continues with the next operand.

Programmer response: Correct the POS= specification, and rerun the job.

DFS1657I SC=08 EATTR=(*parm1*,*parm2*), PARMS
CONTAIN MUTUALLY EXCLUSIVE
SPECIFICATIONS

Explanation: Within the EATTR= specification there were conflicting parameters.

System action: Attributes are accepted and set in their order of occurrence. The second parameter (*parm2*) was not accepted. Processing continues with the next parameter.

Programmer response: Select the attributes you want, and rerun the job.

DFS1658I SC=08 POS=(*lll*, *lll* HAS NO DIGITS.
VALUE OF 1 USED

Explanation: The POS=*lll* parameter had no digits; it was set to 1.

System action: Processing continues with the next operand.

Programmer response: Correct the value, and rerun the job.

DFS1659I SC=08 POS=(*lll*,*ccc*, *ccc* TRUNCATED
TO LAST 3 DIGITS

Explanation: The POS= column number exceeded 3 digits; the last 3 digits were used.

System action: Processing continues with the next operand.

Programmer response: Specify the column you want, and rerun the job.

DFS1660I SC=08 POS=(*lll*,*ccc* *ccc* OUTSIDE
DEFINED LINE BOUNDARIES FOR

DEVICE. *ccc* ADJUSTED TO LINE

Explanation: The POS= column number falls outside the defined line boundaries for the device. Values that fall to the left of the line are reset to the device left margin value +1. Values that fall to the right of the line are reset to the device right margin value (-1 for DEV TYPE=3270P or 274X).

System action: Processing continues with the next operand.

Programmer response: Respecify the POS= keyword, and rerun the job.

DFS1661I SC=08 POS=(*lll,ccc ccc* HAS NO DIGITS. DEVICE LEFT MARGIN VALUE +1 IS USED

Explanation: The POS= column number had no digits; it was set to the left margin value +1 for the specified device.

System action: Processing continues with the next operand.

Programmer response: Correct the POS= keyword, and rerun the job.

DFS1662I SC=08 POS=(*lll,ccc,ppp, ppp* TRUNCATED TO LAST 3 DIGITS

Explanation: The POS= page number exceeded 3 digits; the last 3 digits were used.

System action: Processing continues with the next operand.

Programmer response: Specify the page number you want, and rerun the job.

DFS1663I SC=08 POS=(*lll,ccc,ppp, ppp* HAS NO DIGITS. VALUE OF 1 USED

Explanation: The POS= page number had no digits; it was set to 1.

System action: Processing continues with the next operand.

Programmer response: Specify the page number you want, and rerun the job.

DFS1664I SC=08 POS=*nnn, nnn* TRUNCATED TO LAST 3 DIGITS

Explanation: The POS= number exceeded 3 digits; the last 3 digits were used.

System action: Processing continues with the next operand.

Programmer response: Correct the value, and rerun the job.

DFS1665I SC=08 POS=*nnn, nnn* HAS NO DIGITS. LEFT MARGIN VALUE USED

Explanation: The POS= number had no digits. It was set to the left margin value for the device.

System action: Processing continues with the next operand.

Programmer response: Correct the value, and rerun the job.

DFS1666I SC=08 LTH=*nnnn, nnnn* TRUNCATED TO LAST 4 DIGITS

Explanation: The LTH= specification exceeded 4 digits; the last 4 digits were used.

System action: Processing continues with the next operand.

Programmer response: Correct the length, and rerun the job.

DFS1667I SC=08 LTH=*nnn, nnn* HAS NO DIGITS. VALUE OF 1 USED

Explanation: The LTH= specification had no digits; it was set to 1.

System action: Processing continues with the next operand.

Programmer response: Correct the length, and rerun the job.

DFS1668I SC=08 ATTR=(*parms*), PARMS CONTAINS MUTUALLY EXCLUSIVE SPECIFICATIONS

Explanation: Within the ATTR= specification there were conflicting parameters. Attributes were accepted, and set in their order of occurrence.

System action: Processing continues with the next operand.

Programmer response: Correct the attributes, and rerun the job.

DFS1669I SC=08 PEN='LITERAL', LITERAL HAS NO CHARACTERS. '' USED

Explanation: The PEN= *literal* was null; it was set to a blank.

System action: Processing continues with the next operand.

Programmer response: Correct the literal, and rerun the job.

DFS1670I SC=04 OPCTL=TABLENAME,
TABLENAME TRUNCATED TO 8
CHARACTERS

Explanation: The OPCTL= *tablename* exceeded 8 characters in length; the first 8 characters were used.

System action: Processing continues with the next operand.

Programmer response: Correct the *tablename* specification, and rerun the job.

DFS1671I SC=08 OPCTL=TABLENAME,
TABLENAME HAS NO CHARACTERS.
OPCTL FUNCTION NEGATED

Explanation: The OPCTL= *tablename* was null; OPCTL= was ignored.

System action: Processing continues with the next operand.

Programmer response: Supply the table name you want, and rerun the job.

DFS1672I SC=08 POS=(*lll,ccc,ccc* DEFAULTED TO
DEVICE LEFT MARGIN VALUE +1

Explanation: The POS= column is set to the left margin value +1, if MODE=RECORD and no POS= column number was specified.

System action: Processing continues with the next operand.

Programmer response: Correct the parameter, and rerun the job.

DFS1673I SC=08 POS=*nnn* REQUIRED FOR
STREAM MODE

Explanation: The record mode form of the DFLD POS= keyword was given when MODE=STREAM; the form POS=*nnn* is required. The next available stream position or the left margin value was used.

System action: Processing continues with the next operand.

Programmer response: Specify the MODE= keyword of the DEV statement or the POS= keyword of the DFLD statement, and rerun the job.

DFS1674I SC=08 LTH=*nnn* OMITTED.
DEFAULTED TO LTH=1

Explanation: No LTH= parameter was specified for this DFLD; it was set to 1.

System action: Processing continues with the next operand.

Programmer response: Correct the LTH= specification, and rerun the job.

DFS1675I SC=08 DFLD MUST HAVE
DFLDNAME/LITERAL/SCA OR
PASSWORD

Explanation: One of the following DFLDNAME/LITERAL/SCA or PASSWORD must be specified for the DFLD statement.

System action: The fixed name of DFLD ITB is set to TEMPNAME.

Programmer response: Correct the DFLDNAME/LITERAL/SCA or PASSWORD specification, and resubmit the job.

DFS1676I SC=08 LITERAL SPECIFICATION
INCOMPATIBLE WITH DFLDNAME

Explanation: The literal type DFLD statements might not be labeled.

System action: The literal is ignored, and processing continues with the next operand.

Programmer response: Remove the label or the literal from the DFLD statement, and rerun the job.

DFS1677I SC=08 PASSWORD SPECIFICATION
INCOMPATIBLE WITH DFLDNAME

Explanation: The DFLD statement, reserved for password input, might not be labeled.

System action: The label is ignored, and processing continues with the next operand.

Programmer response: Correct the password specification, and rerun the job.

DFS1678I SC=08 keyword=*operand* INVALID FOR
SPECIFIED DEVICE TYPE

Explanation: The operand on the specified keyword is not allowed for the device type specified by the TYPE= operand of the DEV statement.

System action: The keyword operand is ignored, and processing continues with the next operand.

Programmer response: Remove the operand, or correct the DEV TYPE= specification, and rerun the job.

DFS1679I SC=08 ATTR=(*parms*) INVALID FOR
THIS DEVICE

Explanation: The ATTR=(*parms*) is valid only for 3270 display device types; it was ignored.

System action: Processing continues with the next operand.

Programmer response: Correct the DEV/DFLD specification, and rerun the job.

DFS1680I SC=08 PEN= SPECIFICATION
INVALID FOR THIS DEVICE

Explanation: The PEN= specification was invalid for this device type; it was ignored.

System action: Processing continues with the next operand.

Programmer response: Correct the DEV/DFLD specification, and rerun the job.

DFS1681I SC=08 PASSWORD INVALID FOR
THIS DEV DIV TYPE

Explanation: The PASSWORD parameter was in conflict with the DEV/DIV combination specified; it was ignored.

System action: Processing continues with the next operand.

Programmer response: Correct the PASSWORD conflict, and rerun the job.

DFS1682I SC=08 OPCTL= INVALID FOR THIS
DEV DIV TYPE

Explanation: The OPCTL= parameter was in conflict with the DEV/DIV combination specified; it was ignored.

System action: Processing continues with the next operand.

Programmer response: Correct the OPCTL= conflict, and rerun the job.

DFS1683I SC=08 ATTR= INVALID FOR DEV DIV
TYPE

Explanation: The ATTR= parameter was in conflict with the DEV/DIV combination specified; it was ignored.

System action: Processing continues with the next operand.

Programmer response: Correct the ATTR= conflict, and rerun the job.

DFS1684I SC=08 LITERAL INVALID FOR THIS
DEV DIV TYPE

Explanation: The DFLD literal specification was in conflict with the DEV/DIV combination specified.

System action: Processing continues with the next operand.

Programmer response: Correct the literal conflict, and rerun the job.

DFS1685I SC=04 DSCA=NUMBER, NUMBER
EXCEEDS 65535. 0 USED

Explanation: The DSCA=*integer* exceeded 65535; it was set to zero.

System action: Processing continues with the next operand.

Programmer response: Correct the DSCA= specification, and rerun the job.

DFS1686I SC=04 BRANCH TO LABEL,
TRUNCATED TO 8 CHARACTERS

Explanation: The IF statement labels cannot exceed 8 characters; it was truncated.

System action: Processing continues with the next operand.

Programmer response: Correct the branch to label, and rerun the job.

DFS1687I SC=08 BRANCH TO LABEL HAS NO
CHARACTERS. 'NOFUNC' USED

Explanation: The IF statement branch to label was null; it was set to NOFUNC.

System action: Processing continues with the next operand.

Programmer response: Correct the branch to label, and rerun the job.

DFS1688I SC=04 COMPARAND LITERAL
TRUNCATED TO 255 CHARACTERS

Explanation: The comparand literal exceeded 255 characters; the first 255 characters were used.

System action: Processing continues with the next operand.

Programmer response: Correct the literal, and rerun the job.

DFS1689I SC=08 COMPARAND LITERAL HAS
NO TEXT ' ' USED.

Explanation: The comparand literal specified was null; it was set to one blank.

System action: Processing continues with the next operand.

Programmer response: Correct the literal, and rerun the job.

DFS1690I SC=08 LENGTH COMPARAND TRUNCATED TO 3 DIGITS

Explanation: The length comparand exceeded 3 digits; the last 3 digits were used.

System action: Processing continues with the next operand.

Programmer response: Correct the length, and rerun the job.

DFS1691I SC=08 LENGTH COMPARAND HAS NO DIGITS. VALUE OF 1 USED

Explanation: The length comparand parameter was null; it was set to 1.

System action: Processing continues with the next operand.

Programmer response: Correct the length, and rerun the job.

DFS1692I SC=08 POS=(///, /// DEFAULTED TO 1

Explanation: POS=/// was set to 1 if MODE=RECORD, and no POS= parameter is specified.

System action: Processing continues with the next operand.

Programmer response: Correct the parameter, and rerun the job.

DFS1693I SC=16 PERMANENT I/O ERROR UPDATING REFERAL LIBRARY. CONTINUING WITH SYNTAX CHECK ONLY

Explanation: IMS was unable to open the REFERAL data set, or an I/O error occurred while writing a block to the IMS REFERAL library.

System action: All writes to the IMS REFERAL library are suppressed. Processing continues with syntax checking only.

Programmer response: Ensure that a DD statement is present and its specifications are correct. If a hardware failure is indicated, rerun the job.

DFS1694I SC=16 INSUFFICIENT DIRECTORY SPACE FOR UPDATE OF REFERAL LIBRARY. CONTINUING WITH SYNTAX CHECK ONLY

Explanation: An error occurred when no space was left in the REFERAL directory. The block could not be added or replaced.

System action: Processing continues with syntax checking only.

Programmer response: Specify a larger quantity of

space. Recreate the IMS REFERAL library, and rerun the job.

DFS1695I SC=20 PERMANENT I/O ERROR WRITING SYSTEXT DATA SET

Explanation: Issuing format or message control statements, or both, resulted in a permanent I/O error on the SYSTEXT data set.

System action: Processing terminates with a forced EOF.

Programmer response: Ensure that the DD statement is present, and its specifications are correct. If a hardware failure is indicated, rerun the job.

DFS1696I SC=04 MESSAGE 'mmmmmmmmmm' REASSIGNED TO FORMAT 'fffff'

Explanation: A message was removed from a prior format set and chained to the new format set.

System action: Processing continues as before.

Programmer response: Ensure that the new SOR=name is valid.

DFS1697I SC=12 REDEFINITION OF BLOCK 'bbbbbbb' ATTEMPTED, REFERAL UPDATE ABORTED

Explanation: A block with the name *bbbbbbb* exists on the IMS REFERAL library, but its name and type do not correspond.

System action: Processing continues with the next source statement.

Programmer response: Correct the possibly wrong block name, or, if valid, scratch the old block; then rerun the source statements.

DFS1698I SC=16 I/O ERROR WHILE PROCESSING DIRECTORY OF REFERAL LIBRARY. CONTINUING WITH SYNTAX CHECK ONLY

Explanation: IMS was unable to open the REFERAL data set to process the directory entries, or an I/O error occurred while reading directory blocks.

System action: All processing involving the IMS REFERAL library is suppressed, and processing continues with syntax checking only.

Programmer response: Determine the nature of the I/O error, correct it, and rerun the job.

DFS1699I • DFS1700I

DFS1699I SC=16 REFERAL LIBRARY
DIRECTORY CONTENTS INVALID.
CONTINUING WITH SYNTAX CHECK
ONLY

Explanation: IMS encountered an invalid directory entry while processing the directory of the IMS REFERAL library.

System action: All processing involving the IMS REFERAL library is suppressed, and processing continues with syntax checking only.

Programmer response: Ensure that the proper DD statement is present with the valid library before performing problem determination.

Problem determination: Run the MFS Service utility RELATE function, and include 11, 16.

Related information:

Chapter 2, "IMS problem determination," on page 13

DFS1700I SC=08 NO SEARCH TARGET LABEL
EXISTS FOR IF STATEMENT WITH
THE FOLLOWING LABEL: *label*

Explanation: The label specified for conditional processing within this table was not valid.

System action: Processing continues with the next operand.

Programmer response: Correct the label for the appropriate condition chaining, and rerun the job.

Chapter 38. DFS messages, DFS1701I - DFS1750I

This topic contains the following messages:

DFS1701I SC=04 FORMAT *ffffff* HAS NO MESSAGES AND REQUIRES FURTHER COMPILATION

Explanation: FORMAT SET is incomplete; no valid message block was found.

System action: The FMT block is stored in the referral library. Processing continues with the next FMT set, if any. If there is at least one valid FMT set at the end of the preprocessor phase, control is given to phase 1. Otherwise, control is returned to z/OS.

Programmer response: Specify a valid input and output message block, and rerun FORMAT SET.

DFS1702I SC=04 MESSAGE *mmmmmmmm* HAS NO FORMAT AND REQUIRES FURTHER COMPILATION

Explanation: FORMAT SET is incomplete; no valid format block was found.

System action: Message blocks are stored in the referral library. Processing continues with the next FMT set, if any. If there is at least one valid FMT set at the end of the preprocessor phase, control is given to phase 1. Otherwise, control is returned to z/OS.

Programmer response: Specify a format block, and rerun FORMAT SET.

DFS1703I SC=08 FILL=PT INVALID FOR SPECIFIED DEVICE TYPE 'C' USED

Explanation: DPAGE FILL=PT is valid only for 3270 video devices, for all others it is invalid and a blank is assumed.

System action: Processing continues with the next operand.

Programmer response: Correct the DEV/DPAGE, and rerun the job.

DFS1704I SC=04 IF LABEL TRUNCATED TO 8 CHARACTERS

Explanation: An IF statement was encountered whose label exceeded 8 characters; the first 8 characters were used.

System action: Processing continues with the next operand.

Programmer response: Correct the label and references, and rerun the job.

DFS1705I SC=08 DO COUNT OF 0. VALUE OF 1 ASSUMED

Explanation: The count omitted from MFLD or DFLD DO statement; a count of 1 was used.

System action: Processing continues with next source item.

Programmer response: Specify the count, and rerun the job.

DFS1706I SC=08 ATTR=*operand* INVALID IF LITERAL SPECIFIED ON MFLD STATEMENT

Explanation: Use of attribute bytes in a field was in conflict with the specification of a literal for that field. The ATTR=*operand* specification was ignored.

System action: Processing continues with the next source item.

Programmer response: Correct the MFLD statement; omit the specification not wanted. Then rerun the job.

DFS1707I SC=08 LTH=*nnnn*, *nnnn* EXCEEDS 8000. 8000 USED

Explanation: DFLD field length exceeded maximum of 8000. 8000 was used.

Programmer response: Correct the length, and rerun the job.

DFS1708I SC=04 STATEMENT LABEL TOO LONG

Explanation: Statement label exceeded 8 characters. No action was taken at this time. Labels with a specific use can be further diagnosed.

Programmer response: Correct label, and rerun the job, if necessary.

DFS1709I SC=04 NO FTAB CHARACTERS DEFINED FOR 3600 DEVICE

Explanation: The 3600 device does not have predefined FTAB characters, and no user FTAB characters were specified.

System action: Processing continues.

Programmer response: Specify field tab characters if wanted, and rerun the job.

DFS1710A AREA *areaname* TRIED TO CONNECT TO STR: *structure_name* WRITE ERROR EEQE RBA 0 FOUND- RECOVERY NEEDED.

Explanation: A new structure was being connect to this area. There were I/O toleration data on the last structure connected as indicated by the write error EEQE at RBA 0. Those data were lost and the area must to be recovered.

In the message text:

areaname

The name of the area being connected

structure_name

The name of the new structure

System action: After disconnecting from the new structure, the area is stopped and mark recovery needed.

Programmer response: Ensure the area data set (ADS) is marked unavailable.

Run the database recovery utility to recover the lost data and delete the EEQE.

DFS1711I SC=16 DISP=SHR INVALID FOR DDNAME=REFOUT. CONTINUING WITH SYNTAX CHECK ONLY

Explanation: IMS REFERAL was to be altered, but either DISP=SHR or DD DUMMY was specified or the DD statement for REFOUT was missing.

System action: The MFS Utility Preprocessor phase continues input scan for syntax errors. No descriptions are stored in the IMS REFERAL library. At the end of the input scan, the preprocessor returns to z/OS.

Programmer response: Correct the DD statement in error, and resubmit the job.

DFS1712I SC=04 MEMBER=*nnnnnnnnnn* NOT WRITTEN DUE TO INVALID REFERAL DATA SET

Explanation: Prior IMS REFERAL library errors resulted in the suppression of all processing involving the IMS REFERAL library. The member indicated was checked for valid syntax only.

System action: Processing continues with the next source statement.

Programmer response: Determine the cause of the IMS REFERAL library error, check the source for syntax errors, and rerun the job.

DFS1713I SC=16 BAD COMPLETION CODE FROM IEBCOPY SUBTASK COMPRESSION OF DDNAME=REFOUT. CONTINUING WITH SYNTAX CHECK ONLY

Explanation: An unexpected completion code was received from IEBCOPY when compression of the IMS REFERAL library was requested.

System action: The MFS Utility Preprocessor phase continues scanning the input for syntax errors. No descriptions are stored in the IMS REFERAL library. At the end of the input scan, the preprocessor returns to z/OS with the highest return code for the phase.

Programmer response: 3, 8, 12, 16, 36

Related information:

Chapter 2, "IMS problem determination," on page 13

DFS1714I SC=04 MULTIPLE SET/ONLINE/OFFLINE SPECIFICATIONS IN HTAB= KEYWORD INVALID

Explanation: SET, ONLINE, or OFFLINE was specified more than once in a single HTAB= keyword.

System action: The first SET, ONLINE, or OFFLINE specification is used, multiple specifications are ignored, and processing continues with the next operand.

Programmer response: Resolve the multiple specification conflict, and rerun the job.

DFS1715I SC=04 MULTIPLE LEFT MARGIN SPECIFICATIONS IN HTAB= KEYWORD INVALID

Explanation: A left margin value was specified more than once in a single HTAB= keyword.

System action: The first left margin value is used, multiple specifications are ignored, and processing continues with the next operand.

Programmer response: Resolve the multiple specification conflict, and rerun the job.

DFS1716I SC=04 MULTIPLE HT= SPECIFICATIONS IN HTAB= KEYWORDS INVALID

Explanation: The HT= specification (tab stop values) was specified more than once in a single HTAB= keyword.

System action: The first HT= specification is used, multiple specifications are ignored, and processing continues with the next operand.

Programmer response: Resolve the multiple specification conflict, and rerun the job.

DFS1717I SC=04 DSCA= KEYWORD HAS NO MEANING AND IS IGNORED

Explanation: At present, there are no DSCA-specified device functions defined for the device type specified.

System action: The DSCA= keyword is ignored, and processing continues with the next operand.

Programmer response: Remove the DSCA= keyword, and rerun the job.

DFS1718I SC=16 NO MEMBERS WRITTEN TO REFERAL LIBRARY. COMPILATION TERMINATES WITH CURRENT PHASE

Explanation: The IMS REFERAL library is input for the next phase of the compilation process, so if the current phase (preprocessor) does not modify the IMS REFERAL library, the next phase is not executed.

System action: Control is returned to z/OS following termination of the preprocessor phase of the utility.

Programmer response: Examine the preprocessor error messages and the value of the EXEC parameter STOPRC to determine why the members were not written to the IMS REFERAL library; then rerun the job.

DFS1719I SC=08 NO VALID HORIZONTAL TAB STOPS SPECIFIED. HT= SPECIFICATION IGNORED

Explanation: The HT= specification of the HTAB= keyword was specified, but the tab stop values were omitted or were all invalid.

System action: The HT= specification is ignored and processing continues with the next operand.

Programmer response: Respecify the HT= specification with valid horizontal tab stop values, and rerun the job.

DFS1720I SC=04 MULTIPLE BOUND= KEYWORDS INVALID

Explanation: More than one BOUND= keyword is invalid on a single DO statement.

System action: The first BOUND= specification is used, multiple specifications are ignored, and processing continues with the next operand.

Programmer response: Resolve the multiple specification conflict, and rerun the job.

DFS1721I SC=04 MULTIPLE SUF= KEYWORDS INVALID

Explanation: More than one SUF= keyword is invalid on a single DO statement.

System action: The first SUF= specification is used, multiple specifications are ignored, and processing continues with the next operand.

Programmer response: Resolve the multiple specification conflict, and rerun the job.

DFS1722I SC=04 SUF=*nn*, NN EXCEEDS 2 DIGITS. LAST 2 DIGITS USED

Explanation: The suffix value specified on the DO statement exceeded 2 digits.

System action: The last 2 digits of the specified suffix value are used, and processing continues with the next operand.

Programmer response: Correct the suffix value with 2 or fewer digits.

DFS1723I SC=04 SUF=*nn*, *nn* HAS NO DIGITS. VALUE OF 01 USED

Explanation: The suffix value was null.

System action: A suffix value of 01 is used, and processing continues with the next operand.

Programmer response: Specify a valid suffix value and rerun the job.

DFS1724I SC=04 DO STATEMENT SUFFIX WILL EXCEED MAXIMUM NUMBER OF DIGITS. COUNT IS ADJUSTED

Explanation: The specified suffix value, when increased the number of times specified by the count, results in the generation of suffix values greater than 2 digits.

System action: The count is decreased such that the largest suffix generated is 2 digits, and processing continues.

Programmer response: Adjust the initial suffix value or count, and rerun the job.

DFS1725I SC=04 BLANKS SPECIFIED AS LINE DELETE CHARACTERS

Explanation: Two blank characters were specified on the LDEL parameter. This situation forces the last 2 characters of a line to be nonblank for a valid line.

System action: The parameter is processed as specified.

Programmer response: Make sure that the LDEL specification is valid.

DFS1726I SC=04 VERTICAL TABBING MAY NOT BE VALID IF EJECT (BGNPP) OR EJECT (BGNMSG) NOT SPECIFIED

Explanation: Vertical tabbing only has meaning relative to the beginning of a new page. If the PAGE= parameter does not force a new page at either a new message or physical page, vertical tabbing might not be valid. Alternatively, all programs could specify EJECT (ENDMSG).

DFS1727I • DFS1734I

System action: The statement is processed as specified.

Programmer response: Verify that the vertical tab stops position the page correctly.

DFS1727I MADS I/O TIMING FUNCTION RESUMED SUCCESSFULLY

Explanation: The /START MADSIOT command completed successfully. All IMS systems resumed long busy toleration support.

System action: Long busy toleration support is activated.

Operator response: No action is required.

DFS1728E START MADSIOT COMMAND FAILED. RSN=*rr*

Explanation: The /START MADSIOT command failed because one IMS was unable to participate in the MADS I/O timing structure. The reason code *rr* indicates the reason for failure:

Reason code

Meaning

- 01 This IMS connected to the structure, but another IMS failed to connect to the structure.
- 02 This IMS cannot connect to the structure.

System action: MADS I/O timing is still disabled.

Programmer response: Correct the problem and reissue the /START MADSIOT command from an IMS (not the one that originated the message) to restart MADS I/O timing. If the problem cannot be corrected, stop the IMS that generated the error and reissue the /START MADSIOT command.

DFS1729I AREA CLOSE FOR AREA *areaname* REJECTED DUE TO MADS I/O TIMING

Explanation: IMS is in MADS I/O timing mode or MADS I/O timing recovery mode and one of the following commands was entered:

```
/STOP AREA
/STOP ADS
/DBRECOVERY DB
/DBRECOVERY AREA
/VUNLOAD
```

areaname is the name of the area the command was issued against.

System action: IMS rejected the command issued against the area.

Operator response: Wait until recovery completes, then reissue the command.

DFS1730I SC=04 STACK IDENTIFIER EXCEEDS 8 CHARACTERS. TRUNCATED TO 8 CHARACTERS

Explanation: The identifier specified on the STACK or UNSTACK statement must be 8 or fewer characters in length.

System action: The stack identifier is truncated to 8 characters, and processing continues with the next operand.

Programmer response: Correct the stack identifier, check the corresponding STACK or UNSTACK statement, and rerun the job.

DFS1731I SC=04 STACK IDENTIFIER HAS NO CHARACTERS. BLANKS USED

Explanation: The preprocessor error recovery program has assumed a null identifier for the stack identifier.

System action: A stack identifier of eight blanks, indicating an unnamed stack, is used.

Programmer response: Validate the syntax of the STACK/UNSTACK statement, and rerun the job.

DFS1732I SC=08 UNEXPECTED 'STACK OFF' STATEMENT IGNORED

Explanation: A STACK OFF statement was encountered when stacking was not in progress.

System action: The STACK OFF statement is ignored, and processing continues with the next source statement.

Programmer response: Ensure that STACK ON and STACK OFF statements are balanced and that STACK statements are not nested.

DFS1733I SC=08 NESTED 'STACK ON' STATEMENT IGNORED

Explanation: A STACK ON statement was encountered while stacking was in progress for another STACK ON statement. Nested stacking is not allowed.

System action: The nested STACK ON statement is ignored, and stacking continues for the previous STACK ON statement.

Programmer response: Rearrange the source statements in the program so that nested stacking is not required, and rerun the job.

DFS1734I SC=08 DUPLICATE STACK IDENTIFIER. PREVIOUS STACK DELETED; CURRENT STACK IN EFFECT

Explanation: A STACK ON statement was encountered that specified the identifier of a stack that

currently existed in real storage.

System action: The stack that currently exists in real storage is deleted, and stacking is initiated for the STACK ON statement encountered.

Programmer response: Specify unique identifiers for all stacks that currently exist in real storage.

DFS1735I SC=08 'UNSTACK' STATEMENT CANNOT BE STACKED. 'UNSTACK' STATEMENT IGNORED

Explanation: An UNSTACK statement was encountered while stacking was in progress. Nested stacking is not allowed.

System action: The UNSTACK statement is ignored, and stacking continues for the current STACK ON statement.

Programmer response: Rearrange the source statements in the program so that nested stacking is not required, and rerun the job.

DFS1736I SC=08 STACK NOT FOUND FOR IDENTIFIER SPECIFIED IN 'UNSTACK' STATEMENT. 'UNSTACK' STATEMENT IGNORED

Explanation: An UNSTACK statement identified a stack that was not currently in real storage.

System action: The UNSTACK statement is ignored and processing continues with the next source statement.

Programmer response: Validate the spelling of the stack identifier or specify the KEEP option on a previous UNSTACK statement with the same stack identifier.

DFS1737I SC=08 STACK REQUESTED IN 'UNSTACK' STATEMENT IS EMPTY. 'UNSTACK' STATEMENT IGNORED

Explanation: You have attempted to create a stack but have not provided any records for the stack.

System action: The UNSTACK statement is ignored, and processing continues with the next source statement.

Programmer response: Ensure that at least one statement is included in the stack referenced by the UNSTACK statement.

DFS1738I SC=08 MISSING 'STACK OFF' STATEMENT. EOD RECEIVED

Explanation: A STACK OFF statement was not encountered for the corresponding STACK ON statement before the end of the input stream source was encountered.

System action: A STACK OFF statement is assumed, and termination processing continues.

Programmer response: Determine if the last stack is needed and, if wanted, rerun the job.

DFS1739I SC=04 STACK 'cccccc' WAS NOT DELETED

Explanation: All stacks that were still in real storage when the preprocessor terminates were deleted.

System action: Termination processing continues.

Programmer response: To ensure that all stacks are deleted before termination processing, do not specify the KEEP option on the last UNSTACK statement for each stack.

DFS1740I SC=08 DEV SPECIFICATION EXCEEDS DESIGN LIMITS

Explanation: The processing of this parameter can cause the DEV control block (DEVITB) to exceed the maximum design size. This situation normally only happens when you specify many long literals for PF keys. However, the check is made for FORMS literals, FTABS, horizontal tabs (HT), vertical tabs (VT), and all PF key specifications. The combined specification of these parameters in one DEV statement cannot exceed 4064 minus the basic size of the DEVITB (of approximately 100 bytes).

System action: Processing stops for the keyword that caused the message to be issued and continues with the next keyword.

Programmer response: Reduce the number and length of literals, or only specify the maximum allowed number of horizontal and vertical tabs, or both. Rerun the job.

DFS1741I SC=04 MULTIPLE WIDTH= KEYWORDS INVALID

Explanation: More than one WIDTH= keyword is invalid on a single DEV statement.

System action: The first WIDTH= specification is used, multiple specifications are ignored, and processing continues with the next operand.

Programmer response: Resolve the multiple specification conflict, and rerun the job.

DFS1742I SC=04 MULTIPLE HTAB= KEYWORDS INVALID

Explanation: More than one HTAB= keyword is invalid on a single DEV statement.

System action: The first HTAB= specification is used, multiple specifications are ignored, and processing continues with the next operand.

DFS1743I • DFS1750I

Programmer response: Resolve the multiple specification conflict, and rerun the job.

DFS1743I SC=04 MULTIPLE VT= KEYWORDS
INVALID

Explanation: More than one VT= keyword is invalid on a single DEV statement.

System action: The first VT= specification is used, multiple specifications are ignored, and processing continues with the next operand.

Programmer response: Resolve the multiple specification conflict, and rerun the job.

DFS1744I SC=04 WIDTH=*nnn*; *nnn* TRUNCATED
TO LAST 3 DIGITS

Explanation: The width specified in the WIDTH= keyword exceeded 3 digits.

System action: The last 3 digits of the width are used and processing continues with the next operand.

Programmer response: Specify a width of 3 or fewer digits, and rerun the job.

DFS1745I SC=04 WIDTH=*nnn*; *nnn* HAS NO
DIGITS. DEFAULT VALUE USED

Explanation: The width specified in the WIDTH= keyword was null.

System action: The default width for the specified device type is used, and processing continues with the next operand.

Programmer response: Specify the appropriate width, and rerun the job.

DFS1746I SC=04 LEFT MARGIN VALUE OF
HTAB= KEYWORD TRUNCATED TO
LAST 3 DIGITS

Explanation: The left margin value specified in the HTAB= keyword exceeded 3 digits.

System action: The last 3 digits of the left margin value are used, and processing continues with the next operand.

Programmer response: Specify a left margin value of 3 or fewer digits, and rerun the job.

DFS1747I SC=04 LEFT MARGIN VALUE OF
HTAB= KEYWORD HAS NO DIGITS.
VALUE OF 1 IS USED

Explanation: The left margin value specified in the HTAB= keyword was null.

System action: A left margin value of 1 is used, and processing continues with the next operand.

Programmer response: Specify the appropriate left margin, and rerun the job.

DFS1748I SC=04 HORIZONTAL TAB STOP
VALUE TRUNCATED TO LAST 3
DIGITS

Explanation: A tab value in the HT= specification of the HTAB= keyword exceeded 3 digits.

System action: The last 3 digits of the tab stop are used, and processing continues with the next operand.

Programmer response: Specify the tab stop value with 3 or fewer digits, and rerun the job.

DFS1749I SC=08 NULL HORIZONTAL TAB STOP
VALUE IGNORED

Explanation: A null horizontal tab stop value was encountered in the HT= specification of the HTAB= keyword. Error-recovery procedures assumed a tab stop value with no digits (\$I\$).

System action: The null horizontal tab stop is ignored, and processing continues with the next operand.

Programmer response: Ensure that the syntax of the HTAB= keyword is valid, and rerun the job.

DFS1750I SC=04 VERTICAL TAB STOP VALUE
TRUNCATED TO LAST 3 DIGITS

Explanation: A tab stop value in the VT= keyword exceeded 3 digits.

System action: The last 3 digits of the tab stop are used, and processing continues with the next operand.

Programmer response: Specify the tab stop value with 3 or fewer digits, and rerun the job.

Chapter 39. DFS messages, DFS1751I - DFS1800I

This topic contains the following messages:

DFS1751I SC=08 NULL VERTICAL TAB STOP VALUE IGNORED

Explanation: A null vertical tab stop value was encountered in the VT= keyword. Error-recovery procedures can assume a tab stop value with no digits (\$I\$).

System action: The null vertical tab stop is ignored, and processing continues with the next operand.

Programmer response: Ensure that the syntax of the VT= keyword is valid, and rerun the job.

DFS1752I SC=08 SUB= VALUE INVALID, X'3F' USED

Explanation: The value specified for SUB= was not a single character or 2 hexadecimal characters.

System action: The default value of X'3F' is used, and processing continues with the next operand.

Programmer response: Specify the SUB= value as either a single character or as 2 valid hexadecimal characters, and rerun the job.

DFS1753I SC=08 WIDTH= INVALID FOR SPECIFIED DEVICE TYPE

Explanation: The WIDTH= specification was in conflict with the specified device type.

System action: The WIDTH= specification is ignored, and processing continues with the next operand.

Programmer response: Correct the DEV statement or remove the WIDTH= specification, and rerun the job.

DFS1754I SC=08 HTAB= INVALID FOR SPECIFIED DEVICE TYPE

Explanation: The HTAB= specification was in conflict with the specified device type.

System action: The HTAB= specification is ignored, and processing continues with the next operand.

Programmer response: Correct the DEV statement or remove the HTAB= specification, and rerun the job.

DFS1755I SC=08 VT= INVALID FOR SPECIFIED DEVICE TYPE

Explanation: The VT= specification was in conflict with the specified device type.

System action: The VT= specification is ignored, and processing continues with the next operand.

Programmer response: Correct the DEV statement or remove the VT= specification, and rerun the job.

DFS1756I SC=04 WIDTH=*nnn*; *nnn* EXCEEDS MAXIMUM VALUE. DEFAULT VALUE USED

Explanation: The width specified in the WIDTH= keyword exceeded the allowable maximum of 255 (249 for DEV.TYPE=SCS2).

System action: The default width for the specified device type is used, and processing continues with the next operand.

Programmer response: Specify a width of less than or equal to the maximum, and rerun the job.

DFS1757I SC=08 NO LEFT MARGIN OR TAB STOP VALUES. HTAB= SPECIFICATION IGNORED

Explanation: An HTAB= keyword had no left margin or tab stop specification.

System action: The HTAB= keyword is ignored, and processing continues with the next operand.

Programmer response: Specify a left margin or tab stops, or both, for the HTAB= keyword, or remove the HTAB= keyword, and rerun the job.

DFS1758I SC=08 LEFT MARGIN VALUE GREATER THAN PAGE WIDTH. VALUE OF 1 USED

Explanation: The left margin value specified in the HTAB= keyword was greater than the defined page width for the specified device type.

System action: The left margin value is set to 1, and processing continues with the next operand.

Programmer response: Specify the left margin or page width value, and rerun the job.

DFS1759I SC=08 INVALID HORIZONTAL TAB STOP(S) IGNORED

Explanation: One or more invalid horizontal tab stop values were encountered in the HT= specification of the HTAB= keyword. Tab stop values must be greater than or equal to the left margin of the page and less than or

DFS1760I • DFS1768I

equal to the right margin of the page.

System action: The invalid tab stops are ignored, and processing continues with the next operand.

Programmer response: Remove the invalid tab stop values or change the left or right margin values, or both, and rerun the job.

DFS1760I SC=04 DUPLICATE HORIZONTAL TAB STOP(S) IGNORED

Explanation: Tab stop values in the HT= specification of the HTAB= keyword must be distinct.

System action: Repeated occurrences of tab stop values are ignored, and processing continues with the next operand.

Programmer response: Specify the tab stop values as distinct, and rerun the job.

DFS1761I SC=08 NUMBER OF HORIZONTAL TAB STOPS EXCEEDS MAXIMUM

Explanation: The number of tab stop values, after invalid and duplicate values have been ignored, exceeds the allowable maximum of 10.

System action: The first ten valid tab stops, sorted in ascending order, are used. Processing continues with the next operand.

Programmer response: Specify the HTAB= keyword with 10 or fewer tab stop values in the HT= specification, and rerun the job.

DFS1762I SC=08 NO VALID VERTICAL TAB STOPS SPECIFIED. VT= SPECIFICATION IGNORED

Explanation: The VT= keyword was specified, but the tab stop values were omitted or were all invalid.

System action: The VT= keyword is ignored, and processing continues with the next operand.

Programmer response: Specify the VT= keyword with valid vertical tab stop values and rerun the job.

DFS1763I SC=08 INVALID VERTICAL TAB STOP(S) IGNORED

Explanation: One or more invalid vertical tab stop values were encountered in the VT= keyword. Tab stop values must be greater than or equal to 1 and less than or equal to the number of print lines per page and not to exceed a value of 255.

System action: The invalid tab stops are ignored, and processing continues with the next operand.

Programmer response: Remove the invalid tab stop values or specify the number of print lines per page, and rerun the job.

DFS1764I SC=04 DUPLICATE VERTICAL TAB STOP(S) IGNORED

Explanation: Tab stop values in the VT= keyword must be distinct.

System action: Repeated occurrences of tab stop values are ignored, and processing continues with the next operand.

Programmer response: Specify tab stop values as distinct, and rerun the job.

DFS1765I SC=04 NUMBER OF VERTICAL TAB STOPS EXCEEDS MAXIMUM

Explanation: The number of tab stop values after invalid and duplicate values were ignored exceeded the allowable maximum of 11.

System action: The first 11 valid tab stops, sorted in ascending order, are used. Processing continues with the next operand.

Programmer response: Specify the VT= keyword with 11 or fewer tab stop values, and rerun the job.

DFS1766I SC=04 POS=(*lll,ccc,ppp*), *ppp* NOT VALID FOR DIV TYPE=INPUT

Explanation: You specified a page value in the POS= keyword of an input DFLD, but it was invalid.

System action: The page value is set to 0, and processing continues with the next operand.

Programmer response: Specify the POS= keyword of the DFLD statement, and rerun the job.

DFS1767I SC=04 VALIDATION ATTRIBUTES IGNORED

Explanation: The validation attributes (VDFLD, VMFILL, or VMFLD) are ignored because the PROT attribute was either specified or assumed (because a literal was specified). The validation attribute is not compatible with the protect attribute.

System action: The validation attributes are ignored, and processing continues.

Programmer response: Correct the conflict either by removing the protect or the validation attribute, and rerun the job.

DFS1768I SC=08 VALUE OF 0 INVALID, DEFAULT VALUE ASSUMED

Explanation: A value of 0 was specified for line (*lll*), column (*ccc*), page (*pp*), PAGE, WIDTH, LTH, or MFLD offset (*pp*).

System action: In most cases a value of 1 is assumed except in the following: the left margin value is assumed for *ccc* if *lm* was specified on the DEV

statement; PAGE=55 is assumed; a WIDTH of 132 and 80 is assumed for SCS1 and SCS2, respectively. Processing continues with the next operand.

Programmer response: Correct the operand with the 0 specification, and rerun the job.

DFS1769W THE CATALOG PSB DFSCP000 FAILS TO ATTACH PSB *psbname* ERROR *xx*

Explanation: The application program using PSB *psbname* made its first DL/I call to the catalog database. The PSB did not have a DBPCB referencing the catalog database, so IMS attempted to dynamically attach the catalog PSB DFSCP000. The attempt failed for one of the following reasons:

- 01 IRLM is defined but not active.
- 02 IRLM is defined but not reachable.
- 03 There is a PSB or PSBW pool space shortage.
- 04 The catalog PSB or DBD resources are being committed by an online change operation.
- 05 The catalog PSB is unscheduled because the catalog PSB is marked bad or is not available, or the catalog database is stopped.

System action: Status code NA is returned to the application program.

System programmer response: For error codes 01 and 02, check the availability of IRLM in your IMS environment. For error code 03, increase the PSB or PSBW storage pool space. For error code 04, wait until the online change operation is complete and then issue the DL/I call again. For error code 05, ensure that the catalog PSB successfully completed ACBGEN and that the catalog database is started.

Module: DFSDBLM0

DFS1770I SC=16 NO FORMAT SET WRITTEN TO REFERAL LIBRARY. COMPILATION TERMINATES WITH CURRENT PHASE

Explanation: No format sets were created or updated in this preprocessor compilation.

System action: Phase 1 is not invoked in the preprocessor compilation as no valid blocks would be created. Compilation terminates.

Programmer response: Create a valid format set consisting of an FMT and one or more MSG statements. Rerun the job.

DFS1771I SC=08 NUMBER OF LITERALS OR CONTROL FUNCTIONS EXCEEDS DEVICE FEATURES. MAXIMUM NO. ASSUMED

Explanation: More than the maximum allowable

literals or control functions were specified for the DEV statement.

System action: If more than 36 literals or control functions are specified on the PFK= operand, the first 36 are used. IMS continues with the next operand.

Programmer response: Correct the syntax, and rerun the job.

DFS1772I SC=08 ONLY ONE PPAGE STATEMENT ALLOWED FOR DIV TYPE=INPUT

Explanation: More than one PPAGE statement was supplied for DIV TYPE=INPUT.

System action: This PPAGE statement is ignored, and processing continues with the next statement.

Programmer response: Remove the PPAGE statement from the input stream, and rerun the job.

DFS1773I SC=04 PPAGE STATEMENT ASSUMED

Explanation: A PPAGE statement was assumed for the specified DEV.TYPE for DIV OPTIONS=MSG/DPAGE and TYPE=INPUT.

System action: A PPAGE statement is assumed and processing continues with the next statement.

Programmer response: Supply a PPAGE statement at this point in the input stream, and rerun the job.

DFS1774I SC=08 PPAGE STATEMENT HAS NO LABEL FOR OPTIONS=PPAGE. DIAGNOSTIC LABEL USED

Explanation: For DIV OPTIONS=PPAGE, the PPAGE statement must have a user-provided label so that a meaningful name is sent to the remote program.

System action: If no name is provided in the remote program, the diagnostic label is sent as the format name. The PPAGE statement processing continues.

Programmer response: Specify a label on the PPAGE statement, and rerun the job.

DFS1775I SC=08 PPAGE STATEMENT INVALID FOR DEVICE TYPE. PPAGE STATEMENT IGNORED

Explanation: The PPAGE statement was invalid for the specified DEV.TYPE.

System action: The PPAGE statement is ignored, and processing continues with the next statement.

Programmer response: Remove the PPAGE statement from the input stream, and rerun the job.

DFS1776I SC=04 FEAT= TRUNCATED TO LAST 2 DIGITS

Explanation: More than 2 digits were specified on the DEV statement FEAT=*number* specification.

System action: The FEAT=*number* specification is truncated to the right-most 2 digits. Processing continues with the next operand.

Programmer response: Specify the FEAT=*number* to contain no more than 2 digits. Rerun the job.

DFS1777I SC=08 NULL FEAT =*number* ; 1 IS ASSUMED

Explanation: A null FEAT=*number* specification was supplied on the DEV statement. A feature number between 1 and 10 must be provided.

System action: FEAT=1 is assumed, and processing continues with the next operand.

Programmer response: Specify a valid FEAT=*number*, and rerun the job.

DFS1778I SC=08 FEAT= INVALID. 1 ASSUMED

Explanation: The FEAT=*number* specification on the DEV statement must be greater than or equal to 1 and less than or equal to 10. The number supplied was not in this range.

System action: FEAT=1 is assumed, and processing continues with the next operand.

Programmer response: Respecify a valid FEAT=*number*, and rerun the job.

DFS1779I SC=12 MESSAGE LABEL AND SOR= NAME CANNOT BE IDENTICAL. REFERRAL UPDATE ABORTED

Explanation: The label on the MSG statement and the format name on the SOR= keyword were identical; a valid directory entry cannot be created.

System action: The MSG block is not written to IMS REFERAL, and processing continues with the next source statement.

Programmer response: Rename either the MSG label or the SOR= format name parameter to ensure that the names are different. Rerun the job.

DFS1780I SC=08 POS=*nnn*. *nnn* IS LESS THAN 1 OR LEFT MARGIN

Explanation: The POS= operand on the DFLD statement has been specified as 0 or is less than the left margin. In either case, the position of the DFLD is to the left of the left margin column.

System action: The user-defined left margin is assumed as the position of the DFLD. If no

user-defined left margin was supplied, a position of 1 is assumed. Processing continues with the next operand.

Programmer response: Specify the wanted position number, and rerun the job.

DFS1781I SC=04 RCD STATEMENT CANNOT OCCUR IN THIS SEQUENCE IN THE INPUT STREAM. RCD STATEMENT IGNORED

Explanation: The RCD statement can only appear after a PPAGE, DO, or DFLD statement, and within the scope of a DPAGE statement.

System action: The RCD statement is ignored, and processing continues with the next statement.

Programmer response: Remove the RCD statement from this point in the input stream, and rerun the job.

DFS1782I SC=08 OPTIONS=*'option'* INVALID FOR SPECIFIED DEVICE TYPE

Explanation: The *option* is not allowed for the device type specified by the TYPE= operand in the DEV statement, or the combination of device type and DIV TYPE= operand.

System action: The option indicated in the message is ignored, and processing continues with this statement.

Programmer response: Correct the DEV TYPE= (or DIV TYPE=) specification, or remove this option, and rerun the job.

DFS1783 SC=08 '*ccccccc*' INVALID FOR DIV TYPE=OUTPUT

Explanation: Options=/RDPN specification is valid only for DIV TYPE=INPUT for this device type.

System action: Options=/RDPN specification reset and compilation continues.

Programmer response: Remove options=/RDPN parameter from DIV statement or change to DIV TYPE= input. Resubmit the job after making change.

DFS1784I SC=08 PPAGE STATEMENT ASSUMED. DIAGNOSTIC LABEL OF ASSUMED PPAGE USED

Explanation: A PPAGE statement was assumed for the specified DEV.TYPE for DIV OPTIONS=PPAGE and TYPE=OUTPUT. The diagnostic label of the assumed PPAGE is sent to the remote program as the format name.

System action: Processing continues with the next statement.

Programmer response: Supply a PPAGE statement with a valid label at this point in the input stream, and rerun the job.

DFS1785I SC=04 RCD STATEMENT INVALID FOR SPECIFIED DEVICE TYPE. RCD STATEMENT IGNORED

Explanation: The RCD statement is invalid for the specified DEV.TYPE.

System action: The RCD statement is ignored, and processing continues with the next statement.

Programmer response: Remove the RCD statement from this point in the input stream, and rerun the job.

DFS1786I SC=08 LINE INCREMENT OR POSITION INCREMENT IS INVALID FOR DEVICE TYPE. SPECIFICATION IGNORED

Explanation: On the DO statement, a line or position increment was invalid for the specified DEV.TYPE.

System action: The DEV.TYPE specification is ignored, and processing continues with the next operand.

Programmer response: Remove the line or column increment from the DO statement, and rerun the job.

DFS1787I SC=08 MAX OR COLUMN INCREMENT INVALID FOR DEVICE TYPE. SPECIFICATION IGNORED

Explanation: On the DO statement, a column increment or MAX was invalid for the specified DEV.TYPE.

System action: The DEV.TYPE specification is ignored, and processing continues with the next operand.

Programmer response: Remove the column increment or MAX from the DO statement, and rerun the job.

DFS1788I SC=08 BOUND= KEYWORD INVALID FOR DEVICE TYPE. SPECIFICATION IGNORED

Explanation: On the DO statement, the BOUND= keyword was invalid for the specified DEV.TYPE.

System action: The DEV.TYPE specification is ignored, and processing continues with the next operand.

Programmer response: Remove the BOUND= keyword from the DO statement, and rerun the job.

DFS1789I SC=04 MULTIPLE RCD STATEMENTS WITH NO INTERVENING DFLD STATEMENTS. LAST RCD STATEMENT IGNORED

Explanation: Multiple RCD statements appeared consecutively in the input stream.

System action: The last RCD statement is ignored, and processing continues with the next statement.

Programmer response: Remove the RCD statement from the input stream, and rerun the job.

DFS1790I SC=08 ATTR= SPECIFICATION INVALID FOR SPECIFIED DEVICE TYPE

Explanation: On a DFLD statement, only ATTR=YES or NO, and for the specified device type, only ATTR=Yes and ATTR=No are valid.

System action: The ATTR= specification is ignored, and processing continues with the next operand.

Programmer response: Correct the ATTR= specification on the DFLD statement, and rerun the job.

DFS1791I SC=08 DPAGE STATEMENT HAS NO LABEL FOR OPTIONS=DPAGE. DIAGNOSTIC LABEL USED

Explanation: For DIV OPTIONS=DPAGE, the DPAGE statement must have a user-provided label, so that the remote program is sent a meaningful format name. If none is provided, the diagnostic label is sent as the format name.

System action: The DPAGE statement processing continues.

Programmer response: Specify a label on the DPAGE statement, and rerun the job.

DFS1792I SC=08 DPAGE STATEMENT REQUIRED FOR DIV OPTIONS=DPAGE AND TYPE=OUTPUT

Explanation: A DPAGE statement should be supplied for the specified DEV.TYPE and DIV statement with OPTIONS=DPAGE and TYPE=OUTPUT. The label on the FMT statement is sent to the remote program as the format name.

System action: Processing continues with the current statement.

Programmer response: Provide a DPAGE statement with a valid label at this point in the input stream.

DFS1793I SC=08 SCA OPTION INVALID FOR DEVICE TYPE. SCA OPTION IGNORED

Explanation: On the DFLD statement, the SCA option is invalid for the specified DEV.TYPE.

System action: The SCA option is ignored, and processing continues with this operand.

Programmer response: Remove the SCA option from the DFLD, and rerun the job.

DFS1794I SC=08 LTH=VALUE IS NOT 2 FOR SCA OPTION. LTH= SPECIFICATION DEFAULTED TO 2

Explanation: The SCA option had an LTH= value specified on the DFLD statement. other than 2.

System action: An LTH=2 specification is assumed, and processing continues with this operand.

Programmer response: Correct the LTH= specification to 2 on the DFLD statement, and rerun the job, or omit the LTH= specification, and rerun the job.

DFS1795I SC=08 LABEL AND SCA OPTION NOT COMPATIBLE. SCA OPTION IGNORED

Explanation: A labeled DFLD statement cannot be reserved for SCA output.

System action: The SCA option is ignored, and processing continues with this operand.

Programmer response: Remove the label or the SCA option on the DFLD statement, and rerun the job.

DFS1796I SC=08 LTH=VALUE GREATER THAN 8 INVALID FOR PASSWORD. LTH=8 ASSUMED

Explanation: The value specified for an LTH= operand was greater than 8 for the PASSWORD option on the DFLD statement.

System action: LTH=8 is assumed, and processing continues with this operand.

Programmer response: Specify LTH=8 or omit the LTH= operand on the DFLD statement, and rerun the job.

DFS1797I SC=08 SCA OPTION INVALID FOR DIV TYPE=INPUT. SCA OPTION IGNORED

Explanation: The SCA option is invalid on the DFLD for DIV TYPE=INPUT.

System action: The SCA option is ignored, and processing continues with this operand.

Programmer response: Remove the SCA option from the DFLD, and rerun the job.

DFS1798I SC=04 MULTIPLE SEGEXIT/ NOSEGEXIT SPECIFICATIONS IN OPTIONS= KEYWORD INVALID

Explanation: Multiple SEGEXIT or NOSEGEXIT options were supplied on the DIV statement OPTIONS= specification.

System action: The first SEGEXIT or NOSEGEXIT

option specified is used, and processing continues with this operand.

Programmer response: Remove the multiple SEGEXIT or NOSEGEXIT options from the OPTIONS= specification, and rerun the job.

DFS1799I SC=08 FLDEXIT/NOFLDEXIT/SEGEXIT/ NOSEGEXIT PARAMETERS INVALID ON OPTIONS= KEYWORD FOR DIV TYPE=OUTPUT

Explanation: The options FLDEXIT, NOFLDEXIT, SEGEXIT, NOSEGEXIT are invalid on the DIV statement OPTIONS keyword for DIV TYPE=OUTPUT.

System action: These options are ignored, and processing continues with this operand.

Programmer response: Remove FLDEXIT, NOFLDEXIT, SEGEXIT, or NOSEGEXIT from the OPTIONS keyword, or change DIV TYPE to INPUT. Rerun the job.

DFS1800I SC=08 ATTR=*operand* INCOMPATIBLE WITH SCA OPTION. OPERAND IGNORED

Explanation: ATTR=YES or ATTR=*nm* must not be specified on a DFLD statement when the SCA option is also specified.

System action: The ATTR=YES or ATTR=*nm* specification is ignored, and processing continues with the next operand.

Programmer response: Remove ATTR=YES or ATTR=*nm* from the DFLD statement, and rerun the job.

Chapter 40. DFS messages, DFS1801I - DFS1850I

This topic contains the following messages:

DFS1801I SC=16 NO DFLDS DEFINED IN THIS DPAGE. FMT MEMBER NOT WRITTEN TO REFERAL

Explanation: For the specified DEV.TYPE and DIV TYPE=OUTPUT, at least one DFLD must be defined in this DPAGE. A severity code of 16 forces this FMT member not to be written to REFERAL.

System action: Processing continues with the next statements with a syntax-only check for the remainder of this FMT.

Programmer response: Define at least one DFLD statement in this DPAGE, and rerun the job.

DFS1802I SC=08 FIELD LENGTH CANNOT EXCEED DIV RCDCTL VALUE. LENGTH SPECIFICATION DEFAULTED TO RCDCTL VALUE

Explanation: This message is issued if RCDCTL=NOSPAN was specified and the LTH= specification on the named DFLD has exceeded the DIV RCDCTL= value. The message is also issued if the literal DFLD length has exceeded the DIV RCDCTL= value.

System action: The RCDCTL value is assumed as the DFLD length, and processing continues with this operand.

Programmer response: Change either the DFLD LTH= specification or the DIV RCDCTL= specification such that the field length is less than or equal to the RCDCTL value. Rerun the job.

DFS1803I SC=04 POS= SPECIFICATION IGNORED FOR DEVICE TYPE

Explanation: A POS= specification cannot be supplied on the DFLD for the specified DEV.TYPE.

System action: The POS= specification is ignored, and processing continues with this operand.

Programmer response: Remove the POS= specification from the DFLD statement, and rerun the job.

DFS1804I SC=08 LDEL=X'HEXSTRING', HEXSTRING TRUNCATED TO FIRST 4 HEX CHARACTERS

Explanation: More than 4 hexadecimal characters were supplied on the LDEL= specification. The hexadecimal

string is truncated to the left-most 4 hexadecimal characters.

System action: Processing continues with this operand.

Programmer response: Provide 4 hexadecimal characters on the LDEL= specification on the DEV statement, and rerun the job.

DFS1805I SC=04 LDEL=X'HEXSTRING', HEX DIGITS OF X'0000' SPECIFIED

Explanation: Line delete characters of X'0000' can inadvertently cause a segment to be deleted when the last field in the segment contains EBCDIC nulls (X'00').

System action: Processing continues with this operand.

Programmer response: Verify that line delete characters of '0000' do not conflict with EBCDIC nulls.

DFS1806I SC=08 LDEL=X'HEXSTRING', NULL HEX STRING SPECIFIED. DEVICE TYPE DEFAULT USED

Explanation: On the DEV statement, LDEL= has a null hexadecimal string.

System action: The DEV.TYPE line delete default is assumed. For the device type defaults, see the DEV statement information. Processing continues with this operand.

Programmer response: Provide a valid LDEL= specification, and rerun the job.

Related reference:

 DEV statement (System Utilities)

DFS1807I SC=08 type-c INTEGER TRUNCATED TO FIRST 2 DIGITS

Explanation: The DPM-An, DPM-Bn, or 3270-An of the DEV statement *n* exceeded 2 digits.

System action: The first 2 digits of *n* are used, and processing continues with this operand value.

Programmer response: Specify a valid number on the TYPE= operand, and rerun the job.

DFS1808I SC=08 NULL NUMBER FOLLOWED *type*. *type-identifier* ASSUMED

DFS1809I • DFS1816I

Explanation: A number was not specified after the symbolic device *type* on the TYPE= operand.

System action: A device type identifier is assumed, and processing continues with this operand. Device types that can be assumed are: DPM-A1, DPM-B1, or 3270-A1.

Programmer response: Specify a valid number on the TYPE= operand, and rerun the job.

DFS1809I SC=08 INVALID INTEGER SPECIFIED IN type DEVICE TYPE. type-identifier ASSUMED

Explanation: A device-type identifier must be specified as a 1- or 2-digit number from 1 to 15 as part of the TYPE= operand in the DEV statement.

System action: A device type identifier is assumed, and processing continues with this operand. Device types that can be assumed are: DPM-A1, DPM-B1, or 3270-A1.

Programmer response: Specify a valid integer for DEV TYPE= operand, and rerun the job.

DFS1810I SC=08 FTAB=X'HEXSTRING' TOO LONG. HEX STRING TRUNCATED TO FIRST 16 DIGITS

Explanation: More than 16 hexadecimal digits were found in the FTAB=X'HEXSTRING' specification.

System action: The hexadecimal string is truncated to the first 16 hexadecimal digits. Processing continues with this operand.

Programmer response: Correct the hexadecimal string FTAB specification, and rerun the job.

DFS1811I SC=08 'HEXSTRING' CONTAINS ODD NO. OF DIGITS. LAST BYTE PADDED ON RIGHT WITH 0

Explanation: An odd number of hexadecimal digits was found in the specification. The last hexadecimal digit is padded by a hexadecimal zero to complete the character.

System action: Processing continues with this operand.

Programmer response: Specify an even number of hexadecimal digits in the hex string specification, and rerun the job.

DFS1812I SC=04 FTAB=X'HEXSTRING', HEX DIGIT OF X'00' MAY BE INCOMPATIBLE WITH DIV NULL=DELETE

Explanation: Specifying DIV NULL=DELETE causes removal of trailing EBCDIC nulls (X'00') in a field until

an FTAB character is reached. An FTAB character of X'00' was not treated as an FTAB, but is deleted as an EBCDIC null.

System action: Processing continues with this operand.

Programmer response: If DIV NULL=DELETE is specified, change the DIV NULL=DELETE specification or do not define X'00' as a hexadecimal digit in an FTAB character. Rerun the job.

DFS1813I SC=04 MULTIPLE FLDEXIT/NOFLDEXIT SPECIFICATIONS IN OPTIONS= KEYWORD INVALID

Explanation: Multiple FLDEXIT or NOFLDEXIT options were supplied on the DIV statement OPTIONS= specification.

System action: The first FLDEXIT or NOFLDEXIT option specified is used, and processing continues with this operand.

Programmer response: Remove the multiple FLDEXIT or NOFLDEXIT options from the OPTIONS= specification, and rerun the job.

DFS1814I SC=08 USER FTAB CHARACTERS REQUIRED FOR MIX OR ALL. NONE DEFINED. FORCE ASSUMED

Explanation: Input data editing for the MIX or ALL options require user-defined FTAB characters. No FTAB characters were defined.

System action: FORCE is assumed. Processing continues with this operand.

Programmer response: Supply FTAB characters or change the MIX or ALL option to FORCE. Rerun the job.

DFS1815I SC=08 LDEL='LITERAL' LENGTH NOT EQUAL 2. DEVICE TYPE DEFAULT USED

Explanation: More than 2 line-delete characters were specified on the LDEL= operand.

System action: The LDEL= operand is ignored and the device type default is used. Processing continues with this operand.

Programmer response: Specify 2 line-delete characters, and rerun the job.

DFS1816I SC=04 MULTIPLE NULL= KEYWORDS INVALID

Explanation: Multiple NULL= keywords were coded on the DIV statement.

System action: The first specification is used, and processing continues with this operand.

Programmer response: Remove the multiple NULL= specifications, and rerun the job.

DFS1817I SC=04 MULTIPLE OPTIONS= KEYWORDS INVALID

Explanation: Multiple OPTIONS= keywords were coded on the DIV statement.

System action: The first specification is used, and processing continues with this operand.

Programmer response: Remove the multiple OPTIONS= specifications, and rerun the job.

DFS1818I SC=04 MULTIPLE HDRCTL= KEYWORDS INVALID

Explanation: Multiple HDRCTL= keywords were coded on the DIV statement.

System action: The first specification is used, and processing continues with this operand.

Programmer response: Remove the multiple HDRCTL= specifications, and rerun the job.

DFS1819I SC=04 MULTIPLE *keyword*= KEYWORDS INVALID

Explanation: The same keyword was specified more than once on the same statement.

System action: The first specification is used, and processing continues with this statement.

Programmer response: Specify the keyword and its operand only once, and rerun the job.

DFS1820I SC=04 MULTIPLE SPAN/NOSPAN SPECIFICATIONS IN RCDCTL KEYWORDS INVALID

Explanation: Multiple SPAN or NOSPAN options were found on the same RCDCTL= specification.

System action: The first SPAN or NOSPAN option specified is used, and processing continues with this operand.

Programmer response: Remove the multiple SPAN or NOSPAN options, and rerun the job.

DFS1821I SC=04 MULTIPLE NUMBERS IN RCDCTL SPECIFICATION INVALID

Explanation: Multiple record size numbers were specified on the RCDCTL= specification.

System action: The first record limit is used, and processing continues with this operand.

Programmer response: Remove the multiple record size numbers, and rerun the job.

DFS1822I SC=08 RCDCTL NUMBER TRUNCATED. LAST 5 DIGITS USED

Explanation: The numeric record size has exceeded 5 digits in the DIV statement RCDCTL= specification.

System action: The last 5 digits are used, and processing continues with this operand.

Programmer response: Specify a record size of no more than 5 digits. Rerun the job.

DFS1823I SC=08 NULL RCDCTL NUMBER. 256 USED

Explanation: A null record size number was supplied on the DIV statement RCDCTL= specification.

System action: A record size of 256 is assumed, and processing continues with this operand.

Programmer response: Specify a valid record size, and rerun the job.

DFS1824I SC=08 RCDCTL NUMBER OF 0 INVALID. 256 USED

Explanation: A zero record size was supplied on the DIV statement RCDCTL= specification. The record size must be between 1 and 32000.

System action: A default record size of 256 is assumed, and processing continues with this operand.

Programmer response: Specify a valid record size on the RCDCTL= specification and rerun the job.

DFS1825I SC=08 RCDCTL NUMBER EXCEEDS 32000. 256 USED

Explanation: A record size greater than 32000 was supplied on the DIV statement RCDCTL= specification. The record size must be between 1 and 32000.

System action: A default record size of 256 is assumed, and processing continues with this operand.

Programmer response: Specify a valid record size on the RCDCTL= specification, and rerun the job.

DFS1826I SC=04 MULTIPLE FIXED/VARIABLE SPECIFICATIONS IN HDRCTL= KEYWORD INVALID

Explanation: Multiple FIXED or VARIABLE options were supplied on the DIV statement HDRCTL= specification.

System action: The first FIXED or VARIABLE option specified is used, and processing continues with this operand.

Programmer response: Remove the multiple FIXED or VARIABLE options from the HDRCTL= specification, and rerun the job.

DFS1827I SC=04 MULTIPLE HDRCTL NUMBER SPECIFICATIONS INVALID

Explanation: Only one numeric-length specification is valid for the HDRCTL= keyword.

System action: The first numeric-length specification is used, and processing continues with this operand.

Programmer response: Specify only one numeric length on the HDRCTL= specification, and rerun the job.

DFS1828I SC=08 HDRCTL NUMBER TRUNCATED. LAST 2 DIGITS USED

Explanation: The HDRCTL= specification length parameter exceeded 2 digits.

System action: Only the last 2 digits are used, and processing continues with the next operand.

Programmer response: Omit the length specification or specify the HDRCTL= *length* you want, and rerun the job.

DFS1829I SC=08 NULL HDRCTL NUMBER. DEFAULT ASSUMED

Explanation: You specified null for HDRCTL=.

System action: The default of 7 is used, and processing continues with this operand.

Programmer response: Omit the length specification or specify an appropriate HDRCTL= *numeric length*, and rerun the job.

DFS1830I SC=04 MULTIPLE SIM/NOSIM2 SPECIFICATIONS IN OPTIONS= KEYWORD INVALID

Explanation: SIM or NOSIM2 was specified more than once in a single OPTIONS= keyword.

System action: The first SIM or NOSIM2 specification is used, and processing continues with this operand.

Programmer response: Resolve the multiple SIM or NOSIM2 specification conflict, and rerun the job.

DFS1831A SC=04 MULTIPLE operand/operand SPECIFICATIONS IN OPTIONS= KEYWORD INVALID

Explanation: Conflicting operands were specified in the OPTIONS= keyword.

System action: The first operand specified by the user is used, and processing continues.

Programmer response: Resolve the conflicting operands by selecting DNM or NODNM, or MSG, or both, DPAGE or PPAGE.

DFS1832I SC=08 RCDCTL= INVALID FOR SPECIFIED DEVICE TYPE

Explanation: RCDCTL= is only valid for TYPE= DPM-A1 through DPM-A10 on the DEV statement.

System action: The RCDCTL= specification is ignored, and processing continues with the next operand.

Programmer response: Correct the DEV.TYPE= statement or remove the RCDCTL= specification, and rerun the job.

DFS1833I SC=08 HDRCTL= INVALID FOR SPECIFIED DEVICE TYPE

Explanation: HDRCTL= is only valid for TYPE= DPM-A1 through DPM-A10 on the DEV statement.

System action: The HDRCTL= specification is ignored, and processing continues with the next operand.

Programmer response: Correct the DEV.TYPE= statement or remove the HDRCTL= specification, and rerun the job.

DFS1834I SC=08 keyword= INVALID FOR SPECIFIED DEVICE TYPE

Explanation: The keyword is not allowed for the device type specified by the TYPE= operand in the DEV statement.

System action: The keyword specification is ignored, and processing continues with the remaining keyword.

Programmer response: Correct the DEV TYPE= specification or remove this keyword, and rerun the job.

DFS1835I SC=08 NULL= INVALID FOR SPECIFIED DEVICE TYPE

Explanation: The DIV statement NULL= specification is only valid for DEV TYPE=DPM-A1 through DPM-A10.

System action: The NULL= specification is ignored, and processing continues with the next operand.

Programmer response: Correct the DEV.TYPE= specification or remove the NULL= specification, and rerun the job.

DFS1836I SC=08 MSG/DPAGE/PPAGE PARAMETERS INVALID ON OPTIONS= KEYWORD FOR DIV TYPE=INPUT

Explanation: For DIV TYPE=INPUT, the options MSG/DPAGE/PPAGE are invalid on the OPTIONS= keyword.

System action: These options are ignored, and processing continues with this operand.

Programmer response: Remove the MSG/DPAGE/PPAGE parameters from the OPTIONS= keyword or change the DIV TYPE to OUTPUT. Rerun the job.

DFS1837I SC=08 RCDCTL= INVALID FOR DEV MODE=STREAM. RCDCTL= IGNORED

Explanation: The DIV statement RCDCTL= specification was in conflict with DEV.MODE=STREAM.

System action: The RCDCTL specification is ignored, and processing continues with the next operand.

Programmer response: Resolve the RCDCTL= or DEV.MODE=STREAM conflict, and rerun the job.

DFS1838I SC=08 SPAN PARAMETER INVALID ON RCDCTL= KEYWORD FOR DIV TYPE=INPUT

Explanation: The SPAN specification for the RCDCTL= keyword is only valid for DIV TYPE=OUTPUT.

System action: The SPAN parameter is ignored, and processing continues with the next operand.

Programmer response: Resolve the SPAN or DIV TYPE=INPUT conflict, and rerun the job.

DFS1839I SC=08 *keyword*= INVALID FOR DIV TYPE=INPUT

Explanation: The keyword is invalid in the DIV statement for TYPE=INPUT.

System action: The keyword is ignored, and processing continues with the remaining keywords.

Programmer response: Remove the invalid keyword from the statement, and rerun the job.

DFS1840I SC=08 HDRCTL NUMBER INVALID. DEFAULT ASSUMED

Explanation: The length parameter of the HDRCTL= specification was not in the range of 7 to the RCDCTL length minus one.

System action: The value of 7 is used, and processing continues with the next operand.

Programmer response: Specify a valid HDRCTL length parameter, and rerun the job.

DFS1841I SC=08 NULL= INVALID FOR DIV TYPE=OUTPUT. NULL= IGNORED

Explanation: The NULL= specification is only valid for DIV TYPE=INPUT.

System action: The NULL= specification is ignored

when used for DIV TYPE=OUTPUT. Processing continues with the next operand.

Programmer response: Resolve the NULL= or DIV TYPE=OUTPUT conflict, and rerun the job.

DFS1842I SC=08 *device-type* IDENTIFIER DOES NOT BEGIN WITH A VALID CHARACTER. *type-A1* ASSUMED

Explanation: The first character of the device type identifier was specified incorrectly in the TYPE= keyword of the DEV statement.

System action: DPM-A1 or 3270-A1 is used as the device type, and processing continues with the next operand.

Programmer response: Specify the wanted identifier, and rerun the job.

DFS1843I SC=08 LDEL=X'HEXSTRING', HEXSTRING LENGTH IS NOT 4. HEXSTRING PADDED ON RIGHT WITH 0'S

Explanation: The LDEL= string was less than 4 hexadecimal digits.

System action: The string is padded on the right with zeros to a length of 4 hexadecimal digits. Processing continues with the next operand.

Programmer response: Expand the LDEL= string to 4 hexadecimal digits, and rerun the job.


DFS1844I SC=08 FTAB=X'HEXSTRING', HEXSTRING IS NULL. DEFAULT FTABS USED FOR APPLICABLE DEVICES

Explanation: A null hexadecimal string was supplied on the DEV statement FTAB= specification. For a list of the device types with default FTABS, see the "MFS Language utility (DFSUPAA0)" topic.

System action: FTABS are assumed for applicable devices, and processing continues with the next operand.

Programmer response: Supply a valid FTAB specification, and rerun the job.

Related reference:

 MFS Language utility (DFSUPAA0) (System Utilities)

DFS1845I SC=04 RCD STATEMENT IS INVALID FOR DEV MODE=STREAM. RCD STATEMENT IGNORED

Explanation: You cannot specify the RCD statement for STREAM mode.

System action: The RCD statement is ignored, and processing continues with the next statement.

Programmer response: Remove the RCD statement from the input stream or specify RECORD mode. Rerun the job.

DFS1846I SC=08 HEXSTRING CONTAINS
INVALID HEX DIGIT. HEX DIGIT X'0'
ASSUMED

Explanation: A string defined to be in hexadecimal digits contained a character other than A to F or 0 to 9.

System action: A zero is substituted for the invalid character, and processing continues with the next operand.

Programmer response: Find the invalid hexadecimal character on the string, specify a valid value, and rerun the job.

DFS1847I SC=08 SIM/NOSIM2 PARAMETERS
INVALID ON OPTIONS= KEYWORD
FOR DIV TYPE=INPUT

Explanation: The options SIM/NOSIM2 are invalid on the DIV statement OPTIONS= keyword for DIV TYPE=INPUT.

System action: The SIM/NOSIM2 options are ignored, and processing continues with this operand.

Programmer response: Remove the SIM or NOSIM2 parameters from the OPTIONS keyword or change the DIV TYPE to OUTPUT. Rerun the job.

DFS1848I SC=08 DSCA=X'HEXSTRING',
HEXSTRING IS NOT 4 HEX DIGITS.
STRING PADDED ON RIGHT WITH
0'S

Explanation: The DSCA= keyword had fewer than 4 hexadecimal digits specified. The specification is padded on the right with a hexadecimal zero to a length of 4 hexadecimal digits.

System action: Processing continues with the next operand.

Programmer response: Specify 4 hexadecimal digits in the DSCA= operand, and rerun the job.

DFS1849E CHANGE NOT SUPPORTED BY
ALTER OPTION RS=*rsnc* PST=*pstno*
SEGMENT *segmname*

or

CHANGE NOT SUPPORTED BY ALTER OPTION
RS=*rsnc* PST=*pstno* SEGMENT *segmname* FIELD
fld_name

Explanation: The database definition (DBD) contains a

change to the database structure that cannot be applied to the online database by using the ALTER option of the INITIATE OLREORG command.

In the message text:

pstno The program specification table (PST) number, relative to zero.

rsnc The reason code that identifies the DBD change that is not supported by the ALTER option. See the following list of reason codes for an explanation of each code.

segmname The name of the segment that contains the unsupported change.

fld_name The name of the field that contains the unsupported change.

Reason code
Unsupported change

- 1 The access method of the database is changed. For example, the access method in use by the online database is PHDAM, but the new DBD specifies PHIDAM.
- 2 The randomizer changed.
- 3 The exit routine changed.
- 4 The number of segments changed.
- 5 The number of database data set groups changed.
- 6 The length of a logical child or logical parent segment changed.
- 7 The segment level changed.
- 8 The segment prefix changed.
- 9 The segment changed from fixed-length to variable-length or vice versa.
- 10 The insert rule changed.
- 11 The delete rule changed.
- 12 The segment code changed.
- 13 The length of the concatenated key changed.
- 14 A logical relationship was added or changed. For example, changing the source segment of a secondary index is unsupported by the HALDB alter function.
- 15 The segment length was decreased, which caused an existing field to be deleted.
- 16 The field was deleted, moved to another segment, or its name was changed.
- 17 The key length of the field changed.
- 18 The field length changed.
- 19 The value of the TYPE keyword on the FIELD statement changed.
- 20 The new field was added between existing fields in

| the segment. The ALTER option can add new fields
| to a segment only after the existing fields.

| **21** The parent of the segment changed.

| **22** The segment length was decreased.

| **System action:** The ALTER operation terminates.


| **System programmer response:** The ALTER option
| cannot be used to apply the change indicated by the
| reason code.

| If the unsupported change is required, you can apply it
| to the database by taking the database offline and
| unloading and reloading it.

| If the unsupported change is not required and you
| need to continue to use the ALTER option to apply
| other changes to the database, remove the unsupported
| change from the database definition, regenerate the
| DBD and ACB library members, and issue the
| INITIATE OLREORG OPTION(ALTER) command
| again.

| **Module:** DFS5DBB0

| **Related tasks:**

|  Altering the definition of an online HALDB
| database (Database Administration)

| **Related reference:**

|  INITIATE OLREORG command (Commands)

**DFS1850I SC=04 NULL DEVCHAR SUFFIX.
DEVCHAR TABLE DFSUDT00 USED**

Explanation: No suffix was specified on the
DEVCHAR= parameter of the EXEC statement.

System action: The name of the device characteristic
table that will be loaded is DFSUDT00.

Programmer response: Specify a valid single
alphanumeric suffix for the DEVCHAR= parameter on
the EXEC statement, and rerun the job.

Chapter 41. DFS messages, DFS1851I - DFS1900I

This topic contains the following messages:

DFS1851I SC=04 DEVCHAR SUFFIX '*suffix*' TRUNCATED TO FIRST CHARACTER

Explanation: More than 1 character was specified on the DEVCHAR= parameter of the EXEC statement. The message displays up to 8 of the characters that were present.

System action: Only the first character is used as the 1 character suffix for the device characteristics table name.

Programmer response: Specify a valid single alphanumeric suffix for the DEVCHAR= parameter on the EXEC statement, and rerun the job.

DFS1852W THE CATALOG PSB DFSCP000 IS UNSCHEDULABLE ERROR CODE=*xx*

Explanation: IMS failed to build the application control blocks for the catalog PSB DFSCP000, so the PSB can no longer be scheduled.

Error code

	Explanation
1	BLDL macro call for PSB DFSCP000 failed or the DFSCP000 member does not exist in the active ACB library.
2	The DFSCP000 member exists in the active ACB library, but the active member is not a PSB.
3	The active version of the PSB DFSCP000 member is not compatible with this version of IMS.
4	The intent list of PSB DFSCP000 could not be read from the ACB library during IMS initialization.
5	The catalog control blocks cannot be built because the program or database directory blocks could not be created during IMS initialization.
8	The catalog application control blocks cannot be built because storage could not be obtained.
9	The intent list of PSB DFSCP000 could not be read from the ACB library after an online change was committed.
10	The catalog application control blocks cannot be built because storage could not be obtained during the commit phase of an online change.
11	The catalog application control blocks cannot

be built because the program or database directory blocks could not be created during the commit phase of an online change.

- 12 IMS failed to load the DFSXRBB0 module during the commit phase of an online change.
- 13 The online change process failed to make DMB DFSCD000 or DFSCX000 resident.
- 14 The online change process failed to make the intent list of PSB DFSCP000 resident.
- 15 The online change process failed to make PSB DFSCP000 resident.

System action: The catalog PSB DFSCP000 cannot be scheduled. If an application program issues a DLI call for DFSCAT00, the catalog PCB, the required dynamic attachment of DFSCP000 fails with a U0253 abend. If the application attempts to directly schedule DFSCP000, a U0456 abend occurs.

System programmer response: For error codes 1, 2, 3, 4, 5, 9, 13, 14, and 15, perform an ACBGEN with BUILD PSB=DFSCP000. For the other error codes, resolve the underlying error.

DFS1853I ACBSHR = Y, SET USING CSL ACBSHR VALUE

| *or*

| **ACBSHR = N, SET USING CSL ACBSHR VALUE**

| *or*

| **ACBSHR = Y, SET USING CSL DEFAULT VALUE**

| *or*

| **ACBSHR = Y, SET AS THE DEFAULT VALUE**

| **Explanation:** If the Common Service Layer (CSL) is used, during IMS initialization, this message shows the source and the ACBSHR value.

| If the CSL is not used during IMS initialization, the following message is issued when ACBSHR=Y is set as the default ACBSHR value for
| <SECTION=FASTPATH>: ACBSHR = Y, SET AS THE
| DEFAULT VALUE.

| **System action:** Processing continues.

| **System programmer response:** No action is required.

Module: DBFFATC1

DFS1854I SC=08 VERSID LENGTH INVALID, X'hhhh' USED

Explanation: The hexadecimal specification for version ID was either less than, or greater than, 4 hexadecimal characters.

System action: The 4 hexadecimal characters presented in the X'hhhh' part of the message are used for the version ID. If the specification is more than 4 hexadecimal characters, the first 4 specified are used. If the specification is less than 4 characters, the value is padded on the right with zeros to a length of 4 characters.

Programmer response: Correct the version ID specification by using exactly 4 hexadecimal characters, and rerun the job.

DFS1855I SC=08 VERSID LENGTH INVALID, 'cc' USED

Explanation: The specification for version ID was either less than or greater than 2 characters.

System action: The 2 characters (cc) presented in the message are used for the version ID. If less than 2 characters are specified, blanks are added. If more than 2 characters are specified, the first 2 characters are used.

Programmer response: Correct the version ID specification by using exactly 2 characters and rerun the job.

DFS1856I SC=04 PF KEY NUMBER 'nnnnnnnn' IS NOT A VALID INTEGER. SUBPARAMETER IGNORED

Explanation: The specified PF key number was not a number from 1 to 36.

System action: This invalid PF key number and its operand are ignored. Processing continues without this subparameter.

Programmer response: Specify a PF key number from 1 to 36, and rerun the job.

DFS1857I SC=04 PF KEY NUMBER 'nn' IS A DUPLICATE NUMBER AND IS IGNORED

Explanation: The PF key number on this subparameter has been previously specified.

System action: The first specification is used, and processing continues with this subparameter.

Programmer response: Correct the duplicate specification, and rerun the job.

DFS1858I SC=08 DEVCHAR TABLE DFSUDDT0x NOT FOUND. DFSUDDT00 USED

Explanation: The member named in the message was not found in IMS.SDFSRESL.

System action: An attempt is made to find DFSUDDT00 and processing continues.

Programmer response: Specify a device characteristics table suffix that agrees with the member in the IMS.SDFSRESL, and rerun the job.

DFS1859I SC=08 DEVCHAR TABLE DFSUDDT00 NOT FOUND. NO TABLE LOADED

Explanation: The device characteristics table DFSUDDT00 was not found in IMS.SDFSRESL.

System action: The system issues message DFS1861I, assumes an IBM 3270 model 2 device type, and continues processing.

Programmer response: Specify a device characteristics table suffix that identifies the desired member in IMS.SDFSRESL before using the symbolic device type 3270-An on the DEV statement.

Related information:

"DFS1861I"


DFS1860I SC=08 PERMANENT I/O ERROR READING SDFSRESL DIRECTORY FOR DEVCHAR TABLE. NO TABLE USED

Explanation: The BLDL macro returned a return code of 08, indicating a permanent input/output error was detected when the system attempted to search the directory.

System action: The system issue message DFS1861I, assumes a 3270 model 2 device type, and continues processing.

Problem determination: 1, 2, 3, 16, 23

Related reference:

 z/OS: BLDL completion codes

Related information:

"DFS1861I"

Chapter 2, "IMS problem determination," on page 13

DFS1861I SC=08 DEVCHAR TABLE NOT LOADED. 3270 ASSUMED

Explanation: The device characteristics table was not loaded. Error message DFS1859I or DFS1860I should precede this message.

System action: A 3270 model 2 device type is assumed, and processing continues.

Programmer response: Correct the cause of message

DFS1859I or DFS1860I, and rerun the job.

Related information:

“DFS1859I” on page 400

“DFS1860I” on page 400

DFS1862I SC=08 3270-An DEVICE TYPE NOT FOUND IN THE DEVCHAR TABLE. 3270 ASSUMED

Explanation: The device type symbolic name, mentioned in the message, was not found in the device characteristics table that was loaded.

System action: A 3270 model 2 device type is assumed, and processing continues.

Programmer response: Ensure that the correct suffixed device characteristics table was used, and that the symbolic name used in the system definition is the same name used on the DEV statement. Correct any errors, and rerun the job.

DFS1863I SC=04 DEVICE FEATURES SPECIFIED NOT FOUND IN DEVCHAR TABLE

Explanation: The loaded device characteristics table did not have an entry for the symbolic name specified on the TYPE= keyword of the DEV statement with the same features that were specified on the FEAT= operand of the DEV statement.

System action: The system uses the features that are specified or assumed for the DEV statement, rather than those found in the device characteristics table entry.

Programmer response: The format for this symbolic device type and features will not be referenced in an online system because there will be no defined device and features that match. Correct any errors, and rerun the job.

DFS1864I SC=04 RCDCTL=SPAN IS INVALID FOR DPM-B*n*

Explanation: RCDCTL=SPAN is not allowed when TYPE=DPM-B*n* is specified on the DEV statement.

System action: The SPAN specification is ignored, and processing continues with the next operand.

Programmer response: Change the SPAN specification to NOSPAN, remove it from the RCDCTL= operand, or change the device type specification, and rerun the job.

DFS1865I SC=08 PPAGE OPTION INVALID ON OPTIONS= KEYWORD FOR DIV TYPE=INPUT

Explanation: For DIV TYPE=INPUT, the option PPAGE is invalid on the OPTIONS= keyword.

System action: The PPAGE option is ignored, and

processing continues with this operand.

Programmer response: Remove PPAGE from the OPTIONS= keyword or change the DIV TYPE to OUTPUT. Rerun the job.

DFS1866I SC=04 RDPN=DFLDNAME TRUNCATED TO 'ccccccc'

Explanation: The return destination process name (dfldname) was greater than 8 characters.

System action: Only the first 8 characters of the dfldname are used, and processing continues with this operand.

Programmer response: Provide a dfldname with no more than 8 characters, and rerun the job.

DFS1867I SC=08 name= 'LITERAL' INVALID FOR DIV TYPE=INPUT

Explanation: Either the destination process name (DPN) or the primary resource name (PRN) literal was not valid when DIV TYPE=INPUT is specified.

System action: The literal specification is ignored, and processing continues with the next operand.

Programmer response: Remove the literal specification or change DIV TYPE to OUTPUT.

DFS1868I SC=04 DPN='LITERAL' TRUNCATED TO 'ccccccc'

Explanation: The destination process name literal was greater than 8 characters.

System action: Only the first 8 characters of the literal are used, and processing continues with this operand.

Programmer response: Provide a literal with no more than 8 characters, and rerun the job.

DFS1869I SC=04 DPN=DFLDNAME TRUNCATED TO 'ccccccc'

Explanation: The destination process name (dfldname) was greater than 8 characters.

System action: Only the first 8 characters of the dfldname are used, and processing continues with this operand.

Programmer response: Provide a dfldname with no more than 8 characters, and rerun the job.

DFS1870I SC=04 PRN='LITERAL' TRUNCATED TO 'ccccccc'

Explanation: The primary resource name (PRN) literal was greater than 8 characters.

System action: Only the first 8 characters of the literal are used, and processing continues with this operand.

DFS1871I • DFS1879I

Programmer response: Provide a literal with no more than 8 characters, and rerun the job.

DFS1871I SC=04 PRN=DFLDNAME TRUNCATED
TO 'ccccccc'

Explanation: The primary resource name (dflname) was greater than 8 characters.

System action: Only the first 8 characters of the dflname are used, and processing continues with this operand.

Programmer response: Provide a dflname with no more than 8 characters, and rerun the job.

DFS1872I SC=04 RPRN='LITERAL' TRUNCATED
TO 'ccccccc'

Explanation: The return primary resource name (RPRN) literal was greater than 8 characters.

System action: Only the first 8 characters of the literal are used, and processing continues with this operand.

Programmer response: Provide a literal with no more than 8 characters, and rerun the job.

DFS1873I SC=04 RPRN=DFLDNAME
TRUNCATED TO 'ccccccc'

Explanation: The return primary resource name (dflname) literal was greater than 8 characters.

System action: Only the first 8 characters of the dflname are used, and processing continues with this operand.

Programmer response: Provide a dflname with no more than 8 characters, and rerun the job.

DFS1874I SC=08 name='LITERAL', NOT
SPECIFIED OR ZERO LENGTH ' '
USED

Explanation: The destination process name (DPN), the primary resource name (PRN), or the return primary resource name (RPRN) literal was null.

System action: A single blank is used as the literal, and processing continues with the next operand.

Programmer response: Specify the appropriate literal, and rerun the job.

DFS1875I SC=08 name=DFLDNAME,
DFLDNAME HAS NO CHARACTERS
AND IS IGNORED

Explanation: The destination process name (DPN), the primary resource name (PRN), or the return primary resource name (RPRN) dflname specification was a null value.

System action: The dflname specification is ignored,

and processing continues with the next operand.

Programmer response: Specify the appropriate dflname, and rerun the job.

DFS1876I SC=08 OFTAB LENGTH INVALID,
X'hh' USED

Explanation: The output field tab separator was not 2 hexadecimal characters in length.

System action: If more than 2 hexadecimal characters are specified, the first 2 hexadecimal characters specified are used, and processing continues with the operand. If no hexadecimal characters are specified, then X'00' is used.

Programmer response: Specify exactly 2 hexadecimal characters for output field tab separator character, and rerun the job.

DFS1877I SC=08 OFTAB LENGTH INVALID, C'
USED

Explanation: The output field tab separator was not 1 character.

System action: If no valid character is specified, a comma is used. If more than one character is specified, the first character specified is used.

Programmer response: Specify exactly one character as the output field tab separator character, and rerun the job.

DFS1878I SC=08 OFTAB CHARACTER X'hh'
INVALID, SPECIFICATION IGNORED

Explanation: The output field tab separator character was specified as either X'hh' or C'c' cannot be an X'3F' or a blank character.

System action: The specification is ignored, and processing continues with the next operand.

Programmer response: Provide a valid character for the output field tab separator, and rerun the job.

DFS1879I SC=04 keyword= SPECIFICATION
IGNORED

Explanation: The specified keyword was in conflict with other specifications and is ignored.

System action: Processing continues with the next operand.

Programmer response: If the other parameters are correct, remove this keyword, and rerun the job.

DFS1880I SC=08 EGCS LITERAL STRING INVALID

Explanation: A literal expressed as an extended graphic character set (EGCS) literal was specified for a normal literal. The MFS design does not allow an EGCS literal for this function.

System action: The EGCS literal is ignored and processing continues with the next operand.

Programmer response: Specify the literal as a non-EGCS literal and rerun the job.

Problem determination: Not applicable

DFS1881I SC=04 EGCS LITERAL CONTAINS AN ODD NUMBER OF BYTES

Explanation: This warning message indicates that some devices require that extended graphic character set (EGCS) data be an even number of bytes.

System action: The EGCS literal is accepted unchanged and processing continues.

Programmer response: Ensure that the EGCS literal contains the correct number of bytes, and rerun the job, if required.

DFS1882I SC=08 ATTR=*m* VALUE INVALID, 1 USED

Explanation: The value specified for the number of extended attributes to be dynamically modifiable was not a number in the range from 1 to 4.

System action: The value of 1 is used and processing continues with this operand.

Programmer response: Specify the extended attribute value as a number in the range from 1 to 4 and rerun the job.

DFS1883I SC=04 PS VALUE IGNORED

Explanation: For device type SCS1, the extended graphic character set (EGCS) attribute does not use a programmed symbol value.

System action: MFS assumes a specification of EGCS, ignores the programmed symbol value, and continues processing.

Programmer response: Specify the EGCS attribute as EGCS without a programmed symbol value and rerun the job.

Problem determination: Not applicable

DFS1884I SC=08 PS SPECIFICATION INVALID WITH EGCS LITERAL, EGCS'F8' USED

Explanation: A programmed symbol attribute of PX'hh' or PC'c' was specified along with an extended graphic character set (EGCS) literal. An EGCS attribute was expected. For an SCS1 device type, the 'F8' will not be present in the control block.

System action: For 3270 devices, the extended attribute is changed to EGCS'F8'. For an SCS1 device type, the extended attribute is changed to EGCS. Processing continues.

Programmer response: Specify the extended attribute as EGCS'hh' (for EGCS, for SCS1) or specify the literal as a non-EGCS literal, and rerun the job.

Problem determination: Not applicable

DFS1885I SC=08 EGCS EXTENDED ATTRIBUTE IGNORED

Explanation: An extended attribute of EGCS'hh' or EGCS was specified along with a non-EGCS literal.

System action: The EGCS extended attribute is ignored. Any programmed symbol value is reset, and processing continues.

Programmer response: Specify the programmed symbol attribute as PX'hh' or PC'c' or change the literal specification to an EGCS literal, and rerun the job.

DFS1886I SVC message

Explanation: One or more of the following informational *SVC messages* can be issued:

DYNAMIC UPDATE OF IMS TYPE 2 SVC = STARTED

The utility has begun to update the IMS Type 2 SVC. No response or action is required.

IMS TYPE 2 SVC NUMBER = *xxx*

The utility has identified the IMS Type 2 SVC number in the data set pointed to by the DFSRESLB DD card. Make note of this number and ensure that it corresponds to the number anticipated by the system administrator. No response or action is required.

IMS TYPE 2 SVC DYNAMIC UPDATE = SUCCESSFUL

The utility has successfully changed the entry in the MVS SVC table to point to the new IMS Type 2 SVC module. No response or action is required.

DYNAMIC UPDATE OF DBRC TYPE 4 SVC = STARTED

The utility has begun to update the DBRC Type 4 SVC. No response or action is required.

DBRC TYPE 4 SVC NUMBER =*xxx*

The utility has identified the DBRC Type 4 SVC number in the data set pointed to by the

DFS1886E

DFSRESLB DD card. Make note of this number and ensure that it corresponds to the number anticipated by the system administrator. No response or action is required.

DBRC TYPE 4 SVC DYNAMIC UPDATE = SUCCESSFUL

The utility has successfully changed the entry in the MVS SVC table to point to the new DBRC Type 4 SVC module. No response or action is required.

DFS1886E SVC message

Explanation: One or more of the following error SVC messages can be issued:

IMS TYPE 2 SVC DYNAMIC UPDATE = FAILED -

RC xx The utility has failed while updating the IMS Type 2 SVC. Depending on the error, this message might be accompanied by another DFS1886E error message or a DFS1886A operator action message. Reason code *xx* is one of the following:

Reason code

	Explanation
4	Open of DFSRESLB library failed.
8	DFSRESLB library not APF authorized.
12	DFSRESLB library does not contain module DFSVC000.
16	DFSRESLB library does not contain module IGCxxx, where xxx = IMS Type 2 SVC number.
20	Reply to WTOR was "NO" for message "DFS1886A MVS SVC TABLE ENTRY = EMPTY."
24	Reply to WTOR was "NO" for message "DFS1886A MVS SVC TABLE ENTRY = ACTIVE SVC THAT IS NOT AN IMS SVC."
28	Reply to WTOR was "NO" for message "DFS1886A MVS SVC TABLE ENTRY = IMS SVC AT HIGHER RELEASE THAN RESLIB SVC."
32	There is currently an active IMS using the SVC number specified in the IMS RESLIB.
36	Nonzero return code from MVS SVC table update services (see WTO for z/OS return code).
56	An invalid value was specified for the SVCTYPE = input parameter.

DBRC TYPE 4 SVC DYNAMIC UPDATE = FAILED - RC = xx

The utility has failed while updating the DBRC Type 4 SVC. Depending on the error, this message might be accompanied by another DFS1886E error message or a

DFS1886A operator action message. Reason code *xx* is one of the following:

Reason code

	Explanation
4	Open of DFSRESLB library failed.
8	DFSRESLB library not APF authorized.
20	Reply to WTOR was "NO" for message "DFS1886A MVS SVC TABLE ENTRY = EMPTY."
36	Nonzero return code from MVS SVC table update services (see WTO for z/OS return code).
40	DFSRESLB library does not contain module DSPSVC00.
44	DFSRESLB library does not contain module IGC00xxx, where xxx is the signed decimal SVC number for the DBRC Type 4 SVC.
48	Reply to WTOR was "NO" for message "DFS1886A MVS SVC TABLE ENTRY = ACTIVE SVC THAT IS NOT A DBRC SVC."
52	Reply to WTOR was "NO" for message "DFS1886A MVS SVC TABLE ENTRY = DBRC SVC AT HIGHER RELEASE THAN RESLIB SVC."
56	An invalid value was specified for the SVCTYPE= input parameter.

DATA SET OPEN FAILED - SEE DFSRESLB DD

CARD There was a problem opening the data set pointed to by the DFSRESLB DD card. The utility terminates with RC=0004. Resolve the problem with the data set and resubmit the utility job.

DATA SET APF AUTHORIZATION FAILED - SEE DFSRESLB DD CARD

The RESLIB specified on the DFSRESLB DD card is not APF authorized. The utility terminates with RC=0008. The RESLIB must be APF authorized in order for the utility to run successfully. Ensure that the DFSRESLB DD card is pointing to the correct data sets and that those data sets are APF authorized.

MODULE DFSVC000 NOT FOUND - SEE DFSRESLB DD CARD

The secondary SCD (DFSVC000) cannot be located. The utility terminates with RC=0012. The IMS RESLIB contains the SSCD. Ensure that the DFSRESLB DD card is pointing to the correct data sets and resubmit the job.

MODULE xxxxxxxx NOT FOUND - SEE DFSRESLB DD CARD

xxxxxxx is the name of the SVC module being updated. If the IMS Type 2 SVC is being updated, the module name is IGCxxx, where xxx is the IMS Type 2 SVC number. If the DBRC Type 4 SVC is being updated, the

module name is IGC00xxx, where xxx is the signed decimal SVC number for the DBRC Type 4 SVC. The utility terminates with RC=0016 or RC=0044. The IMS RESLIB data sets should contain the SVC modules. Ensure that the DFSRESLB DD card is pointing to the correct data sets and resubmit the job.

MVS SVC TABLE ENTRY WAS EMPTY - WTOR REPLY WAS NO

The MVS SVC table entry for the SVC was empty. There is a DFS1886A message preceding this message to which the operator replied "NO." If the operator did not expect the entry to be empty, this reply is probably correct. The utility terminates with RC=0020. Ensure that the correct IMS RESLIB data sets are specified and resubmit the job. This is an unusual condition, unless you are expecting this SVC entry to be empty. You might want to consult your system administrator if this situation occurs.

MVS SVC TABLE CONTAINS AN ACTIVE SVC THAT IS NOT AN IMS SVC

The MVS SVC table entry contains an active SVC that is not an IMS SVC. The utility issues a WTOR message to allow you to decide what to do. Ensure that the correct IMS RESLIB data sets are specified and that the SVC number returned in the previous "DFS1886I IMS TYPE 2 SVC NUMBER = xxx" message or the "DFS1886I DBRC TYPE 4 SVC NUMBER = xxx" message is correct. If you do not wish to continue, reply "NO" to the WTOR message. If you decide to continue, reply "YES" to the WTOR. See your system administrator to determine the correct course of action.

IMS RELEASE LEVELS INCONSISTENT - RESLIB SVC IS AT A LOWER LEVEL THAN CURRENT SVC

The MVS SVC table entry points to a newer version of the SVC than is found in the IMS RESLIB data sets. The utility issues a WTOR message to allow you to decide what to do. Ensure that the correct IMS RESLIB data sets are specified. If you do not wish to continue, reply "NO" to the WTOR message. If you decide to continue, reply "YES" to the WTOR. See your system administrator to determine the correct course of action.

THERE IS CURRENTLY AN ACTIVE IMS USING THE SAME SVC NUMBER

One or more IMS control regions are currently running and referencing the IMS Type 2 SVC. The utility terminates with RC=0032. You must wait until the currently active IMS control regions can be scheduled to be brought down. At that time, resubmit the job.

MVS SVC TABLE UPDATE SERVICES FAILED - RC=xx A non-zero return code was returned from the

MVS SVC Update service (SVCUPDTE). xx is the return code. See the SVCUPDTE macro for return code explanations.

MODULE DSPSVC00 NOT FOUND - SEE DFSRESLB DD CARD

Module DSPSVC00, which contains the DBRC Type 4 SVC number, cannot be located. The utility terminates with RC=0040. The IMS RESLIB contains module DSPSVC00. Ensure that the DFSRESLB DD card is pointing to the correct data sets and resubmit the job.

MVS SVC TABLE CONTAINS AN ACTIVE SVC THAT IS NOT A DBRC SVC

The MVS SVC table entry contains an active SVC that is not a DBRC SVC. The utility issues a WTOR message to allow you to decide what to do. Ensure that the correct IMS RESLIB data sets are specified and that the SVC number returned in the previous "DFS1886I DBRC TYPE 4 SVC NUMBER = xxx" message is correct. If you do not wish to continue, reply "NO" to the WTOR message. If you decide to continue, reply "YES" to the WTOR. See your system administrator to determine the correct course of action.

INVALID VALUE SPECIFIED FOR SVCTYPE= INPUT PARAMETER

An invalid value was specified for the SVCTYPE= input parameter. The utility terminates with RC=0056. Resolve the problem with the input parameter and resubmit the utility job.

Related information:

"DFS1886I" on page 403

"DFS1886A"

DFS1886A *SVC message*

Explanation: One or more of the following *SVC messages* can be issued. The operator should take the actions included below:

MVS SVC TABLE ENTRY = EMPTY - DO YOU WISH TO CONTINUE? (YES or NO)

This is an unusual condition. Ensure that the correct IMS RESLIB data sets were specified. You might want to consult your system administrator if this situation occurs. To respond to the WTOR message, enter REPLY *xx,yyy* from the z/OS operator console, where:

<i>xx</i>	WTOR number.
<i>yyy</i>	The character string YES or NO:
NO	The utility terminates abnormally with RC=0020.
YES	The utility continues and uses the empty entry.

MVS SVC TABLE ENTRY = ACTIVE SVC THAT IS NOT AN IMS SVC - DO YOU WISH TO

CONTINUE? (YES OR NO)

The MVS SVC table entry contains an active SVC that is not an IMS SVC. Ensure that the correct IMS RESLIB data sets are specified. To respond to the WTOR message, enter REPLY *xx,yyy* from the z/OS operator console, where:

- xx* WTOR number.
- yyy* The character string YES or NO:
 - NO** The utility terminates abnormally with RC=0024.
 - YES** The utility continues and reuses the MVS SVC table entry.

This is an unusual condition. Unless you are expecting to reuse an SVC entry that is no longer needed, you should respond with a reply of NO. See your system administrator for the correct course of action.

MVS SVC TABLE ENTRY = IMS SVC AT HIGHER RELEASE THAN RESLIB SVC - DO YOU WISH TO CONTINUE? (YES OR NO)

The MVS SVC table entry points to a newer version of the SVC than is found in the IMS RESLIB data sets. Ensure that the correct IMS RESLIB data sets are specified. If you do not wish to continue, reply NO to the WTOR message. If you decide to continue, reply YES to the WTOR. See your system administrator to determine the correct course of action.

To respond to the WTOR message, enter REPLY *xx,yyy* from the z/OS operator console, where:

- xx* WTOR number.
- yyy* The character string YES or NO:
 - NO** The utility terminates abnormally with RC=0028.
 - YES** The utility continues and uses an older version of the SVC.

MVS SVC TABLE ENTRY = ACTIVE SVC THAT IS NOT A DBRC SVC - DO YOU WISH TO CONTINUE? (YES OR NO)

The MVS SVC table entry contains an active SVC that is not a DBRC SVC. Ensure that the correct IMS RESLIB data sets are specified. To respond to the WTOR message, enter REPLY *xx,yyy* from the z/OS operator console, where:

- xx* WTOR number.
- yyy* The character string YES or NO:
 - NO** The utility terminates abnormally with RC=0048.
 - YES** The utility continues and reuses the MVS SVC table entry.

This is an unusual condition. Unless you are expecting to reuse an SVC entry that is no longer needed, you should respond with a

reply of NO. See your system administrator for the correct course of action.

MVS SVC TABLE ENTRY = DBRC SVC AT HIGHER RELEASE THAN RESLIB SVC - DO YOU WISH TO CONTINUE? (YES OR NO)

The MVS SVC table entry points to a newer version of the DBRC SVC than is found in the IMS RESLIB data sets. Ensure that the correct IMS RESLIB data sets are specified. If you do not wish to continue, reply NO to the WTOR message. If you decide to continue, reply YES to the WTOR. See your system administrator to determine the correct course of action.

To respond to the WTOR message, enter REPLY *xx,yyy* from the z/OS operator console, where:

- xx* WTOR number.
- yyy* The character string YES or NO:
 - NO** The utility terminates abnormally with RC=0052.
 - YES** The utility continues and uses an older version of the SVC.

DFS1887I SC=04 DPAGE FILL= IN CONFLICT WITH EGCS ATTRIBUTE

Explanation: The FILL= specification on the DPAGE statement caused an error indication from the terminal for EGCS fields that contain no data.

System action: Processing continues.

Programmer response: Ensure that this DFLD always has some data mapped to it, or specify FILL= PT or NULL on the DPAGE statement, and rerun the job.

DFS1888I SC=04 EGCS FIELD LENGTH NOT EVEN

Explanation: Some devices require that extended graphic character set (EGCS) data be an even number of bytes.

System action: The field length is accepted as is, and processing continues.

Programmer response: Ensure that the field length is specified correctly or that the EGCS literal contains the correct number of bytes, and rerun the job.

DFS1889I SC=08 EGCS VALUE INVALID, EGCS'F8' USED

Explanation: The programmed symbol value specified for the extended graphic character set (EGCS) attribute is not specified as X'hh', the value is not an X'00', or in the range from X'40' through X'FE'.

System action: The default value of EGCS'F8' is used, and processing continues with the next operand.

Programmer response: Specify the EGCS attribute as

EGCS, EGCS'00' EGCS'hh', where 'hh' is a valid value (normally 'F8'), and rerun the job.

DFS1890I SC=08 LINE DENSITY SPECIFICATION IS GREATER THAN 72

Explanation: The value specified for SLDI/SLDP was greater than 72.

System action: The SLDI/SLDP is reset, and processing continues with the next operand.

Programmer response: Specify a value for SLDI/SLDP from 1 to 72, and rerun the job.

Severity: 8

DFS1891I SC=08 LINE DENSITY SPECIFICATION EQUAL TO ZERO

Explanation: The value specified for SLDI/SLDP equaled zero.

System action: The SLDI/SLDP is reset, and processing continues with the next operand.

Programmer response: Specify a value for SLDI/SLDP from 1 to 72, and rerun the job.

Severity: 8

DFS1892I SC=04 LINE DENSITY SPECIFICATION IS INVALID BETWEEN DO AND ENDDO

Explanation: The SLDI/SLDP specification was invalid on a DFLD statement between DO and ENDDO statements.

System action: The SLDI/SLDP is reset and processing continues with the next operand.

Programmer response: Remove the SLDI/SLDP specification from the DFLD statement between DO and ENDDO. If a line density is required, the DEV statement or a DFLD statement before the DO statement should be used.

Severity: 4

DFS1893I SC=08 TOP MARGIN SPECIFIED IS LESS THAN 1

Explanation: The value specified for top margin in the VTAB= keyword was less than 1.

System action: The top margin is set to 1 and processing continues with the next operand.

Programmer response: Change the value of top margin in VTAB= keyword to a value equal to or greater than 1, and two less than the bottom margin value. Rerun the job.

Severity: 8

DFS1894I SC=08 TOP MARGIN IS GREATER THAN 253

Explanation: The value specified for top margin in the VTAB= keyword was greater than 253.

System action: The top margin is set to 1 and processing continues with the next operand.

Programmer response: Change the value of top margin in VTAB= keyword to a value from 1 to 253 and rerun the job.

Severity: 8

DFS1895I SC=08 BOTTOM MARGIN IS LESS THAN 3.

Explanation: The value specified for bottom margin in the VTAB= keyword was less than 3.

System action: The bottom margin is set to the number of lines per page on the PAGE= keyword, and processing continues with the next operand.

Programmer response: Change the bottom margin value in the VTAB= keyword to a value from 3 to 255, and rerun the job.

Severity: 8

DFS1896I SC=08 BOTTOM MARGIN IS GREATER THAN PAGE=

Explanation: The value specified for bottom margin in the VTAB= keyword was larger than the number of lines per page specified in the PAGE= keyword. The bottom margin must be two larger than the top margin and equal to or less than PAGE=.

System action: The bottom margin is set to PAGE= value, and processing continues with the next operand.

Programmer response: Change the bottom margin value or the PAGE= value so that the bottom margin is equal to or less than the PAGE= value. Rerun the job.

Severity: 8

DFS1897I SC=08 VTAB= SPECIFIED AND LINES PER PAGE LESS THAN 3.

Explanation: VTAB= was specified when the lines per page specification for the PAGE= keyword has a value less than 3.

System action: The bottom margin is set to the maximum lines per page value from the PAGE= specification, and processing continues with the next operand.

Programmer response: Change the bottom margin value in the VTAB= keyword to a value from 3 to 255, and rerun the job.

Severity: 8

DFS1898I SC=08 BOTTOM MARGIN IS LESS THAN LARGEST VERTICAL TAB STOP

Explanation: The bottom margin was less than the largest vertical tab (VT) specified.

System action: The (VT) is set to zero and processing continues with the next operand.

Programmer response: Change the bottom margin value in the VTAB= keyword or the VT= (,,) values so that the bottom margin is greater than or equal to the largest VT= specification. If the bottom margin was not specified, the PAGE= lines per page value might have to be changed.

Severity: 8

DFS1899I SC=08 TOP MARGIN IS EQUAL TO OR GREATER THAN LOWEST NONZERO VERTICAL TAB STOP

Explanation: The top margin was equal to or greater than the lowest nonzero (VT) specified.

System action: The (VT) is set to zero, and processing continues with the next operand.

Programmer response: Change the top margin value in the VTAB= keyword or VT= specifications so that the top margin is smaller than all nonzero VT= specifications.

Severity: 8

DFS1900I SC=08 DUPLICATE VERTICAL TAB STOP(S) SET TO ZERO

Explanation: The tab stop values in the VT= keyword must be distinct or zero if VTAB= is specified.

System action: Repeated occurrences of tab stop values are set to zero, and processing continues with the next operand.

Programmer response: Nonzero vertical tabs must be unique. Change duplicate nonzero vertical tabs to unique values between top margin and bottom margin, and rerun the job.

Severity: 8

Chapter 42. DFS messages, DFS1901I - DFS1950

This topic contains the following messages:

DFS1901I SC=08 TOP MARGIN IS NOT TWO LESS THAN BOTTOM MARGIN

Explanation: The top margin specified in the VTAB= keyword was not two less than the bottom margin.

System action: The top margin is set to 1 and processing continues with the next operand.

Programmer response: Change the top margin or the bottom margin on the VTAB= keyword so that the top margin plus 1 is less than the bottom margin.

Severity: 8

DFS1902I SC=08 WIDTH SPECIFIED IN FEAT= AND WIDTH= INVALID

Explanation: Specification of a width value in both FEAT= and WIDTH= keywords for the DEV statement is invalid.

System action: The WIDTH= keyword is ignored.

Programmer response: DEV statement should be corrected to a valid specification of either of the following values:

- FEAT=120, 126, or 132 without WIDTH=,
- FEAT=1-10, WIDTH=nnn,

Then rerun the job.

Severity: 8

DFS1903I SC=08 (keyword=,keyword=) KEYWORDS ARE MUTUALLY EXCLUSIVE

Explanation: The two identified keywords specified in the DEV statement are mutually exclusive.

System action: The first keyword is accepted; the second keyword is ignored. Processing continues with the next keyword.

Programmer response: Respecify only one of the two identified keywords, and rerun the job.

Severity: 8

DFS1904I SC=04 (keyword=) SPECIFIED WITH NULL VALUE

Explanation: The displayed keyword was specified without a value.

System action: The identified keyword is ignored, and

processing continues with the next operand.

Programmer response: Specify the identified keyword, and rerun the job.

Severity: 4

DFS1905I SC=08 (SLDI/SLDP=) nm TRUNCATED TO LAST 2 DIGITS

Explanation: The SLDI= or SLDP= keyword specified a value that is longer than 2 digits.

System action: The last 2 digits of the set line density (SLD) specification are used, and processing continues with the next operand.

Programmer response: Respecify an SLD value of 1 or 2 digits, and rerun the job.

Severity: 8

DFS1906I SC=08 VTAB= TOP MARGIN VALUE TRUNCATED TO LAST 3 DIGITS

Explanation: The VTAB= top margin value on the DEV statement exceeded 3 digits.

System action: The last 3 digits of the top margin value are used. The left-most digits are truncated and processing continues with the next operand.

Programmer response: Respecify the identified keyword, and rerun the job.

Severity: 8

DFS1907I SC=04 NULL TOP MARGIN VALUE WILL BE SET TO 1, THE DEFAULT VALUE

Explanation: VTAB= was specified with no top margin specification and the default value of 1 is used.

System action: The top margin value is set to 1, and processing continues.

Programmer response: Respecify the top margin value, and rerun the job.

Severity: 4

DFS1908I SC=08 VTAB= BOTTOM MARGIN VALUE TRUNCATED TO LAST 3 DIGITS

Explanation: The bottom margin value exceeded 3 digits.

DFS1909I • DFS1914I

System action: The bottom margin value is set to the last 3 digits, and processing continues.

Programmer response: Specify the bottom margin value not to exceed 3 digits, and rerun the job.

Severity: 8

DFS1909I SC=04 NULL BOTTOM MARGIN VALUE WILL BE SET TO MAXIMUM PAGE VALUE

Explanation: VTAB= was specified without a bottom margin value.

System action: The bottom margin value is set to the maximum lines per page value from the PAGE= specification.

Programmer response: Respecify the VTAB= top margin value, and rerun the job.

Problem determination: None.

Severity: 4

DFS1910I SC=08 WIDTH= SPECIFICATION INVALID WITH FEAT= IGNORE OR IF FEAT= IS UNSPECIFIED

Explanation: The WIDTH= was specified while FEAT= IGNORE was specified or FEAT= was unspecified.

System action: WIDTH= value is ignored. A default width of 120 is used, and processing continues.

Programmer response: Specify the DEV statement with a valid combination of WIDTH= and FEAT= values, and rerun the job.

Severity: 8

DFS1911I SC=08 VERTICAL TAB STOP EXCEEDS PAGE LENGTH. TAB STOP SET TO ZERO

Explanation: The DEV statement VT= specification exceeded the page length. The specification must be equal to or less than PAGE= specification.

System action: The specified value is reset to zero, and processing continues.

Programmer response: Specify the vertical tab stop in error, and rerun the job.

Severity: 8

DFS1912I SC=08 VTAB= BOTTOM MARGIN VALUE EXCEEDS 255, THE MAXIMUM PAGE= VALUE

Explanation: The DEV statement VTAB= specification has a bottom margin value greater than 255.

System action: The bottom margin is reset to the

maximum lines per page value from the PAGE= specification, and processing continues.

Programmer response: Change the bottom margin value, and rerun the job.

Severity: 8

DFS1913I * FPBP64 $aa = b$, SET AS THE DEFAULT VALUE *

Explanation: IMS might issue this message when the DFSDFXXX member contains the Fast Path parameter FPBP64=Y in <SECTION=FASTPATH> (enabling the IMS Fast Path 64-bit buffer manager).

In the message text:

| aa The specific function. Valid values are FPBP64,
| FPBP64M, FPBP64C, FPBP64D, FPBP64E,
| FPBP64SR, or FPBP64MIN.
| b One of the following values:
| • Y
| • N
| • Storage size for FPBP64M

This message echoes the default parameters when they are not specified in the DFSDFxxx member.

This message can contain multiple lines. All the Fast Path parameters specified are displayed in successive DFS1913I messages. The output of this message looks like this example:


```
DFS1913I * FPBP64C = Y, SET AS THE DEFAULT VALUE * SYS3
DFS1913I * FPBP64D = N, SET AS THE DEFAULT VALUE * SYS3
DFS1913I * FPBP64E = Y, SET AS THE DEFAULT VALUE * SYS3
DFS1913I * FPBP64SR = Y, SET AS THE DEFAULT VALUE * SYS3
```

System action: Processing continues.

Programmer response: No action is required.

Module: DBFFATC1

Related reference:

 FASTPATH section of the DFSDFxxx member (System Definition)

DFS1914I INQUIRE ERROR NODE x RTNFDBK y SENSE z

Explanation: An INQUIRE for session parameters during the logon for NODE x failed. The attempted session initiation was terminated. VTAM provided the return code and feedback (y) with sense information (z) as the reason for the failure.

System action: The system continues.

Operator response: See the system programmer.

Programmer response: Examine the BIND parameters in the mode table for NODE x for correctness, and the VTAM return code and sense information for the recovery action to be taken. Try to initiate the session for NODE x again.

Problem determination: 1, 5, 6, 12, 14, 2


```
xxxxxxx
      Parameter keyword (First 8 characters)
yyyyyyyyy
      Parameter value (First 8 characters)
zzzzz
      ABEND, if an invalid value for this parameter
      causes abend 0083 during initialization.
```

IMS execution parameters can be specified with JCL or with the DFSPBxxx or DFSDCxxx members. The JCL specified parameters override any parameters specified with DFSPBxxx or DFSDCxxx, resulting in the final execution parameters. Message DFS1920I results when values of the final parameters do not meet the system definition requirements.


With some parameters, this error results in abend 0083 after all the final parameters have been evaluated. The value zzzzz=ABEND identifies the parameters with the unrecoverable error.

System action: User abend 0083 results when ABEND appears in at least one DFS1920I message. If the abend does not occur, all parameters identified by DFS1920I receive their default values.

Programmer response: Determine if the system should continue operating with the default value. If not, shut down IMS and rerun the system with a corrected parameter.

Module: DFSIIDC0

Related information:

 IMS abend 0083

DFS1921I **PARAMETER KEYWORD INVALID,**
 xxxxxxx=yyyyyyyyy

Explanation: An invalid keyword was found. In the message text, the variables and their meanings are:

```
xxxxxxx
      Parameter keyword (First 8 characters)
yyyyyyyyy
      Parameter value (First 8 characters)
```

IMS execution parameters can be specified with JCL or with the DFSPBxxx and DFSDCxxx members. Message DFS1921I results when invalid keywords are in the parameters specified with DFSPBxxx, DFSDCxxx, or JCL. For example, invalid keywords might be misspelled or might be invalid for the type of IMS control region being started.

The DFSPBxxx member might use all 80 columns of the record. If you have parameters names starting in column 1, be sure that you do not have sequence numbers in columns 73 through 80.

System action: The system continues.

Programmer response: Determine if the system should continue operating after using a parameter that was not correctly specified and was ignored. If necessary, shut

down IMS and correct the parameter in error.

DFS1922I **GSAM OPEN OF DD xxxxxx FAILED,**
 REASON CODE=reason

Explanation: An attempt to open GSAM data set xxxxxx failed for one of the following reasons:

- X'20'** MVS OPEN call failed.
- X'24'** An OPEN call to a specific concatenated data set failed. Most likely, there is a missing data set in the concatenation.
- X'28'** An OBTAIN of the data set DSCB failed. Ensure that the data set has been properly allocated.
- X'2C'** An OBTAIN of a concatenated data set DSCB failed. Ensure that the data set has been properly allocated.
- X'30'** A fixed data set block size is zero. Ensure that the data set has been properly allocated.
- X'34'** A fixed data set logical record length is zero. Ensure that the data set has been properly allocated.
- X'38'** A fixed data set block size is not a multiple of the logical record length. Change the block size or logical record length so the block size is a multiple of the logical record length.
- X'3C'** A previous call to a dummy data set encountered an error. The data set cannot be opened.
- X'40'** An attempt to open a striped data set was made; however, the DFSMS release level is not at DFSMS 1.2.0 or later.
- X'44'** The volume number does not exist in JFCBNVOL.
- X'48'** Current volume serial number in UCB does not match in JFCBVOLS.

Problem determination: 1, 3, 17a, 18

Related information:

Chapter 2, "IMS problem determination," on page 13

DFS1924 **KEYWORD RESOURCE NOT**
 DEFINED

Explanation: A command was entered requesting a specific resource when the keyword resource is not defined for the IMS system.

Operator response: Correct the command.

Programmer response: Check the keyword resource against the IMS generated system to determine if the resource is installed.

DFS1925 **CONVERSATION RESOURCE NOT**
 DEFINED

Explanation: A command was entered requesting information from a conversation resource that is not defined in the IMS system.

Operator response: Correct the command.

Programmer response: Check the TRANSACT and SPAREA macro definitions for conversation resource.

DFS1927 UNABLE TO PROCESS SHARED EMH DUE TO LTERM REGISTRATION FAILURE

Explanation: While using the shared expedited message handler (EMH) to process an input message, Fast Path tried to register LTERM interest to CQS. However, the LTERM registration failed.

System action: The message is ignored.

Programmer response: This problem is temporary. If the problem persists, print X'67D0', subtype X'D00D' log records to identify the return and reason codes for the registration failure.

Module: DBFHIEL0

DFS1928 DBRC RETURNED A ZERO LENGTH MESSAGE, CANNOT PROCESS COMMAND

Explanation: A DBRC request submitted by the /RMxxxxxx command processor returned a zero-length message.

System action: The /RMxxxxxx command is rejected. IMS issues this message and continues execution.

Programmer response: Determine the reason for the DBRC failure. See the z/OS master console (SYSLOG) for DSP messages that might explain the cause of the condition.

Problem determination: 1, 6, 36, 40, 41

Module: DFSICLW0

Related information:

Chapter 2, "IMS problem determination," on page 13

DFS1929I IMS SYSTEM PARAMETERS *init_activ* FOR THIS V *nn.n crt* EXECUTION:
* *parameter* *

Explanation: IMS issues these messages when IMS control region initialization completes and when IMS control region restart completes. The initial IMS system parameters that are active from DFSPBxxx and EXEC parameters are displayed in this message when IMS initialization completes. The IMS system parameters that are displayed after initialization might not reflect the actual values that are used during online execution. However, when DFS1929I is issued after an IMS restart completes, it displays the actual values that are used during online execution.

The message header that is issued when IMS control region initialization completes contains a keyword INITIAL. The message header that is issued when IMS restart completes contains the keyword ACTIVE.

Fast Path parameters are suppressed if Fast Path is not active (FP=N).

In the message text:

init_activ

One of the following:

INITIAL when the message is issued during initialization

ACTIVE when the message is issued during a restart

nn.n IMS version number, such as 10.1

crt Control region type, such as DBDC, DBCTL, DCCTL, or FDBR

In the message text, parameters are the IMS system parameters. An example of message DFS1929I follows:

```
DFS1929I * IMS SYSTEM PARAMETERS ACTIVE FOR THIS V10.1 DBDC EXECUTION:
DFS1929I * ALOT      = 1440
DFS1929I * ADIP      = 2147483647
DFS1929I * AOTS      = N
DFS1929I * ADI1      = N
DFS1929I * APPC      = N
DFS1929I * APPCSE    = F
DFS1929I * APPLD1    =
DFS1929I * APPLD2    = S
DFS1929I * APPLD3    = APPL7
DFS1929I *          .
DFS1929I *          .
DFS1929I * TCORACF   = N
DFS1929I * SVSODR    = NONE
DFS1929I * TRACK     = NO
DFS1929I * TRN       =
DFS1929I * TSR       = L
DFS1929I * UHTS      = 256
DFS1929I * USERVAR   = IMS1
DFS1929I * VAUT       = 1
DFS1929I * VSPEC     = 91
DFS1929I * WADS      = S
DFS1929I * WKAP      = 40960
DFS1929I * YEAR4     = N
```

System action: Processing continues.

User response: No action is required.

Module: DFSSDSP0

DFS1930I INVALID COMMAND DETECTED IN PROCLIB MEMBER xxxxxxxx. RESTART PROCEEDS.

Explanation: During IMS control region initialization, member xxxxxxxx contained characters other than START in columns 1 to 5. Member xxxxxxxx is either &DLINM or &DBRCNM on the control region startup parameter. This message follows message DFS0578I.

System action: The member is discarded. The control region attempts to start either DBRC or DLISAS with an MVS START command for procedure &DLINM or &DBRCNM, as appropriate.

Operator response: Ask the system programmer to verify that the libraries in the PROCLIB for the control region concatenation are set up correctly.

Related information:

"DFS0578I" on page 156

DFS1931I SESSION RECOVERY IN PROGRESS NODE *x* USER *z*, UNBIND CODE WAS *yy*

Explanation: VTAM terminated the session with an UNBIND code of *yy*. An automatic session restart is being attempted for NODE *x*, USER *z*.

System action: The system continues.

Operator response: No action is required unless this message occurs frequently for NODE *x*. In this case, examine the UNBIND code to determine whether a possible network error should be corrected, or a different mode table entry and COS list should be used for session initiation.

Problem determination: 1, 5, 6, 12, 14, 25

Related information:

Chapter 2, "IMS problem determination," on page 13

**DFS1932 CONVERSATION IN PROGRESS
-CANNOT PROCESS COMMAND.**

Explanation: A /DISPLAY, /RDISPLAY, or /FORMAT command was entered while a conversation transaction was in progress. These commands generate queued output that cannot be sent while the terminal or node is in conversation mode.

System action: The entered command is ignored.

Operator response: The conversation must be terminated by the application or the terminal operator (/EXIT) before the command is accepted.

**DFS1933I REGION INITIALIZATION
TERMINATED - THIS ADDRESS
SPACE CURRENTLY HAS AN ACTIVE
IMS IMAGE**

Explanation: IMS region initialization rejected a request for the start of a second IMS image in an address space. An IMS image is defined as a BMP, MPP, IFP, DBB, or DLI region.

System action: The z/OS job for the second IMS image terminates with a nonzero return code. The first IMS image is unaffected and continues to run.

Operator response: (master terminal) Contact your IMS system programmer.

Programmer response: The purpose of this message is to inform the system programmer of an IMS architectural constraint (only one IMS image to an address space). Contact the person who submitted the second image and inform them that this is currently not a supported feature.

Problem determination: None. This is an IMS architectural constraint.

**DFS1934E *module* FAILED TO LOAD *modulename*
ERROR CODE=*xxxxxxx*.**

Explanation: IMS issued the IMODULE LOAD macro to load a module, but the load failed.

In the message text:

module The module that issued the load

modulename

The name of the module that could not be loaded

xxxxxxx

The returned error code

System action: IMS processing continues.

Output destination: The System Console

System programmer response: See the IMODULE return codes information. If you are unable to resolve the problem, contact IBM Software Support.

Module: DFSLOAD0, DFSDFN00,

Related reference:

 IMODULE return codes (Messages and Codes)

**DFS1935E UNABLE TO TERMINATE
FUNCTIONS FOR CQS
COMMUNICATION -
FUNCTION=*failing_function*, RETURN
CODE=*xxxxxxx*, REASON
CODE=*yyyyyyyyy***

or

**UNABLE TO TERMINATE FUNCTIONS FOR CQS
COMMUNICATION - FUNCTION=CQSDISC
STRUCTURE=*cccc*, COMPCODE=*zzzzzzzz***

or

**UNABLE TO TERMINATE FUNCTIONS FOR CQS
COMMUNICATION - FUNCTION=CQSDISC
STRUCTURE=*cccc*, COMPCODE=*zzzzzzzz*
STRUCTURE=*cccc*, COMPCODE=*zzzzzzzz***

Explanation: IMS encountered an error while attempting to terminate functions required for CQS communication.

The first form of the message is issued if a completion code is not returned.

The second form of the message is issued if the function is CQSDISC, only one structure (MSGQ or EMHQ) is in error, and a nonzero completion code is returned.

The third form of the message is issued if the function is CQSDISC, both the MSGQ and EMHQ structures are in error, and a nonzero completion code is issued.

failing_function

The function request that failed:
CQSDISC

Request to terminate IMS connections to one or more coupling facility structures failed.

CQSDEREG

Request to unregister IMS from CQS failed.


xxxxxxx
 The return code from the failing function.
 yyyyyyyyy
 The reason code from the failing function.
 cccc
 MSGQ or EMHQ
 zzzzzzzz
 The completion code from the CQSCONN request.

System action: IMS processing continues.

System programmer response: The return code and reason code are provided for IBM support representatives only. Report the problem to IBM Software Support.

Module: DFSSQ040

Related concepts:

 CQS client requests (System Programming APIs)

DFS1936E UNABLE TO IDENTIFY THE IMS CONTROL REGION TO CQS AS A CLIENT - FUNCTION=*failing_function*, RETURN CODE=xxxxxxx, REASON CODE=yyyyyyyyy

or

UNABLE TO IDENTIFY THE IMS CONTROL REGION TO CQS AS A CLIENT - FUNCTION=CQSCONN, STRUCTURE=cccc, COMPCODE=zzzzzzzz

or

UNABLE TO IDENTIFY THE IMS CONTROL REGION TO CQS AS A CLIENT - FUNCTION=CQSCONN, STRUCTURE=cccc, COMPCODE=zzzzzzzz STRUCTURE=cccc, COMPCODE=zzzzzzzz

Explanation: An error occurred while attempting to identify the IMS control region to CQS as a client that will use shared queues on the coupling facility.

The first form of the message is issued if a completion code is not returned.

The second form of the message is issued if the function is CQSCONN, only one structure (MSGQ or EMHQ) is in error, and a nonzero completion code is returned.

The third form of the message is issued if the function is CQSCONN, both the MSGQ and EMHQ structures are in error, and a nonzero completion code is issued.
failing_function

The function request that failed:
IMODULE GETMAIN
 Request to obtain a work area failed.
IMODULE LOAD
 Request to load a module failed.

CQSREG
 Request to register IMS to CQS failed.

CQSCONN
 Request to connect IMS to one or more coupling facility structures failed.

CQS MSGQ STR ATR
 The WAITRBLD value for the MSGQ structure is not correct.

CQS EMHQ STR ATR
 The WAITRBLD value for the EMHQ structure is not correct.

JOIN XCF GROUP
 The MAXGROUP value specified for the XCF couple data set is too small.

xxxxxxx
 The return code from the failing function.

- For a description of IMODULE GETMAIN or IMODULE LOAD return codes, see the IMS system services return code information.
- For a description of CQSREG and CQSCONN return codes, see CQSREG request (System Programming APIs) and CQSCONN request (System Programming APIs).
- For a description of CQS MSGQ STR ATR or CQS EMHQ STR ATR return codes, see reason code yyyyyyyyy. Reason and return codes for these functions are the same.

yyyyyyyyy
 The reason code from the failing function:

- When the failing function is IMODULE GETMAIN, the reason code is one of the following:
 X'00001002'
 DFSSQM allocation failed.
 X'00001004'
 SQ1 AWE allocation failed.
 X'00001005'
 SQ2 AWE allocation failed.
- When the failing function is IMODULE LOAD, the reason code is:
 X'00001006'
 DFSSQ010 load failed.
- When the failing function is CQSREG, the reason code is from the CQSREG macro.
- When the failing function is CQSCONN, the reason code is from the CQSCONN macro.
- When the failing function is CQS MSGQ STR ATR, the reason code is:
 X'00000106'
 The WAITRBLD value for the MSGQ structure is incorrect. When this error occurs, you might need to force the structure and rebuild before IMS can be brought up.
- When the failing function is CQS EMHQ STR ATR, the reason code is:
 X'00000107'
 The WAITRBLD value for the

EMHQ structure is incorrect. When this error occurs, you might need to force the structure and rebuild before IMS can be brought up.

- When the failing function is JOIN XCF GROUP, the reason code is: X'00000000'

The MAXGROUP value specified for the XCF couple data set is too small. When this error occurs, you might need to increase the value specified on the MAXGROUP keyword.

cccc MSGQ or EMHQ
zzzzzzzz

The completion code from the CQSCONN request.

System action: IMS initialization terminates with abend code 0071.

System programmer response: If the WAITRBLD value for the MSGQ or EMHQ structure is incorrect, determine which address spaces are connected to the structure through CQS. Disconnect all non-IMS control region clients. Restart IMS so an IMS control region makes the initial connection to a structure in the sysplex. Then reconnect the non-IMS clients.

Return and reason codes from all other functions are provided for IBM support representatives only. Contact IBM Software Support for assistance.

Module: DFSSQ020

Related reference:

- ➔ CQSREG request (System Programming APIs)
- ➔ CQSCONN request (System Programming APIs)
- ➔ IMS system services return codes (Messages and Codes)

Related information:

- ➔ IMS abend 0071

DFS1937I USER EXIT DFSxxx0 LOADED

Explanation: The security exit routine identified in the message has been loaded. If RACF is also active, RACF is called before the exit routine. xxx0 can be DFSCSGN0, DFSCTRN0, or DFSCTSE0.

System action: The exit routine is called for signon or transaction security, depending which exit routine is loaded.

Programmer response: None. If you do not want the exit routine loaded and called, remove it from the STEPLIB concatenation.

Module: DFSAINB0

DFS1938 INVALID MODE TABLE NAME LINK x

Explanation: A VTAM session initiation attempt failed because VTAM did not recognize the mode table name used for LINK x.

System action: The attempt to establish an MSC VTAM session failed for LINK x.

Operator response: Specify the correct mode table name supplied by the system programmer, and try to initiate the session for LINK x.

Programmer response: Specify the correct mode table name for LINK x.

Problem determination: 1, 5, 6, 12, 14, 25

Related information:

Chapter 2, "IMS problem determination," on page 13

DFS1939W hh:mm:ssxxxxxxxxxxxx INTEREST ERROR, yyyyyyyyyzzzzzzzzwwwwww

Explanation: IMS attempted to register or unregister interest in one or more shared queues for one or more resources. Either IMS experienced an internal error, or CQS rejected the request.

The message variables have the following meanings:

hh:mm:ss

Time stamp

xxxxxxxx

REGISTER or DEREGISTER

yyyyyyyy

One of the following values:

ALLOTMA

Interest was being registered for all active supermember TPIPEs following a CQS failure.

ALLLTERM

Interest was being registered for all active LTERMs following a CQS failure.

ALLTRAN

Interest was being registered for all transactions during IMS initialization or following a CQS failure.

LTERM =

Interest was being registered or deregistered for one or more LTERMs.

NODE =

Interest was being registered or deregistered for all LTERMs assigned to the indicated terminal.

PROGRAM=

Interest was being registered or deregistered for one or more program names.

REMOTE =

Interest was being registered or deregistered for one or more LNB or RSMB names.

TRAN =
Interest was being registered or
deregistered for one or more
transaction names.

zzzzzzzz

Resource name (present only for LTERM,
NODE, PROGRAM, REMOTE, or TRAN)

wwwwwww

Contains '...ETC' if more than one resource
failed; otherwise, this field is blank.

System action: IMS continues normal processing, but
the affected resources might no longer be notified of
output available on the shared message queues.

Programmer response: If the error message is the
result of a command or other process, attempt to
reissue the command or restart the process. If the error
persists, contact IBM Software Support.

Problem determination: 1, 6, 37 and a copy of log
record type X'67D0'.

Module: DFSSQI00

Related information:

Chapter 2, "IMS problem determination," on page 13

DFS1940I RECORDS SKIPPED FOR DBD =
xxxxxxx DDN= xxxxxx FROM TIME
= yydddhmmssst TO TIME =
yydddhmmssst COUNT = ccccccccc

Explanation: The input log for the Database Recovery
utility includes database change records for a period for
which the updates to the database set were invalidated
by a time stamp recovery. The utility ignored those
change records. The FROM TIME is the time stamp
from the earliest of these skipped records. The TO
TIME is the time stamp from the latest of the skipped
records. The COUNT is the total number of skipped
records in that range.

System action: Processing continues.

User response: No action is required.

Module: DFSURDB0

DFS1941I STOPPED PROCESSING LOG WHEN
TIME = yydddhmmssst ENCOUNTERED

Explanation: The Database Recovery utility stopped
reading the input log when it encountered a database
change record beyond the point to which the recovery
is to be done. The TIME shown in the message is the
time stamp from the first database change record that
the utility did not use. This is normal for a partial
recovery.

System action: Processing continues.

Module: DFSURDB0

DFS1942 DATA COMMUNICATIONS
QMGR/CQS READ ERROR LINK xx

Explanation: An error occurred during the data
communication QMGR or CQS read (GU/GN) process.

System action: If the error occurred while processing
a message for an MSC link, the destination (for
example, MSNAME or REMOTE TRANSACTION) is
stopped and a 6701-MER1 record is written to the log
data set.

If the error occurred while processing a MSC
/MSVERIFY command, the command is terminated
and 6701-CMT1 /CMT2 /CMT3 /CMT4 records are
written to the log data set.

For system-defined terminals, communication (for
example, a VTAM session) is terminated.

For ETO terminals, the user is signed off. A X'67D0' log
record containing pertinent information about the error
is produced.

For a /DEQUEUE command, the command is rejected.
No messages were dequeued.

For the system console, the terminal is stopped.

Operator response: Reestablish the session or signon
as explained in the Programmer response. After the
error is corrected, issue the /DISPLAY STATUS
MSNAME and the /DISPLAY TRANSACTION or
QUERY TRAN commands to determine the destination
that was stopped. Destination will display STOPPED,
QERROR. Use the /START command to start the
destination.

If error occurred while processing a /MSVERIFY
command, reissue the MSVERIFY command.

If this message is a result of a /DEQUEUE command,
reenter the /DEQUEUE command when CQS or the
structure is again available.

If the stopped terminal is the system console, issuing a
subsequent IMS command will reset the stopped status.

Programmer response: You can isolate the error by
using the DFSERA10 program to print the 6701 records.
When the problem is corrected, reestablish the session
or signon by Node *x*, an IMS /OPNDST command, or
responding to the DFS3649A signon message, as
appropriate.

Problem determination: 1, 5, 6, 12, 14, 15, 36

Module: DFSICIO0, DFSICLJ0

Related information:

"DFS3649A" on page 786

Chapter 2, "IMS problem determination," on page 13

**DFS1943 CQS OUTPUT QUEUE
REGISTRATION ERROR**

Explanation: An error occurred during a logon or signon CQS INFORM call to register interest on one or more output message queues (LTERMs) associated with the terminal logon or user signon.

System action: For system-defined terminals, communication (for example, a VTAM session) is terminated. For ETO terminals, the user is signed off. An X'67D0' log record containing pertinent information about the error is produced.

Operator response: Reestablish the session or signon as explained in the Programmer response.

Programmer response: When the problem is corrected, reestablish the session or signon by Node *x*, an IMS /OPNDST command, or responding to the DFS3649A signon message, as appropriate.

Problem determination: 1, 5, 6,12, 14, 15, 36

Module: DFSCMS00

Related information:

"DFS3649A" on page 786

Chapter 2, "IMS problem determination," on page 13

**DFS1944E APPC OUTPUT SEGMENT SIZE
EXCEEDED, MESSAGE DISCARDED
FOR LU=nnnnnnnn, TPN=name,
SIDE=name, TRANCODE=xxxxxxx**

Explanation: The named transaction inserted an output message segment greater than 32767 to an LU6.2 destination. The maximum output message segment to an LU6.2 device is 32767.

System action: The output message is discarded.

Programmer response: Change the named transaction to insert message segments with a length no greater than 32767. Change the TRANSACT macro SEGSIZE parameter to 32767.

**DFS1945 DATA COMMUNICATIONS
QMGR/CQS WRITE ERROR LINK xx**

Explanation: An error occurred during the data communication QMGR or CQS WRITE (PUT/ISRT) process.

System action: For messages being received on an MSC link, the message is canceled, a 6701 ID = MSS*x* (*x* = 1, 2, 3) record is written to the log, and the partner IMS system is notified. The partner system issues message DFS2140 DESTINATION *name* STOPPED, REASON CODE 1945, where *name* is the MSNAME of the MSC send path. The message is returned to the message queue of the sending IMS system.

If a /MSVERIFY command was being processed, the information being inserted to the queue is discarded,

and a 6701-AER1 record is written to the log data set.

If a message was being routed by the message control error exit DFSCMUX0, the rerouted message is canceled, and a 6701 ID = AER1 record is written to the log data set.

Operator response: When you have corrected the problem, use the /START command to start the destination (for example, MSNAME or REMOTE TRANSACTION). If the error occurred while processing a /MSVERIFY command, reissue the command.

Programmer response: You can isolate the error by using the DFSERA10 program to print the 6701 records.

Problem determination: Contact the system programmer if the error persists.

If the error was encountered by an MSC link, the following CLBTEMP fields are set in the LLB block in the 6701 MSS1 record:

- CLBTEMP2 = R15 return code +8 from the QMGR Put-move call
- CLBTEMP3 = Message key = x'00000799' = decimal 1945
- CLBTEMP4 = Module ID, that is C'CMS0' = DFSCMS00

Module: DFSCMS00, DFSCMLA0, DFSCMLB0, DFSCM4L0, DFSCMSY0, DFSCMEI0

Related information:

Chapter 2, "IMS problem determination," on page 13

**DFS1946W IMS CRC OF 'x' ALREADY EXISTS
WITHIN SYSTEM OR SYSPLEX**

Explanation: The IMS command recognition character of 'x' is not unique within the registration scope of system or sysplex. The character has been registered by another system.

System action: The IMS system continues processing.

Programmer response: Using the CRC= execution parameter, a different CRC can be specified in the next IMS execution.

Module: DFSXSTM0

**DFS1947I LOCKED MESSAGES EXISTED
DURING CQS DISCONNECT**

Explanation: IMS issues this message during IMS shutdown. This is a normal condition when:

- IMS conversational messages (for conversations that have not yet ended) exist.
- Response mode messages exist. This occurs when response mode messages have been sent but an acknowledgment was not yet received.
- Messages for ISC, SLU P, and FINANCE devices exist.

IMS must retain these messages with this IMS until it restarts. These messages is only accessible from this IMS system.

If IMS is cold started, IMS will move the locked messages to the cold queue.

System action: IMS processing continues.

Programmer response: No action is required.

DFS1948 CQS READ FOUND ANOTHER SYSTEMS MESSAGE NODE x USER y

Explanation: IMS identified a Fast Path reply message that belonged to another IMS system in the sysplex during a scheduled read to the Shared Queues facility.

When using the same LTERM name on multiple systems in a shared queues sysplex, all Fast Path reply messages must be processed by the system at the originating terminal. This means that while a Fast Path response mode operation is still in-progress on one IMS system, the same LTERM name cannot be used, simultaneously or serially, by a terminal on another IMS system.

This is an IMS Transaction Manager restriction for Fast Path in a shared queues environment.

System action: IMS writes a 6701-AER1 diagnostic record to the log and makes the message generally available again to the sysplex through shared message queue support. For ETO sessions, the signon for USER y is failed. For non-ETO, the session established with NODE x is ended.

Operator response: Further attempts to sign on USER y or logon NODE x will repeat this error condition until the Fast Path response mode is reset or the message is dequeued from the shared queues facility. The originating terminal might receive the message and terminate the Fast Path response mode.

Problem determination: 1, 6, 10

Related information:

Chapter 2, "IMS problem determination," on page 13

DFS1949 KEYWORD INVALID - SHARED EMH QUEUES NOT ENABLED

Explanation: The command was not processed because the EMHQ keyword is invalid in an IMS system without Shared EMH Queues.

System action: IMS processing continues.

System programmer response: Reissue the command in an IMS system in which Shared EMH Queues is enabled.

Module: DFSIDP00

DFS1950 DESTINATION HAS NO OUTPUT QUEUED

Explanation: The /ALLOCATE command was entered, but the LU 6.2 destination has no output to be sent.

System action: The entered command is ignored.

Chapter 43. DFS messages, DFS1951 - DFS2000I

This topic contains the following messages:

DFS1951 **DESCRIPTOR KEYWORD
PARAMETER IS INVALID**

Explanation: The descriptor parameter specified was not an LU 6.2 descriptor and was invalid.

System action: The entered command is ignored.

Programmer response: Reenter the command with intended parameters.

DFS1952 **DESTINATION NOT FOUND**

Explanation: The specified destination was invalid.

System action: The entered command is ignored.

Programmer response: Reenter the command with a valid destination.

DFS1953 **COMMAND NOT APPLICABLE**

Explanation: The entered command was not applicable to the present state of the system. This message is issued for one of the following reasons:

- A command is entered that operates on LUNAME/TPNAME and the current IMS system is not operating with a z/OS supporting APPC.
- A command was entered to put IMS in a state which IMS is already in. The command thus has no effect.
- The DFSAPPC message switching service was entered on an IMS system that is not running with a z/OS supporting APPC.
- A command was entered to change the APPC timeout value and the current z/OS release does not support APPC timeout.

System action: The entered command is disregarded.

Operator response: No action is required.

Module: DFSICLN2

DFS1954 **NO TPNAMEs ASSOCIATED WITH
LUNAME**

Explanation: The entered command specified the LUNAME and TPNAME keywords with parameter ALL, but no asynchronous output messages were associated with the specified LUNAME.

System action: The entered command is ignored.

DFS1955I **APPC CONVERSATION ALLOCATION
FAILURE. RC=*nn*, LU=*name*, TPN=*name*
[, SIDE=*name*] or LU=*xxxxxxx*
STOPPED**


Explanation: This message is issued if a failure other than TP_NOT_AVAILABLE occurs while sending an asynchronous response. The LU STOPPED form of the message indicates the inputting LU is in STOPPED state. The return codes in this message are displayed as a hexadecimal value. If the LU name is network-qualified, it can be up to 17 bytes long.

System action: System operation continues normally. This error message is sent to the master terminal operator. For the LU STOPPED form of the message, the message is sent to the incoming device, and the conversation is rejected with a reason code of TP_NOT_AVAILABLE_RETRY.

Programmer response: If the LU STOPPED message appears, the operator can issue /START LU *xxxxxxx* INPUT for the LU NAME specified in the message.

Module: DFSALM00

Related reference:

 z/OS: APPC/MVS - Explanation of return and reason codes

DFS1956E *REQTEXT*

Explanation: This multiple-format message identifies IMS TP_PROFILE syntax errors, such as TRANCODE, CLASS AND MAXRGN IS OMITTED. It also identifies LU 6.2 descriptors, such as INVALID LTERM NAME.

The following list contains the various formats for TP_PROFILE:

- DFS1956E TRANCODE, CLASS AND MAXRGN IS OMITTED
- DFS1956E KEYWORD IS MISSING, TOO LONG OR INVALID KEYWORD:
- DFS1956E MISSING "=" AFTER KEYWORD
- DFS1956E VALUE MISSING OR TOO LONG
- DFS1956E DUPLICATE OR INVALID TRANCODE:
- DFS1956E INVALID CLASS, IT MUST BE BETWEEN 1 AND 255:
- DFS1956E INVALID MAXRGN, IT MUST BE BETWEEN 0 AND 255:
- DFS1956E DUPLICATE OR INVALID CLASS
- DFS1956E DUPLICATE OR INVALID MAXRGN
- DFS1956E DUPLICATE CPUTIME
- DFS1956E INVALID CPUTIME, IT MUST BE BETWEEN 0 and 1440

The following list contains the various formats for LU 6.2 descriptors:

- DFS1956E SYNTAX ERR ON PREVIOUS CARD IN CHAIN, SKIP THIS
- DFS1956E SYNTAX ERROR ON CARD *card number*
- DFS1956E SYNTAX ERROR FOR DESCRIPTOR = *lterm name* DUPLICATE OUTBND KEYWORD

The following are added to the prefix:

- CAN NOT CONTINUE IF COL(71) IS BLANK
- FIRST COLUMN MUST BE EITHER "U" OR "*"
- SECOND COLUMN MUST BE BLANK
- LTERM NAME NOT GIVEN
- LTERM NAME LONGER THAN 8 CHAR
- INVALID LTERM NAME
- DIFFERENT LTERM NAME ON CONTINUED CARD
- THE CONTINUED DATA MUST BEGIN IN COLUMN 12
- ILLEGAL KEYWORD
- SIDE MUST BE 1 TO 8 CHARACTER LONG
- INVALID CHARACTER IN SIDENAME
- DUPLICATE SIDE KEYWORD
- LUNAME MUST BE 1 TO 17 CHARACTERS LONG
- LUNAME MUST BEGIN WITH A-Z OR @,\$,#
- DUPLICATE LUNAME KEYWORD
- INVALID CHARACTER IN LUNAME
- TPNAME MUST BE 1 TO 64 CHARACTER LONG
- DUPLICATE TPNAME KEYWORD
- INVALID CHARACTER IN TPNAME
- MODE MUST BE 1 TO 8 CHARACTER LONG
- MODE MUST BEGIN WITH A-Z OR @,\$,#
- INVALID CHARACTER IN MODE
- DUPLICATE MODE KEYWORD
- SYNCLEVEL MUST BE 1 CHARACTER LONG
- INVALID SYNCLEVEL VALUE
- DUPLICATE SYNCLEVEL KEYWORD
- CONVTYPE MUST BE 1 CHARACTER LONG
- INVALID CONVTYPE VALUE
- DUPLICATE CONVTYPE KEYWORD
- DESCRIPTOR ENTRY ALREADY EXISTS

System action: This error message is sent to the system console.

Programmer response: Correct the errors identified in this message.

DFS1957E DFSAPPC ERROR: description

Explanation: An input parameter error is found while processing the DFSAPPC message request. The description field is replaced by the appropriate error types. The following are possible error types:

- MISSING '('
- MISSING '=' AFTER KEYWORD
- INVALID OR DUPLICATE KEYWORD
- INVALID LTERM NAME
- INVALID LU NAME
- INVALID MODE NAME
- INVALID TP NAME
- INVALID SIDE NAME

- INVALID CONVERSATION TYPE
- INVALID SYNC LEVEL
- MISSING OR INVALID VALUE AFTER KEYWORD
- LTERM AND OTHER KEYWORDS ARE MUTUALLY EXCLUSIVE
- THE PARAMETER LENGTH IS TOO LONG
- NO MESSAGE TEXT AFTER ')'
- NO USERID OR USER IS NOT SIGNED ON
- DESTINATION NOT FOUND

System action: The system continues processing.

Programmer response: Correct the errors and retry DFSAPPC.

DFS1958I IMS CONNECTION TO APPC/MVS COMPLETE, LUNAME= *nnnnnnnnn*.

Explanation: The connection between APPC/MVS and IMS was established. APPC/MVS opened the local ACB of IMS. APPC/MVS LU 6.2 services are available to IMS. If the LU name is network-qualified, it can be up to 17 bytes long.

System action: IMS receives messages from LU 6.2 devices and sends messages to LU 6.2 devices using APPC/MVS services.


DFS1959E SEVERE IMS INTERNAL FAILURE, REASON CODE= *xyyy*

Explanation: This message identifies an IMS internal error.

System action: The system continues processing.

Programmer response: Contact IBM Software Support and report the reason code *xyyy* provided by the message and the LUMI trace output. Also see the IMS diagnostic information for more information about this message and other APPC/IMS diagnostic aids.

Related reference:

 [DFS1959E message information \(Diagnosis\)](#)

DFS1960I IMS HAS REQUESTED A CONNECTION WITH APPC/MVS

Explanation: IMS issued the APPC/MVS verb ATBIDEN to connect to APPC/MVS.

System action: IMS continues processing without APPC/MVS LU 6.2 service. The service is unavailable until APPC/MVS drives the IMS XCF exit indicating that the IMS LOCAL LU 6.2 ACB was opened.

DFS1961W IMS CONNECTION WITH APPC/MVS HAS FAILED

Explanation: A failure occurred while trying to start or maintain an APPC/MVS connection.

System action: IMS continues processing without APPC enabled.

Programmer response: Determine the reason for failure by analyzing all DFS1965E messages and VTAM or APPC/MVS messages on the system console that might have preceded this message. Restart APPC using the /START APPC command.

Related concepts:

➔ APPC/IMS diagnostic aids (Diagnosis)

Related information:

“DFS1965E” on page 424

DFS1962 COMMAND INVALID FROM AN LU 6.2 DEVICE

Explanation: This command cannot be entered from an LU 6.2 device. It is valid only from other IMS terminal types.

System action: The IMS command is ignored.

Operator response: The IMS command entered has no meaning for an LU 6.2 device. Determine the reason for using this command. Another IMS command might apply, or an APPC/MVS or VTAM command might exist for the wanted action.

DFS1963W XRF PARAMETERS MISSING OR INVALID IN MVS APPCPM MEMBER

Explanation: This message is issued because the USERVAR or ALTLU parameters are missing or invalid in the APPCPM member. The APPCPM member is used by z/OS during startup of the APPC subsystem to specify options. z/OS also passes USERVAR and the ALTLU name to IMS when requested.

Programmer response: Check the APPCPM member for validity of the USERVAR and ALTLU parameters.

DFS1964E DESTINATION TMEMBER NAME=nnnnnnnn NOT ACCESSIBLE, REASON CODE=xx, TPIPE NAME=yyyyyyyyy

or

DESTINATION NAME=nnnnnnnn NOT ACCESSIBLE, REASON CODE=xx, LUNAME=yyyyyyyyy

Explanation: The specified destination cannot be accepted for processing from an LU 6.2 device and is discarded. If the LU name is network-qualified, it can be up to 17 bytes long. The reason codes and their meanings are the following:

Code (dec)

Explanation

01 The destination name specified by the requestor from LUNAME= is for an IMS MSC destination. This type of destination is not valid for queuing

messages from an LU 6.2 application program that is not on an IMS system that has MSC support for APPC.

02 The destination name specified by the requestor from LUNAME= is for a local LTERM. This type of message switch function is not supported from an LU 6.2 application program.

03 The destination name specified by the requestor from LUNAME= is for an IMS Fast Path transaction or an IMS response mode transaction. This type of transaction is not valid for queuing messages from an LU 6.2 device with an asynchronous request (ALLOCATE, SEND_DATA, DEALLOCATE).

04 The destination name specified by the requestor from LUNAME= can accept only single segments. Because multiple segments were detected from the requestor, the input is discarded (ALLOCATE, SEND_DATA, SEND_DATA).

05 The destination name specified by the requestor from LUNAME= is an IMS remote transaction name that is not acceptable. The cause could be that the destination IMS is not capable of accepting an APPC transaction.

06 If the first form of the message is issued, the reroute destination name for Message Control/Error exit specified from LUNAME= and DESTINATION NAME=, or from DESTINATION NAME=, is not accessible because the message originated in this system and there is no base LU name in this system to receive an output message.

If the second form of the message is issued, the reroute destination name for the Message Control/Error exit specified on TMEMBER NAME= and TPIPE NAME= is not accessible.

07 In a shared queues environment, the destination name specified by the requestor from LUNAME= is for a dynamic (non-CPIC and non-MS-remote) transaction. This is not allowed because APPC-entered transactions must be run on the same local IMS on which the transaction was entered. Dynamic transactions represent transactions that only run on other IMS systems in the shared queues group.

09 Rollback (ROLB) retry count was exceeded. The system is unable to process transaction.

| This message appears on the IMS master terminal and
| the write-to-operator (WTO) terminal.

System action: The reroute request is ignored and the associated default action is performed. See DFSCMUX0 for default actions.

Programmer response: Take the appropriate action for each reason code:

Code (dec)

	Action
01	Do not attempt to use an MSC-defined transaction
02	Use the DFSAPPC facility for message switch support
03	Use the synchronous process (ALLOCATE, SEND_DATA, RECEIVE_AND_WAIT)
04	Because multiple segments were detected from the requestor, the input is discarded (ALLOCATE, SEND_DATA)
05	Verify that the destination IMS is at system product level of Version 5.1
07	Determine which IMS systems in the shared queues group have the transaction defined locally, and enter the transaction on one of these systems.

DFS1965E **APPC/MVS CALL FAILURE, FUNCTION=aaaaaaaa, REASON CODE=xyyy, RETURN CODE=xxxxxxx, LUNAME=nnnnnnnn**

Explanation: A call to APPC/MVS had an unexpected return code. The call aaaaaaaa was issued, and a return code xxxxxxxx from APPC/MVS was the result.

A return code that is negative (for example, -1) indicates that the error occurred in processing the call before APPC/MVS receiving control; these negative return code values are set by IMS. The possible values are:

- 1 Call unavailable (z/OS entry point not defined; probable cause is bind error with level of z/OS that does not support APPC/MVS, for example, SP 4.1 or earlier).
- 2 Call not known (probable cause is incorrect installation of IMS resulting in running modules from 2 separate IMS releases).

See z/OS: APPC/MVS Allocate Queue Services for the meaning of positive values for this return code. Error return codes that represent anticipated conditions are handled by IMS, and do not result in this message. This message is produced when an unexpected result is encountered, which might represent an abnormal condition in some system component.

The reason code variable *xx* is a decimal number that identifies the module associated with the code. See APPC/IMS diagnostic aids in *IMS Version 13 Diagnosis*. Variable *yy* is the internal reason code.

If you contact the IBM support center, be prepared to supply the module number and reason code given in the message, and if requested, the output from LU manager trace.


If the LU name is network-qualified, it can be up to 17 bytes long.

Programmer response: Determine the error and

whether the failing component is either IMS, APPC/MVS, or VTAM. Check that IMS is running with the correct level of APPC/MVS.


Problem determination: Check for any accompanying APPC/MVS and VTAM error messages. Check the SYS1.LOGREC data set for software failure records that might accompany this condition.

Related concepts:

 APPC/IMS diagnostic aids (Diagnosis)

Related reference:

 DFS1965E APPC/MVS call failures (Diagnosis)

 z/OS: APPC/MVS - Explanation of return and reason codes

DFS1966 **IMS CONVERSATIONAL TRAN ENDED. INPUT DISCARDED**

Explanation: The remote LU 6.2 application program ended the LU 6.2 conversation with an IMS-defined conversational transaction with pending input (SEND_DATA, DEALLOCATE).

System action: The system continues processing. The pending input is discarded, the IMS conversational transaction is terminated, and the LU 6.2 conversation is deallocated.

Programmer response: Correct the remote application program to receive the response before deallocating the LU 6.2 conversation.

DFS1967 **MESSAGE SEGMENT BUFFER OVERLAY**

Explanation: The EDIT EXIT routine can change the message contents and can increase the message length by as much as 256 bytes. The total message length cannot exceed 32,764 bytes. If the message length exceeds this limit, or if the message is increased by more than 256 bytes, the message is truncated.

System action: The message is truncated.

Programmer response: Correct the Edit Exit routine to prevent an increase of the message of more than 256 bytes.

DFS1968 **APPC IS NOT SUPPORTED FOR THE SPECIFIED MVSLEVEL**

Explanation: The z/OS level specified in the IMSCtrl IMS system definition macro does not provide the correct z/OS level to use APPC.

System action: The request is ignored, and IMS continues to function.

Programmer response: Ensure that the IMS JCL does not specify APPC=Y, and IMS commands do not specify LU 6.2 functions.

DFS1969W LU 6.2 DESCRIPTOR=xxxxxxx NOT FOUND DURING MVS XRF RESTART

Explanation: The specified descriptor name was found in a checkpoint record, but the descriptor block representing the descriptor was not found.

System action: The request is ignored, and IMS continues to function.

Programmer response: Check the DFS62DTx member used by the IMS system, and verify that the information for the specified descriptor is not defined.

DFS1970 IMS SHUTTING DOWN-TRANSACTION DISCARDED

Explanation: This message is sent to the partner LU that has established a synchronous LU 6.2 or OTMA conversation with IMS. An IMS /CHE shutdown command was entered. This message informs the partner application that IMS is shutting down.

System action: The LU 6.2 or OTMA conversation is ended. IMS continues with shutdown processing.

Module: DFS6ECT0, DFSYTIB0

DFS1971I CQCHKPT SYSTEM COMMAND REJECTED FOR STRUCTURE=structurename; THE STRUCTURE NAME IS INVALID

or

CQCHKPT SHAREDQ COMMAND REJECTED FOR STRUCTURE= structurename; THE STRUCTURE NAME IS INVALID

Explanation: The command was not processed because the structure named in the message is not a valid structure name.

System action: IMS processing continues.

System programmer response: Reissue the command with a valid structure name.

Module: DFSSQCP0

DFS1972I CQCHKPT SYSTEM COMPLETE FOR STRUCTURE= structurename

or

CQCHKPT SHAREDQ COMPLETE FOR STRUCTURE= structurename

Explanation: The /CQCHKPT SHAREDQ or /CQCHKPT SYSTEM command completed for the structure named in the message.

System action: IMS processing continues.

Module: DFSSQCP0

DFS1973I CQCHKPT SYSTEM REQUEST REJECTED FOR REASON CODE=reasoncode

or

CQCHKPT SHAREDQ REQUEST REJECTED FOR REASON CODE=reasoncode

Explanation: The /CQCHKPT SHAREDQ or /CQCHKPT SYSTEM command was rejected. The reason codes (*reasoncode*) are as follows:

Reason code

Explanation

- 1 CQS shutdown pending
- 2 No CQS address space
- 3 Invalid CQS registration token
- 4 The function is invalid.
- 5 The count is invalid.
- 6 The list address is invalid.

System action: IMS processing continues.

System programmer response: Call IBM Software Support for assistance.

Module: DFSSQCP0

DFS1974I CQCHKPT SYSTEM REQUEST REJECTED FOR STRUCTURE=structurename, REASON CODE=reasoncode

or

CQCHKPT SHAREDQ REQUEST REJECTED FOR STRUCTURE= structurename, REASON CODE=reasoncode

Explanation: The /CQCHKPT SHAREDQ or /CQCHKPT SYSTEM command failed for the structure named in the message. The reason codes (*reasoncode*) for the failure are:

Reason code

Explanation

- 1 The checkpoint is already in progress for the structure.
- 2 A CQS restart is in progress.
- 3 The connect token is invalid.
- 4 CQSRSYNC is required for this structure.
- 5 A CQS internal error occurred.
- 6 The retry failed.

System action: IMS processing continues.

System programmer response: For reason codes 1 and 2, reissue the command when the event completes.

For all other reason codes, call IBM Software Support for assistance.

Module: DFSSQCP0

DFS1975 COMMAND REJECTED AS CQS IS NOT AVAILABLE

Explanation: The command was not processed because the CQS address space is unavailable.

System action: IMS processing continues.

System programmer response: Reissue the command when CQS is available.

Module: DFSICM30, DFSICQ20, DFSIDP40

DFS1976 KEYWORD INVALID - SHARED QUEUES NOT ENABLED

Explanation: The command was not processed because the keyword is invalid in an IMS system without Shared Queues.

System action: IMS processing continues.

System programmer response: Reissue the command in an IMS system in which Shared Queues is enabled.

Module: DFSIDPR0, DFSIDP00

DFS1977 COMMAND REJECTED DUE TO CQS ERROR

Explanation: The command was not processed because IMS received an error return code from CQS.

System action: IMS processing continues.

System programmer response: Reissue the command. If you receive the same message again, contact IBM Software Support.

Module: DFSICQ20, DFSIDP40

DFS1978I REQUEST FOR STORAGE FAILED DURING CQCHKPT COMMAND PROCESSING, REASON CODE=*reasoncode*

Explanation: The /CQCHKPT SHAREDQ or /CQCHKPT SYSTEM command processing terminated because IMS was unable to acquire HIOP storage to process the command or to issue a message about the outcome of the command. The reasons are:

- 1 Unable to issue message DFS1971I to report an invalid structure.
- 2 Unable to obtain the storage required to process the /CQSCHKPT command.
- 3 Unable to issue message DFS1972I to report that the /CQSCHKPT command was successful for all structures.

4 Unable to issue message DFS1973I to report a parameter error.

5 Unable to issue message DFS1972I to report that the /CQSCHKPT command was successful for some structures.

6 Unable to issue message DFS1974I to report that the /CQSCHKPT command failed for a structure.

7 Unable to issue message DFS1973I to report an environmental error.

System action: IMS processing continues.

System programmer response: Reissue the command.

Module: DFSSQCP0

Related information:

“DFS1972I” on page 425

“DFS1973I” on page 425

“DFS1974I” on page 425

DFS1979I CHECKPOINT REQUEST REJECTED, CQS IS NOT AVAILABLE

Explanation: The request was not processed because the CQS address space is unavailable.

System action: IMS processing continues.

System programmer response: Reissue the command when CQS is available.

Module: DFSRCP00

DFS1980 TRANSACTION NOT STOPPED, CANNOT PROCESS COMMAND

Explanation: The /DEQ command was rejected because the transaction was not stopped.

System action: The command is not processed.

System programmer response: Issue the /STOP TRAN or UPDATE TRAN STOP(Q,SCHD) command; then reenter the command.

Module: DFSICLJ0

DFS1981 COMMAND REJECTED DUE TO CQS ERROR OR CQS UNAVAILABLE

Explanation: The command was not processed because the Common Queue Server (CQS) address space was unavailable, or because IMS received an error return code from CQS.

System action: IMS processing continues.

System programmer response: Reissue the command when CQS is available. If CQS is available and you receive the same message again, contact IBM Software Support.

Module: DFSICLZ0

DFS1982I Reason Code = *rcmessage*

Explanation: An error occurred during Index/ILDS Rebuild utility processing, indicated by *rc*, with an accompanying *message* issued by module DFSPREC0. Each reason code has its own explanation and response.

See the following reason codes (*rc*) to further identify the type of error and appropriate action:

Reason Code = 05 Error processing SYSIN data set

Explanation: An error was found while processing the DFSPREC0 input card.

System action: The job terminated with a return code of 8.

Programmer response: Verify that the input keywords and parameters are correct. Keywords and parameters are position-dependent.

Reason Code = 10 Recovery type specified in DFSPREC0 control card is invalid

Explanation: The recovery type specified in the control card was not one of the three allowable types: INDEX, ILE, BOTH

System action: The job terminated with a return code of 8.

Programmer response: Verify that the recovery type is correct and rerun job. Keywords and parameters on the input control card are position-dependent.

Reason Code = 20 DDIR for partition specified in DFSPREC0 control card could not be found

Explanation: The list of DDIRs returned from the block builder did not include a DDIR for the partition specified on the control card.

System action: The job terminated with a return code of 8.

Programmer response: Verify that the DBDNAME on the exec card and the partition name on the control card are correct, then rerun the job.

Reason Code = 30 DB org. for partition specified in DFSPREC0 control card not supported in partitioning.

Explanation: The partition specified was not for a PHDAM or PHIDAM database.

System action: The job terminated with a return code of 8.

Programmer response: Verify that the partition name specified on the control card is correct, then rerun the job.

Reason Code = 40 Partition Select call failed

Explanation: The call to schedule the partition to be recovered failed.

System action: The job terminated with a return code of 8.

Programmer response: Verify that the partition specified on the control card is for a HALDB.

Reason Code = 50 The partition processed but no root segments were found.

Explanation: The partition specified was processed for INDEX recovery but no root segments were found.

System action: The job terminated with a return code of 8.

Programmer response: This is an abnormal condition. Contact IBM Software Support for assistance.

Reason Code = 60 DFSPREC0 control card specified ILE recovery and no ILEs were required for this partition

Explanation: An ILE rebuild request resulted in no entries being inserted into the ILE data set

System action: The job completed with a return code of 4.

Programmer response: This situation can occur if no logical relationships exist for this partition. Verify that there are no logical relationships existing in this partition.

Reason Code = 70 During ILE processing, the GETMAIN for a segment I/O area failed

Explanation: To complete an ILE rebuild, a segment I/O area is required for internal GN processing. This error results when space is unavailable to satisfy the GETMAIN.

System action: The job terminated with a return code of 8.

Programmer response: Increase the region size for the batch job, then rerun it.

Reason Code = 80 ILE processing terminated prior to reaching the end of the database

Explanation: A GN call during ILE rebuild processing returned with an unexpected return code. Expected return codes are: GA, GB, GK, or blank.

System action: The job terminated with a return code of 8.

Programmer response: Determine the reason for the unexpected return code and rerun job. For information about DL/I status codes, see the DL/I status code information. For assistance, call IBM Software Support.

DFS1982I

Reason Code = 90 Unable to perform INDEX/ILE rebuild processing – DBRC not available

Explanation: DBRC is unavailable. INDEX/ILE rebuild requires that DBRC is active during rebuild processing.

System action: The job terminated with a return code of 8.

Programmer response: Ensure that DBRC=Y is specified in the EXEC card, then rerun the job.

Reason Code = A0 Index/ILD rebuild request not honored - database specified NOT a HIDAM database

Explanation: During an INDEX rebuild request, DDIR determined that the partition was not for a PHIDAM database.

System action: The job terminated with a return code of 8.

Programmer response: Change the DBD on the job parameter to a HALDB that is PHIDAM, then rerun the job.

Reason Code = B0 Index rebuild was requested for a DBD that is not a HALDB DBD.

Explanation: During an INDEX rebuild request, DDIR determined that the partition was not for a HALDB database.

System action: The job terminated with a return code of 8.

Programmer response: Change the DBD on the job parameter to a HALDB DBD, then rerun the job.

Reason Code = C0 Index rebuild was requested using a PSB with a DBPCB that does not map to the Master DBD specified on the JOB PARM card.

Explanation: During an INDEX rebuild request, DDIR determined that the partition was not for a HALDB database.

System action: The job terminated with a return code of 8.

Programmer response: Change the DBD on the job parameter to a HALDB DBD that is the master database containing the partition input on the SYSIN card, then rerun the job.

Reason Code = D0 OPEN/CLOSE failure - refer to preceding DFS0730I message

Explanation: OPEN or CLOSE failure occurred; refer to preceding DFS0730I message for the name of the data set.

System action: The job terminated with a return code of 8.

Programmer response: Correct the problem identified in DFS0730I and run the job again.

Reason Code = D4 OPEN/CLOSE failure refer to preceding DFS0730I message

Explanation: OPEN or CLOSE failure occurred; refer to preceding DFS0730I message for the name of the data set.

System action: The job terminated with a return code of 8.

Programmer response: Correct the problem identified in DFS0730I and run the job again.

Reason Code = E0 PSTBYTNM POINTS TO FREE SPACE - TWIN BACKWARD POINTER IS BROKEN

Explanation: During an index rebuild request, a twin backward pointer was encountered that pointed into free space.

System action: The job terminates.

Programmer response: Take one of the following actions:

- Run Batch Backout to correct the incomplete segments.
- Run Pointer Checker, correct the broken pointers, and then run Index Build again.

REASON CODE = E1 PSTBYTNM POINTS TO FREE SPACE - TWIN FORWARD POINTER IS BROKEN

Explanation: During an index rebuild request, a twin forward pointer was encountered that pointed into free space.

System action: The job terminates.

Programmer response: Take one of the following actions:

- Run Batch Backout to correct the incomplete segments.
- Run Pointer Checker, correct the broken pointers, and then run Index Build again.

REASON CODE = E2 TWIN BACKWARD POINTER DOES NOT POINT TO THE PREVIOUS ROOT SEGMENT

Explanation: During an index rebuild request, a twin forward pointer was encountered while scanning the twin backward chain that did not point to the previously scanned root segment.

System action: The job terminates.

Programmer response: Take one of the following actions:

- Run Batch Backout to correct the incomplete segments.
- Run Pointer Checker, correct the broken pointers, and then run Index Build again.

REASON CODE = E3 TWIN FORWARD POINTER DOES NOT POINT TO THE PREVIOUS ROOT SEGMENT

Explanation: During an index rebuild request, a twin forward pointer that did not point to

the previously scanned root segment was encountered while scanning the twin forward chain.

System action: The job terminates.

Programmer response: Take one of the following actions:

- Run Batch Backout to correct the incomplete segments.
- Run Pointer Checker, correct the broken pointers, and then run Index Build again.

Reason Code = E4 DL/I GN processing returned an unexpected status code *&statcode*

Explanation: DL/I returned a status code indicating an error. Usually other system messages appear in the job output. You can check the status code in the DL/I status code information.

System action: The job step is terminated.

Programmer response: Correct the conditions indicated by the status code and any other related messages.

REASON CODE = F0 GETMAIN ERROR ENCOUNTERED 1LOADING ILDS WITH DDNAME=*ddname*. GETMAIN RC=*nnnnnnnn* REASON= *yyyyyyyy*

Explanation: Module DFSURIT0 encountered an error allocating storage while rebuilding the ILDS identified in the message text. The error occurred while the HALDB Index/ILDS Rebuild utility 1 (DFSPREC0) was loading the ILDS by using the free space option.

In the message text:

ddname

The ILDS that encountered the error.

nnnnnnnn

The return code in register 15 when the error occurred. If an abend occurred, this is the abend code.

yyyyyyyy

The reason code. If an abend occurred, the reason code is blank.

System action: Processing terminates with return code 8. DBRC flags the ILDS as Recovery Needed in the RECON data set.

Programmer response: Correct the problem indicated or change the SYSIN statement to omit the free space option by removing the suffix letter F from either the B0THF parameter or the ILEF parameter, and run the DFSPREC0 utility again.

Module: DFSPREC0

REASON CODE = F1 FREEMAIN ERROR ENCOUNTERED LOADING ILDS WITH DDNAME=*ddname*. FREEMAIN RC= *nnnnnnnn* REASON= *yyyyyyyy*

Explanation: Module DFSURIT0 encountered an error freeing previously allocated storage while rebuilding the ILDS identified in the message text. The error occurred while the HALDB Index/ILDS Rebuild utility (DFSPREC0) was loading the ILDS by using the free space option.

In the message text:

ddname

The ILDS that encountered the error.

nnnnnnnn

The return code in register 15 when the error occurred. If an abend occurred, this is the abend code.

yyyyyyyy

The reason code. If an abend occurred, the reason code is blank.

System action: Processing terminates with return code 8. DBRC flags the ILDS as Recovery Needed in the RECON data set.

Programmer response: Correct the problem indicated or change the SYSIN statement to omit the free space option by removing the suffix letter F from either the B0THF parameter or the ILEF parameter, and run the DFSPREC0 utility again.

Module: DFSPREC0

REASON CODE = F2 VSAM ERROR ENCOUNTERED LOADING ILDS WITH DDNAME=*ddname*. VSAM RC= *nnnnnnnn* REASON= *yyyyyyyy*

Explanation: Module DFSURIT0 encountered a VSAM error while rebuilding the ILDS identified in the message text. The error occurred while the HALDB Index/ILDS Rebuild utility (DFSPREC0) was loading the ILDS by using the free space option.

In the message text:

ddname

The ILDS being loaded when the error occurred.

nnnnnnnn

The return code in register 15 when the error occurred. If an abend occurred, this is the abend code.

yyyyyyyy

The reason code. If an abend occurred, the reason code is blank.

System action: Processing terminates with return code 8. If the ILDS is not usable, DBRC flags the ILDS as Recovery Needed in the RECON data set.

Programmer response: Correct the problem indicated or change the SYSIN statement to omit the free space option by removing the suffix letter F from either the B0THF parameter or the ILEF parameter, and run the DFSPREC0 utility again.

Module: DFSPREC0

**REASON CODE = F3 LOAD ERROR
ENCOUNTERED LOADING MODULE** *module name*.
LOAD RC= *nnnnnnnn* **REASON=** *yyyyyyyy*

Explanation: Module DFSURIT0 encountered an error loading the module identified in the message text while rebuilding the ILDS identified in the message text. The error occurred while the HALDB Index/ILDS Rebuild utility (DFSPREC0) was loading the ILDS by using the free space option.

In the message text:

nnnnnnnn

The return code in register 15 when the error occurred. If an abend occurred, this is the abend code.

yyyyyyyy

The reason code. If an abend occurred, the reason code is blank.

System action: Processing terminates with return code 8. DBRC flags the ILDS as Recovery Needed in the RECON data set.

Programmer response: Correct the problem indicated or change the SYSIN statement to omit the free space option by removing the suffix letter F from either the B0THF parameter or the ILEF parameter, and run the DFSPREC0 utility again.

Module: DFSPREC0

**REASON CODE = F4 INTERNAL SORT ERROR
ENCOUNTERED SORTING ILES, INTERNAL SORT
RC=** *nnnnnnnn* **REASON=** *yyyyyyyy*

Explanation: Module DFSURIT0 encountered an internal sort error while the indirect list entries (ILEs) were being sorted before being loaded into an ILDS by the HALDB Index/ILDS Rebuild utility (DFSPREC0) using the free space option.

In the message text:

nnnnnnnn

The return code in register 15 when the error occurred. If an abend occurred, this is the abend code.

yyyyyyyy

The reason code. If an abend occurred, the reason code is blank.

System action: Processing terminates with return code 8. DBRC flags the ILDS as Recovery Needed in the RECON data set.

Programmer response: Document the error and contact IBM Software Support. Change the SYSIN statement to omit the free space option by removing the suffix letter F from either the B0THF parameter or the ILEF parameter, and run the DFSPREC0 utility again.

Module: DFSPREC0

**REASON CODE = F5 DSPSERV ERROR
ENCOUNTERED, DSPSERV RC=** *nnnnnnnn*
REASON= *yyyyyyyy*

Explanation: Module DFSURIT0 encountered a DSPSERV data space error while the HALDB Index/ILDS Rebuild utility (DFSPREC0) was rebuilding an ILDS using the free space option.

In the message text:

nnnnnnnn

The return code in register 15 when the error occurred. If an abend occurred, this is the abend code.

yyyyyyyy


The reason code. If an abend occurred, the reason code is blank.

System action: Processing terminates with return code 8. DBRC flags the ILDS as Recovery Needed in the RECON data set.

Programmer response: Correct the indicated error or change the SYSIN statement to omit the free space option by removing the suffix letter F from either the B0THF parameter or the ILEF parameter, and run the DFSPREC0 utility again. The DFSPREC0 utility requires four data spaces of 2 gigabytes each to execute when using the free space option. Check with your system administrator to ensure that the DFSPREC0 utility can allocate enough storage. In addition, ensure that the paging subsystem is sufficient to handle the paging that is required by the DFSPREC0 utility when using the free space option.

Module: DFSPREC0

Related reference:

 DL/I status codes (Messages and Codes)

DFS1983W **APPC/IMS OUTBOUND LU**
 XXXXXXXX NOT DEFINED

Explanation: An outbound LU has been defined to IMS but could not be activated because it is not one of the APPC/IMS scheduled LUs.

System action: Processing continues.

Operator response: No action is required.

Module: DFS6ECT0

DFS1985I **APPC/IMS OUTBOUND LU** *xxxxxxx*
 ACTIVE

Explanation: An outbound logical unit (LU) was identified to IMS. In the message text, *xxxxxxx* is the identified LU.

System action: The LU specified by *xxxxxxx* is used for outbound conversations.

Programmer response: No action is required.

Module: DFS6ECT0

DFS1986 **KEYRANGE TOO LONG,**
 TRUNCATING

Explanation: This message is displayed when you input one or more KEYRANGE values that are longer than the key values in the database.

System action: The DFSMAID0 utility truncates the KEYRANGE to the appropriate size. Processing continues.

User response: No action is required.

Module: DFSMAID0

DFS1987I **REASON CODE =** *rc message_text*

Explanation: An error occurred running one of the following utilities:

- ACB Generation and Catalog Populate utility (DFS3UACB)
- HALDB Partition Data Set Initialization utility (DFSUPNT0)

For an explanation of the error and possible solutions to the error, find the return code of the error message in the following list.

REASON = 01 SYSPRINT DD STATEMENT
REQUIRED FOR STAND ALONE EXECUTION

Explanation: The IMS program controller module DFSRRC00 did not start the utility because the utility JCL does not include a SYSPRINT DD statement. A SYSPRINT data set is required.

System action: Processing halts and return code is set to 8.

User response: Check and correct the error condition indicated by the message and reason code.

Module: DFSUPNT0, DFS3UACB.

REASON = 02 SYSPRINT DD DUMMY NOT
ALLOWED FOR STAND ALONE EXECUTION

Explanation: The IMS program controller module DFSRRC00 did not start the utility because a SYSPRINT DD DUMMY is specified in the utility JCL instead of a SYSPRINT data set. A SYSPRINT data set is required.

System action: Processing halts and return code is set to 8.

User response: Check and correct the error condition indicated by the message and reason code.

Module: DFSUPNT0, DFS3UACB.

REASON = 03 AN ERROR OCCURRED OPENING
THE SYSPRINT DATASET

Explanation: The utility encountered an error opening the SYSPRINT data set.

System action: Processing halts and return code is set to 8.

User response: Check the system messages in the job log to determine the cause of the error and correct it.

Module: DFSUPNT0, DFS3UACB.

REASON = 04 A GETMAIN ERROR OCCURRED

Explanation: The utility encountered an error while obtaining storage.

System action: Processing halts and return code is set to 16.

User response: Increase the region size for the job or decrease the number of SYSIN statements.

Module: DFSUPNT0, DFS3UACB.

REASON = 05 ERROR LOADING MODULE

&modulename

Explanation: The utility encountered an error while loading the module *&modulename*.

System action: Processing halts and return code is set to 12.

User response: Place the specified module in the LOADLIB concatenation for this job step.

Module: DFSUPNT0, DFS3UACB.

REASON = 06 DBRC INITIALIZATION FAILED FOR
PHASE 1

Explanation: The utility encountered an error during phase 1 initialization of DBRC.

System action: Processing halts and return code is set to 8.

User response: Examine the job log for additional messages to determine and correct the cause of the error.

Module: DFSUPNT0, DFS3UACB.

REASON = 07 DBRC INITIALIZATION FAILED FOR PHASE 2

Explanation: DFSUPNT0 encountered an error during phase 2 initialization of DBRC.

System action: Processing halts and return code is set to the internal DBRC error code.

User response: Contact IBM Software Support.

Module: DFSUPNT0.

REASON = 08 AN ERROR OCCURRED OPENING THE DFSOVRDS DATASET

Explanation: DFSUPNT0 encountered an error opening the data set specified by the DFSOVRDS DD statement.

System action: Processing halts and return code is set to 8.

User response: Examine the job log for additional information about the error and correct it.

Module: DFSUPNT0.

REASON = 09 AN ERROR OCCURRED OPENING THE DFSRESLB DATASET

Explanation: DFSUPNT0 encountered an error opening the data set specified by the DFSRESLB DD statement.

System action: Processing halts and return code is set to 8.

User response: Examine the job log for additional information about the error and correct it.

Module: DFSUPNT0.

REASON = 10 IMS INTERNAL ERROR - DYNAMIC PSB IS CORRUPTED

Explanation: DFSUPNT1 or DFSUPNT2 encountered an invalid PCB control block in the parameter list passed by IMS. The error is returned to DFSUPNT0.

System action: Processing halts and return code is set to 16.

User response: Contact IBM Software Support.

Module: DFSUPNT1, DFSUPNT2.

REASON = 11 DL/I PINT CALL RETURNED UNEXPECTED STATUS CODE = &statuscode

Explanation: DFSUPNT0, DFSUPNT1, or DFSUPNT2 encountered an invalid status code

(*&statuscode*) returned from IMS for the internal DL/I PINT call.

System action: Processing halts and return code is set to 8.

User response: Examine the job log for additional information about the error and correct it. If the problem cannot be determined, contact IBM Software Support.

Module: DFSUPNT0, DFSUPNT1, DFSUPNT2.

REASON = 12 ESTAE HAS DETECTED AN ABEND RESULTING FROM ATTACH OF DFSRRRC00

Explanation: The ESTAE routine was driven for the utility due to an abend of the attached IMS system.

System action: Processing halts and return code is set to 32.

User response: Examine the job log for additional information about the error and correct it. If the problem cannot be determined, contact IBM Software Support.

Module: DFSUPNT0, DFS3UACB.

REASON = 13 A SYSIN DD CARD IS REQUIRED TO EXECUTE DFSUPNT0 STAND ALONE

Explanation: DFSUPNT0 was not started by the IMS program controller module DFSRRRC00. A SYSIN data set is required, but no SYSIN DD statement was found in the JCL.

System action: Processing halts and return code is set to 8.

User response: Check and correct the error condition indicated by the message and reason code.

Module: DFSUPNT0.

REASON = 14 SYSIN DD DUMMY NOT ALLOWED FOR STAND ALONE EXECUTION

Explanation: DFSUPNT0 was not started by the IMS program controller module DFSRRRC00. A SYSIN data set is required, but a SYSIN DD DUMMY statement was found in the JCL.

System action: Processing halts and return code is set to 8.

User response: Check and correct the error condition indicated by the message and reason code.

Module: DFSUPNT0.

REASON = 15 NO SYSIN STATEMENTS FOUND

Explanation: DFSUPNT0 was not started by the IMS program controller module DFSRRRC00. The SYSIN data set is empty.

System action: Processing halts and return code is set to 8.

User response: Check and correct the error condition indicated by the message and reason code.

Module: DFSUPNT0.

REASON = 16 AN ERROR OCCURRED OPENING THE SYSIN DATASET

Explanation: DFSUPNT0 encountered an error opening the SYSIN data set.

System action: Processing halts and return code is set to 16.

User response: Check the job log for additional messages and correct the error condition.

Module: DFSUPNT0.

REASON = 19 THE DFSOVRDS DD CARD HAS AN INVALID INPUT

Explanation: You can only use DD DUMMY or a character string that contains INITALL in the DFSOVRDS DD card. Any other input is invalid.

System action: Processing halts and return code is set to 8.

User response: Enter a valid input string for the DFSOVRDS DD card.

Module: DFSUPNT0.

REASON = 20 PARTITION SELECTION FAILED

Explanation: Before initializing the partition, DFSPSEL was called to mark the partition as empty. This call was unsuccessful. The partition initialization could not be completed.

System action: Processing halts and return code is set to 16.

User response: Examine the job log for additional information about the error and correct it.

Module: DFSUPNT0.

REASON = *nn* UNEXPECTED ERROR - INITIALIZATION INTERNAL LOGIC ERROR

Explanation: The utility encountered an unexpected logic error.

System action: Processing halts and return code is set to 99. The reason code has meaning only to IMS support personnel.

User response: Contact IBM Software Support.

Module: DFSUPNT0, DFS3UACB.

Module: DFS3UACB, DFSUPNT0, DFSUPNT1, DFSUPNT2

DFS1988W OTMA input messages from member *yyyyyyyy* have reached *xx%* of the maximum active input message limit *zzzz*

Explanation: OTMA internally creates a Transaction Instance Block (TIB) to track each active input message from a member. A maximum number of TIBs can be specified by OTMA descriptor, client-bid protocol message, or /START TMEMBER INPUT command. The active or queued input message from member *yyyyyyyy* is reaching *xx* percent of the limit indicated by *zzzz*. This message is issued at 80% of TIB limit and every 5% thereafter. Potentially, an OTMA message flood condition exists.

To view the current limit, issue the /DISPLAY TMEMBER command.

System action: IMS OTMA continues to process new input messages with less storage.

Programmer response: Determine whether the dependent regions are active to process input messages, whether the remote transactions insert back to the I/O PCB, and whether the OTMA clients are flooding the IMS. You might need to control or stop the OTMA clients to prevent the flood conditions. Ensure that the IMS regions are started to run the OTMA transactions. You can use the /DISPLAY TMEMBER TPIPE command to display the input message counts. If needed, contact your IMS system programmer for assistance.

Module: DFSYFD00

DFS1989E OTMA input messages from member *yyyyyyyy* have reached the maximum active input message limit *zzzz*

Explanation: An OTMA message flood condition exists for member *yyyyyyyy*. The input messages have reached a default or client specified Transaction Instance Block (TIB) limit, indicated by *zzzz*.

System action: IMS OTMA rejects any new input messages from the member until free TIBs are available.

Programmer response: Determine the following:

- Whether the input transactions are processed by dependent regions
- Whether the remote transactions insert back to the I/O PCB
- Whether the OTMA clients are flooding the IMS

You might need to control or stop the OTMA clients to prevent the flood conditions. Ensure that the IMS regions are started to run the OTMA transactions. You might need to contact the IMS system programmer for assistance. Also, you can use the /DISPLAY TMEMBER TPIPE command to display the input message counts.

Module: DFSYFD00

**DFS1990I {LQB|RCNT} CONTROL BLOCKS
INITIALIZATION FAILED**

Explanation: A major error occurred while attempting to initialize the CNT/SPQB/RCNT control blocks within module DFSCLC*ms*, DFSCLS*ms*, DFSCLR*ms*, or DFSCCLIDs. The LQB control block includes the CNT and SPQB control blocks. The following modules are shown with their corresponding control blocks, and the system ID table (SID).

Module Control block or table

DFSCLC*ms*
 CNT
DFSCLS*ms*
 SPQB
DFSCLR*ms*
 RCNT
DFSCCLIDs
 SID

Variable *m* completes the module name and has a value from 0 to 9 or A to F. Variable *s* represents the nucleus suffix. Check for consistency between the execution JCL and system definition for the correct nucleus suffix and the IMS.SDFSRESL name.


System action: IMS terminates with abend 0016.

Programmer response: Correct any inconsistency between system definition and execution JCL.

Problem determination: 6, 10, 35

Module: DFSIINU0

Related information:

 IMS abend 0016

Chapter 2, "IMS problem determination," on page 13

**DFS1991I {LOAD|LOCATE} ERROR FOR
LQB/RCNT CONTROL BLOCKS
(*modulename*), RC=*xx*.**

Explanation: An IMS IMODULE LOAD or LOCATE failed for module DFSCLC*ms*, DFSCLS*ms*, DFSCLR*ms*, or DFSCCLIDs that is substituted for the variable *modulename*. Each module contains a control block, or System ID table (SID), as shown in the following list. The LQB control block includes the CNT and SPQB control blocks.

Module Control block or table

DFSCLC*ms*
 CNT
DFSCLS*ms*
 SPQB
DFSCLR*ms*
 RCNT
DFSCCLIDs
 SID

Variable *m* completes the module name and has a value from 0 to 9 or A to F. Variable *s* represents the nucleus suffix.

The return code (*xx*) indicates the nature of the error. For the explanations of the IMODULE return codes, see the IMODULE return code information.

System action: IMS terminates with abend 0016.

Programmer response: Correct the error condition indicated by the return code.


Problem determination: 6, 10, 35

Module: DFSIINU0

Related reference:

 IMODULE return codes (Messages and Codes)

Related information:

 IMS abend 0016

Chapter 2, "IMS problem determination," on page 13

**DFS1992I GETMAIN ERROR FOR UNIQUE
VTAM HASH TABLE RC=*rc***

or

**GETMAIN ERROR FOR {CNT/LNB/RCNT|SPQB}
BLOCKS {HASH TABLE|BIT MAP} RC=*rc***

Explanation: The first form of the message appears when the system attempts to acquire a block of storage for the unique VTAM hash table and receives a failing return code from the GETMAIN routine. The VTAM hash table is for static signon user IDs.

The second form of the message appears when IMS fails to obtain storage for the hash table shown during initialization. The return code is passed by the failing GETMAIN.


System action: IMS abnormally terminates with abend 0016.

Operator response: Contact the system programmer.

System programmer response: For the first form of the message, correct the storage condition. For the second form of the message, increase the available storage to the IMS control region if dynamic resources are required.

Problem determination: 1, 6

Related information:

 IMS abend 0016

Chapter 2, "IMS problem determination," on page 13

DFS1993X GETMAIN ERROR FOR
{LGND|USRD} BLOCKS HASH
TABLE, RC=*nn*

or

GETMAIN ERROR LOADING DYNAMIC
TERMINAL DESCRIPTORS, RC=*nn*

Explanation: IMS initialization was unsuccessful attempting to obtain storage for one of three hash tables, for a work area, or for the default logon and user descriptors for temporary control blocks.

The first form of the message appears when storage is unavailable for the hash tables, and the second form appears when storage is unavailable for the work area or descriptors. LGND is shown if the failure was for the logon descriptor hash table. USRD is shown if the failure was for either the user descriptor hash table or the LTERM descriptor hash table.


System action: IMS abnormally terminates with abend 0016.

Operator response: Contact the system programmer.

System programmer response: If dynamic resources are required, increase the available storage to the IMS control region.

Problem determination: 1, 6

Related information:

 IMS abend 0016

Chapter 2, "IMS problem determination," on page 13

| non-printable characters, QNAME is a 16-byte
| value that contains the queue name in
| hexadecimal.

| sssssssssssssss

| The type 01/03 log record's UOW store clock
| token, MSGPROTK. This value corresponds to
| the time that the message was inserted to
| Queue Manager.

| *jjj, hh.mm.ss*

| The store clock value from UOWSTCK,
| converted to *jjj, hh.mm.ss* format, where *jjj* is
| the Julian day of the year, and *hh.mm.ss* is the
| time of day.

System action: IMS continues with checkpoint or shutdown processing.

Operator response: If this message is issued during normal shutdown, restart IMS with a warm start. If a warm restart is not used, messages might be lost. If you must cold restart IMS, take a simple checkpoint before shutting down.

If you must cold restart IMS and this message is issued during simple checkpoint, do not shut down IMS until the problem processing the UOWE is resolved. For example, checkpoint processing might not resolve the problem if a CF overflow full condition still exists.

IMS might need to retrieve a message from the system log data set (SLDS) to try a failed CQSPUT. If the SLDS is unavailable, IMS might issue DFS1994I after a simple checkpoint. You must resolve the situation with the SLDS to allow the messages to be retrieved and PUT to the Message Queue Structure.

DFS1994I UNRESOLVED CQSPUT FROM
UOWE(S) DURING *xxx*.
QNAME=*nnnnnnnnnnnnnnnnnnnn*
UOWSTCK=*ssssssssssssssss*
TIME=*jjj, hh.mm.ss*

Explanation: This informational message is issued during IMS checkpoint or IMS shutdown.

In the message text:

xxx Indicates when this message is issued.

CHECKPOINT

The message is issued during a simple checkpoint if CQSPUT fails during UOWE cleanup.

SHUTDOWN

The message is issued during normal IMS shutdown if a UOWE occurs with a CQSPUT request.


nnnnnnnnnnnnnnnnnnnn

The destination queue for the oldest unresolved CQSPUT UOW. If the destination queue name contains all printable EBCDIC characters, QNAME is an 8-byte value that contains this printable queue name. If the destination queue name contains any

DFS1995E *explanation*

Explanation: This message follows message DFS1965E and explains the return and reason code of the previous DFS1965E message. DFS1995E includes the APPC/MVS error message, which starts with prefix ATB, as provided by the APPC/MVS Error Extract Service.

Related reference:

 z/OS: Types of error information that Error_Extract returns

Related information:

DFS1965E

DFS1996I GETMAIN ERROR FOR VTAM
TERMINAL CONTROL BLOCKS
<HASH TABLE|DREF STORAGE>,
RC=*xx*

Explanation: IMS was unable to acquire enough storage in the IMS control region extended private area in one of the following:

- In subpool 0 to build a VTCB hash table, or
- In subpool 214 for loading the VTAM control blocks (VTCBs).

For an explanation of the IMODULE GETMAIN return code *xx*, see the IMODULE return code information.

System action: IMS terminates with 0016.

Programmer response: Try to restart IMS when more storage is available.

Related reference:

➡ IMODULE return codes (Messages and Codes)

Related information:

➡ IMS abend 0016

DFS1997I INCOMPATIBLE COMPONENT OF ACF/VTAM INSTALLED

Explanation: The component identifier information from VTAM OPEN ACB processing showed that the ACF/VTAM component is not compatible with the level of IMS. If IMS is generated for MVS/370, then an MVS/370 component of ACF/VTAM is required; if IMS is generated for MVS, then an MVS component of ACF/VTAM is required.

System action: IMS issues a VTAM CLOSE ACB, making VTAM communication impossible.

Operator response: If the wrong component of ACF/VTAM is active, first terminate ACF/VTAM and then initialize the correct component. After the correct component of ACF/VTAM is active, issue the /START DC command.

Programmer response: Either redefine IMS to execute with the ACF/VTAM component you are using, or install an ACF/VTAM component that matches the IMS level.

Problem determination: 6, 10, 36

Related information:

Chapter 2, "IMS problem determination," on page 13

DFS1998I VTAM TERMINAL CONTROL BLOCK INITIALIZATION FAILED

Explanation: An error occurred while attempting to initialize the VTAM terminal control blocks contained in modules DFSCLVy*x* where:

y is a value from 0 to 9.

x is the IMS nucleus suffix.

The execution JCL might not be consistent with the system definition for the nucleus suffix and the SDFSRESL name.

System action: IMS terminates with abend 0016.

Programmer response: Correct any inconsistency between the execution JCL and the system definition.

Problem determination: 6, 10, 35

Related information:

➡ IMS abend 0016

Chapter 2, "IMS problem determination," on page 13

DFS1999I {LOAD | LOCATE | BLDL} ERROR FOR VTAM TERMINAL CONTROL BLOCKS (modulename), RC=*xx*

Explanation: A BLDL or an IMS IMODULE LOAD or LOCATE failed for module DFSCLVy*x* in subpool 251 where:

y is a value from 0 to 9 or A to F.

x is the IMS nucleus suffix.

DFSCLVy*x* contains some or all of the IMS terminal control blocks for VTAM sessions, except those for MSC/VTAM links. For an explanation of the IMODULE return code *xx*, see the IMODULE return code information.

System action: IMS terminates abnormally with abend 0016.

Programmer response: Correct the error based on the IMODULE return code.

Problem determination: 6, 10, 35

Related reference:

➡ IMODULE return codes (Messages and Codes)

Related information:

➡ IMS abend 0016

Chapter 2, "IMS problem determination," on page 13

DFS2000I OPNDST ACQUIRE FAILED NODE *x*. SUBPOOL zzzzzzzz SENSE=*yyy*

Explanation: An OPNDST with the ACQUIRE option was issued for VTAM node *x*. The OPNDST was not successful. The variable zzzzzzzz is the subpool name or N/A if there is no subpool.

System action: The IMS operation continues without the terminal.

Operator response: (master terminal) Log the node onto IMS by using the /OPNDST command or VTAM's 'VARY NET, ID=, LOGON=' command.

Problem determination: Use the VTAM D NET command to determine why the node is not available for allocation to IMS.

Chapter 44. DFS messages, DFS2001I - DFS2050

This topic contains the following messages:

DFS2001I OPNDST ACCEPT FAILED NODE *x*.
USER *zzzzzzzz* SENSE=*yyyy* |
|RCFBK=*xxxx*

Explanation: IMS tried to issue a VTAM OPNDST with the ACCEPT option, but it was unsuccessful. VTAM previously told IMS that the terminal was available for OPNDST.

In the message text:

zzzzzzzz

The user name or N/A if there is no user

yyyy The value is the VTAM sense code

xxxx The value is the VTAM return code and feedback (RCFBK=) if specified

System action: IMS operation continues without the node.

Operator response: (master terminal) Determine why VTAM refused the OPNDST by using the VTAM D NET command; then try again.

DFS2002I OPNDST RESTORE FAILED NODE *x*.
SUBPOOL *zzzzzzzz* SENSE=*yyyy*

Explanation: IMS tried to issue a VTAM OPNDST with the RESTORE option, but it was unsuccessful. VTAM previously told IMS that the terminal was available for OPNDST. The *yyyy* value is the VTAM SENSE CODE; *zzzzzzzz* is the subpool name or N if there is no subpool.

System action: IMS operation continues without the node.

Master terminal operator response: Determine why VTAM refused the OPNDST by using the VTAM D NET command; then retry.

DFS2003 CLSDST FAILED NODE *x*.

Explanation: IMS attempted to issue a VTAM CLSDST for NODE *x*, but was unsuccessful. The node is deactivated, and is no longer usable.

System action: Node *x* is deactivated, and is no longer usable.

Problem determination: Determine why the CLSDST failed. If necessary, perform VTAM problem determination.

DFS2004 PERMANENT ERROR-CLSDST
REQUIRED NODE *x*.

Explanation: VTAM has informed IMS, either by RPL posting or scheduling of the IMS LOSTERM exit, that IMS should CLSDST the named terminal.

System action: IMS issues a CLSDST for the node.

DFS2005 PERMANENT ERROR-CLSDST
ISSUED NODE *x*.

Explanation: After receiving input, the device-dependent module has determined that VTAM or the terminal has sent an incorrect or missing AID byte to IMS in the input buffer for node *x*.

System action: IMS issues a VTAM CLSDST, and performs no further operations.

Operator response: (master terminal) If appropriate, correct the cause of the error, and reconnect the terminal to IMS, using the /OPNDST command.

DFS2006 PERMANENT ERROR-NO CLSDST
ALLOWED NODE *x*.

Explanation: A permanent error has occurred. VTAM's return code or LOSTERM value indicates that no CLSDST is allowed.

System action: IMS processing continues without the terminal. The node is deactivated such that no further operations by IMS are possible.

Operator response: (master terminal) If appropriate, correct the error, and restart IMS.

DFS2007 OPNDST PROCESSOR FAILURE
NODE *x*.

Explanation: Module DFSCVCLO has detected an unexpected return code—FDB2 value on an OPNDST instruction. The OPNDST was unsuccessful.

System action: IMS idles the terminal.

Operator response: (master terminal) Another /OPNDST, VTAM VARY NET, or LOGON command can be attempted.

Problem determination: Turn on IMS trace, and reproduce the problem.

DFS2008 INPUT IGNORED-ERROR MESSAGE
CANCELED

Explanation: This is caused by an operator error. Terminal input was attempted while IMS was trying to

send an error message for the immediately-previous input operation.

For a bisync 3270 VTAM device, the operator might have entered input whose length was greater than the length defined for that terminal.

System action: The input is ignored. The terminal is available for further use.

Operator response: Do not enter data without waiting for a response to the previous entry.

Problem determination: Turn on IMS trace for the node, and reproduce the problem.

If the entered data was too long, verify that the RECEIVE ANY buffer size specified on the COMM macro is large enough to handle the length of data being entered.

DFS2009 INPUT IGNORED

Explanation: This is caused by an operator error or input that is not supported by IMS from a 3270 display.

For the case of invalid input, IMS has received trigger field, input from the terminal when the MFS bypass is not being used. Trigger fields are not supported by MFS and trigger field input will be accepted by IMS only if the MFS bypass facility is being used on input received from the terminal.

For a bisync 3270 VTAM device, the operator might have entered input whose length was greater than the length defined for that terminal.

System action: For an invalid trigger field, the input is discarded and communication with the terminal continues normally. An error record is written on the IMS log data set at the time of the failure.

Operator response: The screen should be reformatted with a format that does not have trigger fields defined or the transaction entered must be one that uses the MFS bypass facility of IMS.

Problem determination: If reformatting the screen or entering another transaction is not possible, contact your system programmer for assistance.

If the entered data is too long, verify that the RECEIVE ANY buffer size specified on the COMM macro is large enough to handle the length of data being entered.

DFS2010 VTAM NOT SUPPORTED

Explanation: The NODE keyword was entered in a command, but VTAM is not included in the current system.

System action: The command is not processed.

Operator response: (terminal) Reenter the command correctly.

Problem determination: 36; also, if VTAM nodes are

included during IMS system definition, perform a /DIS NODE ALL, save the output.

Related information:

Chapter 2, "IMS problem determination," on page 13

DFS2011I IRLM FAILURE - IMS QUIESCING

Explanation: The lock manager status exit is given control and detects that the IRLM is terminating. This event causes the discontinuation of the use of all databases.

System action: IMS pseudoabends all currently scheduled transactions with abend 3303. Full-function databases participating in data sharing (share level 1, 2, or 3) and Fast Path databases participating in block level data sharing (share level 1, 2, or 3) are closed. Their authorization is discontinued. All further transaction scheduling, except Fast Path, is prohibited. All terminals inputting Fast Path transactions wait until IRLM is restarted and IMS reconnects to it.

Every dependent region with an intent to use a database must go through terminate thread processing. That is, any such dependent region that does not terminate prevents IMS from completing the actions necessary to clean up from the IRLM failure. IMS cannot be reconnected to the IRLM or terminated until all such region disconnect procedures have occurred. Wait for input (WFI) transactions are given a QC status code or pseudoabended with a U3303 on their next database call. There are timing-related conditions at the time of the IRLM failure when the application programs currently running can receive the BA, BB, or FH status code.

Programmer response: Restart the IRLM and have the system console operator modify IMS specifying RECONNECT. The only other allowable response is to issue /CHECKPOINT FREEZE to terminate IMS.

When the IRLM has been restarted and IMS reconnected to it, start all databases stopped because of this failure. Also, BMP regions might need to be restarted.

Problem determination: 1, 17

Related information:

Chapter 2, "IMS problem determination," on page 13

**DFS2012I GLOBALLY SHARED DATA
BASE|AREA - dbdname|areaname
STOPPED.**

or

**SHARING DATA BASE(S) STOPPED BECAUSE
DATA SHARING DISCONTINUED**

Explanation: One of the above two messages is generated. The first message lists the sharing databases that stopped because data sharing was discontinued.

The second message is generated for each database or area which is globally shared on multiple IRLMs and the IRLM has entered the IRLM FAILED or COMM FAILED state. When database integrity cannot be ensured, databases or areas which are globally shared and authorized by IMS systems on the other IRLM, are stopped using an internal /DBR or /STOP command, and all applications currently using these databases or areas are pseudoabend by abend 3303.

System action: IMS execution continues.

Programmer response: When the action is taken as described in message DFS2011I, the databases listed by this message should be started using the /START command, to allow the scheduling of the transaction for these databases or opening of the areas.

Related information:

“DFS2011I” on page 438

**DFS2013 NUMBER OF RECORDS IN QBLKS
DATA SET HAS EXCEEDED UPPER
THRESHOLD**

Explanation: IMS has established an upper threshold for the number of records which can be assigned to the QBLKS data set before warning message DFS2013 is issued. This threshold is some percentage of the maximum number of records assignable before an automatic shutdown is initiated.

System action: IMS continues execution.

Programmer response: You might want to reduce the queue usage and avoid a possible shutdown. To determine the effect of this action, examine the percentage of use displayed by the /DIS POOL command. When the number of records assigned to the QBLKS data set drops below the lower threshold established by IMS, message DFS2016 will be issued.

**DFS2014 NUMBER OF RECORDS IN SMSGQ
DATA SET HAS EXCEEDED UPPER
THRESHOLD**

Explanation: IMS has established an upper threshold for the number of records that can be assigned to the SMSGQ data set before issuing this warning message. This threshold is some percentage of the maximum number of records assignable before an automatic shutdown is initiated.

System action: IMS continues execution.

Programmer response: You might want to reduce the queue usage and avoid a possible shutdown. To determine the effect of this action, examine the percentage of use displayed by the /DIS POOL command. When the number of records assigned to the SMSGQ data set drops below the lower threshold established by IMS, message DFS2017 is issued.

Related information:

“DFS2017”

**DFS2015 NUMBER OF RECORDS IN LMSGQ
DATA SET HAS EXCEEDED UPPER
THRESHOLD**

Explanation: IMS has established an upper threshold for the number of records which can be assigned to the LMSGQ data set before the warning message DFS2015 is issued. This threshold is some percentage of the maximum number of records assignable before an automatic shutdown is initiated.

System action: IMS continues execution.

Programmer response: You might want to reduce the queue usage and avoid a possible shutdown. To determine the effect of this action, examine the percentage of use displayed by the /DIS POOL command. When the number of records assigned to the LMSGQ data set drops below the lower threshold established by IMS, message DFS2018 will be issued.

**DFS2016 NUMBER OF RECORDS IN QBLKS
DATA SET IS NOW BELOW LOWER
THRESHOLD**

Explanation: IMS has established a lower threshold which the number of records assigned to the QBLKS data set must pass after the upper threshold has been exceeded. Passing this lower threshold will result in this message being issued. This threshold is some percentage of the maximum number of records assignable before an automatic shutdown is initiated.

System action: IMS continues execution.

Programmer response: The action to reduce the queue usage may cease.

**DFS2017 NUMBER OF RECORDS IN SMSGQ
DATA SET IS NOW BELOW LOWER
THRESHOLD**

Explanation: IMS has established a lower threshold which the number of records assigned to SMSGQ data set must pass after the upper threshold has been exceeded. Passing this lower threshold will result in this message being issued. This threshold is some percentage of the maximum number of records assignable before an automatic shutdown is initiated.

System action: IMS continues execution.

Programmer response: The action to reduce the queue usage may cease.

**DFS2018 NUMBER OF RECORDS IN LMSGQ
DATA SET IS NOW BELOW LOWER
THRESHOLD**

Explanation: IMS has established a lower threshold which the number of records assigned to LMSGQ data set must pass after the upper threshold has been exceeded. Passing this lower threshold will result in this message being issued. This threshold is some

percentage of the maximum number of records assignable before an automatic shutdown is initiated.

System action: IMS continues execution.

Programmer response: The action to reduce the queue usage may cease.

DFS2020 VTAM STORAGE ALLOCATION FAILURE RTNCD=8.

Explanation: The VTAM return code from SETLOGON macro indicated a storage allocation failure.

System action: The IMS system continues; START DC failed.

Programmer response: Check VTAM errors for SETLOGON macro.

DFS2021 VTAM INACTIVE TO THIS APPLICATION RTNCD=10 FDB2=D.

Explanation: The VTAM return code from SETLOGON macro indicated that VTAM was inactive to this application.

System action: The IMS system continues; START DC failed.

Programmer response: Check VTAM errors for SETLOGON macro.

DFS2022 VTAM ABEND CONDITION OCCURRED ON THE USER TCB RTNCD=10 FDB2=E.

Explanation: The VTAM return code from SETLOGON macro indicated that a user abend condition occurred.

System action: The IMS system continues; START DC failed.

Programmer response: Check VTAM errors for SETLOGON macro.

DFS2023 NON-VTAM REQUEST RTNCD=14 FDB2=0.

Explanation: The VTAM return code from SETLOGON macro indicated a non-VTAM request was issued.

System action: The IMS system continues; START DC failed.

Programmer response: Check VTAM errors for SETLOGON macro.

DFS2024 VTAM CONTROL BLOCK INVALID RTNCD=14 FDB2=10.

Explanation: The VTAM return code from SETLOGON macro indicated an invalid VTAM control block.

System action: The IMS system continues; START DC failed.

Programmer response: Check VTAM errors for SETLOGON macro.

DFS2025 VTAM CID INVALID RTNCD=14 FDB2=13.

Explanation: The VTAM return code from SETLOGON macro indicated an invalid VTAM CID.

System action: The IMS system continues; START DC failed.

Programmer response: Check VTAM errors for SETLOGON macro.

DFS2026 INSUFFICIENT STORAGE AVAILABLE IN MAIN POOL (WKAP) TO PROCESS COMMAND

Explanation: A command was not processed because of insufficient storage in the main pool.

Important: The WKAP cannot be specified at system definition time. System definition sets a value of 5000. You can override the value at execution time by the WKAP= operand on the IMS procedure or the DFSPBxxx member of IMS.PROCLIB.

System action: The command is ignored.

Programmer response: Do one of the following actions:

- Increase the size of the main pool with the WKAP parameter in the JCL used to start IMS.
- Reenter the command later, since this problem can be a temporary condition.
- Reduce storage requirements by reentering the command as multiple commands.

DFS2027I UNABLE TO OPEN VTAM ACB REG15=xx ACBERFLG=yyy.

Explanation: An error code was returned when OPEN ACB was attempted. *xx* is the OPEN return code in register 15 and *yyy* is the ACB error field returned by VTAM. The ACBERFLG value *yyy* is displayed as a decimal number.


Important: If you are using multinode persistent sessions (MNPS), this message only refers to the APPLID ACB.

System action: IMS continues without ACB being opened.

Programmer response: For a detailed explanation of the error codes, see *z/OS Communications Server SNA Programming* and *z/OS Communications Server IP and SNA Codes*.

Related reference:

 z/OS: OPEN-Open one or more ACBs

 z/OS: Open macroinstruction error fields

DFS2028 MONITOR KEYWORD PARAMETER MISSING.

Explanation: The /TRACE SET ON or /TRACE SET OFF command was entered without any monitor parameters being specified.

System action: The command is ignored.

Operator response: Reenter the command with the correct parameters specified.

Module: DFSICLN4

DFS2029 MONITOR UNAVAILABLE.

Explanation: The monitor cannot be used. The monitor log work area was not successfully initialized.

Either an IMSMON DD statement is missing, or LOAD modules DFSIMNT0 or DFSMNTR0 are unavailable in the proper library.

System action: The command is ignored.

Operator response: Reenter the command after the monitor has been successfully initialized.

Programmer response: Ensure that the monitor is successfully initialized.

Module: DFSICLN4

DFS2030 MONITOR ALREADY ACTIVE.

Explanation: The /TRACE SET ON monitor command was entered when the monitor was already activated.

System action: The command is ignored.

Operator response: Use the /TRACE SET OFF MONITOR command before repeating the /TRACE SET ON MONITOR command.

Module: DFSICLN4

DFS2031 INVALID MONITOR KEYWORD PARAMETER.

Explanation: The /TRACE SET ON MONITOR command was entered with an invalid parameter for the monitor keyword.

System action: The command is ignored.

Operator response: Reenter the command using valid parameters.

Module: DFSICLN4

DFS2032 MONITOR NOT ACTIVE.

Explanation: The /TRACE SET OFF MONITOR command was entered when the monitor was not active.

System action: The command is ignored.

Operator response: Do not use the /TRACE SET OFF MONITOR command when the monitor is not on.

Module: DFSICLN4

DFS2033 PARLIM NOT DEFINED FOR THIS TRANSACTION.

Explanation: The PARLIM keyword was used in a command when the PARLIM option was not defined for the specified transaction.

System action: The command is ignored.

Remote terminal operator response: Correct the command, and reenter it.

DFS2034 INVALID PARLIM NUMBER.

Explanation: A parameter was entered for PARLIM keyword that was not 0 - 65535.

System action: The command is ignored.

Remote terminal operator response: Correct the command, and reenter it.

DFS2035 UNABLE TO ASSIGN SPECIFIED LTERM TO A PTERM DEFINED MSGDEL=SYSINFO

Explanation: LTERM has messages queued on the system queue.

System action: The command is ignored.

Terminal operator response: See that LTERM is assignable to specified PTERM.

DFS2036 UNABLE TO ASSIGN SPECIFIED LTERM TO A PTERM DEFINED MSGDEL=NONIOPCB

Explanation: LTERM has messages queued on the system or application output queue.

System action: The command is ignored.

Operator response: See that LTERM is assignable to specified PTERM.

DFS2037 START DC HAS NOT BEEN COMPLETED

Explanation: A /START DC command must be completed before /OPNDST or /CLSDST can be done.

System action: The command is ignored.

Operator response: Enter the /START DC command; then retry.

DFS2038 BUFFER POOL TOO SMALL FOR COMMAND

or

INSUFFICIENT STORAGE AVAILABLE TO PROCESS COMMAND

Explanation: The first form of the message is issued when a command was not processed because of insufficient storage.

The first form of this message can also be produced if there is insufficient CSA/ECSA available to hold the internal tables associated with the /TRACE SET ON MONITOR command.

System action: The command is ignored.

Programmer response: This can be a temporary condition that can be resolved by reentering the command later. If this fails, try to reduce the storage requirements by reentering the command as multiple commands or, if this is not possible, notify the system programmer.

If this message is generated as a result of running the /TRACE SET ON MONITOR command, increase the available CSA/ECSA.

Module: DFSICLN4

DFS2039I INSUFFICIENT STORAGE TO PROCESS GLOBAL STATUS UPDATE

Explanation: Storage is not available to process the global status update after a DB or AREA GLOBAL command, that was not issued from the Operations Manager (OM) API.

System action: The command is processed by each IMS to which the message is sent. The global status is not updated.

Programmer response: This condition can be temporary and might be resolved by running the command again. If rerunning the command fails, reduce the storage requirements by reentering the command as multiple commands. If this is not possible, notify the system programmer.

Module: DBFARD10, DBFARD40, DFSDBDR0

DFS2040 DEVICE DEPENDENT LOGIC ERROR NODE *x* (USER *y*)

Explanation: A logic error was encountered during device-dependent processing of a VTAM I/O request. The probable causes of this problem are:

- A VTAM error occurred.
- A hardware malfunction occurred.
- A program logic error in the program at NODE *x* occurred (programmable devices only).
- An invalid specification to the IMS System Definition.
- Unexpected VTAM system sense from the device.
- Time expired on CLEAR request during RQR processing.

System action: The session established with NODE *x* or USER *y* is terminated. An IMS Log Record (X'67') containing pertinent information was produced with an ID of CVCT.

Programmer response: When the problem is corrected the session can be reestablished by NODE *x*, USER *y*, or an IMS /OPNDST command.

Problem determination: 1, 5, 6, 12, 14

Related information:

Chapter 2, "IMS problem determination," on page 13

DFS2041 A PERMANENT ERROR ENCOUNTERED NODE *x*

Explanation: The SENSE information returned on a VTAM SEND/RECEIVE indicated NODE *x* was inoperable. The probable causes for this problem are:

- A VTAM logical unit status was received, or an exception response to a SEND command was received with a SENSE command, indicating a permanent error (set by NODE *x*).
- Unsupported major or minor SENSE fields or the user SENSE indicated a component ID greater than 4.
- A hardware malfunction.

System action: The session established for NODE *x* is terminated. An IMS log record with an ID of CVCT containing pertinent information was produced.

Programmer response: When the problem is corrected, the session can be reestablished by a NODE *x*, or an IMS /OPNDST command.

Problem determination: 1, 5, 6, 11, 14

Related information:

Chapter 2, "IMS problem determination," on page 13

DFS2042 BAD VTAM RESPONSE, INDICATOR OR DATA [FMH | QEC | RELQ | QC | RSHUT | SHUTD | SHUTC | LUS (SENSE=xxxxxxx)|RTR| SIG (SENSE=xxxxxxx)|BID | SBI | BIS|UNDEF] NODE *x* (USER *y*)

Explanation: An invalid or unsupported request was received as follows:

FMH	FM header parameter error
QEC	SNA quiesce-end-of-chain command
QC	Quiesce complete
RELQ	SNA release quiesce command
RSHUT	SNA request shutdown command
SHUTD	SNA shutdown command
SHUTC	SNA shutdown complete command
LUS	SNA LUSTATUS command or associated sense code (xxxxxxx), or both
RTR	SNA ready to receive command
SIG	SNA signal command or associated sense code (xxxxxxx), or both
BID	SNA BID command
SBI	SNA stop-bracket-initiation command
BIS	SNA bracket-initiation-stopped command
UNDEF	An undefined SNA command code was received

Possible causes of this problem are:

- A VTAM error occurred.
- A hardware malfunction occurred.
- A program logic error in the program at NODE *x* occurred (programmable devices and remote subsystems only).
- An invalid specification to the IMS system definition.

System action: The session is terminated. An IMS log record (X'67') containing additional pertinent information was produced with an ID of CVCT.

Operator response: See the Programmer response.

Programmer response: When the problem is corrected, the session can be reestablished by NODE *x*, USER *y*, or an IMS /OPNDST command.

Problem determination: 1, 5, 6, 12, 14

Related information:

Chapter 2, "IMS problem determination," on page 13

DFS2043 DATA CHAINING ERROR ENCOUNTERED NODE *x*

Explanation: An improper data chaining sequence was encountered during IMS output edit or on a VTAM Receive Any for NODE *x*. The probable causes of this problem are:

- A VTAM error occurred.
- A hardware malfunction occurred. A program logic error in the program at NODE *x* occurred (programmable devices only).
- An IMS output message is either multisegment or larger than the output buffer size for a device without chained output support.

System action: The NODE *x* session was terminated. An IMS Log Record with an ID of CVCT containing

pertinent information was produced.

Operator response: Same as Programmer response.

Programmer response: When the problem is corrected, the session can be reestablished by a NODE *x*, or an IMS /OPNDST command.

Problem determination: 1, 5, 6, 12

Related information:

Chapter 2, "IMS problem determination," on page 13

DFS2044 UNSUPPORTED RESPONSE WAS REQUESTED NODE *x* (USER *y*)

Explanation: An unsupported response was requested on a VTAM receive. The probable causes of this error are:

- A hardware malfunction occurred.
- A program logic error in the program at NODE *x* occurred (programmable devices only).

System action: The NODE *x* or USER *y* session is terminated. An IMS Log Record (X'67') with an ID of CVCT containing pertinent information was produced.

Operator response: Same as Programmer response.

Programmer response: When the problem is corrected, the session can be reestablished by a NODE *x*, USER *y*, or an IMS /OPNDST command.

Problem determination: 1, 5, 6, 12, 14

Related information:

Chapter 2, "IMS problem determination," on page 13

DFS2045 AN INBOUND SEQUENCE ERROR DETECTED NODE *x* (USER *y*)

Explanation: The sequence number received on a VTAM synchronous request was not consecutive, that is, one greater than the previous VTAM synchronization input request received. The probable causes of this error are:

- A VTAM error occurred.
- A hardware malfunction occurred.
- An error occurred within the control program at the remote node.

System action: The session established with NODE *x* or USER *y* is terminated. An IMS Log Record, containing pertinent information, was produced with an ID of CVCT.

Operator response: Same as Programmer response.

Programmer response: When the problem is corrected, the session can be reestablished by NODE *x*, USER *y*, or an IMS /OPNDST command.

Problem determination: 1, 5, 6, 12, 14

Related information:

Chapter 2, "IMS problem determination," on page 13

DFS2046 ERROR FOUND WHILE WRITING TO LOG NODE *x* (USER *y*)

Explanation: A device-dependent error was encountered while attempting to create or write an IMS Log Record. The data being written contained VTAM sequence numbers, the data necessary for emergency restart of NODE *x* or USER *y*, or both. For 3614 nodes, the retention area might be too small to contain the copy of a 3614 Transaction Request necessary for a recovery. The probable causes of this problem are:

- An I/O error occurred while writing to the IMS Log.
- An invalid specification was made for the Receive Any, Retention Area, or Output Buffer sizes during IMS system definition.

For 3614 nodes, the retention area might be too small to contain the copy of a 3614 Transaction Request necessary for recovery.

System action: The NODE *x* or USER *y* session is terminated. An IMS Log Record with an ID of CVCT containing pertinent information was produced.

Operator response: Same as Programmer response.

Programmer response: When the problem is corrected the session can be reestablished by a NODE *x*, USER *y*, or an IMS /OPNDST command.

Problem determination: 1, 5, 6, 12, 14

Related information:

Chapter 2, "IMS problem determination," on page 13

DFS2047 A VTAM BRACKET ERROR WAS ENCOUNTERED NODE *x* (USER *y*)

Explanation: A VTAM bracket error was encountered on a VTAM receive for NODE *x* or USER *y*. The probable cause of this error is that an only or first element in a chained data request did not include at least a VTAM begin-bracket indicator.

Under normal circumstances, this message does not occur for terminals that have successfully communicated with IMS. If this error occurs for a node that was recently added to the IMS network, ensure that the terminal is properly defined. Also, ensure that the terminal has the correct VTAM log mode specified or defaulted through IMS or VTAM.

System action: The NODE *x* or USER *y* session is terminated. An IMS Log Record (X'67') with an ID of CVCT containing pertinent information was produced.

Operator response: (entering terminal operator) Same as Programmer response.

Programmer response: When the problem is corrected, the session can be reestablished by a NODE *x*, USER *y*, or an IMS /OPNDST command.

Problem determination: 1, 5, 6, 12, 14

Related information:

Chapter 2, "IMS problem determination," on page 13

DFS2048 UNABLE TO OUTPUT NODE *x*.

Explanation: IMS was unable to write to any component of NODE *x*. The probable cause of this error was that all available components have been set to an inoperative condition as a result of user-supplied sense data in a previous VTAM exception RRN response or VTAM LU status indicator. This condition is reset by a subsequent VTAM LU status indicator from the node or by IMS /STOP NODE *x* and /START NODE *x* commands.

System action: The session established for NODE *x* is terminated. An IMS Trace Log Record (X'67') with an ID of CVCT is produced containing pertinent information.

Programmer response: When the problem is corrected, the session can be reestablished by NODE *x* or an IMS /OPNDST command.

Problem determination: 1, 5, 6, 12, 14

Related information:

Chapter 2, "IMS problem determination," on page 13

**DFS2049I PARALLEL SESSION NAME ERROR
name1 name2 NODE *x* USER *y* ID *z***

Explanation: IMS detected an attempt to change a parallel session name on a negotiated bind reply received from a remote subsystem. The name sent on the bind is identified by the user and ID names within the message text. The name returned is identified by the *name1* and *name2* values within the message. User name and ID correspond to *name1* and *name2*.

System action: The attempt to initiate a session is rejected. An IMS log record (X'67'), containing pertinent information, was provided with an ID of CVCT.

Operator response: See Programmer response.

Programmer response: The error might be in the initial session information entered by the terminal operator, system definition information within IMS or the remote subsystem, or both. When the problem is corrected, the session can be reestablished by NODE *x*, USER *y*, or an IMS /OPNDST command.

Problem determination: 1, 5, 6, 12, 14, 25

Related information:

Chapter 2, "IMS problem determination," on page 13

**DFS2050 RESYNCHRONIZATION REJECTED
NODE *x* (USER *y*)**

Explanation: NODE *x* or USER *y* rejected either the IMS sequence number or the sequence number of the IMS copy of NODE *x* or USER *y* during session resynchronization. The probable cause of this error is that an invalid indication was returned on a VTAM

set-and-test sequence number command to either the IMS Number or the IMS copy of NODE *x*'s or USER *y*'s Number.

System action: The NODE *x* or USER *y* session is terminated. An IMS Trace Log Record (X'67') with an ID of CVCT containing pertinent information was produced.

Operator response: (entering terminal operator)
When the program is corrected, the session can be reestablished by NODE *x*, USER *y*, or by an IMS /OPNDST command.

Programmer response:

Review the CVCT log record to determine the cause of this resynchronization failure. After the source of the conflict has been corrected, reestablish the session. It might be necessary to reacquire the session cold from both sides and define the IMS terminal or link with the FORCSESS option.

Problem determination: 1, 5, 6, 12, 14

Related information:

Chapter 2, "IMS problem determination," on page 13

Chapter 45. DFS messages, DFS2051I - DFS2100

This topic contains the following messages:

**DFS2051 RESYNCH FAILED DUE TO VTAM RC
NODE *x* (USER *y*).**

Explanation: Resynchronization failed due to nonzero VTAM return code, or feedback while sending a VTAM set-and-test or start-data-traffic indicator. The probable causes of this error are:

- A hardware malfunction occurred.
- The program at NODE *x* (programmable devices only) or the control program in NODE *x* sent an exception response to a VTAM set-and-test sequence number or start-data-traffic indicator.

System action: The session being established is terminated, and an IMS Trace Log Record (X'67') containing pertinent information was produced with an ID of CVCT.

Operator response: See Programmer response.

Programmer response: When the problem is corrected, the session can be reestablished by NODE *x*, USER *y*, or an IMS /OPNDST command.

Problem determination: 1, 5, 6, 12, 14

Related information:

Chapter 2, "IMS problem determination," on page 13

**DFS2052 UNSUPPORTED RESPONSE TO
RESYNCHRONIZATION NODE *x***

Explanation: NODE *x* returned an unsupported response to either the IMS sequence number or the IMS copy of NODE *x*'s sequence number during session resynchronization. The probable cause of this error is that an unsupported request to a VTAM Set-and-Test sequence number command was received or a test negative response was received as a response to the Set option on the IMS sequence number.

System action: The NODE *x* session is terminated. An IMS trace log record (X'67') with an ID of CVCT containing pertinent information was produced.

Operator response: (entering terminal operator) When the problem is corrected, the session can be reestablished by a NODE *x*, or an IMS /OPNDST command.

Programmer response: When the problem is corrected, the session can be reestablished by a NODE *x*, or an IMS /OPNDST command. If the problem cannot be corrected at NODE *x*, an IMS /NRE is required before a session can use NODE *x*.

Problem determination: 1, 5, 6, 12

Related information:

Chapter 2, "IMS problem determination," on page 13

**DFS2053 UNRESOLVED REFERENCE TO
REQUIRED USER EDIT NODE *x*.**

Explanation: An unresolved reference was encountered to a required user edit routine.

System action: The session attempting to be established for NODE *x* is terminated. An IMS trace log record (X'677') with an ID of CVCT is produced containing pertinent information.

Programmer response: The IMS nucleus must be rebound with the correct user edit routine.

Problem determination: 1, 5, 6, 12, 14

Related information:

Chapter 2, "IMS problem determination," on page 13

**DFS2054 SESSION TERMINATION FORCED
NODE *x*.**

Explanation: A session termination was forced because of a recursive request for termination. The original request was made using the 3614 user edit routine as a result of either an IMS /STOP NODE *x* or /CLSDST command, or as a result of a VTAM Request Recovery or Shutdown Request indicator received from the 3614 user edit routine.

One of the following situations is the probable cause of this error:

- A hardware malfunction occurred.
- A loop occurred between the 3614 user edit routine and IMS because of improper use of return code 8 (cancel I/O) for input or output data after termination was requested by entry vector 20 to the 3614 user edit routine.
- After termination was requested from the 3614 user edit routine by entry vector 20, input was queued by return code 0, 4, or 8. No output message was produced by the user message processing program.

System action: The session established with NODE *x* is terminated. An IMS trace log record (X'67') containing pertinent information is produced with an ID of CVCT.

Programmer response: When the problem is corrected, the session can be reestablished by NODE *x* or by an IMS /OPNDST command.

Problem determination: 1, 5, 6, 12, 14

Related information:

Chapter 2, "IMS problem determination," on page 13

**DFS2055 SESSION TERMINATED BY USER
 EDIT ROUTINE NODE *x*.**

Explanation: A return vector from a user edit routine indicated session termination was required for NODE *x*.

System action: The NODE *x* session is terminated. An IMS log record with an ID of CVCT containing pertinent information was produced.

Operator response: Same as Programmer response

Programmer response: When the problem, if any, is corrected, the session can be reestablished by a NODE *x* or an IMS /OPNDST command.

Problem determination: 1, 5, 6, 12

Related information:

Chapter 2, "IMS problem determination," on page 13

**DFS2056 INPUT SEGMENT EXCEEDS
 MAXIMUM LENGTH.**

Explanation: The input deblocking routine has detected an input message segment that spans more than two request units (no new line or forms feed character is detected for 3770/3767, or no deblock character detected for SLUTYPE1).

System action: The input message is canceled and a record is written on the IMS log data set that contains the message segment in error.

Operator response: Reenter the message, ensuring that the correct format is used.

Problem determination: 7, 36

Related information:

Chapter 2, "IMS problem determination," on page 13

**DFS2057 DEBLOCKING CHARACTER NOT
 FOUND IN INPUT SEGMENT.**

Explanation: Input was received from the 3770 card reader component and the deblocking routine scanned to the end of the input data without detecting a deblocking character. Every card in the input data has to be followed by an IRS character.

System action: The input message in error is canceled, a record containing the input message in error is written on the IMS log data set, and the session is terminated.

Operator response: Issue an /OPNDST command to the node, and try the failing input message again. If the failure persists, follow the problem determination.

Problem determination: 5, 6, 23

Related information:

Chapter 2, "IMS problem determination," on page 13

DFS2058 COMPONENT ID IN ERROR.

Explanation: Input was received. However the component ID in the function management header (FMH) was invalid or the input component was not defined on the terminal macro at system definition, or an exception response was requested by a device on which IMS does not support the exception response request function.

System action: A record is written on the IMS log data set, containing the input message in error, and the session is terminated.

Operator response: Try the failing input message again. If the error persists, follow the problem determination.

Programmer response: Ensure that the input device is defined properly to IMS.

Problem determination: 5, 7, 36

Related information:

Chapter 2, "IMS problem determination," on page 13

**DFS2059 FMH DID NOT INDICATE BODS OR
 EODS.**

Explanation: The function management header in the input data stream from the 3770 did not indicate either the beginning or the end of the data set.

System action: A record is written on the IMS log data set that contains the request unit in error, and the session is terminated.

Operator response: (master terminal) If the error persists, follow the problem determination.

Problem determination: 5, 6, 7, 36

Related information:

Chapter 2, "IMS problem determination," on page 13

**DFS2060 IPL REQUEST INVALID ON S/7 BSC
 CONTENTION LINE *xxx* PTERM *yyy*.**

Explanation: A System/7 attached to a bisynchronous (BSC) contention line transmitted an IPL request to IMS.

System action: IMS deactivates the transmitting System/7.

Operator response: Inform the system programmer.

Programmer response: Correct the System/7 program or change the System/7 attachment.

**DFS2061I NODE NOT AVAILABLE FOR
OPNDST NODE *x* (USER *y*).**

Explanation: An unavailable condition was returned on a VTAM SIMLOGON issued due to an IMS /OPNDST command for NODE *x* or USER *y*. See *VTAM For MVS/ESA, VM/ESA, VSE/ESA Programming* (SC31-6496) and *VTAM Messages and Codes* (SC31-6418) for an explanation of this condition.

System action: The attempt to establish a session with NODE *x* or USER *y* has been terminated. (1) An IMS trace log record (X'67') containing pertinent information was produced with an ID of CVCT. (2) An IDC0 trace table entry is created, if the IDC0 trace is active. (For nonexisting dynamic terminals).

Operator response: See Programmer response.

Programmer response: When the problem is corrected, session initiation can be attempted again using an IMS /OPNDST command. The session can also be requested or initiated by NODE *x* or USER *y*.

Problem determination: 1, 5, 6, 12, 14, 25

Related reference:



Data communication service aids (Diagnosis)

Related information:

Chapter 2, "IMS problem determination," on page 13

**DFS2062I MODENAME UNKNOWN TO VTAM
NODE *x* (USER *y*).**

Explanation: An unknown mode name condition was returned on a VTAM SIMLOGON issued due to an IMS /OPNDST command for NODE *x* or USER *y*. Either an incorrect mode name was specified on the IMS /OPNDST command or a mode table entry was not defined to VTAM with the specified name.

System action: The attempt to establish a session with NODE *x* or USER *y* has been terminated. (1) An IMS trace log record (X'67') containing pertinent information was produced with an ID of CVCT. (2) An IDC0 trace table entry is created if the IDC0 trace is active (for nonexisting dynamic terminals).

Programmer response: When the problem is corrected, session initiation can be attempted again using an IMS /OPNDST command. The session can also be requested or initiated by NODE *x* or USER *y*.

Problem determination: 1, 5, 6, 12, 14, 25

Related information:

Chapter 2, "IMS problem determination," on page 13

**DFS2063I SESSION TERMINATION COMPLETE
NODE *x* (USER *y*).**

Explanation: Session termination occurred for NODE *x* or USER *y*. Termination might have been solicited by an IMS terminal or node, depending upon security, by

NODE *x* or USER *y* using VTAM/SNA commands, or by a VTAM network operator command. If termination was due to an unusual condition, an error message for the specific condition was enqueued for the IMS master terminal operator before this message.

System action: A session with NODE *x* or USER *y* has been terminated. An IMS trace log record (X'67') containing pertinent information was produced with an ID of CVCT if termination was due to an unusual condition.

Operator response: See Programmer response.

Programmer response: A session for NODE *x* or USER *y* was terminated by an IMS command, upon request of NODE *x* or USER *y*, or by an unusual condition. The session can be reestablished using an IMS /OPNDST command, by NODE *x*, or by USER *y* after any outstanding problems are corrected.

Problem determination: 1, 5, 6, 12, 14, 25

Related information:

Chapter 2, "IMS problem determination," on page 13

**DFS2064I SESSION INITIATION COMPLETE
NODE *x* (USER *y*).**

Explanation: Session initiation is complete for NODE *x* or USER *y*. Session initiation resulted from an IMS /OPNDST, VTAM network operator, or NODE *x* or USER *y* VTAM/SNA command.

System action: Session initiation is complete for NODE *x* or USER *y*. Any available output is sent, otherwise, IMS waits for input.

Operator response: See Programmer response.

Programmer response: Continue whatever action is appropriate for NODE *x* or USER *y* following normal session initiation.

**DFS2065I RESYNCHRONIZATION NOT
POSSIBLE NODE *x* (USER *y*).**

Explanation: Message resynchronization was required based on the previous session termination with NODE *x* or USER *y*. However, the Get Unique call from the shared queues has failed.

System action: The attempt to establish a session with NODE *x* or USER *y* has been terminated. An IMS trace log record (X'67') containing pertinent information was produced with an ID of CVCT.

Operator response: See Programmer response.

Programmer response: Reinitialize NODE *x* or USER *y* to the appropriate restart point, or override the IMS resynchronization system definition option through the IMS /CHANGE command.

When the problem is corrected or overridden, session initiation can be attempted again using an IMS

/OPNDST command for NODE *x* or USER *y*. The session can also be requested or initiated by NODE *x* or USER *y*.

Problem determination: 1, 5, 6, 12, 14, 25

Related information:

Chapter 2, "IMS problem determination," on page 13

DFS2066I BAD BIND PARM (DISP A, VALUE B) NODE *x* (USER *y*).

Explanation: IMS detected one or more invalid, unsupported, or conflicting parameters when receiving a VTAM/SNA BIND command or when validating Bind parameters from LOGMODE table or USERDATA (after an INQUIRE). The parameters also might be in conflict with the IMS system definition options specified for NODE *x* or ETO descriptor options specified for USER *y*.

DISP A is the displacement from the beginning of the BIND RU. VALUE B is the erroneous data. Both DISP A and VALUE B are in hexadecimal.

System action: The attempt to establish a session with NODE *x* or USER *y* using a VTAM/SNA BIND command has been rejected. An IMS trace log record (X'67'), containing pertinent information, was produced with an ID of CVCT.

Operator response: See Programmer response.

Programmer response: When the problem is corrected, session initiation can be attempted again using an IMS /OPNDST command for NODE *x* or USER *y*. The session can also be requested or initiated by NODE *x* or USER *y*.

Problem determination: 1, 5, 6, 12, 14, 25

Related information:

Chapter 2, "IMS problem determination," on page 13

DFS2067I BEGIN-END BRACKET ERROR NODE *x* (USER *y*).

Explanation: IMS detected an error while processing an output message. The message to be sent indicates begin bracket, but the node is in a "NOBB" (cannot begin an output bracket) shutdown state. The requested message could not be sent.

The "NOBB" shutdown state is the result of OHS requesting a symmetric shutdown or a /QUIESCE NODE *x* (USER *y*) command.

System action: Session termination was forced for NODE *x* or USER *y*. An IMS trace log record (X'67'), containing pertinent information, was produced with an ID of CVCT.

Operator response: See Programmer response.

Programmer response: The session can be restarted to reset the shutdown state if additional input or output is

required. Session initiation can be attempted using an IMS /OPNDST command for NODE *x* or USER *y*. The session can also be requested or initiated by NODE *x* or USER *y*.

Problem determination: 1, 5, 6, 12, 14, 25

Related information:

Chapter 2, "IMS problem determination," on page 13

DFS2068 INPUT DATA FM HDR PARAMETER INVALID, UNSUPPORTED, OR NOT AVAILABLE

Explanation: An input data function management (FM) header contained an invalid, unsupported, or unavailable parameter. The output ERP FM header sent with this message might contain additional sense information to isolate the specific parameter.

System action: The session with NODE *x* has encountered an input error, but the session was not terminated. This message is sent to reject the input message. An IMS trace log record (X'67'), containing pertinent information, was produced with an ID of CVCT.

Operator response: See Programmer response.

Programmer response: Continue with input/output operations as appropriate. When the problem with the FM header is corrected, the input message can be resent.

Problem determination: 1, 5, 6, 12, 14, 25

Related information:

Chapter 2, "IMS problem determination," on page 13

DFS2069 END-BRACKET NOT SUPPORTED ON IMS INPUT SYNCHRONOUS MESSAGES.

Explanation: An end-bracket was received on an input IMS response mode or conversational transaction, an IMS command, or an input message while in IMS "test mode".

System action: A session with NODE *x* has encountered an input error. The session was terminated and message DFS2069 is left on the queue. This message is sent to reject the input message. An IMS trace log record (X'67'), which contains pertinent information, was produced.

Operator response: See Programmer response.

Programmer response: To continue the session without correcting the error, dequeue message DFS2069, and then restart the session.

To correct the error before you restart the session, perform one or more of the following actions:

- Change the definition of the ISC TERMINAL macro to specify COMPT1=MULT to allow asynchronous processing and to eliminate the end-bracket from the input message.
- If IMS was in test mode when the error occurred, terminate test mode by using the /EXIT command.
- Change the value of the MSGTYPE= parameter on the TRANSACT macro from RESPONSE to NONRESPONSE. A value of NONRESPONSE on the MSGTYPE= parameter changes the session to asynchronous and allows the end-bracket.

Problem determination: 1, 5, 6, 12, 14, 25

Related information:

Chapter 2, "IMS problem determination," on page 13

DFS2070 MESSAGE TERMINATION FORCED FOLLOWING INPUT SNA CANCEL OF MFS PAGE.

Explanation: A VTAM/SNA CANCEL command was received without receiving a SUBSEQUENT VTAM/SNA LUSTATUS (message termination) following a sender detected error during an MFS multiple page input message. IMS requires the input message to be terminated if any single page is canceled.

System action: A session with NODE *x* has encountered an input error, but the session has not been terminated. This message is sent to force termination of the MFS multiple page input message. An IMS trace log record (X'67'), containing pertinent information, was produced with an ID of CVCT.

Operator response: See Programmer response.

Programmer response: Continue with input/output operations as appropriate. The message can be resent to IMS after the problem that caused the VTAM/SNA CANCEL command is corrected.

Problem determination: 1, 5, 6, 12, 14, 25

Related information:

Chapter 2, "IMS problem determination," on page 13

DFS2071I EXPECTED ERP MESSAGE NOT RECEIVED NODE *x* (USER *y*).

Explanation: A VTAM/SNA exception response was received without a subsequent ERP message explaining the reason for the exception response.

System action: A session with NODE *x* or USER *y* has encountered an input error, and the session is terminated. An IMS trace log record (X'67'), containing pertinent information, was produced with an ID of CVCT.

Operator response: See Programmer response.

Programmer response: After correcting the system logic in any other session, initiation can be attempted using an IMS /OPNDST command for NODE *x* or

USER *y*. The session can also be requested or initiated by NODE *x* or USER *y*.

Problem determination: 1, 5, 6, 12, 14, 25

Related information:

Chapter 2, "IMS problem determination," on page 13

DFS2072I LUsername *username* (LTERM) FMH6|7 --- text ---.

Explanation: A system informational or error message, defined by the SNA FMH6 or FMH7 format, detected an asynchronous condition by the 'OTHER' system (LUsername), which was received by IMS through the LU6 session identified by the user name. The text following the FM header describes the asynchronous condition detected by the "OTHER" system.

System action: Normal input and output continues during the LU6 session.

Operator response: Same as the Programmer response.

Programmer response: Take appropriate action as required by the message text.

Problem determination: 1, 5, 6, 12, 14, 25

Related information:

Chapter 2, "IMS problem determination," on page 13

DFS2073I NODE *nodename* SUBPOOL *username* (*ltermname*) SOURCE (*srclterm*) *fmh7* *message_text*.

Explanation: An error message from the "OTHER" system (LUsername) was received by IMS in response to output sent on an LU6 session identified by the user name. The output queue containing the message in error is identified by the user name LTERM name. The originating input message source is identified by the source LTERM name. The text following the TYPE 7 FM header describes the error condition.

System action: This message is used to report error conditions for the IMS master terminal operator or message source terminal operator (message switch to LU6 session only).

The LU6 session is terminated after reporting the error to the IMS master terminal operator. The output message in error is returned to the queue for later retransmission.

The output message in error is dequeued, and the session is not terminated when reporting the error condition to a source terminal operator (LU6 message switch).

Operator response: Same as Programmer response.

Programmer response: Take appropriate action as required by the message text. The session can be restarted after correcting the error condition by the

DFS2074I • DFS2078I

"OTHER" system or by an IMS /OPNDST command.

Problem determination: 1, 5, 6, 12, 14, 25

Related information:

Chapter 2, "IMS problem determination," on page 13

DFS2074I SESSION ENDED; PURGE DURING QUIESCE NODE *x* (USER *y*).

Explanation: A deadlock condition has occurred as a result of a /CHE PURGE QUIESCE command. Quiesce logic cannot complete because of purging for the named node or user.

System action: The node or user is closed (session terminated) as in an error situation.

Operator response: Display shut down status to be sure that session has terminated.

DFS2075 INVALID QNAME IN QMODEL FMH.

Explanation: The QNAME field in the QMODEL FMH (TYPE 6) received by IMS contains a name that did not match the DQN of the ATTACH FMH for the process, or did not match any valid QNAME for available output.

System action: A session has encountered an input QMODEL FMH error, but the session was not terminated. This message is sent to notify the sending half-session.

Operator response: Same as Programmer response.

Programmer response: Try to continue with I/O operations as appropriate. The FMH can be resent when the problem with QNAME has been corrected or the FMH can be resent with QNAME not specified.

Problem determination: 1, 5, 6, 12, 14, 25

Related information:

Chapter 2, "IMS problem determination," on page 13

DFS2076 INVALID QORG PARAMETER IN QMODEL FMH.

Explanation: The QORG field in the QMODEL FMH (TYPE 6) received by IMS contained a QORG value that was greater than X'02', or did not match the QORG in the QXFR FMH sent by IMS, or was invalid for the type of QMODEL FMH received.

System action: A session has encountered an input QMODEL FMH error, but the session was not terminated. This message is sent to notify the sending half-session.

Operator response: See the Programmer response.

Programmer response: Try to continue with I/O operations as appropriate. The FMH can be resent when the problem with QORG has been corrected or the QORG can be set to X'00'.

Problem determination: 1, 5, 6, 12, 14, 25

Related information:

Chapter 2, "IMS problem determination," on page 13

DFS2077I DATA IS LONGER THAN BUFFER NODE *x* (USER *y*).

Explanation: An error was encountered while attempting to move data into a buffer. Either the segment received was larger than the SEGSIZE specified in the IMS system definition, or a VLVB block count was larger than the remaining buffer size.

System action: The session for the node or user is terminated. The data that was to be blocked was lost.

Operator response: See the Programmer response.

Programmer response: Redefine the buffer size and regenerate the IMS system—or make sure the data generated for output is not longer than the defined buffer.

Problem determination: 1, 5, 6, 12, 14, 25

Related information:

Chapter 2, "IMS problem determination," on page 13

DFS2078I OUTPUT REJECTED SENSE *xxxxxxx* LTERM *yyyyyyyyy*. OUTPUT REJECTED SENSE *xxxxxxx* LTERM *yyyyyyyyy* Node *zzzzzzzz*

Explanation: A response was received indicating an invalid character in the message being sent to the PTERM, or the terminal is not configured to properly accept the message; for example, an address outside the range of the device buffer was contained in the data stream. The sense information received from the device is contained in the sense field of the message. For devices that contain programmed symbols, output is rejected if the programmed symbols buffer is not properly loaded.

System action: A record is written on the IMS log data set that contains the message. The message is put back on the IMS message queues. Communications with the PTERM continue, unless the message was being sent in response mode. Then the terminal is disconnected and this message is sent to the MTO.

Operator response: (master terminal) This message is followed by a DFS998I message. Take the terminal out of response mode (/STOP), then /START) and then restarted (/OPN).

(terminal) The message must be dequeued from the IMS message queues or the LTERM reassigned to a terminal capable of accepting the output. For devices that contain program symbols, a possible corrective action would be to properly load the program symbol buffer at the device, then resend the message.

Related information:

"DFS998I" on page 268

DFS2079I **INVALID APPLICATION OUTPUT**
LTERM xxxxxxxx **LINE** yyy **PTERM** zzz.
INVALID APPLICATION OUTPUT
LTERM xxxxxxxx **NODE** yyyyyyyyy

Explanation: A non-supported command code was detected in application output using the MFS bypass.

System action: A log record type X'67', subrecord X'01' has been written using the IMS trace facility, which provides a snap of the IMS control blocks and save areas. The terminal involved will be made inoperable. A DFS998I message is sent to the MTO.

Operator response: (master terminal) The LTERM should be reassigned, or the message dequeued. Notify the system programmer.

System programmer response: Correct the application program to use valid command codes.

Related information:

"DFS998I" on page 268

DFS2080I **CONVER TRANSACTION INPUT NOT**
RECEIVED NODE x (USER y).

Explanation: An incorrect session protocol was received while in a conversational mode. This problem resulted in dequeuing a conversational output reply message; the message provided no valid reason to continue the IMS conversation. The invalid session protocol caused by the error indicated one of the following conditions:

1. LUSTATUS or CHASE with a changed direction in reply to a conversational output message.
2. Exceptional response sense code X'0864' to a conversational output message.
3. FMH 7 sense code X'0864' to a conversational output message.

System action: The NODE x (USER y) session was terminated. An IMS log record (X'67'), containing pertinent information, was produced with an ID of CVCT.

Operator response: See Programmer response.

Programmer response: When the problem is corrected, the session can be reestablished by NODE x, by USER y, or an IMS /OPNDST command.

Problem determination: 1, 5, 6, 12, 14

Related information:

Chapter 2, "IMS problem determination," on page 13

DFS2081I **UNABLE TO RESYNC SESSION FP**
TRANCODE=nnnnnnnn
NODE=xxxxxxx.

or

TEMPORARILY UNABLE TO RESYNCH SESSION
NODE x (USER y).

or

UNABLE TO RESYNC SESSION
TRANCODE=nnnnnnnn **NODE**=xxxxxxx

Explanation: IMS is temporarily unable to resynchronize during:

- An attempted session initiation. This condition occurs when a response mode transaction is still processing during an attempt to initialize or resynchronize a session.
- RQR processing. A CLEAR request failed.

System action: The attempt to initiate or resynchronize the session fails.

Operator response: See Programmer response.

Programmer response: Allow the response mode transaction to complete and produce an output reply message; then reestablish the session from NODE x (USER y) or with an IMS /OPNDST command. The /DISPLAY command can be used to determine when the response mode reply is available for output.

Problem determination: 1, 5, 6, 12 14

Related information:

Chapter 2, "IMS problem determination," on page 13

DFS2082 **RESPONSE MODE TRANSACTION**
TERMINATED WITHOUT REPLY.

Explanation: A response mode application terminated normally without having an output reply message returned to the terminal.

An OTMA send-then-commit (CM1) or APPC synchronous input message receives a DFS2082 message when the IMS application did not reply to the IOPCB or do a message switch to another transaction.

When an OTMA commit-then-send (CM0) input message has the TMAMHRSP flag specified in the state data prefix, if the application did not reply to the IOPCB or complete a message switch to another transaction, IMS issues a DFS2082 message. This message is issued to the original input transaction, regardless of the transaction mode. No DFS2082 message is issued to a switched-to transaction.

System action: This IMS message is sent in lieu of the application output reply to prevent the terminal from being hung in response mode.

Programmer response: Continue communication with IMS or correct the transaction logic to insert an appropriate reply.

Terminal operator response: See Programmer response.

Problem determination: 1, 5, 6, 12 14

DFS2083I • DFS2088I

Related information:

Chapter 2, "IMS problem determination," on page 13

DFS2083I **NODE** *nodename* **SUBPOOL** *username*
(ltermname) **SOURCE** (*srclterm*) *fmh7*
message_text.

Explanation: An error message from the "OTHER" system (LUname) was received by IMS through the LU6 session identified by the user name. The output queue containing the message in error is identified by the user name LTERM name. The originating input message source is identified by the Source LTERM name. The text following the FM header TYPE 7 describes the error condition.

System action: This message is used to report recoverable error conditions to the IMS master terminal operator. Depending upon the FMH7 sense code, the type of IMS message incurring the error, and the FMH7 LU6 protocol used, the current output message is either discarded or retransmitted. The LU6 session is not terminated. For more information, see DFS2072I and DFS2073I.

Operator response: See Programmer response.

Programmer response: Take appropriate action as required by the message text.

Problem determination: 1, 5, 6, 12 14, 25

DFS2084 **INVALID RETURN FROM SIMEXIT,**
EXIT DISABLED.

Explanation: The DFSSIML0 exit routine, upon returning to IMS control with a return code of 8, did not provide a transaction name in the area pointed to by register one, or the transaction name is given is invalid.

System action: DFSSIML0 processing is bypassed by IMS, and a return code of zero is assumed.

Operator response: Continue normal I/O activity.

DFS2085I **HH:MM:SS SESSION TERMINATED,**
NODE=xxxxxxx, USER=yyyyyyyy, SIGN
ON FAILURE RC=zzz.

Explanation: Signon rejected due to indicated reason code. The reason codes are documented in message DFS3649A.

System action: Signon is ignored. The session is terminated, and message DFS2085I is sent to the current MTO.

Operator response: Attempt the signon after diagnosing the problem.

Problem determination: 1, 5, 6, 12, 14

Related information:

"DFS3649A" on page 786

Chapter 2, "IMS problem determination," on page 13

DFS2086 **/TRACE SET OFF FOR MONITOR IN**
PROGRESS, CANNOT PROCESS
COMMAND

Explanation: The /TRACE SET ON MONITOR command was entered before a previous /TRACE SET OFF MONITOR command completed.

System action: The command is ignored.

Operator response: Reenter the command.

Programmer response: If commands are entered through an automation program, change the program to increase the time between the /TRACE SET OFF MONITOR and /TRACE SET ON MONITOR commands.

Module: DFSICLN4

DFS2087 **CANNOT TURN OFF TIMEOUT**
TRACE DURING SHUTDOWN,
COMMAND IGNORED

Explanation: A /TRACE SET OFF TIMEOUT command was entered while IMS was shutting down.

System action: The command is ignored.

Operator response: Do not enter this command during shutdown.

Module: DFSICLN0

DFS2088I **APPC/OTMA SMQ ENABLEMENT**
INACTIVE. REASON = xxx.

Explanation: The APPC/OTMA shared message queue enablement is inactive.

The reason code is *xxx*. The reason codes are shown in the following table:

Table 10. Possible reason codes for DFS2088I

Code	Meaning
004	This is a non-shared queues environment.
016	RRS is not active.
020	A member joined the group and cannot support APPC/OTMA shared message queue enablement.
024	Another member dropped support for APPC/OTMA shared message queue enablement.
028	IMS disconnected from RRS.
032	AOS=N was specified in the DFSDCxxx member.
036	RRS=N has been specified as startup parameter.

Table 10. Possible reason codes for DFS2088I (continued)

Code	Meaning
040	A system with AOS= specified in the DFSDCxxx PROCLIB member joined an IMSplex that has a MINVERS level lower than 12.1. The APPC/OTMA shared message queue enablement using XCF communication for standard transaction is inactive. Standard transactions are transactions with sync level of NONE or CONFIRM.

System action: IMS forces every APPC/OTMA message to the front-end system.

Operator response: Make sure that all the requirements for APPC/OTMA shared message queue enablement are met.

DFS2089I APPC/OTMA SMQ ENABLEMENT ACTIVE.

or

[RRS IS USED | XCF IS USED. | XCF AND RRS ARE USED].

Explanation: The shared message queue support for synchronous APPC/OTMA is active.

For the second line of the messages, the values can be: **RRS IS USED**

RRS is active and is the synchronization point (sync point) manager for transactions with synchronization levels of NONE, CONFIRM, and SYNCPT.

XCF IS USED

XCF communication is used and IMS is the sync point manager for transaction with synchronization levels of NONE and CONFIRM.

RRS AND XCF ARE USED

RRS is active and is the sync point manager only for transactions with the synchronization level of SYNCPT. XCF communication is used and IMS is the sync point manager for transactions with synchronization levels of NONE and CONFIRM.

System action: IMS allows every member within the IMSplex to process APPC/OTMA messages.

Operator response: No action is required.

DFS2090I IMS TIMER SERVICE STIMERM SET | CANCEL FAILED, RC=xxx.

Explanation: The IMS timer service issued a request to z/OS to set or cancel a STIMERM. z/OS returned a nonzero return code in register 15.

System action: The timer service shut downs. Requests for timer services receive nonzero return codes. IMS does not terminate abnormally.

Operator response: (master terminal) Note the return code from the message and notify your system programmer.

Problem determination: 1, 4 (if timer failure causes another part of IMS to abend), 6

Related reference:

➡ z/OS: Return codes for the STIMERM macro

Related information:

Chapter 2, "IMS problem determination," on page 13

DFS2091I IMS TIMER SERVICE SHUTDOWN COMPLETED.

Explanation: The IMS timer service has shut down and is no longer processing timer requests. This message is normally issued during IMS shutdown. It is also issued after message DFS2090I if a STIMERM SET or CANCEL failed.

System action: Timer service is no longer available in IMS.

Operator response: If you received this message during IMS shutdown, no response is necessary. If a STIMERM SET or CANCEL failed, see message DFS2090I.

Related information:

"DFS2090I"

DFS2092I INITIALIZATION FAILED FOR TIMEOUT PROCESSOR RC=n.

Explanation: The IMS VTAM I/O timeout processor (DFSASLT0) was unable to obtain storage for the ASLTI ITASK or the timer table required by the IMS VTAM I/O timeout detection facility.

The return codes and their meanings are:

Code (hex)

Code (hex)	Meaning
01	Unable to get time AWE for front and switching initialization.
02	Unable to get second AWE for front and switching initialization.
03	Unable to get quick save area for timer table initialization.
04	Unable to get storage for AS1T ITASK.
05	Unable to create AS1T ITASK.
06	Unable to get an AWE for AS1T ITASK initialization.
07	Unable to get storage for timer tables.
08	Unable to get time AWE for main timer.

System action: IMS initialization continues, but the VTAM I/O timeout detection facility is unavailable.

Operator response: Notify the system programmer.

Programmer response: If you need the time-out facility, increase the size of the IMS control region; then restart IMS.

DFS2093 TIMEOUT TRACE FACILITY NOT AVAILABLE, COMMAND IGNORED.

Explanation: You entered a /TRA SET TIMEOUT command, but the IMS VTAM I/O timeout detection facility was not available because the ASLTI ITASK failed during IMS initialization. This message is also issued if you enter a /DIS TIMEOVER command and the facility was not activated.

System action: The command is ignored.

Operator response: If you received this message after entering the /DIS TIMEOVER command, issue the /TRA SET TIMEOUT command, if necessary. If you received this message after entering the /TRA SET TIMEOUT command, notify the system programmer.

Programmer response: If the facility is not available, see message DFS2092I.

Module: DFSICLN0

Related information:

"DFS2092I" on page 455

DFS2094I NODE *nodename* USER *username* TIMED OUT AT *hh:mm* SENSE=*xxxx*.

or

NODE *nodename* TIMED OUT AT *hh:mm* SENSE=*xxxx*.

Explanation: This node has an output response outstanding for a period greater than the time specified on the /TRA SET TIMEOUT command used to activate the VTAM I/O timeout detection facility. The second form of the message is issued for ISC nodes. The message includes VTAM sense information, if available.

System action: The action taken depends on what was specified on the /TRA SET TIMEOUT command:

- If MSG was specified, the node is placed on a chain of timed-out nodes and continues to wait for a response.
- If AUTO was specified, IMS issues a VTAM VARY NET,INACT command followed by a VTAM VARY NET,ACT command for the node. An OPNDST is issued for the node if it was defined as non-shared and is still operable. Messages DFS2095I and DFS2096I follow this message.
- If AUTO was specified and this is an ISC node, the node is placed on a chain of timed-out nodes and continues to wait for a response. No automatic restart is performed.

Operator response: (master terminal) Notify the system programmer.

Programmer response:

- If MSG was specified, issue the IMS /IDLE and /ACT commands for the node to do a VTAM V NET,INACT and V NET,ACT. Then the node can be restarted.
- If AUTO was specified and this message was issued for an ISC node, see the previous response for MSG.
- If AUTO was specified and this message was issued for a non-ISC node, do an IMS /DISPLAY of the node to make sure that it was restarted.

Remember: The VTAM TIMEOUT I/O facility is automatically started during IMS shutdown. It is set for 1 minute and 'AUTO'. Effectively, the trace command would be: /TRACE TIMEOUT 1 AUTO. The VTAM TIME I/O facility is also automatically started during IMS initialization.

Related information:

"DFS2095I"

"DFS2096I"

DFS2095I V NET,INACT PERFORMED FOR NODE *nodename*.

Explanation: IMS has issued a VTAM 'VARY NET,INACT' command for one of the following reasons:

- The IMS VTAM I/O timeout detection facility detected a VTAM node that has timed out, and is automatically deactivating it. This message is preceded by message DFS2094I and followed by message DFS2096I.
- IMS TM shutdown processing has detected an outstanding SIMLOGON for a dynamic terminal that has not completed, and is automatically deactivating the node. This message is followed by message DFS2096I.

Related information:

"DFS2094I"

"DFS2096I"

DFS2096I V NET,ACT PERFORMED FOR NODE *nodename*.

Explanation: IMS has issued a VTAM 'VARY NET,ACT' command for one of the following reasons:

- The IMS VTAM I/O timeout detection facility detected a VTAM node that has timed-out, and is automatically reactivating it. When IMS issues this message, it is preceded by messages DFS2094I and DFS2095I.
- IMS TM shutdown processing has detected an outstanding SIMLOGON for a dynamic terminal that has not completed, and is automatically reactivating the node. This message is preceded by message DFS2095I.

Related information:

"DFS2094I"

"DFS2095I" on page 456

**DFS2097I DBDGEN REQUIRED FOR DATABASE
 mmmmmmm TO SET DATXEXIT
 INDICATOR**

Explanation:

While processing the first DL/I call for a database, with the DATXEXIT=YES flag off, the DL/I call analyzer called the user data conversion exit. However, it was returned to without SRCHFLAG being set to X'FF' (indicating that the user exit was required for this database). The DL/I Call Analyzer dynamically sets the DATXEXIT=YES flag on and continues processing transactions for this database, but issues a warning message to the user that a DBDGEN with DATXEXIT=YES must be done for this database.

System action: IMS continues processing.

Programmer response: The database administrator must be notified that a DBDGEN is required for this database.

**DFS2098 ERROR TRANSMITTING INPUT
 -RESEND INPUT DATA.**

Explanation: The Network Terminal Option (NTO) detected a temporary hardware error from the Network Control Program (NCP) during transmission of the input data. NTO sent sense code X'0827' to IMS to indicate that the data received was bad and must be resent.

System action: NTO processed sense code X'0827' and sent message DFS2098 to the inputting terminal. If the message was multi-chained, NTO canceled the previous chains.

Operator response: Send the last input message again.

**DFS2099 DATA EXCEEDS RECANY RU SIZE
 NODE x.**

Explanation: The data length received from VTAM is larger than the size of the RECEIVE ANY buffer.

System action: The session is terminated. An IMS trace log record (X'6701' ID=CVCT) containing pertinent information was produced.

Programmer response: The X'6701' ID=CVCT log record contains the RPL. RPLRLEN is greater than RPLBUFL. RPLBUFL is the RECEIVE ANY buffer size defined in the RECANY=(number,size) parameter of the COMM macro.

Problem determination: 5, 6, 14, 25

Related information:

Chapter 2, "IMS problem determination," on page 13

**DFS2100 END OF MESSAGE BEFORE END OF
 DATA-INPUT IGNORED.**

Explanation: MFS reached the end of the message before reaching the end of the data.

System action: The input is canceled.

Operator response: Reenter the message in accordance with the message input description, and device input format.

Chapter 46. DFS messages, DFS2101I - DFS2150I

This topic contains the following messages:

DFS2101I DEACTIVATING NODE *xxxxxxx*.

Explanation: IMS was unable to physically terminate the session in an orderly manner (CLSDST); It is necessary to logically terminate it. The possible causes of this problem are:

1. Console operator canceled VTAM
2. VTAM abended
3. CLSDST failed 25 times because of a VTAM short on storage condition

System action: A deactivate indicator is turned on in the IMS control block representing the node.

Programmer response: Determine which one of the above reasons caused the problem, and take corrective action. To regain the node, bring IMS down (/STOP DC-/CHExxxx) and up again.

DFS2102 POSITIVE RESPONSE NOT REQUESTED FOR RECOVERABLE MESSAGE.

Explanation: A recoverable message was received from a 3600 or 3790 terminal without a request for a positive response.

System action: The message is canceled.

Programmer response: Correct the 3600 or 3790 program, or, if required, correct the definition of the transaction in IMS system definition.

DFS2103 NODE KEYWORD PARAMETER MISSING.

Explanation: You entered the NODE keyword without specifying which nodes or all.

System action: The IMS system continues, and the command is ignored.

Operator response: Reenter the command specifying the nodes to be operated on.

Module: DFSICLN0

DFS2104 INVALID NODE NAME -NODE *nodename*

or

INVALID NODE NAME.

Explanation: A specified node name was not found in

the system, or there was an attempt to make a non-ISC node an IMS secondary LU.

The first form of the message is issued by a command processor if the command references an undefined node.

The second form of the message is issued by the LOGON or SCIP exit if one of the following conditions occurred:

- A session initiation request references an undefined node
- An ISC session request references a non-ISC node.

System action: The command is ignored, or the LOGON/REQSESS request is denied.

Operator response: (terminal operator) If a command caused the message, reenter the command using a valid node name.

Module: DFSICLN0

DFS2105 NO NODE DEFINED IN SYSTEM.

Explanation: You entered a command with the NODE keyword, but there are no nodes defined.

System action: The command is ignored, and processing continues.

Operator response: Correct the command and issue it again.

DFS2106 UNKNOWN TERMINAL TRIED TO CONNECT ON LINE *x* PTERM *y*.

Explanation: On a line where ID verification is required, a 3275 dial terminal, which was not authorized in the ID list, attempted to connect to IMS.

System action: The connection is broken. The line is restarted and is waiting for a connection attempt.

Programmer response: When the situation warrants it, use the Log Print Utility (DFSERA10), with record type=X'69', to list the offending terminal IDs and the lines they accessed.

DFS2107 NODE NOT PHYSICALLY DISCONNECTED, CANNOT PROCESS COMMAND.

Explanation: An /EXIT command was issued for a remote terminal node, which is not physically disconnected currently.

System action: The command is not processed.

Operator response: Try the command again when remote node is disconnected.

DFS2108 INVALID COMMAND FROM NON-VTAM TERMINAL.

Explanation: A /RCLSDST command was entered from a terminal that is not a VTAM node.

System action: The command is ignored.

Operator response: Correct the command, and retry.

DFS2109 VTAM ACB NOT OPEN.

Explanation: The command entered requires the VTAM ACB to be open.

System action: The command is ignored.

Operator response: Issue /START DC and retry.

DFS2110A NON-QUICK VTAM SHUTDOWN REQUESTED.

Explanation: The VTAM operator has told VTAM to shut down. VTAM has informed IMS of this using the TPEND exit.

Explanation: An attempt has been made to CLOSE the VTAM ACB, and a return code of X'xx' was received.

System action: IMS continues processing.

Master terminal operator response: One of the following actions can be taken:

- Enter /CLSDST command to disconnect any active nodes if there is no need to continue processing.
- Enter /CHECKPOINT command to close down IMS.
- Ignore the message if processing must continue.
- /STOP DC to close ACB

System action: IMS continues processing.

DFS2111I VTAM ACB CLOSED.

Explanation: The VTAM ACB has been closed. IMS is disconnected from VTAM.

System action: IMS continues processing.

DFS2112I UNABLE TO CLOSE VTAM ACB, REG 15=rc, ACBERFLG=xx.

Explanation: An attempt has been made to CLOSE the VTAM ACB using a /STOP DC command or by VTAM driving the IMS TPEND exit routine. The attempt failed with the return code, rc, in register 15 and the ACB error flags set as indicated by xx.

System action: IMS internally marks the VTAM ACB as closed and continues processing without its VTAM interface.

Programmer response: Use the provided information (return code and error flags) to find out why the CLOSE failed. See *VTAM V4R3 for MVS/ESA Programming* (SC31-6496) for a description of the CLOSE macro and an explanation of the return codes and error flags. *VTAM Messages and Codes* (SC31-6493) provides additional information.

DFS2113 NO DPAGE CONDITION WAS MET-INPUT IGNORED.

Explanation: No conditional DPAGE was satisfied, and no unconditional DPAGE was specified. For OPTIONS=DNM, all DPAGES are conditional.

System action: The input is canceled.

Operator response: Reenter the correct input. If problem persists, have your programmer analyze the device input format for that message.

DFS2114 OUTPUT ERROR LINE xxx PTERM xxx {, DO NOT REDIAL PTERM}.

Explanation: A permanent output error occurred while writing output messages to the terminal.

System action: The current session terminates. The next session is initiated ready for operator connection.

Operator response: (master terminal) Unless the error message indicates otherwise, repeat the session. Otherwise, dial the next required terminal.

Problem determination: 23, 36

Related information:

Chapter 2, "IMS problem determination," on page 13

DFS2115 PTERM DISC LINE xxx PTERM xxx {[SEQ NO xxxxx [SEGM ID xxxxxxxx]] , DO NOT REDIAL PTERM}.

Explanation: The terminal issued a disconnect sequence during input or output.

System action: The current session terminates. The next session is initiated ready for operator connection.

Operator response: (master terminal) The current session cannot be reestablished without correcting the problem at the remote terminal.

Problem determination: During input, the message segment at the point of error is identified by a sequence number, and, optionally, by an 8-character identifier. For both input and output, the termination status is on the screen at the remote terminal.

DFS2116 OUTPUT COMPLETE LINE xxx PTERM xxx.

Explanation: All ready output messages have been successfully written to the terminal. This message is not

issued if no output messages are written during the session.

System action: The current session is completed. The next session is initiated ready for operator connection.

DFS2117 INPUT COMPLETE LINE xxx PTERM xxx.

Explanation: The input message has been successfully read from the terminal. This message is not issued if there is no input message to be read.

System action: The current session continues with the output phase. If there are no output messages, the session is complete and the next session is initiated for operator connection.

DFS2118 DIAL REMOTE TERMINAL LINE xxx PTERM xxx.

Explanation: A session has been initiated after a start line command, or following a previous session.

System action: The session waits until a terminal is physically connected and the enabled control unit is posted.

Master terminal operator response: Dial the required terminal, and press DATA on the Modem when a tone is heard. If all sessions are completed, issue a STOP command and then press DATA on the Modem that terminates the session and idles the line.

DFS2120 SET COMMAND ERROR LINE xxx PTERM xxx.

Explanation: The internally created /SET command was rejected by IMS as invalid.

System action: The current session terminates. The next session is initiated ready for operator connection.

Operator response: (master terminal) If the problem persists, do not initiate further sessions until the exit routine has been corrected.

Programmer response: Correct the user sign-on exit to create valid IMS names.

Problem determination: Repeat the session using /TRACE (Level 3), and print the log data set to show the set command in error.

DFS2121 USER EXIT REQUESTED DISC LINE xxx PTERM xxx.

Explanation: The user sign-on exit passed a return code requesting that the terminal be disconnected.

System action: The current session terminates. The next session is initiated ready for operator connection.

Programmer response: Check to determine that the

user sign-on exit request is valid; if not valid, take corrective action.

Master terminal operator response: Dial the required terminal.

Problem determination: 6, 24

Related information:

Chapter 2, "IMS problem determination," on page 13

DFS2122 INPUT ERROR LINE xxx PTERM xxx [SEQ NO xxxxx [SEGM ID xxxxxxxx]].

Explanation: A permanent input error occurred while reading the input message from the terminal.

System action: The current session terminates. The next session is initiated, ready for operator connection.

Master terminal operator response: Repeat the session. If the error persists, manual intervention may be required at the remote terminal.

Problem determination: The input message segment at the point of error is identified by a sequence number and, optionally, by an 8-character identifier. The termination status is on the screen at the remote terminal.

DFS2123 STATUS MSG x LINE xxx PTERM xxx {[SEQ NO xxx [SEGM ID] xxxxxxxx], DO NOT REDIAL PTERM}.

Explanation: An error was detected at the remote terminal. A 1-character status message was read from the terminal and inserted into the error message.

System action: The current session terminates. The next session is initiated, ready for operator connection.

Operator response: (master terminal) Unless the error message indicates otherwise or the status message indicates the problem is unrecoverable without manual intervention, repeat the session. Otherwise, dial the required terminal.

Problem determination: During input, the message segment at the point of error is identified by a sequence number and, optionally, by an 8-character identifier. For both input and output, the termination status is on the screen at the remote terminal. Check the 3741 status message character in the error message.

DFS2124 OUTPUT NOT COMPLETE.

Explanation: The user issued a stop line and disconnected the terminal before all of the messages in the queue were sent.

System action: System continues processing.

Operator response: Proceed with the normal terminal operation.

DFS2125 LOGICAL TERMINAL BECAME TRANS I: *sss1/name1*, D: *sss2/name2*

Explanation:

In the message text:

sss1/name1

The source SYSID and source LTERM name for the input system.

sss2/name2

The destination SYSID and destination LTERM or TRAN code of the processing system.

System action: IMS logs the message in error, using log record type "64", and removes the message from the system.

Operator response: The error message sent to the input and the master terminals indicates the type of message that was in error. Compare the two system definition specifications for this message and correct the one in error.

Programmer response: Correct the erroneous system definition.

Problem determination: 14

Related information:

Chapter 2, "IMS problem determination," on page 13

DFS2126 TRANS BECAME LOGICAL TERMINAL I: *sss1/name1*, D: *sss2/name3*

Explanation:

In the message text:

sss1/name1

The source SYSID and source LTERM name for the input system.

sss2/name2

The destination SYSID and destination LTERM or TRAN code of the processing system.

System action: IMS logs the message in error, using log record type "64", and removes the message from the system.

Operator response: The error message sent to the input and the master terminals indicates the type of message that was in error. Compare the two system definition specifications for this message and correct the one in error.

Problem determination: 14

Related information:

Chapter 2, "IMS problem determination," on page 13

DFS2127 SPA IN MSG FOR NON-CONV TRANS I: *sss1/name1*, D: *sss2/name2*

Explanation:

In the message text:

sss1/name1

The source SYSID and source LTERM name for the input system. *name1* is defined as nonconversational.

sss2/name2

The destination SYSID and destination LTERM or TRAN code of the processing system. *name2* is defined as conversational.

System action: IMS logs the message in error, using log record type "64", and removes the message from the system.

Operator response: The error message sent to the input and the master terminals indicates the type of message that was in error. Compare the two system definition specifications for this message and correct the one in error.

Programmer response: Correct the erroneous system definition.

Problem determination: 14

Related information:

Chapter 2, "IMS problem determination," on page 13

DFS2128 NO SPA IN MSG FOR CONV TRANS I: *sss1/name1*, D: *sss2/name2*

Explanation:

In the message text:

sss1/name1

The source SYSID and source LTERM name for the input system. *name1* is defined as nonconversational.

sss2/name2

The destination SYSID and destination LTERM or TRAN code of the processing system. *name2* is defined as conversational.

System action: IMS logs the message in error, using log record type "64", and removes the message from the system.

Operator response: The error message sent to the input and master terminals indicates the type of message that was in error. Compare the two system definition specifications for this message and correct the one in error.

Programmer response: Correct the erroneous system definition.

Problem determination: 14

Related information:

Chapter 2, "IMS problem determination," on page 13

DFS2129 MSG IS RECOV BUT DEST IS NOT I:
sss1/name1, D: sss2/name2

Explanation:

In the message text:

sss1/name1

The source SYSID and source LTERM name for the input system. *name1* is defined as recoverable.

sss2/name2

The destination SYSID and destination LTERM or TRAN code of the processing system. *name2* is defined as unrecoverable.

System action: IMS logs the message in error, using log record type "64", and removes the message from the system.

Operator response: The error message sent to the input and the master terminals indicates the type of message that was in error. Compare the two system definition specifications for this message and correct the one in error.

Programmer response: Correct the erroneous system definition.

Problem determination: 14

Related information:

Chapter 2, "IMS problem determination," on page 13

DFS2130 MSG IS NOT RECOV BUT DEST IS I:
sss1/name1, D: sss2/name2

Explanation:

In the message text:

sss1/name1

The source SYSID and source LTERM name for the input system. *name1* is defined as recoverable.

sss2/name2

The destination SYSID and destination LTERM or TRAN code of the processing system. *name2* is defined as unrecoverable.

System action: IMS logs the message in error, using log record type "64", and removes the message from the system.

Operator response: The error message sent to the input and the master terminals indicates the type of message that was in error. Compare the two system definition specifications for this message and correct the one in error.

Programmer response: Correct the erroneous system definition.

Problem determination: 14

Related information:

Chapter 2, "IMS problem determination," on page 13

DFS2131 DEST OF A RESPONSE IS A TRANS I:
sss1/name1, D: sss2/name2

Explanation: In the message text:

sss1/name1

The source SYSID and source LTERM name for the input system.

sss2/name2

The destination SYSID and destination LTERM or TRAN code of the processing system.

System action: IMS logs the message in error, using record type "64", and removes the message from the system.

Operator response: The error message sent to the input and the master terminals indicates the type of message that was in error. Compare the two system definition specifications for this message and correct the one in error.

Programmer response: Correct the erroneous system definition.

Problem determination: 14

Related information:

Chapter 2, "IMS problem determination," on page 13

DFS2132 INPUT LOGICAL TERMINAL NOT FOUND I: *sss1/name1, D: sss2/name2*

Explanation: This system received a message that is a response to the input. The input originated from an LTERM in this system, but now that LTERM cannot be found, the system error, or the definition of *sss1* is changed. *name1* is not defined in *sss1*.

In the message text:

sss1/name1

The source SYSID and source LTERM name for the input system.

sss2/name2

The destination SYSID and destination LTERM or TRAN code of the processing system.

System action: IMS logs the message in error, using log record type "64", and removes the message from the system.

Operator response: Inform the system programmer.

System programmer response: Check the originating LTERM name (on the X'64' record) against the system definition to determine if the system was redefined before the response was received. If the originating LTERM name was present, the CNTs might have been destroyed.

Problem determination: 14

Related information:

Chapter 2, "IMS problem determination," on page 13

DFS2133 RESPONSE PTERM NOT INPUT
PTERM I: *sss1/name1*, **D:** *sss2/name2*

Explanation: An application program inserted a message to an alternate response PCB specifying SAMETRM=YES. However, the logical terminal *name2* does not point to the same physical terminal as *name1*.

In the message text:

sss1/name1

The source SYSID and source LTERM name for the input system.

sss2/name2

The destination SYSID and destination LTERM or TRAN code of the processing system.

System action: IMS logs the message in error, using log record type "64", and removes the message from the system.

Operator response: The error message sent to the input and the master terminals indicates the logical terminals involved. Check the logical terminal-to-physical terminal assignments. If correct, check the application program that produced the response. Inform the system programmer.

System programmer response: Correct the erroneous system definition application program, if required. Correct the logical-to-physical terminal assignments, if required.

Problem determination: 14

Related information:

Chapter 2, "IMS problem determination," on page 13

DFS2134 INVALID SYSID DETECTED LINK *x*

or

INVALID SYSID DETECTED I: *sss1/name1*,
D: *sss2/name2*

Explanation: The first form of this message results when the receiving IMS detects that *sss2* is invalid. *sss2* is not defined in the system generating the error.

In the message text:

sss1/name1

The source SYSID and source LTERM name for the input system.

sss2/name2

The destination SYSID and destination LTERM or TRAN code of the processing system.

The second form of this message results when the sending IMS detected that the source SYSID, the destination SYSID, or both SYSIDs are invalid. This situation occurs during communication between a Version 6 IMS system and a pre-Version 6 IMS system, which does not recognize a SYSID higher than 255. Possible errors are:

- A message with a source SYSID lower than 256 has a destination SYSID higher than 255.
- A message with a source SYSID higher than 255 has a destination SYSID lower than 256.
- A message has both a source and destination SYSID higher than 255.

The source and destination SYSID are located in the MSNBOSID and MSNBDSID fields of the MSNB. The link number is *x*.

When any of the errors occurs, the Message Control/Error exit routine receives control. If the exit routine requests the default action, the DFS2134 message associated with the error is issued.

This message can also be issued when the Message Control/Error exit routine is customized in the sending or receiving system to specify an incorrect exit flag, or the exit flag is correct, but an error was encountered while IMS was performing the requested action and the associated default action was performed.

System action: IMS logs the message in error, using log record type '64', and removes the message from the system.

System programmer response: To find and correct the error, take the following actions, as appropriate.

- Correct the SYSID errors in the TRANSACT, LTERM, or MSNAME definitions in the system definition.
- Determine the default action from the Message Control/Error exit routine, DFSCMUX0.
- Correct the exit flag or the destination for reroute in the Message Control/Error exit routine, if appropriate.

Problem determination: 14

Module: DFSCMS00, DFSCMEI0, DFSCMUX0

Related information:

Chapter 2, "IMS problem determination," on page 13

DFS2135 INVALID PARTNER ID LINK *xxx*

Explanation: The master terminal operator attempted to start a multiple systems support link and the partner IDs in the two systems did not match.

System action: IMS stops the link.

Operator response: Use the /DISPLAY ASSIGNMENT command to display the logical link and the physical link assignments. Correct the logical-to-physical link assignments, if they are in error. Otherwise, inform the system programmer that an invalid partner ID was found. Also, verify the DD statements used for the physical links.

Programmer response: Correct the system definition, if in error.

DFS2136 REQUIRED RESTART RESPONSE NOT RECEIVED LINK *xx*.

Explanation: This problem is a system error. IMS sent a restart request to the other partner of a multiple systems support connection, but did not receive a restart response.

System action: IMS stops the link.

Operator response: Start the IMS trace on both sides of the connection, and try again. Inform the system programmer that a required restart response was not received.

Programmer response: Verify through the IMS trace that the appropriate links were connected.

Problem determination: 14 for both systems, 36

Related information:

Chapter 2, "IMS problem determination," on page 13

DFS2137 MSG IS INQ BUT DEST MAY UPDATE I: *sss1/name1*, D: *sss2/name2*

Explanation:

In the message text:

sss1/name1

The source SYSID and source LTERM name for the input system. *name1* is defined as an inquiry transaction.

sss2/name2

The destination SYSID and destination LTERM or TRAN code of the processing system. *name2* is defined as an update transaction.

System action: IMS logs the message in error, using log record type "64", and removes the message from the system.

Operator response: The error message sent to the input and the master terminals indicates the type of message that was in error. Compare the two system definition specifications for this message and correct the one in error.

Programmer response: Correct the erroneous system definition.

Problem determination: 14

Related information:

Chapter 2, "IMS problem determination," on page 13

DFS2138 INVALID BUFFER SIZE LINK *xxx*.

Explanation: The master terminal operator attempted to start a multiple systems support link. However, because the system definition buffer sizes were not equal, the link would not start. The partner assigned to the link shown in the message has a different transmission buffer size than the link shown.

System action: IMS stops the link.

Programmer response: Correct the definition of the links.

DFS2140 DESTINATION *name* STOPPED, REASON CODE *xxx*.

Explanation: IMS stopped the destination identified in the message at the request of the partner. The reason code *xxx* is the number of the IMS message read from the block, but not processed.

System action: IMS stops the indicated block. An error message, with the number shown as the REASON CODE, is sent to the master terminal in the partner system.

Operator response: Restart the MSNAME and notify the system programmer.

System programmer response: If the reason code *xxx* is 2146, the partner IMS system detected an INVALID DATA BLOCK error. Both sides of the link discarded the message and the sending path MSNAME was stopped.

For reason code 1945, the receiving IMS system encountered a QMGR/CQS write error while putting the message to the message queue. The message is returned to the message queue to be sent again, if the MSNAME path is restarted, or to be removed from the queued by the operator.

For all DFS2140 errors, both sides logged type 6701 ID=MSS*x* (*x*=1,2, or 3) log records. See message DFS1945, DFS2146, or whatever message key equals the reason code, for more information.

Problem determination: Contact the system programmer if the error persists. If the error was encountered by an MSC link, the following CLBTEMP fields are set in the LLB block in the 6701MSS1 record:

- CLBTEMP1 = Reason code for the DFS2140 message
- CLBTEMP3 = Message key = x'0000085C' = decimal 2140
- CLBTEMP4 = Module ID; that is, C'CMSI' = DFSCMSI0 or C'CMSP' = DFSCMSP0
- CLBTEMP5 = If applicable, R5 or R14 BALR offset into the module that detected the error

Related information:

"DFS1945" on page 418

"DFS2146" on page 467

Chapter 2, "IMS problem determination," on page 13

DFS2141 INPUT SYSID NOT DEFINED I: *sss1/name1*, D: *sss2/name2*

Explanation:

In the message text:

sss1/name1

The source SYSID and source LTERM name

for the input system. This information displays in the message if *sss1* and *name1*, are not defined in the system definition.

sss2/name2

The destination SYSID and destination LTERM or TRAN code of the processing system.

System action: IMS logs the message in error, using log record type "64", and removes the message from the system.

Operator response: (master terminal) Notify the system programmer.

System programmer response: The SYSID *sss1* is not defined and is invalid. Correct the SYSGEN.

Programmer response: Correct the erroneous system definition.

Problem determination: 14

Related information:

Chapter 2, "IMS problem determination," on page 13

DFS2142 MSNAME xxxxxxxx STOPPED LINK yyy.

Explanation: A message was received on logical link *yyy* but the MSNAME *xxxxxxx* was stopped.

System action: The system rejects the message and informs the sending system with message DFS2140 REASON CODE 2142.

Operator response: Restart the logical link, (/START MSNAME xxxxxxxx). If the error persists, it might be necessary to PSTOP the link (/PSTOP LINK yyy) on both systems, start the MSNAMES (/START MSNAME xxxxxxxx) on both systems, then restart (/RSTART LINK yyy) both links again.

DFS2143 INCONSISTENT SPA LENGTH I: sss1/name1, D: sss2/name2

Explanation:

sss2 is defined with a different size SPA from *sss1*.

In the message text:

sss1/name1

The source SYSID and source LTERM name for the input system.

sss2/name2

The destination SYSID and destination LTERM or TRAN code of the processing system.

System action: IMS logs the message in error, using log record type "64", and removes the message from the system.

Operator response: Inform the system programmer of this error and the correct SPA size.

System programmer response: Compare the two system definitions to determine which one has the

incorrect SPA size. Correct the system definition in error.

Problem determination: 14

Related information:

Chapter 2, "IMS problem determination," on page 13

DFS2144 CTC TRANSMISSION LENGTH ERROR; LINK STOPPED. LINK mnn.

Explanation: A data transmission error was detected on link *mnn*. Link *mnn* is assigned to a channel-to-channel adapter. The X'FF' end-of-data marker was not received.


If it is an I/O error, z/OS error message IEA000I appears on the system console. Otherwise it is a probable logic error.

System action: Link *mnn* is stopped. Two X'67' trace records with record IDs MSS1 and MSS2 are logged.

Operator response: (master terminal) Restart the link. If the problem persists, use a backup link, if available.

Problem determination: Type X'67' log records were produced, containing all relevant blocks.

Related reference:

 z/OS: IEA000I

DFS2145 MESSAGE LOST DURING LINK RESTART LINK xxx.

Explanation: During synchronization of the link, IMS detected that this system has lost one or more messages that the other system has not yet received. The difference between the DEQ count on this system and the received count on the other system will be the count of messages lost.

System action: IMS logs the error information using a type X'6701' log record. The link is stopped by PSTOP. The restart block is updated so that a subsequent restart link will work; however, the messages will remain lost.

Operator response: Verify that both IMS systems were correctly restarted (a cold start or restart from the wrong checkpoint could cause this). Restart the link again. The link should restart, but the messages will remain lost.

Programmer response: The log data sets from both systems will have to be analyzed to determine why the messages were lost. If the error occurred following an IMS warm start, then the restart log data set will also have to be analyzed. (You will need to print type 40, 66, and X'6701' records.)

Problem determination: 36. Include as documentation the master terminal output and IMS log data sets from both systems. If IMS was warm started, then include the restart logs also.

**DFS2146 INVALID DATA BLOCK RECEIVED
LINK xx.**

Explanation: A data block was received on link *xx* that, when checked, was found to contain invalid or lost data, or the conversational routines detected an error while attempting to process a conversational type message.

System action: The data block is rejected. If the data block was a resync, restart, or shutdown message, the link has stopped. If the data block was a user or system message, the message was discarded (dequeued) on the sending IMS. Also, the associated sending MSNAME path was stopped on the sending IMS and message DFS2140 with a 2146 reason code was issued on the sending IMS. Both sides write type 6701 ID = MSS*x* (*x* = 1, 2, or 3) log records.

Operator response: (master terminal): Display the logical link in the partner system (/DIS MSNAME) to see if the link was stopped. If the partner was not stopped, the error was recovered. If it was stopped, restart the link (/START MSNAME).

System programmer response: Print the type 6701 log records and analyze the error.

Problem determination: Contact the system programmer if the error persists.

The following CLBTEMP fields will be set in the LLB block in the 6701 MSS1 record:

- CLBTEMP1 = Pseudo abend code if this is a conversational error. CLBTEMP4 is CONM or CON2 for conversational type errors.
- CLBTEMP2 = Return code if applicable
- CLBTEMP3 = Message key = x'00000862' = decimal 2146
- CLBTEMP4 = Module ID. i.e. C'CONM' = DFSCONM0, C'CON2' = DFSCON20, C'CMSV' = DFSCMSV0, or C'CMSZ' = DFSCMSZ0.
- If applicable, R5 or R14 BALR offset into the module that detected the error

**DFS2147I ACB CLOSE PENDING ON MASTER
TERMINALS.**

Explanation: A /STOP DC command was entered, but cannot complete until the VTAM ACB is closed. The ACB cannot be closed until all VTAM node sessions have terminated. This message is issued to inform the operator that the only remaining active nodes are the master or secondary master terminals, or both.

Operator response: Issue a /CLSDST NODE or /IDLE NODE command to close the nodes. This allows the VTAM ACB to close and /STOP DC processing to complete. Message DFS2111I will indicate a successful VTAM ACB close.

**DFS2148I HH:MM:SS QERR=*aabb* REMOTE MSG
xxxx FROM SYSID=*yy*.**

Explanation: A queue error occurred while requesting function *aa*. The queue manager issued return code *bb*; SYSID *yy* issued command *xxxx*.

System action: The message is dequeued and control is returned to the dispatcher. A X'6701' record, which provides a SNAP of the relevant control blocks, is written to the log.

Operator response: Reenter a valid command.

System programmer response: See Problem Determination for the correct response.

Problem determination: 1, 5, 6, 7, 17b

Related information:

Chapter 2, "IMS problem determination," on page 13

**DFS2149 PARTNER IMS IN SAME SHARED
QUEUES GROUP - RESTART
ABORTED LINK xxx**

Explanation: The master terminal operator attempted to start a multiple systems coupling (MSC) link and partner IMS is in the same shared queues group (SQG). MSC link traffic between IMS systems in the same SQG is not supported.

System action: IMS stops the link.

Operator response: The link is not restarted. Inform the system programmer, if the link is not intended for backup purposes, such as when IMS or the partner IMS is brought up in non shared queues mode or in a different shared queues group.

Programmer response: Remove the shared queues specification from one of the IMS systems (for example, the SHAREDQ= startup parameter) or place one of the IMS systems in a different SQG.

**DFS2150A hh:mm:ss CTC IO ERR PC=*xx*
REASON=*xx* OP=*xx* LINK *nnnn*
STOPPED.**

Explanation: For an explanation and actions, see DFS2150I.

Related information:

DFS2150I

DFS2150I MTM I/O ERR PC=*xxxxxxxx* LINK=*xxxx*.

or

CTC ERR RC=*xx* LINK=*xxxx*.

or

DFS2150I

hh:mm:ss CTC IO ERR PC=xx REASON=xx OP=xx
LINK nnnn RSTARTED.

or

MTM ERR RC=xx LINK=xxxx.

Explanation: An I/O error has occurred.

In the message text:

RC The return code

PC The post code

REASON

The associated channel-to-channel reason code

LINK The link number

OP The attempted CTC operation

hh:mm:ss

The time

If message DFS2150I...LINK nnnn RSTARTED is issued, the link was stopped and then restarted by IMS. If message DFS2150A...LINK nnnn STOPPED is issued, IMS attempted to restart the link, but was unable to do so.

The following channel-to-channel operations apply:

Operation

Code (hex)

Meaning

04 WRITE: write a buffer.

08 ACK: acknowledge input.

0C WRACK: write a buffer and acknowledge input.

10 STARTUP: establish connection.

14 SHACK: acknowledge input and shut down the connection.

18 SHUTDOWN: shut down the connection.

1C READ: read input.

The following channel-to-channel return codes and meanings are possible:

Return

Code (hex)

Meaning

04 Logic error: IOSB is not busy on ACK or WRACK.

08 Logic error: ACK or WRACK is issued, and no message is received to acknowledge.

10 Logic error: on STARTUP, there is an invalid value in DECWAREA, DECWLNG, DECAREA or DECLNGTH.

14 Probable I/O error: on attention interrupt.

18 Paging error: at STARTUP.

1C Logic error: in module DFSCMC50 at STARTUP.

20 Logic error: STARTUP issued, but link is already connected.

24 Logic error: SHUTDOWN issued, but link is already shut down.

28 An I/O error or an abnormal condition was detected during SHUTDOWN, and SHUTDOWN was successfully executed.

The following table shows the possible post codes, associated reason codes, and their meanings:

Table 11. Possible post codes, associated reason codes, and meanings for DFS2150I

Post reason code	Code (hex)	Meaning
7F	any	I/O complete without error
7F	04	Startup: Link available for write
7F	08	Startup: message received
7F	0C	Message received
7F	10	Shutdown received
7F	1C	Acknowledgement received
7F	20	Acknowledgement with data received
41	any	I/O error detected
41	01	Error in attempting to determine command in adapter
41	02	Invalid command in adapter
41	03	Error in reading message

The following real storage-to-real storage connection return codes and meanings apply:

Return

Code (hex)

Meaning

12 Window is not open or not found.

16 Window is allocated to two other systems.

20 Invalid input.

24 IEAMSCHD failed: partner has terminated.

28 Buffer lock failure.

32 Buffer lengths are not equal.

36 Caller is not authorized.

40 Main storage-to-main storage access routine is defined for a different OS.

44 Window queue header block is bad or is not initialized.

48 GET or GETMAIN failure.

52 PGFIX or PGFREE error.

The following real storage-to-real storage post codes and meanings apply:

Post code**Meaning**

- 41RD** Read error: partner already reading.
- 41CLS** Read or write error: partner closed in mid-operation. The most probable cause is an abend of the partner.
- 41BUF** Read or write error: I/O buffer lock failure.

Operator response: For CTC message DFS2150A, assign a backup link, if available. For MTM or CTC DFS2150I, when the link is not restarted, attempt to restart the link.

Problem determination: CTC is an I/O or probable logic error. If it is an I/O error, z/OS error message IEA000I appears on the system console.

MTM is a probable real storage-to-real storage access method logic error.

A type X'67' log record was produced, containing all relevant blocks.

Related reference:

 z/OS: IEA000I

Related information:

DFS2150A

Chapter 47. DFS messages, DFS2151 - DFS2200I

This topic contains the following messages:

DFS2151 **CURRENT MSPLINK NOT STOPPED AND IDLE.**

Explanation: A link that is currently assigned to MSPLINK is not stopped and idle.

System action: The command is ignored.

Operator response: (terminal operator) Issue a /PSTOP command to stop the link currently assigned to the specified MSPLINK.

DFS2152 **MSPLINK KEYWORD PARAMETER INVALID.**

Explanation: The MSPLINK parameter entered is not defined in the system.

System action: The command is ignored.

Operator response: Reenter the command with a valid MSPLINK name.

DFS2153 **MSNAME KEYWORD PARAMETER INVALID.**

Explanation: The MSNAME that was entered is not defined in the system.

System action: The command is ignored.

Operator response: Correct the MSNAME and reenter the command.

DFS2154 **SYSID KEYWORD PARAMETER INVALID.**

Explanation: The SYSID that was entered is not defined as a remote SYSID.

System action: The command is ignored.

Operator response: Reenter the command with a valid SYSID.

DFS2155 **INVALID LINK NUMBER.**

Explanation: The link number specified was not valid for the defined multiple systems IMS system.

System action: The command is not completed.

Operator response: Reenter the command with the correct link number.

Module: DFSICLN0

DFS2156 **MSNAME/SYSID IN USE, UNABLE TO ASSIGN.**

Explanation: The system that this link-to-link message was addressed to has not acknowledged receipt of the message.

System action: The command is ignored.

Operator response: Use the /MSASSIGN link to the MSPLINK, after synchronizing with the partner master terminal operator.

DFS2157 **ORIGINATING LOGICAL LINK NOT STOPPED AND IDLE.**

Explanation: The MSNAME or the SYSID is assigned to a link that is not stopped and idle.

System action: The command is ignored.

Operator response: Issue a /PSTOP command to the link that MSNAME/SYSID is presently assigned to.

DFS2158 **COMMAND INVALID FOR TERMINAL TYPE.**

Explanation: The command that was entered is not valid for the terminal specified or implied by the command.

System action: The command is ignored. IMS continues processing.

DFS2159I *hh:mm:ss UNDEF REMOTE MSG xxxx FROM SYSID=yy.*

Explanation: The remote command xxxx from SYSID yy is invalid.

System action: The message is dequeued and control is returned to the dispatcher. A X'6701' record, which provides a SNAP of the relevant control blocks, is written to the log.

Operator response: Reenter a valid command.

System programmer response: See Problem Determination for the correct response.

Problem determination: 1, 5, 6, 7, 17b

Related information:

Chapter 2, "IMS problem determination," on page 13

DFS2160I **LINK *mmn* STARTED BY PARTNER XX NODE *nodename*.**

DFS2161I • DFS2165

Explanation: Link *mmm* was started at the request of the remote partner system.

System action: Processing continues.

Operator response: No action is required.

Programmer response: No action is required.

Problem determination: Not applicable.

DFS2161I LINK *xxx* STOPPED BY PARTNER.

Explanation: Link *xxx* was stopped at the request of the other system attached to it. The other system might be shutting down, or the master terminal operator might have entered a /PSTOP LINK command.

System action: Output messages are queued on this link, but none are sent.

Operator response: (master terminal) Issue a /RSTART LINK command to put the link back into operation. The master terminal operator in the other system must do the same before message transfers will begin.

DFS2162 TERMINAL IN RESPONSE MODE-ENTER PA1 or PA2 THEN AWAIT REPLY.

Explanation: This terminal is in response mode either because it is defined to operate in forced-terminal response mode, or because a terminal response type of transaction was entered.

System action: IMS discards the entered data. The application program will respond to the last accepted input, unless the terminal is page protected.

Operator response: Page protection can be overridden by pressing PA1 or PA2. If no response is received, contact the master terminal operator to have the operator issue the /STOP, /START commands for node or in the case of a dynamic terminal, the /STOP, /START commands for the user.

Programmer response: Screen protection has been specified as either a terminal option or an MFS option. Determine if this is necessary for this transaction.

DFS2163 MSG IS UPDATE, DEST IS INQ ONLY I: *sss1/name1*, D: *sss2/name2*

Explanation: In the message text:

sss1/name1

The source SYSID and source LTERM name for the input system. *name1* is defined as inquiry-only.

sss2/name2

The destination SYSID and destination LTERM or TRAN code of the processing system. *name2* is defined as an update.

System action: IMS logs the message in error, using log record type '64', and removes the message from the system.

Operator response: (master terminal) The error message sent to the input and master terminals indicates the type of message that was in error. Compare the two system definition specifications for this message and correct the one in error. Inform the system programmer.

Programmer response: Correct the erroneous system definition.

DFS2164 MSG IS SNGL SEG, DEST IS MULTI D: *sss1/name1*, I: *sss2/name2*

Explanation:

In the message text:

sss1/name1

The source SYSID and source LTERM name for the input system. *name1* is defined as a single segment.

sss2/name2

The destination SYSID and destination LTERM or TRAN code of the processing system. *name2* is defined as a multisegment.

System action: IMS logs the message in error, using log record type '64', and removes the message from the system.

Operator response: The error message sent to the input and master terminals indicates the type of message that was in error. Compare the two system definition specifications for this message and correct the one in error. Inform the system programmer.

System programmer response: Correct the erroneous system definition.

Problem determination: 14

Related information:

Chapter 2, "IMS problem determination," on page 13

DFS2165 ROUTING LOOP DETECTED I: *sss1/name1*, D: *sss2/name2*

Explanation: There is a routing loop in the IMS multiple systems coupling configuration. A routing loop can be created by either an incorrect system definition (the offline verification utility points that out), or by improper use of the /MSASSIGN command. A routing loop exists when a SYSID is not defined as local anywhere on the logical link path. For example: in IMS System A, SYSID 3 is defined as remote, and is assigned to a logical link connecting System A to System B. In IMS System B, SYSID 3 is again defined as remote, but is assigned to a logical link connecting System B to System A.

In the message text:

sss1/name1

The source SYSID and source LTERM name for the input system.

sss2/name2

The destination SYSID and destination LTERM or TRAN code of the processing system.

System action: IMS logs the message in error, using log record type '64', and removes the message from the system.

Operator response: (terminal operator) Notify the master terminal operator.

(master terminal operator) This is probably a user error. Use the /DISPLAY ASSIGNMENT command to display the current SYSID assignments involved. If the looping message is a response destined for an inputting terminal that is in response, conversation, or exclusive mode, this error can result in the terminal remaining locked until restarted with a /START command or until the conversation is terminated with an /EXIT command.

Problem determination: 14

Related information:

Chapter 2, "IMS problem determination," on page 13

DFS2166 EXTENDED SECURITY VIOLATION FOR MSC LINK [I: *sss/name*, D: *sss/name*,U:*name*]

Explanation: While an MSC link was receiving an input message destined to a transaction, a security check to determine if the input message was allowed for the transaction destination failed. The failure occurred due to an authorization check made by RACF or by the user exit DFSCSTRN0.

If the optional part of the message is printed:

- *name* following **D**: is the transaction destination of the message. *name* following **I**: is the input system LTERM name.
- *sss* following **I**: is the SYSID of the input system. *sss* following **D**: is the SYSID of the processing system.
- *name* following **U**: is the USERID that failed the authorization check. The CTL region ID will not be displayed if it is used for the authorization check.

The /DISPLAY ASSIGNMENT SYSID command can be used to determine the MSNAME involved.

System action: IMS logs the message in error, using record type 64, and removes the message from the system.

System programmer response: Correct the erroneous security error. Check the MSCSEC= parameter in the DFSDCxxx PROCLIB member of the remote system. Also, check that the link receive logic of the user exit DFMSCE0 of the remote system determines the type of security check that was made. Using the information from the X'64F1' and X'64F2' log records and the

DFS2166 error message determine why the security authorization check failed.

An X'6701' log record with ID=CMEA is logged. CLBTEMP5 contains the return code (RC) from DFSCAUT0, and CLBTEMP3 contains the RC from the request that failed or zeros. These return codes are shown in the following table:

Table 12. CLBTEMP3 return codes

RC	Label	Description
4	CAUTRMSC	RACF failure occurred; it was unable to obtain the ACEE for MSNAME. CLBTEMP3 = RACF RC
8	RACFERR	RACROUTE failure. CLBTEMP3 = RACF RC.
C	CAUT044	TRANAUTH was specified, but RACF was not defined.
10	TESTE010	An error was returned from DFSCRTN0. CLBTEMP3 = DFSCSTRN0 RC.
14	GETRACWE	The GETRACW routine was unable to obtain storage. CLBTEMP3 = BCB RC.
18	CAUTRINT	The CAUTRINT routine was unable to obtain storage. CLBTEMP3 = BCB RC.

Problem determination: 14

Module: DFSCMS00

Related information:

Chapter 2, "IMS problem determination," on page 13

DFS2167 FAST PATH MSG REJECTED BY MSC
I: *sss1/name1*, D: *sss2/name2*

Explanation:

In the message text:

sss1/name1

The source SYSID and source LTERM name for the input system.

sss2/name2

The destination SYSID and destination LTERM or TRAN code of the processing system. *name2* is defined for exclusive Fast Path transactions. Multiple Systems Coupling does not support exclusive Fast Path transactions.

System action: IMS logs the message in error, using log record type '64', and removes the message from the system.

Operator response: The error message sent to the input and master terminals indicates the type of message that was in error. Compare the 2 system definition specifications for this message and correct the one in error. Inform the system programmer.

System programmer response: Correct the erroneous system definition.

Problem determination: 14

Related information:

Chapter 2, "IMS problem determination," on page 13

DFS2168I CONNECTION ESTABLISHED ON LINK xxx [CONT].

Explanation: An /RSTART LINK or an automatic link restart command establishes connection between two IMS systems with Multiple Systems Coupling over link xxx and messages queued for transmission over link xxx will be sent. CONT indicates link (BSC only) is running in continuous mode. (See /RST link command.) The messages are received at the master terminal.

System action: The system continues processing.

DFS2169I DISCONNECTION COMPLETED ON LINK xxx.

Explanation: Two IMS systems with Multiple Systems Coupling are disconnected by a /PSTOP LINK command. This message is generated when the linkage between the two systems has been disconnected. The message is received at the master terminal.

System action: Output messages are queued on this link, but none are sent.

Master terminal operator response: Issue a /RSTART LINK command to put the link back into operation. The master terminal operator in the other system must do the same before message transfer will begin.

DFS2170I MESSAGE QUEUED FOR xxxxxxxx

Explanation: A message was enqueued for transaction xxxxxxxx, and this transaction is currently stopped from being scheduled. The message is queued and available for processing. If the transaction is already scheduled and waiting for input (parameter = WFI on TRANSACTION macro), this message will be processed.

System action: This message is sent only once and only for the first message to be queued on a stopped transaction.

Master terminal operator response: Start the transaction with the /START command.

DFS2171I NO RESPONSE. CONVERSATION ENDED.

Explanation: The synchronization point processor found that a conversational program did not insert a message to the IOPCB, ALT CONVERSATION PGM PCB, or ALTRESP PCB.

System action: After terminating the conversation, the system issues error message DFS2171I to the input terminal.

Operator response: The terminal in conversation can reenter the conversation with different input data.

Programmer response: Check the input message against the application program logic. Determine why a message was not inserted after the SPA was inserted or after a successful GU call.

Problem determination: 26

Related information:

Chapter 2, "IMS problem determination," on page 13

DFS2172I VERSION-ID IN FMH DOESN'T MATCH VERSION-ID IN DIF -- INPUT IGNORED.

Explanation: The version identification supplied in the FMH does not match the version identification generated in the DIF control block.

System action: The input data is ignored.

Programmer response: Correct the remote program to supply the correct version identification, supply a version identification of zeros, or do not send the version identification.

DFS2173I UNEXPECTED EOD RECEIVED-TEST MODE RESET.

Explanation: While in MFS test mode, an unexpected end of data (EOD) indication was received.

System action: MFS test mode has been reset for this terminal.

Operator response: If problem persists, notify the IMS system programmer.

Problem determination: Log record type X'67', subrecord X'01', ID 'FERR', which contains diagnostic information, is produced if /TRACE is set on for the physical terminal at the time of failure.

DFS2174I TRAN CODE FROM LINK EXIT IS NON-LOCAL I: sss1/name1, D: sss2/name2

Explanation:

The transaction code updated by the Link Exit is not defined as a local transaction in sss2.

In the message text:

sss1/name1

The source SYSID and source LTERM name for the input system.

sss2/name2

The destination SYSID and destination LTERM or TRAN code of the processing system.

System action: IMS logs the message in error, using

log record type '64', and removes the message from the system.

Operator response: Inform the system programmer.

System programmer response: Correct the error either in the MSC Link Exit Routine, or in the System Definition.

Problem determination: 14

Related information:

Chapter 2, "IMS problem determination," on page 13

DFS2175 MESSAGE CANCELED BY ROUTING EXIT RSN=xyyy ROUTINE I:sss1/name1, D:sss2/name2.

Explanation: Either the Terminal Routing entry point or the Link Receive Routing entry point in the DFSMSCE0 exit canceled (rejected) this message.

If *sss/name* appears in the message, the message was canceled in a remote system by the Link Receive Routing entry point.

In the message text:

xx The IMS module that detected the error:
01 DC Communication Manager (DFSICIO0 - Terminal Routing)
02 MSC Analyzer (DFSCMS00 - Link Receive Routing)
yy The reason for error is 01. If *xx=01*, the message was canceled by the DFSMSCE0 Terminal Routing entry point. If *xx=02*, the message was canceled by the DFSMSCE0 Link Receive Routing entry point.

sss1/name1
 The source SYSID and source LTERM name for the input system.

sss2/name2
 The destination SYSID and destination LTERM or TRAN code of the processing system.

System action: If *xx=02*, IMS logs the canceled message (using log record type '64') and removes the message from the system. If *xx=01*, IMS removes the message from the system.

System programmer response: Determine which entry point in the DFSMSCE0 exit canceled the message. See the user exit to determine why the exit canceled the message. If the Link Receive Routing entry point canceled the message, use the MSC link trace to gather more information (/TRACE SET ON LINK x MODULE ALL LEVEL 3). If the Terminal Routing entry point canceled the message, use the exit trace to gather more information (/TRACE SET ON EXIT DFSMSCE0 ALL or TRBT|TRVT|TR62| TROT|LRTR|LRLT|LRDI|LRIN). You can also use UPDATE MSLINK NAME(*linkname*) START(TRACE). For more information about these traces and diagnosing routing errors, see the IMS diagnostic information.

Note: The type-2 command UPDATE MSLINK NAME(*linkname*) START(TRACE) uses the same level and module settings that were used the last time the /TRACE SET (ON) LINK command was issued. If a /TRACE SET (ON) LINK command has not been issued since the last cold start, this command defaults to MODULE=ALL and LEVEL=4.

Module: DFSCMS00, DFSICIO0, DFSMSCE0

DFS2176 RESPONSE LTERM NOT LOCAL LTERM I: sss1/name1, D: sss2/name2

Explanation: An application program in response mode changed the destination of the response and inserted a message to a modifiable alternate response PCB. But *name2* is not a local CNT in the inputting system.

In the message text:

sss1/name1
 The source SYSID and source LTERM name for the input system.

sss2/name2
 The destination SYSID and destination LTERM or TRAN code of the processing system.

System action: IMS logs the message in error, using log record type '64', and removes the message from the system.

Operator response: The error message sent to the input and the master terminals indicates the logical terminals involved. Verify the need for the input terminal in response mode. Inform the system programmer.

System programmer response: Correct the erroneous application program. When the input terminal is in response mode, the message response must go to the input system.

Problem determination: 14

Related information:

Chapter 2, "IMS problem determination," on page 13

DFS2177I LOAD ERROR FOR USER EXIT DFSDBUX1

Explanation:

The user specified DATXEXIT=YES at DBDGEN time, but failed to linkedit DFSDBUX1 into an APF authorized library. At execution time, while processing a DBD requiring the exit, DFSDLA00 determined that the exit could not be loaded and issued the load error message. This message can also result if the user specified DATXEXIT=YES and the user exit set SRCHFLAG to X'FF' because the user exit determined the DBD did not require the exit.

System action: After issuing the message, the database requiring the exit is stopped and the transaction

DFS2178I • DFS2180I

receives a U0885 pseudoabend.

Programmer response: If the user exit (DFSDBUX1) is required for the application, ensure that DFSDBUX1 is bound into an APF authorized library, and restart IMS before restarting the application.

If the second option above applies, either remove the DATXEXIT=YES from the DBDGEN or change the user exit so that it does not set SRCHFLAG to X'FF'.

Problem determination: 41

Related information:

Chapter 2, "IMS problem determination," on page 13

DFS2178I VTAM HAS BEEN CANCELED.

Explanation: The system console operator canceled VTAM or VTAM abended.

System action: IMS will deactivate all active nodes and perform cleanup as required.

Master terminal operator response: After VTAM has been restarted, enter /START DC to establish a connection to VTAM and start your nodes.

DFS2179I QUICK VTAM SHUTDOWN REQUESTED.

Explanation: This informational message alerts the master terminal operator of the fact that the system console operator is terminating VTAM. It is issued for a HALT NET, QUICK command, or a VARY NET, INACT command.

System action: IMS will terminate all active sessions and idle the nodes. At this point the IMS VTAM ACB is closed.

DFS2180I AUTOMATED OPERATOR USER EXIT ERROR-CODE=x.

Explanation: IMS detected an error condition indicated by *x* in an automated operator (AO) exit routine.

The following codes are issued for AO exit routine DFSAOUE0:

Code (dec)

	Meaning
1	The user exit destination name was invalid. There is no TRAN/LTERM defined by that name. No further exit routine processing takes place with this message/command.
2	The queue manager handling a request on behalf of the exit routine returned a nonzero return code. No further exit routine processing takes place for this message/command.
3	The return code in register 15 is invalid. No further exit routine processing takes place for this message/command.
4	There were multiple requests for storage. No

further exit routine processing takes place for this message/command.

- | | |
|---|---|
| 5 | An exit routine request for storage could not be satisfied. Either the request is unreasonably large or the CIOP buffer pool needs to be increased. |
| 6 | The AO detected an error. The standard AO log record is produced, and exit routine processing for the message in progress is terminated. |
| 7 | The exit routine requested that the AO insert a segment to the alternate destination, but register 1 is either zero or points to the UEHB. No further exit routine processing takes place for this message/command. |

The following codes are issued for AO exit routine DFSAOE00:

- | | |
|----|---|
| 8 | The CBTS latch was held for an unexpected block type during command processing. Any segments that were inserted or enqueued by the AOI exit to an alternate destination are canceled. No further exit routine processing takes place for the command. |
| 9 | A request for HIOP storage failed. Any segments that were inserted or enqueued by the AOI exit to an alternate destination are canceled. No further exit routine processing takes place for the command. |
| 10 | The exit routine returned with an invalid reply code for a command or a command response segment.

Command processing continues normally but the exit routine is not called for subsequent command response segments for this command. |
| 11 | The exit routine requested that IMS pass the message to DFSAOUE0, but DFSAOUE0 does not exist.

Message processing continues normally but the exit routine is not called for subsequent message segments for this message. |
| 12 | The exit routine returned with an invalid reply code for a message segment.

Message processing continues normally but the exit routine is not called for subsequent message segments for this message. |
| 13 | The exit routine returned with a return code outside the range of valid return codes. The return code is changed to 0 (the exit processes the message or command), and processing for the message or command proceeds. |
| 14 | The exit routine returned with a reply code |

other than 0 for a command entered either internally by IMS or by the DL/I ICMD call.

The processing for the command proceeds normally. The exit routine is not called for command response messages for commands entered either internally by IMS or by the DL/I ICMD call.

- 20 The AO User Exit Interface detected an error. AO trace log record X'6701' is generated, and exit routine processing for the command in progress proceeds.
- 21 The AO User Exit Interface detected an error. AO trace log record X'6701' is generated, and exit routine processing for the message in progress proceeds.
- 22 The AO User Exit Interface detected an error. AO trace log record X'6701' is generated, and exit routine processing terminates for the message or command in progress.

System action: For errors in DFSAOUE0, IMS writes a trace record labeled AOI to the system log. For errors in DFSAOE00, IMS writes a trace record labeled AOIT to the system log for those codes that specify that an X'6701' log record is generated.

Operator response: Contact your IMS system programmer.

Module: DFSAOUE0, DFSAOE00

DFS2182 USER NOT AUTHORIZED TO RELEASE CONVERSATION.

Explanation: An attempt was made to release (/REL) a conversational transaction that is not authorized to the userid previously entered on the /SIGN command.

System action: The command is ignored.

Operator response: Reenter the /REL command, specifying a conversational ID authorized to your user ID.

DFS2183 INVALID EXIT FLAG SPECIFIED FOR GIVEN ENTRY FLAG BY MESSAGE CONTROL/ERROR EXIT.

Explanation: The exit flag set by the Message Control/Error exit routine is invalid. IMS cannot perform the requested actions.

System action: IMS does the following:

- Ignores the exit flag and does not perform the requested actions.
- Discards the message that was partially processed when it called the exit routine.
- Logs the message in an X'64' trace record if a receive error caused it to call the exit routine.

- Logs the contents of the interface block before and after it called the exit routine in an X'6701' trace record.

System programmer response: Use the information in the X'64' and X'6701' records to correct the error. Resend the message if wanted.

Problem determination: 1, 5, 6, 14

Related reference:

➤ Valid flags and default actions (Exit Routines)

Related information:

Chapter 2, "IMS problem determination," on page 13

DFS2184 MESSAGE DISCARDED BY MESSAGE CONTROL/ERROR EXIT.

Explanation: The exit flag set by the Message Control/Error exit routine indicates a request for IMS to discard the message.

System action: IMS does the following:

- Discards the message that was partially processed before it called the exit routine.
- Logs the message in an X'64' trace record if a receive error caused it to call the exit routine.
- Logs the contents of the interface block before and after it called the exit routine in an X'6701' trace record.

Operator response: Notify the system programmer that message DFS2184 was issued.

System programmer response: Ensure that the discarded message does not affect the database.

Problem determination: 1, 5, 6, 14

Related information:

Chapter 2, "IMS problem determination," on page 13

DFS2185I DEQUEUE COMMAND SUPPRESSED BY MESSAGE CONTROL/ERROR EXIT.

Explanation: The exit flag set by the Message Control/Error exit routine indicates a request for IMS to suppress the DEQUEUE command.

System action: The DEQUEUE command is ignored.

DFS2186 INSUFFICIENT STORAGE TO RESTART LINK *link x*.

Explanation: The link was not restarted because of insufficient storage in the HIOP to allocate the Message Control/Error exit interface block associated with the link.

System action: The link is not restarted.

Programmer response: Do one of the following:

- Try again later. This problem can be a temporary condition.

- Increase the upper limit of the HIOP with the HIOP parameter in the JCL that is used to start IMS.

DFS2187 REROUTE FAILED,
DESTINATION=xxxxxx, REASON
CODE=n

Explanation: IMS detected one of the following error conditions during message reroute:

Code (dec)

Meaning

- 0 Invalid destination for reroute.
- 1 Reroute destination was not found.
- 2 Cannot reroute a conversational message to a non-conversational destination.
- 3 Cannot reroute a non-conversational message to a conversational destination.
- 4 Error while building a rerouted message.
- 5 Cannot reroute a message switch to a conversational destination.
- 6 Error during copy of LU 6.2 prefix while building a rerouted message.

System action: The message is not rerouted. The associated default action is performed.

If a /DEQ command was entered and the reroute fails before IMS dequeues the message, the message remains on the queue.

If the reroute fails after IMS dequeues the message, the default action is performed, and the message is dequeued.

If a STOPPED destination is provided by the Message Control/Error exit routine to reroute a message, the destination name is either LTERM followed by the LTERM name, or TRAN followed by the transaction name.

System programmer response: Check the Message Control/Error exit (DFSCMUX0) for the default action. Provide a good destination in the user exit, if appropriate.

Local/remote terminal operator response: If the destination was stopped, enter the /START command to start the destination. The next message can then be rerouted successfully.

DFS2191 UNABLE TO PROCESS SHARED EMH
DUE TO GLOBAL STORAGE
SHORTAGE

Explanation: While using the shared expedited message handler (EMH) to process an input message, Fast Path was unable to obtain global storage from ECSA for the following internal control blocks:
 UOW table

System action: The message is ignored.

Programmer response: Increase ECSA storage on the next IMS restart.

Module: DBFHIEL0

DFS2192 UNABLE TO PROCESS SHARED EMH
DUE TO PRIVATE STORAGE
SHORTAGE

Explanation: While using the shared expedited message handler (EMH) to process an input message, Fast Path was unable to obtain extended private storage for the following internal control blocks:
 FWP

System action: The message is ignored.

Programmer response: Increase the region size on the next IMS restart.

Module: DBFHIEL0

DFS2193I SHARED EMH PROCESSING FAILED:
RC=nn PROCESSING IMSID=xxxxxxxx

Explanation: An IFP region was unable to process an input message retrieved from the shared expedited message handler queue (EMHQ). This message is sent to the inputting terminal and the input message is deleted from the shared EMHQ. IMSID is the IMS ID of the processing IMS subsystem. In an XRF system, IMSID is the RSENAME of the processing IMS subsystem. A possible reason is that the transaction is not defined in the processing IMS subsystem. The return code is one of the following:

- 01 The transaction code is not defined.
- 02 The transaction code name is invalid.
- 03 The input message is too large.
- 04 The transaction is stopped at the processing IMS.
- 05 The input terminal name is invalid. The processing IMS subsystem cannot locate the input LTERM.

System action: The input message is discarded.

Module: DBFHGU10

DFS2194 SHARED EMHQ NOT AVAILABLE

Explanation: The shared expedited messages handler (EMH) queues were temporarily unavailable to perform shared EMH processing.

System action: The input message is rejected.

Module: DBFHIEL0

DFS2195I INPUT MESSAGE DISCARDED DUE
TO REBUILD

Explanation: An input message was put on the expedited message handler queue (EMHQ) to process. Before an IMS can process the message, a recovery rebuild was done to rebuild the EMHQ. The input message was lost as a result of the recovery rebuild process.

System action: The input message is discarded.

Module: DBFSEQS0

DFS2195W INPUT MESSAGE DISCARDED DUE TO REBUILD WHILE IMS IS DOWN. TERMINAL xxxxxxxx MIGHT REMAIN LOCKED

Explanation: An input message on a client queue was discarded because a coupling facility was rebuild and an emergency restart of the IMS was run. The inputting terminal xxxxxxxx remains locked until next restart of the front-end IMS.

System action: The input message is discarded.

Module: DBFHCA50

DFS2196 UNABLE TO PROCESS SHARED EMH DUE TO RRS ERROR

Explanation: While using the shared expedited message handler (EMH) to process an input message, Fast Path encountered an RRS error.

System action: The message is ignored.

Programmer response: No action is required.

Module: DBFHIEL0

DFS2198E THE PROCSEQD OPERAND IS INVALID FOR A DEDB DATABASE WITH NO SECONDARY INDEX DEFINED FOR PCB *pcbname* IN PSB *psbname*

Explanation: The PCB statement for a DEDB database specifies the PROCSEQD operand, but the DEDB database does not have a secondary index defined in its DBD.

System action: The Application Control Blocks (ACB) Maintenance utility terminates processing for the PSB. The PSB is deleted from the ACB library. The utility continues to run and the return code is set to 8.

Programmer response:

1. Remove the PROCSEQD operand on the PCB statement.
2. Run the PSB Generation utility (PSBGEN) again.
3. Run the ACB Maintenance utility with a BUILD statement for the PSB.

Module: DFSDLB00

DFS2199E THE PROCSEQD OPERAND IS INVALID FOR A FULL FUNCTION DATABASE FOR PCB *pcbname* IN PSB *psbname*

Explanation: The PCB statement for a full-function database specifies the PROCSEQD operand. However, the PROCSEQD operand is valid only for a DEDB

database with a secondary index defined.

System action: The Application Control Blocks (ACB) Maintenance utility terminates processing for the PSB. The PSB is deleted from the ACB library. The utility continues to run and the return code is set to 8.

Programmer response:

1. Change the PROCSEQD operand to the PROCSEQ operand for a full-function secondary index.
2. Run the PSBGEN utility again
3. Run the ACB Maintenance utility with a BUILD statement for the PSB.

Module: DFSDLB00

DFS2200I LOAD FAILED FOR DFSMNTB0.

Explanation: The system was not able to load the monitor module DFSMNTB0.

System action: The IMS batch job continues without monitor logging.

Programmer response: Ensure that DFSMNTB0 is available for loading into the system.

Problem determination: Check JOBLIB and STEPLIB for DFSMNTB0.

Chapter 48. DFS messages, DFS2201I - DFS2250I

This topic contains the following messages:

DFS2201I PGFIX ERROR FOR IMSMON.

or

OPEN ERROR FOR IMSMON.

Explanation: IMS was not able to open the monitor log because of an error in OPEN or PGFIX.

System action: IMS continues without monitor logging.

DFS2202I PERMANENT I/O ERROR ON IMSMON.

Explanation: The logger attempted to write to the monitor log (ddname IMSMON). However, either a permanent I/O error occurred, or all space allocated to the monitor data set was used.

System action: IMS monitor logging is stopped.

Programmer response: The IMS monitor must be restarted under either condition. You might have to restart IMS.

If a permanent I/O error occurred, scratch and reallocate the IMSMON data set. If the monitor data set was allocated using the IMSMON DD statement in the IMS startup job, restart IMS. IMS does not need to be restarted if the data set is dynamically allocated.

If the data set ran out of space, DFSUTR20 can be used to report the current contents, and the monitor can be restarted. IMS does not need to be restarted, regardless of the allocation method of the data set.

DFS2203I LOG INITIALIZATION FAILED-TRANSLATE ERROR.

Explanation: Using a virtual control region, an error occurred translating virtual addresses to real addresses for the log work area.

System action: IMS terminates abnormally.

Problem determination: 36

Related information:

Chapter 2, "IMS problem determination," on page 13

DFS2204I LOG INITIALIZATION FAILED-PAGE FIX ERROR.

Explanation: Using a virtual control region, an error occurred while page fixing the log work area.

System action: IMS terminates abnormally.

Programmer response: No action is required.

Problem determination: 36

Related information:

Chapter 2, "IMS problem determination," on page 13

DFS2205I LOG INITIALIZATION FAILED - zzzz.

Explanation: Either the log or the DC monitor failed to initialize. zzzz helps to identify the cause of the problem and can be one of these strings:

INSUFFICIENT VIRTUAL STORAGE

A GETMAIN for the log or the DC WebSphere® Business Monitor storage failed.

MODULE xxxxxxxx, NOT LOADED

In an online IMS, an attempt to load a DC WebSphere Business Monitor module failed. In a batch environment, an attempt to load a log module failed. In either case, xxxxxxxx is the name of the module that could not be loaded.

DEVTYPE/RDJFCB/TRKCALC ERROR

A z/OS service, DEVTYPE, RDJFCB, or TRKCALC, returned a nonzero return code. The abend memory dump must be examined to determine which service failed and the reason for the error.

INVALID DEVICE

For an online IMS, an OLDS or WADS is allocated to a non-DASD device or all WADS are not allocated to the same DASD device type. For a batch environment, the log is allocated to a tape device and a standard label is not specified.

NOT ENOUGH WADS OR OLDS

No WADS or less than three OLDS are specified for an online IMS.

LOG DATA SET REQUIRED

This is a batch job which declared that the database should be updated. Either no log DD statement is present or the log DD statement specified a DD DUMMY data set and DBRC is active.

LOG BLKSIZE INVALID (MIN yyyyyy)

For an online IMS, either the log data set block size is not in multiples of 2048 or the block size is not large enough to handle the maximum log record created by IMS. yyyyyy is the minimum log block size required.

OLDSDEF STATEMENT MISSING

An OLDSDEF statement was not found in member DFSVSMxx of IMS.PROCLIB. The OLDS attributes are unavailable.

OLDSDEF REQUIRED KEYWORD MISSING

The OLDS required keyword was missing on the OLDSDEF statement. The initial OLDS IDs are unavailable.

WADSDEF STATEMENT MISSING

No WADSDEF statement was found in member DFSVSMxx of IMS.PROCLIB. The WADS attributes are unavailable.

WADSDEF REQUIRED KEYWORD MISSING

The WADS required keyword was missing on the WADSDEF statement. The WADS IDs are unavailable.

BLKSZ PARAMETER IS INVALID

The **BLKSZ=** parameter on the OLDSDEF statement in the DFSVSMxx PROCLIB member was invalid. BLKSZ must specify a value that is a multiple of 2048, and that is between 6144 and 30,720.

System action: For INSUFFICIENT VIRTUAL STORAGE, if this situation occurs while initializing the log, IMS abends with abend 0070. If this situation occurs during the DC monitor initialization, IMS sends message DFS2206I and continues processing.

For MODULE xxxxxxxx, NOT LOADED, if this situation occurs while initializing the DC WebSphere Business Monitor, IMS sends message DFS2206I and continues processing. If this situation occurs during log initialization in a batch environment, IMS terminates abnormally with abend 0071.

For DEVTYPE/RDJFCB/TRKCALC ERROR, if a DEVTYPE or TRKCALC error occurs, IMS terminates abnormally with abend 0072. If an RDJFCB error occurs, IMS terminates with abend 0074.

For INVALID DEVICE, IMS abends with abend 0075.

For NOT ENOUGH WADS OR OLDS, LOG DATA SET REQUIRED, LOG BLKSIZE INVALID (MIN yyyyyy), and BLKSZ PARAMETER INVALID, IMS terminates abnormally with abend 0073.

For OLDSDEF STATEMENT MISSING, IMS terminates with abend 0075.

For OLDSDEF REQUIRED KEYWORD MISSING, IMS terminates with abend 0075.

l For WADSDEF STATEMENT MISSING, IMS terminates with abend 0071.

For WADSDEF REQUIRED KEYWORD MISSING, IMS terminates with abend 0075.

Programmer response: For zzzz value, DEVTYPE/RDJFCB/TRKCALC ERROR, the memory dump must be analyzed to determine the cause of the

failure. For all the other zzzz values, ensure the following:

- All required log DD statements are present.
- Log DD statements specify device and data set attributes that meet IMS requirements.
- Sufficient virtual storage and all required load modules are available.

Problem determination: 1, 3, 8, 11 35

Related information:

“DFS2206I”

➤ IMS abend 0070

➤ IMS abend 0073

➤ IMS abend 0075

Chapter 2, “IMS problem determination,” on page 13

DFS2206I DC MONITOR LOGGING NOT AVAILABLE.

Explanation: An error occurred during initialization of the monitor log.

System action: IMS continues processing without monitor logging.

Programmer response: If you want DC monitor logging, make sure that the IMSMON data set is allocated correctly.

DFS2207I IMS LOG(S) BLOCKSIZE=xxxxx, BUFNO=yyyyy

Explanation: The DCB parameters for the log data sets are BLKSIZE=xxxxx, LRECL=xxxxx-4, and BUFNO=yyyyy. All OLDS are assumed to be preallocated with the displayed DCB attributes.

System action: IMS continues processing.

DFS2208I xxxx LOGGING IN EFFECT ON IMS zzzz.

Explanation: The value of xxxx is either SINGLE or DUAL. The value of zzzz is either LOG or WRITE AHEAD DATA SET. From the execution parameters and DD statements provided, IMS establishes single or dual logging for the log data set (OLDS or batch SLDS) or for the write ahead data set (WADS).

System action: IMS continues processing with single or dual logging.

Operator response: If the logging mode is different from what you want, correct the execution parameters or DD statements, or both, for the log data sets and restart IMS. If the DD= statements were specified incorrectly, message DFS0413I might be issued.

Related information:

“DFS0413I” on page 107

**DFS2209I MONITOR INITIALIZATION
ERROR-REASON *x*.**

Explanation: A problem occurred while initializing a monitor. *x* can be one of the following reason codes:

Code (dec)

	Meaning
00	Invalid initialization request code.
01	Monitor is already active.
04	Logical log open failure.
05	Physical log open failure.

System action: For all reason codes, IMS continues processing.

Programmer response: If the reason code is 02 or 04, you cannot restart the monitor for the duration of the current IMS session. If the reason code is 05, you might be able to restart the monitor, depending on the type of open failure that occurred.

For reason code 02, increase the size of the IMS control region.

**DFS2210I MONITOR TERMINATION
ERROR-REASON *x* {RC=*yyyy*}**

Explanation: A monitor encountered an error. The following reason codes and meanings apply:

Code Meaning

02	Logical logger FEOV failure. RC= <i>yyyy</i> is displayed for reason code 02 only and contains the IMS logical logger return code.
----	--

System action: For all reason codes, IMS continues processing, and the monitor is stopped.

Programmer response: You can attempt to restart the Monitor.

DFS2211I LOG INITIALIZATION ERROR - zzzz.

Explanation: An error occurred during initialization of the monitor log. One of the following phrases in boldface type replaces the variable zzzz. An explanation follows each phrase.

OLDSDEF SYNTAX ERROR, KEYWORD=xxxxxxx
An invalid keyword, xxxxxxxx, was detected on the OLDSDEF statement.

**OLDSDEF SYNTAX ERROR, INVALID
PARAMETER=xxxxxxx**
An invalid keyword parameter, xxxxxxxx, was detected on the OLDSDEF statement.

WADSDEF SYNTAX ERROR, KEYWORD=xxxxxxx
An invalid keyword, xxxxxxxx, was detected on the WADSDEF statement.

**WADSDEF SYNTAX ERROR, INVALID
PARAMETER=xxxxxxx**
An invalid WADS subparameter, xxxxxxxx, was detected on the WADSDEF statement.

System action: For OLDSDEF SYNTAX ERROR, KEYWORD=xxxxxxx, the invalid keyword is ignored

and IMS continues processing.

For OLDSDEF SYNTAX ERROR, INVALID PARAMETER=xxxxxxx, the invalid parameter is ignored and the defaults are used. IMS continues processing.

For WADSDEF SYNTAX ERROR, KEYWORD=xxxxxxx, the invalid keyword is ignored and IMS continues processing.

For WADSDEF SYNTAX ERROR, INVALID PARAMETER=xxxxxxx, the invalid subparameter is ignored and IMS continues processing.

Problem determination: 1, 3, 8, 11, 36

Related information:

Chapter 2, "IMS problem determination," on page 13

DFS2212I DC MONITOR STARTED.

Explanation: DC monitoring is activated.

System action: The system continues processing as before.

**DFS2213I DC MONITOR STOPPED - (TIME
INTERVAL ELAPSED)**

Explanation: DC monitoring is terminated. If the command used to start the monitor included the INTERVAL parameter, then Time Interval Elapsed is included in the message to indicate that the system internally terminated monitoring when the time elapsed.

System action: The system continues processing.

**DFS2214I ERROR-NO VALID RECORDS ON
INPUT DATA SET.**

Explanation: Incompatible input data set or no records on the data set.

System action: The system continues processing.

Programmer response: Resubmit the job with the appropriate data set.

**DFS2215A MONITOR INACTIVE, MODIFY TO
START MONITOR.**

Explanation: The DB Monitor is inactive and is prompting for a command to start the monitor.

System action: IMS continues, with the Monitor inactive.

Operator response: When the monitor is to be started, enter MODIFY jobname, START.

DFS2216A MONITOR ACTIVE, MODIFY TO STOP MONITOR.

Explanation: The DB Monitor is active and is prompting for a command to stop the Monitor.

System action: IMS continues, with the Monitor active.

Operator response: When the Monitor is to be stopped, enter MODIFY jobname,STOP, or MODIFY jobname,STOPEOV.

DFS2217I UNABLE TO OPEN MONLOG, MONITOR UNAVAILABLE.

Explanation: Open failed for a separate IMS DB Monitor data set.

System action: The Monitor is made unavailable for the duration of the batch execution. IMS continues processing.

Programmer response: Correct the IMSMON DD statement.

DFS2218I MONITOR MODIFY SPECIFICATION INCORRECT.

Explanation: The previously entered MODIFY command was not STOP, START or STOPEOV.

System action: The operator is prompted to reenter a MODIFY command.

Operator response: Enter, using the MODIFY command with the keyword STOP, START, or STOPEOV as appropriate.

DFS2219I I/O ERROR ON MONITOR LOG, MONITOR TERMINATED.

Explanation: A permanent I/O error occurred writing the Monitor log data set.

System action: The Monitor tries to ignore the abend. If successful, the Monitor is inactive for the remainder of the batch execution, and IMS continues processing. If the Monitor cannot ignore the abend, IMS terminates abnormally.

Problem determination: 36

Related information:

Chapter 2, "IMS problem determination," on page 13

DFS2220I INVALID FILE PARAMETER. NO REPORTS PRINTED.

Explanation: The FILE parameter on a control statement for DFSUTR30, DB Monitor Report Print Program, was not a 1- or 2-digit decimal number.

System action: The system continues processing.

Programmer response: Resubmit the job with the corrected control statement.

DFS2221I MONITOR UNABLE TO WRITE OUTPUT.

Explanation: The DB monitor is unable to write output records; the //IMSMON DD statement is missing or is a DUMMY statement, and the IMS log is inactive because the processing option is a GET function.

System action: Batch execution continues; the monitor is unavailable.

Programmer response: Include an //IMSMON DD statement in the IMS procedure, and rerun the job.

Problem determination: If monitor output is desired for a batch execution in which updates do not occur, a non-DUMMY //IMSMON DD statement must be included in the IMS procedure.

DFS2225E IMS ABEND SEARCH AND NOTIFICATION FAILED

Explanation: IMS abend search and notification failed to complete successfully. This message is associated with an additional message that describes the nature of the failure.

System action: Processing is terminated with a return code of 8.

System programmer response: Correct the problem indicated. If you invoked IMS abend search and notification using ISPF, regenerate the job and resubmit it.

Module: DFSIASNP

DFS2226E FAILED xxxxxxxx ALLOCATION

Explanation: A GETMAIN for storage for the indicated internal component failed during IMS abend search and notification processing. xxxxxxxx indicates one of the following internal components:

URLS_ARRAY
 PARM_ARRAY
 RCPTTO_ARRAY
 PROCPARM_ARRAY
 DFS2226E

System action: Processing is terminated with a return code of 8.

System programmer response: If you invoked IMS abend search and notification using ISPF, regenerate and resubmit the job. If the problem persists, contact IBM Software Support for assistance.

Module: DFSIASNP

DFS2227E OPEN FAILURE ON xxxxxxxx DATA SET

Explanation: The data set associated with the DD statement indicated by xxxxxxxx could not be opened during IMS Abend Search and Notification processing. xxxxxxxx is one of the following DD statements:

SYSPRINT
SYSUT1
SYSUT2
CONTROL
INPARMS
URLS

System action: Processing is terminated with a return code of 8.

System programmer response: Determine the nature of the problem with the DD statement or the associated data set, and correct the problem. If you invoked IMS Abend Search and Notification using ISPF, regenerate and resubmit the job.

Module: DFSIASNP

DFS2228E INVALID NUMERIC ENCOUNTERED

Explanation: A non-numeric character was found by IMS Abend Search and Notification in a control statement; numeric characters were expected

System action: Processing is terminated with a return code of 8.

System programmer response: Correct the control statement in error. If you invoked IMS Abend Search and Notification using ISPF, regenerate and resubmit the job.

Module: DFSIASNP

DFS2229E MAXIMUM NUMBER OF STATEMENTS FOR URL ADDRESS EXCEEDED

Explanation: In the URLs data set, a URL address in the data set identified by the URLs DD statement had more than four lines associated with it.

System action: Processing is terminated with a return code of 8.

System programmer response: Reformat the URL address to fit on four or less lines. If you invoked IMS Abend Search and Notification using ISPF, regenerate and resubmit the job.

Module: DFSIASNP

DFS2231I HEXADECIMAL PARAMETER LONGER THAN 16 CHARACTERS.

Explanation: An XKEY parameter was entered that contained more than 16 characters.

System action: The command is ignored.

Operator response: Use a valid parameter, and reenter the data.

DFS2232I INVALID HEXADECIMAL PARAMETER.

Explanation: The only valid characters for an XKEY parameter are A-F and 0-9.

System action: The command is ignored. IMS continues processing.

Operator response: Use a valid parameter, and reenter the data.

DFS2233I ASSIGNMENT REDUNDANT.

Explanation: The resource that you specified has already been assigned to you.

System action: The command is ignored.

DFS2234I MSVERIFY COMMAND IN PROGRESS FOR LOCAL SYSID(S) P1, P2, P3...Pn. yyddd/hhmmss.

Explanation: P1, P2, P3...Pn are the local SYSID numbers defined in the entering system. yyddd/hhmmss is the time stamp. This time stamp will be the same for all messages related to this command.

System action: Verify the command that is in process.

DFS2235I SYSID nnnnnn IS DEFINED AS LOCAL IN BOTH SYSTEMS. yyddd/hhmmss

Explanation: The resource was defined as local in both systems. yyddd/hhmmss is the time stamp.

System action: The system will continue to process the command. When the last resource is verified, the command will terminate.

DFS2236I MSVERIFY COMMAND IN PROGRESS FOR REMOTE SYSID(S) P1, P2, P3...Pn. yyddd/hhmmss

Explanation: P1, P2, P3...Pn are SYSID numbers defined as local in the remote system. yyddd/hhmmss is the time stamp. This time stamp will be the same for messages related to this command.

System action: The system will continue to process the command.

DFS2237I MSVERIFY COMPLETED FOR SYSID Pn. yyddd/hhmmss

Explanation: This message will be preceded by a warning message for any conflict in the specified SYSID Pn. This message should be received for each SYSID specified in DFS2234I. If this message is not

DFS2238I • DFS2245I

received for at least one SYSID specified in DFS2234I, there might be a problem with the routing of the message. *yyddd/hhmmss* is the time stamp.

System action: The system will continue to process the command.

DFS2238I DFSUTR30 INPUT FILE NOT FROM IMS *n.n* BATCH SYSTEM

or

DFSUTR20 INPUT FILE NOT FROM IM *n.n* ONLINE SYSTEM.

Explanation: The file used as input to an IMS monitor report utility, either DFSUTR20 for an online report or DFSUTR30 for a batch monitor report, was not acceptable. The message was issued for one of two reasons:

- The release level of the IMS system producing the input does not match the release level of the report utility being used.
- A batch input file was supplied to DFSUTR20, or an online input file was supplied to DFSUTR30.

System action: The report utility is terminated. No reports are produced.

Programmer response: Ensure that the release levels of the input file and report utility match and that the appropriate report utility is used for the input file.

DFS2239 TOO MANY ADS PARAMETERS

Explanation: Too many ADS parameters were entered for this command; only one ADS parameter is allowed.

System action: The command is ignored.

Operator response: Reenter the command with only one ADS parameter.

DFS2240 TOO MANY MSNAME PARAMETERS.

Explanation: Too many MSNAME parameters were entered for this command; only one can be entered.

System action: The command is ignored.

Operator response: Reenter the command with only one MSNAME parameter.

DFS2241I *nnnnnn* IS DEFINED AS REMOTE TRANSACTION IN BOTH SYSTEMS.

Explanation: The resource is defined as a remote transaction in both systems.

System action: The system continues to process the command. If this resource is the last being verified, the command terminates.

DFS2224I TRANSACTION ON A BACK-END SYSTEM ABENDED

Explanation: An APPC or OTMA originated transaction executing at a back-end IMS system in a shared queue environment terminated abnormally. The transaction has been backed out.

Programmer response: Analyze the reason for the abend on the back-end system. This message gets generated for the following reasons:

- The application program terminated abnormally due a program error.
- The back-end IMS system terminated abnormally.
- RRS at the front-end or back-end IMS system became inactive.
- The operating system at the back-end terminated abnormally.

Module: DFSAOSW0, DFSYLUS0

DFS2242I *nnnnnn* IS NOT DEFINED AS LTERM IN BOTH SYSTEMS.

Explanation: The resource is defined as a remote LTERM in one system and is not defined as an LTERM in the partner system.

System action: The system continues to process the command. If this resource is the last being verified, the command terminates.

DFS2243I *nnnnnn* IS NOT DEFINED AS TRANSACTION IN BOTH SYSTEMS.

Explanation: The resource is defined as a remote transaction in one system and is not defined as a transaction in the partner system.

System action: The system continues to process the command. If this resource is the last being verified, the command terminates.

DFS2244 TOO MANY SYSID PARAMETERS.

Explanation: You specified too many SYSID parameters for this command; only one can be specified.

System action: The command is ignored.

Operator response: Reenter the command with one SYSID parameter.

DFS2245I MULTISEGMENT TRANSACTION FLAG FOR *nnnnnn* NOT CONSISTENT.

Explanation: For resource *nnnnnn*, the multisegment transaction flag is on in one system, either remote or local, and off in the other system.

System action: The system continues to process the command. If this resource is the last being verified, the command terminates.

**DFS2246I NONINQUIRY ONLY FLAG FOR
 nnnnnn NOT CONSISTENT.**

Explanation: For resource *nnnnnn*, the noninquiry only flag is on in one system, either local or remote, and off in the other system.

System action: The system continues to process the command. If this resource is the last being verified, the command terminates.

**DFS2247I CONVERSATIONAL FLAG FOR
 nnnnnn NOT CONSISTENT.**

Explanation: For resource *nnnnnn*, the conversational SMB flag is on in one system, either local or remote, and off in the other system.

System action: The system continues to process the command. If this resource is the last being verified, the command terminates.

**DFS2248I NONRECOVERABLE FLAG FOR
 nnnnnn NOT CONSISTENT.**

Explanation: For resource *nnnnnn*, the unrecoverable transaction flag is on in one system, either local or remote, and off in the other system.

System action: The system continues to process the command. If this resource is the last being verified, the command terminates.

**DFS2249I FIXED LENGTH SPA FLAG FOR
 nnnnnn IS NOT CONSISTENT.**

Explanation: For resource *nnnnnn*, the fixed-length SPA flag is on in one system (local or remote) and off in the other system.

System action: The system continues to process the command. If this resource is the last being verified, the command terminates.

**DFS2250I THE SPA LENGTH FOR *nnnnnn* IS
 NOT THE SAME.**

Explanation: For resource *nnnnnn*, the lengths of the SPA in the local and the remote systems are not the same.

System action: The system continues to process the command. If this is the last resource being verified, the command terminates.

Chapter 49. DFS messages, DFS2251W - DFS2300I

This topic contains the following messages:

DFS2251W INPUT FILE INCOMPLETE, REPORT MAY BE INVALID.

Explanation: The IMSMON file used as input to DFSUTR20 is incomplete. The possible causes are:

- The IMS Monitor data set (IMSMON DD statement) used to capture the online monitor records might not be large enough. Increase the data set size.
- The IMS Monitor was not terminated in a normal manner (for example, IMS abended) and logging to IMSMON was halted.
- The IMSMON file resides on multiple volumes, and not all VOLSERS have been concatenated in the input job stream.
- An IMSMON file produced by the DB Monitor (Batch IMS) is being used as input to DFSUTR20. The correct utility is DFSUTR30.

System action: DFSUTR20 attempts to produce all requested reports, but the values might be invalid. The absence of the buffer pool statistics reports is a clear indicator that the IMSMON file is incomplete.

DFS2252 LINK NOT STOPPED AND IDLE.

Explanation: An /MSASSIGN command cannot be executed; one of the links involved is not stopped and idle.

System action: The command is not executed.

Operator response: Issue a /PSTOP command to the busy link.

DFS2253 MSVERIFY COMMAND ABORTED.

Explanation: The /MSVERIFY command is unable to execute because the MSNAME or the SYSID specified has no return link in the partner system. The message is printed in the partner system.

System action: The command is not executed.

Operator response: Reenter the command, specifying a different MSNAME or remote SYSID.

DFS2254 COMPONENT COMMAND NOT VALID FOR THIS TERMINAL.

Explanation: A /COMPT or /RCOMPT command was entered for a terminal that does not support components.

System action: The command is not executed.

DFS2255 INVALID COMPONENT NUMBER.

Explanation: A component parameter other than a 1, 2, 3, or 4 was entered.

System action: The command is not executed.

Operator response: Reenter the command.

DFS2256 COMPONENT NOT ATTACHED.

Explanation: The component number specified in a /COMPT or /RCOMPT command is not defined for this system.

System action: The command is not executed.

Operator response: Reenter the correct command.

DFS2257 COMPONENT SPECIFIED NOT DEFINED.

Explanation: The component specified in a /COMPT or /RCOMPT command is not defined in this system.

System action: The command is not executed.

Operator response: Reenter the command correctly.

DFS2258 NO LINKS DEFINED IN SYSTEM.

Explanation: A LINK keyword was entered as part of a command, but there were no links defined for the system.

System action: The command is not executed.

Operator response: Reenter the correct command.

DFS2259 TOO MANY LINK PARAMETERS.

Explanation: More than one link parameter was specified in an /MSASSIGN command.

System action: The command is not executed.

Operator response: Reenter the command with only one link parameter.

DFS2260 TOO MANY MSPLINK PARAMETERS.

Explanation: More than one MSPLINK parameter was specified in an /MSASSIGN command.

System action: The command is not executed.

Operator response: Reenter the command with only one MSPLINK parameter.

DFS2261 NODE IS NOT IN SESSION

Explanation: The command is not executed, because the VTAM node is not currently in a session.

System action: The command is not executed.

Operator response: (master terminal) Initiate a session, using the IMS host commands or host system commands, and reissue the command, if desired.

DFS2262 TOO MANY DATABASE PARAMETERS

Explanation: Too many database parameters were entered for this command; only one can be entered.

System action: The command is ignored.

Operator response: Reenter the command with only one database parameter.

Module: DFSORC10

**DFS2263I UNABLE TO OPEN MNPS ACB
REG15=xx ACBERFLG=yyy**

Explanation: An error code was returned when OPEN was attempted for the MNPS ACB in an MNPS environment. *xx* is the OPEN return code in register 15 and *yyy* is the ACB error field returned by VTAM. Both *xx* and *yyy* values are displayed in decimal number.

System action: IMS continues without the MNPS ACB being opened. If this message is issued during XRF takeover, session persistence is lost, and VTAM class 1 sessions cannot be restored.

System programmer response: For a detailed explanation of the error codes, see *z/OS Communications Server: SNA Messages*, *z/OS Communications Server: SNA Programming*, and *z/OS Communications Server IP and SNA Codes*.

Module: DFSHCI00, DFSIC460

Related reference:

 z/OS: OPEN-Open one or more ACBs

**DFS2264I IMS NOT ACCEPTING LOGONS -
NODE xxxxxxxx**

Explanation: When a LOGON was requested for the specified node, IMS was in one of the following states:

- /STOP DC was in progress.
- /START DC was not complete.
- IMS was out of receive-any buffers.

System action: The request is ignored.

Operator response: Find out which of the above states caused the request to be ignored; then take appropriate action.

**DFS2265I SETLOGON FAILED RTNCD=xx
FDB2=yy**

Explanation: A VTAM return code was received for a SETLOGON macro during XRF system takeover in an MNPS environment. Both *xx* and *yy* values are displayed in hexadecimal number.


System action: IMS continues processing; START DC failed. Session persistence is lost, and VTAM class 1 sessions cannot be restored.


Operator response: Determine why the SETLOGON failed. Issue /START DC to complete the START DC process.

Programmer response: For a detailed explanation of the error codes, see *z/OS Communications Server: SNA Messages*, *z/OS Communications Server: SNA Programming*, and *z/OS Communications Server IP and SNA Codes*.

Module: DFSHCI00

Related reference:

 z/OS: SETLOGON-Modify an application program's capability to establish sessions

 z/OS: RPL return code (RTNCD,FDB2) combinations

**DFS2266I MULTINODE PERSISTENT SESSION
TAKEOVER STARTED**

Explanation: During XRF takeover processing, IMS has started the Multinode Persistent Session takeover process.

System action: IMS continues normal execution.

Operator response: No action is required.

System programmer response: No action is required.

Module: DFSVTPO0

**DFS2267I ALL MULTINODE PERSISTENT
SESSION TAKEOVERS HAVE BEEN
INITIATED**

Explanation: During XRF takeover processing when using Multinode Persistent Sessions, all persistent session takeovers have been scheduled. The session takeover function will execute asynchronously with the normal IMS processing.

System action: IMS continues normal execution.

Operator response: No action is required.

System programmer response: No action is required.

Module: DFSVTPO0

DFS2268I MULTINODE PERSISTENT SESSION TAKEOVER FAILED, INQUIRE|RESTORE RTNCD=*xx* FDB2=*yy*

Explanation: During XRF takeover processing when using Multinode Persistent Sessions (MNPS), VTAM INQUIRE or OPNDST RESTORE commands received an error return code from VTAM. Both *xx* and *yy* values are displayed in hexadecimal.

System action: IMS continues normal processing, but terminates MNPS session recovery. Session persistence is lost, and VTAM class 1 sessions cannot be restored.

Operator response: VTAM sessions can be restarted, as appropriate, using normal session initiation procedures. Depending on the type of error, the MNPS ACB might have to be closed and reopened using /STOP DC and /START DC.

System programmer response: For a detailed explanation of the error codes, see *z/OS Communications Server: SNA Messages*, *z/OS Communications Server: SNA Programming*, and *z/OS Communications Server IP and SNA Codes*.

Module: DFSVTPO0

Related reference:

➡ z/OS: SETLOGON-Modify an application program's capability to establish sessions

➡ z/OS: OPNDST-Establish sessions (application as PLU) or recover sessions

➡ z/OS: RPL return code (RTNCD,FDB2) combinations

DFS2269I IMS CANNOT LOCATE NODE *nodename* DURING MULTINODE PERSISTENT SESSION TAKEOVER

Explanation: During the persistent session takeover process, VTAM notifies IMS that all sessions are pending recovery. To restore each individual session, IMS needs to locate its corresponding control block. If the control block cannot be located, DFS2269I is issued to the MTO.

System action: IMS continues normal execution, but persistence is not restored for the terminal.

Operator response: The terminal can be restarted, as appropriate, using normal session initiation procedures.

System programmer response: No action is required.

Module: DFSVTPO0

DFS2270 FORCE KEYWORD IS INVALID, LINK NOT VTAM

or

FORCE KEYWORD IS INVALID, LINK NOT VTAM OR TCP/IP

Explanation: A /PSTOP LINK FORCE command was entered, but the link type is not VTAM or TCP/IP.

System action: The command is not executed.

Master terminal operator response: If the link is a CTC link, you can issue the /PSTOP LINK PURGE command as an alternative to the /PSTOP LINK OPTION(FORCE) command. Otherwise, check that you are specifying the correct link number and then reissue the command with only one link.

DFS2271I FAST PATH EXCLUSIVE TRANSACTION FLAG FOR *nnnnnn* NOT CONSISTENT.

Explanation: For resource *nnnnnn*, the Fast Path exclusive transaction flag is on in one system (local or remote) and off in the other system.

System action: The system continues to process the command. If this is the last resource being verified, the command terminates.

DFS2272 PURGE OR FORCE KEYWORD INVALID, ONLY ONE LINK ALLOWED.

Explanation: The PURGE keyword in the /PSTOP LINK command can be specified for only one physical channel-to-channel (CTC) link at a time.

Multiple links were specified (LINK ALL or LINK P1...Pn) on the /PSTOP LINK command. The FORCE keyword can be specified for only one physical link at a time for:

VTAM
TCP/IP

System action: The command is not run.

Operator response: Do one of the following:

- Reenter the command with only one CTC, TCP/IP, or VTAM link specified.
- Omit the PURGE or FORCE keyword.

DFS2273 PURGE KEYWORD REJECTED, CURRENT STATUS OF LINK IS NORMAL.

Explanation: A /PSTOP LINK P1 PURGE command was rejected because PURGE is not necessary. The link has not been stopped or it is in the process of becoming stopped and idle.

System action: The command is not executed.

Master terminal operator response: Reenter the /PSTOP command without the PURGE keyword.

DFS2274 MSC FEATURE NOT DEFINED

Explanation: The MSNAME, MSPLINK, or SYSID keyword was entered in a command, but the MSC feature is not included in the current system.

System action: The command is not processed.

Terminal operator response: Reenter the command correctly.

DFS2275I SORT FAILED-INCREASE REGION SIZE

Explanation: Insufficient storage is available for the SORT program.

System action: DFSISTS0 terminates with a return code from the GETMAIN macro.

Operator response: (system console) Increase the region size.

Problem determination: See the SORT program error message.


DFS2276I INVALID PARM FIELD-DEFAULTS USED.

Explanation: The utility program (DFSISTS0) encountered an invalid parameter.

System action: DFSISTS0 continues.

Operator response: (system console) Check the JCL, If the defaults are not wanted, cancel the job, correct the parameters, and rerun the job.

Related reference:

 Statistical Analysis utility (DFSISTS0) (System Utilities)

DFS2277I LOGIN IS NULL DATA SET. PROGRAM TERMINATES

Explanation: The DFSISTS0 utility has determined that the LOGIN DD data set either is a null data set or does not contain any message records of type X'01' or X'03'.

System action: The utility terminates with a return code of 0, and no report is produced.

DFS2278I UTILITY ENDS WITH: SYSTEM LOG AT hh.mm.ss.th, yyddd

or

START RECOVERY WITH: SYSTEM LOG AT hh.mm.ss.th, yyddd

Explanation: Both forms of this message are issued by the Online Image Copy utility.

The first form of this message displays the time stamp of the last IMS checkpoint taken preceding this database data set image copy. This time stamp value can be used as the "purge date and time" specification to the Change Accumulation utility.

The second form of this message displays the time stamp of the last IMS checkpoint taken before the completion of this database data set image copy.

The two time stamp values can be used to select the system log data sets (SLDSs) that contain log records created during this execution of the Online Image Copy utility.

System action: Processing continues.

DFS2279I MONITOR TERMINATING-BAD TIME VALUE

Explanation: The DC Monitor was attempting to obtain a time value using the STORE CLOCK instruction (STCK) and encountered either of the following two unacceptable states as determined by the return code. Return code, 2: Clock in the error state, or 3: Clock stopped or not operational.

System action: IMS continues processing, but the DC Monitoring is terminated for the trace.

Programmer response: Ensure that the time-of-day clock is in either of the two valid states acceptable to the DC Monitor. The two acceptable states to the Monitor result in condition code 0 or 1, which is clock set and running and clock not set and running, respectively.

DFS2280I MONITOR TERMINATING-MONITOR LOG ERROR

Explanation: An error was detected when the logger attempted to write to the DC Monitor log.

System action: IMS continues processing, but DC Monitor tracing is terminated.

Programmer response: Either an I/O error occurred on the DC Monitor log data set or all space allocated for the log data set has been used. If all allocated space has been used, the Monitor Report Print utility (DFSUTR20) can be run and the DC Monitor can be restarted.

Problem determination: 1, 3, 8

Related information:

Chapter 2, "IMS problem determination," on page 13

DFS2281I UPPER THRESHOLD REACHED FOR
xxxxx.

Explanation: The device relative record number (DRRN) in-use-count for either LGMSG or SHMSG, as indicated by xxxxx, was greater than the high threshold count.

System action: All messages being retrieved from Shared Queues will wait until the low threshold value is obtained.

Programmer response: Determine why the DRRN count was so high. Problem areas could include the number of messages queued to SMTO or BMP with a high transaction count.

Module: DFSQC020

DFS2282I LOWER THRESHOLD REACHED FOR
xxxxx.

Explanation: The device relative record number (DRRN) in-use-count for either LGMSG or SHMSG (as indicated by xxxxx) was lower than the low threshold count after the high threshold count was reached.

System action: All messages that were waiting from the upper threshold being reached continue processing.

Module: DFSQC020

DFS2283I RESYNC UNIT OF RECOVERY IS IN
DOUBT STATUS=COLD/UN
RTKN=ccccccccxxxxxxxxxxxxxxxx
PTKN=yyyyyyyy

Explanation: For the displayed recovery token, IMS received request type UNKnown or COLDstart during the resynchronization process. The resynchronization process resolves in-doubt units of recovery between connecting subsystems after a restart. An in-doubt unit of recovery is a unit of work (UOW) that has completed the prepare phase of sync point, but has not yet received the final action (ABORT or COMMIT). When this message is issued, either the transaction-management subsystem has no knowledge of the in-doubt unit of recovery or the coordinator controller was cold started. The first part (cccccccc) of the recovery token is the CCTL ID. Field yyyyyyyy is the pseudo token.

System action: Processing continues.

Programmer response:

Use the DISPLAY command to display the units of recovery not resolved during the resynchronization process. Determine the final action required for each unresolved unit of recovery (ABORT or COMMIT). Use the IMS command/CHANGE CCTL nnnn PRTKN xxxx ABORT to resolve the UOR in most cases. Alternatively, you can issue the COMMIT command.

DFS2285I DURING MULTINODE PERSISTENT
PROCESS, nodename WAS REVERTED
TO CLASS 2

Explanation: During the persistent session takeover process, VTAM loses session persistence CV29 for class 1 terminal, and IMS reverts session persistence to class 2.

System action: IMS continues normal execution.

Operator response: No action is required.

System programmer response: No action is required.

Module: DFSVTPO0

DFS2286I CLASS 1 TERMINALS BEING
REVERTED TO CLASS 2 DURING
MULTINODE PERSISTENT PROCESS

Explanation: During the persistent session takeover process, VTAM loses session persistence for class 1 terminal and IMS reverts session persistence to class 2. A diagnostic log record X'6710' is written to record the nodename of class 1 terminal being reverted to class 2.

System action: IMS continue normal execution, but persistence is not restored for class 1 terminal.

Operator response: The terminal can be restarted, as appropriate, using normal session initiation procedure.

System programmer response: Locate X'6710' log record and identify terminal that needed to be restarted.

Module: DFSVTPO0

DFS2287I CLASS 2 AND 3 TERMINALS NOT
BEING FOUND DURING
MULTINODE PERSISTENT PROCESS

Explanation: During the persistent session takeover process, VTAM notifies IMS of session pending recovery for class 2 and 3 terminal, but IMS cannot locate corresponding control block in order to restore its session.

A diagnostic log record X'6710' is written to record the nodename of class 2 and 3 terminal whose control block was not found.

System action: IMS continues normal implementation, but persistence is not restored for class 2 terminal.

Operator response: The terminal can be restarted, as appropriate, using normal session initiation procedure.

System programmer response: Locate X'6710' log record and identify terminal that needed to be restarted.

Module: DFSVTPO0

DFS2288W IMS CHECKPOINT PROCESSING IS BEING DELAYED.

Explanation: The checkpoint timer value expired before an IMS checkpoint completed its process.

System action: The system continues running.

Operator response: The terminal can be restarted, as appropriate, using the normal session initiation procedure.

System programmer response: This message is a warning to the operator to look for some process that is delaying checkpoint. If one is found, the operator should take some action to ensure that checkpoint gets completed quickly.

Module: DFSRCP00

DFS2290 INPUT MESSAGE CANNOT BE CREATED SINCE NO OUTPUT MESSAGE IN PROGRESS.

Explanation: An output message was not in progress when input was entered from the first physical page of a DPAGE with multiple physical page input specified. The output message was dequeued by a previous operator action: NXTMSG, or NXTMSGP.

System action: The input data is ignored.

Operator response: Issue a /FOR command for the current format to create a multiple physical page input message, a /FOR command for a different format to create a single physical page input message, or clear the screen and enter the data.

Problem determination: 16

Related information:

Chapter 2, "IMS problem determination," on page 13

DFS2291I *Multi-line message with variable values*

Explanation: A lock request timed out by IRLM and an IMS abend 3310 was issued. This message supplies additional information about the termination.

DFS2291I is issued across multiple lines with variable values in the following format:

- DFS2291I LOCKNAME=*resource_name*
- DFS2291I DBNAME=*db_name*
LOCKFUNC=*lock_function*
- DFS2291I BLOCKER PST=*PST_id* TRAN=*tran_name*
PSB=*PSB_name* TYPE=*region_type*
- DFS2291I BLOCKER TRANELAPSEDTIME=*hr:mn:sc*
IMSID=*imsid*
- DFS2291I BLOCKER RECOVERY
TOKEN=*recovery_token*
- DFS2291I WAITERxx PST=*PST_number*
TRAN=*tran_name* PSB=*PSB_name* TYPE=*region_type*
- DFS2291I WAITERxx TRANELAPSEDTIME=*hr:mn:sc*
- DFS2291I WAITERxx RECOVERY
TOKEN=*recovery_token*

- DFS2291I WAITERxx PST=*PST_number*
TRAN=*tran_name* PSB=*PSB_name* TYPE=*region_type*
- DFS2291I VICTIM TRANELAPSEDTIME=*hr:mn:sc*
IMSID=*imsid*
- DFS2291I VICTIM RECOVERY
TOKEN=*recovery_token*
- DFS2291I TRANSACTION RETRY. DIAGNOSTIC
MESSAGE HAS REACHED MAXIMUM COUNT

The final line of the message, DFS2291I TRANSACTION RETRY. DIAGNOSTIC MESSAGE HAS REACHED MAXIMUM COUNT, is issued only after the fifth retry of the same transaction. After receiving this message, no further instance of message DFS2291I will be issued on retries of the same transaction.

BLOCKER

Indicates the transaction that was holding the lock resource identified by *resource_name* at the time when the long wait for the lock has timed out.

WAITER

Indicates the transaction waiting on the same lock resource identified by *resource_name* at the time when the long lock exit is driven.

VICTIM

Indicates the transaction that IRLM timed out. The transaction either abnormally terminates with a 3310 abend, or receives status code BD because the LOCKTIME value has been exceeded for the IRLM lock request.

In the message text:

resource_name

The 11- to 13-character identifier used by IMS to obtain a lock on the resource. *resource_name* contains the data management block (DMB) number, data control block (DCB) number, or relative byte address (RBA) of the resource that the transaction is requesting a lock for.

db_name

The name of the database that IRLM is requested to grant lock for.

lock_function

The lock request function.

- | *PST_id* The unique task ID that identifies the transaction. The ID refers one of the following options:
- | *number* The unique task number that identifies the transaction.
- | **SYS** The system ITASK lock owner.
- | **IDT** The Residual Recovery Element (RRE) or Indoubt lock owner.

PST_number

The unique task number that identifies the transaction.

tran_name

The transaction name.

PSB_name

The PSB name used by the transaction.

region_type

The type of IMS region that processes the transaction.

hr:mn:sc

The elapsed time, in hours, minutes and seconds. This value is between the time the transaction starts (taken from PSTSPTIM) and the time the exit is called to gather IRLM long lock data for this transaction.

imsid

the IMS ID.

recovery_token

A 16-byte string that contains the IMS ID, a 4-byte origin application sequence number assigned at scheduling time, and a 4-byte count that is incremented at each commit process. For a batch application, the 16-byte string contains an 8-byte job name and an 8-byte store clock value.

For batch jobs, the short form message DFS2291I is issued. The multi-line form of this message is used in the log type X'67D0' subtype 1B records if the IEFRDER DD statement was specified.

For transactions being retried after the abend 3310, message DFS2291I is issued for a maximum of five times. When the maximum message count is reached, the message text is TRANSACTION RETRY. DIAGNOSTIC MESSAGE HAS REACHED MAXIMUM COUNT is used.

System action: The dependent region terminates abnormally. The transaction is discarded, the transaction and PGM are not stopped, and no memory dump is created.


System programmer response: Except for protected messages, use the Non-Discardable Messages user exit (NDMX) to determine whether to run the transaction again.

Terminate either the blocker (the application that is holding the lock) or the victim (the application waiting for the lock). Use the blocker information in this message to terminate the application that is holding the lock or the application waiting for the lock. If more than one application is waiting for the lock besides the victim, terminating the blocker causes IRLM to grant the lock to the next application waiting for the application, and it might not be the victim.

Problem determination: The message provides information about the transaction that is holding the lock as well as transactions that are waiting on the lock.

Module: DFSLMGR0

Related information:

 IMS abend 3310

DFS2292E PTR=SYMB IS NOT SPECIFIED ON THE LCHILD STATEMENT FOR DBD *dbdname*

Explanation: The LCHILD statement to define a HISAM secondary index database or a SHISAM secondary index for a primary DEDB database does not specify PTR=SYMB identified in the DBD *dbdname* in the message. PTR=SYMB is the only valid pointer option for a Fast Path secondary index database.

System action: The ACB Maintenance utility stops processing for the DBD. The primary DEDB database and its secondary index databases are deleted from the ACB library. The ACB Maintenance utility continues to run and the return code is set to 8.

System programmer response:

1. Change PTR=SYMB on the LCHILD statements for the DBD.
2. Run the DBDGEN utility again.
3. Run the ACB Maintenance utility with a BUILD statement for the DBD.

Module: DBFUDLB0

DFS2293E HISAM AND SHISAM INDEXES ARE IN SAME PARTITON GROUP FOR DBD *dbdname*

Explanation: The LCHILD statement specifies HISAM secondary index databases and SHISAM secondary index databases in the same user data partition group identified in the DBD *dbdname* in the message. A user data partition group must consist of all HISAM secondary index partition databases or all SHISAM secondary index partition databases.

System action: The ACB Maintenance utility stops processing for the DBD. The primary DEDB database and its secondary index databases are deleted from the ACB library. The ACB Maintenance utility continues to run and the return code is set to 8.

Programmer response:

1. Change the user data partition group to contain all HISAM secondary index databases or all SHISAM secondary index databases in the NAME operand on the LCHILD statement for the DBD.
2. Run the DBDGEN utility again.
3. Run the ACB Maintenance utility with a BUILD statement for the DBD.

Module: DBFUDLB0

DFS2294E UNIQUE AND NON-UNIQUE KEY HISAM INDEXES ARE IN SAME PARTITION GROUP FOR DBD *dbdname*

Explanation: The LCHILD statement specifies unique key HISAM secondary index databases and non-unique key HISAM secondary index databases in the same

user data partition group identified in the DBD *dbdname* in the message. A user data partition group must consist of all unique key HISAM secondary index partition databases or all non-unique key HISAM secondary index partition databases.

System action: The ACB Maintenance utility stops processing for the DBD. The primary DEDB database and its secondary index databases are deleted from the ACB library. The ACB Maintenance utility continues to run and the return code is set to 8.

Programmer response:

1. Change the user data partition group to contain all unique key HISAM secondary index databases or all non-unique key HISAM secondary index databases in the NAME operand of the LCHILD statement for the DBD.
2. Run the DBDGEN utility again.
3. Run the ACB Maintenance utility with a BUILD statement for the DBD.

Module: DBFUDLB0

DFS2295E SOME SENSEG STATEMENT IS INVALID FOR FAST PATH SECONDARY INDEX *dbdname* FOR PCB *pcbname* IN PSB *psbname*

Explanation: One or more SENSEG statements are invalid for Fast Path secondary index *dbdname* for PCB *pcbname* in PSB *psbname*. If the target segment is not a root segment, only a subset of the segments are accessible.

System action: The ACB Maintenance utility stops processing for the PSB. The PSB is deleted from the ACB library. The ACB Maintenance utility continues to run and the return code is set to 8.

Programmer response: Use the rules for SENSEG statements when the target segment is not a root segment to make the appropriate corrections, run the PSBGEN utility again, and run the ACBGEN utility with a BUILD statement for the PSB.

Correct the invalid SENSEG statements using the following rules:

- If the target segment is not a root segment:
 - All direct parent segments from the root segment to the target segment must be specified in physical order of the database structure.
 - The direct parent segments of the target segment are accessible. If you do not want a direct parent segment of the target segment to be returned, specify the PROCOPT=K operand on the SENSEG statement for that direct parent segment.
 - The child segments of the target segment are accessible. If you want to access a child segment of the target segment, specify a SENSEG statement for that child segment.

- Segments that are not the direct parent segments of the target segment or the child segments of the target segment are not accessible. The segments that are not accessible cannot have a SENSEG statement specified.
- If the target segment is a root segment, all segments under the target segment are accessible.

Module: DBFUDLB0

DFS2296A INCORRECT INPUT LOG DD SPECIFICATION

Explanation: One of the following occurred:

- A DD DUMMY was specified for an input log.
- Multiple DD statements were specified, but a correct ddname or order, or both was not specified.

System action: The Database Backout utility, DFSBBO00, terminates with a return code X'3C'.

Programmer response: Correct the JCL and rerun the job.

DFS2297 PURGE KEYWORD IS INVALID, LINK NOT CTC

Explanation: A /PSTOP LINK PURGE command was entered, but link is not channel-to-channel.

System action: The command is not executed.

Master terminal operator response: Reenter the command with only one channel-to-channel link.

DFS2298A NEED MORE LOG DATA SETS FOR BACKOUT OF PSB *psbname*

Explanation: A job that needs to be backed out does not have a sync point within the series of log data sets provided as input to Batch Backout. Batch Backout must be rerun with earlier log data sets included along with the log data sets used in the run that gave this message.

System action: The job terminates with a condition code of 64 before any backout is attempted.

Programmer response: Rerun Batch Backout, and include earlier log data sets along with the log data sets used in this run.

DFS2299A OPEN MNPS ACB WAS NOT SUCCESSFUL REG15=*xx* ACBERFLG=*yyy*, REPLY RETRY OR CANCEL

Explanation: After three attempts and still failing to open the MNPS ACB during an MNPS XRF takeover, the alternate IMS system will issue the WTOR and await a reply from the operator. *xx* is the OPEN return code in register 15, and *yyy* is the ACB error field returned by VTAM. These values are displayed as a

decimal number. With a reply of RETRY, the alternate IMS will attempt another three times, if necessary, to open the ACB. With a reply of CANCEL, the alternate system will stop attempting to open the ACB and resume the takeover process. Any reply other than RETRY or CANCEL is invalid, and the WTOR will be re-issued.

System action: IMS waits for a reply from the operator.

Operator response: Correct the problem and reply to the WTOR.

System programmer response: For a detailed explanation of the error codes, see *z/OS Communications Server: SNA Messages*, *z/OS Communications Server: SNA Programming*, and *z/OS Communications Server IP and SNA Codes*.

Module: DFSHCI00

DFS2300I **IMS-MS VERIFICATION UTILITY-RUN**
 aaaaaaa mm/dd/yy hh:mm:ss

Explanation: aaaaaaaa is the day of the week, mm/dd/yy is the date, and hh:mm:ss is the time.

System action: Input validation continues.

Chapter 50. DFS messages, DFS2301I - DFS2350I

This topic contains the following messages:

DFS2301I INPUT xxx...

Explanation: xxx... is the input statement read from the SYSIN data set.

System action: Input validation continues.

DFS2302I SYSTEM MODULES

Explanation: This message is a header. For a list of module names see DFS2303I.

System action: Input validation continues.

Related information:

DFS2303I

DFS2303I aaaaaaaaa

Explanation: aaaaaaaaa is a module name built from valid input.

System action: Input validation continues.

Programmer response: Ensure that these names are the modules to be verified.

DFS2304X xxx-CONTAINS A NON-NUMERIC CHARACTER

Explanation: xxx contained a character other than a digit. Valid suffixes are 1 to 255.

System action: Validation of input data is completed. No further processing occurs because the input data is invalid.

Programmer response: Input data must be numeric, from 1 to 255. Correct the invalid input data and rerun the program.

DFS2305X aaaa-MORE THAN THREE DIGITS

Explanation: Input data aaaa contained more than three digits.

System action: Validation of input data is completed. No further processing occurs because input data is invalid.

Programmer response: Input data must be numeric, from 1 to 255, and expressed as a 1 to 3-digit number.

DFS2306X aaa-IS NOT IN THE RANGE FROM 1 TO 255

Explanation: Input data aaa was less than 1 or greater

than 255; it must be numeric from 1 to 255.

System action: Validation of input data is completed. No further processing occurs because input data is invalid.

Programmer response: Correct the invalid input data and rerun the program.

DFS2307X aaa-IS A DUPLICATE SUFFIX

Explanation: Input data aaa was already specified as input data. Input suffixes must appear only once for each program execution.

System action: Validation of input data is completed. No further processing occurs because input data is invalid.

Programmer response: Correct the invalid input data and rerun the program.

DFS2308X AT LEAST TWO SYSTEMS MUST BE SPECIFIED

Explanation: There was no input data supplied, the input contained less than two valid suffix entries, or a blank was encountered. Input processing on a statement is terminated when the first blank is found.

System action: Processing terminates.

Programmer response: Check that two or more valid suffixes were specified, that there are no embedded blanks in the input data, and that column 1 is not blank. Rerun the program.

DFS2309X PERMANENT I/O ERROR READING DIRECTORY

Explanation: A return code of 8 resulted from a BLDL macro call.

System action: Processing terminates.

Programmer response: See the information on the BLDL macro completion codes.

Related reference:

 z/OS: BLDL completion codes

DFS2310X MODULE-DFSMSaaa-NOT FOUND

Explanation: The BLDL searched the directory and did not find module DFSMSaaa. aaa represents the variable portion of the module name.

System action: Processing terminates.

Programmer response: Determine that the correct library is being accessed, the input data specifies the correct module suffixes to be processed, and module DFSMS aaa is in the library.

DFS2311X PARTNER ID aa DEFINED MORE THAN TWICE AND IGNORED

Explanation: ID aa was defined in logical links in three or more systems.

System action: The logical links are noted as being in error and, when referenced in the verification process, are treated as if they were not defined. The verification process continues.

Programmer response: See DFS2312I. Correct this condition before the logical links are included in the subsequent verification process.

Related information:

“DFS2312I”

DFS2312I aa IN LOGICAL LINK bbb DEFINED IN DFSMS ccc

Explanation: A partner ID can be referenced in only two systems, but one that appears in three or more was detected. aa is the 2-character partner ID. bbb is the logical link number where the partner ID is defined. ccc is the module suffix where the partner ID—logical link number—is defined. See DFS2311X. At least three of these messages are printed, one for each system that defines this partner ID.

System action: Verification continues without this logical link number being included in the subsequent verification process.

Programmer response: Determine which two references are correct and change the rest.

Related information:

“DFS2311X”

DFS2313X INCONSISTENT ATTRIBUTES IN MSPLINKS ASSOCIATED WITH PARTNER ID aa

Explanation: Physical links were defined in the logical link definitions in two systems for partner ID aa , but the attributes of the physical links are not compatible. DFS2314I lists the incompatibility.

System action: Verification continues.

Programmer response: See DFS2314I for more information.

Related information:

“DFS2314I”

DFS2314I DFSMS aaa LOGICAL LINK bbb MSPLINK $ccccccc$ DEFINED TYPE= ddd , BUFSIZE= $eeeeefffffffffff$

Explanation: DFSMS aaa is the system module name in which bbb is the logical link number. One of the attributes of the physical links assigned to the logical link is incompatible.

- aaa is the system module suffix
- bbb is the logical link number
- $cc...cc$ is the physical link name
- ddd is the physical link type which can be:
 - BSC** stands for BISYNC
 - MTM** stands for main storage-to- main storage
 - CTC** stands for channel-to-channel
 - VTAM** stands for synchronous data link control (SDLC) communications
- $eeee$ is the buffer size
- $ff..ff$ present only if the physical link type is BSC or VTAM
- TYPE=BSC**
 - CONTROL=YES or CONTROL=NO (One BSC system must specify CONTROL=YES, and one must specify CONTROL=NO.)
- TYPE=VTAM**
 - SESSION= nnn (where nnn is the maximum number of parallel sessions allowed for this MSC/VTAM link.)

System action: Verification continues.

Programmer response: See message DFS2313X and correct the invalid attributes in the system.

Related information:

DFS2313X

DFS2315I DFSMS aaa LOGICAL LINK bbb ID cc NOT ASSIGNED MSPLINK CORRESPONDING TO $ddddddd$ IN DFSMS eee

Explanation: DFSMS aaa is the system module name in which bbb is the logical link number. This link does not have a physical link assigned. The corresponding logical link with the partner ID cc in DFSMS eee has physical link $ddddddd$ assigned to it.

System action: Verification processing continues.

Programmer response: Determine if the physical link is to be assigned at system definition or at execution. If it is to be assigned at definition, correct and rerun the program. If it is to be assigned at execution, ignore this physical link error message.

DFS2316W DFSMS_{aaa} MSPLINK *bbbbbbb*
 NODENAME *ccccccc* DOES NOT
 MATCH APPLID *ddddddd* IN
 DFSMS_{eee}

Explanation: In the MSVERIFY control block module DFSMS_{aaa}, the physical link *bbbbbbb* defined with VTAM nodename (NAME=*ccccccc*) on the MSPLINK macro does not match the APPLID=*ddddddd* defined on the COMM macro of the partner MSVERIFY control block module DFSMS_{eee}.

Either the VTAM APPLIDs of the IMS system and its partner do not match or were statically specified (for example, APPLID=NONE was specified on the COMM macro) during system definition. This is not an error if the VTAM application program names that are resolved at IMS execution-time match (for example, VTAM APPLID of IMSA matches the partner nodename). For more information about VTAM application program naming conventions, see the VTAM publications.

System action: Verification continues.

Programmer response: Verify that the APPLID names conform to VTAM naming conventions. If they do not, make the necessary changes and rerun the verification program.

Problem determination: None.

DFS2317X PARTNER ID *aa* IN LOGICAL LINK *bbb*
 WITHIN DFSMS_{ccc} IS NOT DEFINED
 IN A SECOND SYSTEM

Explanation: A partner ID must be referenced in two systems. *aa* is the 2-character partner ID. *bbb* is the logical link number where the partner ID is defined. *ccc* is the module suffix where the partner ID—logical link number—is defined.

System action: This path is flagged as not complete and verification continues.

Programmer response: Determine which system definition is incomplete. Correct and rerun the program.

DFS2318X SYSID *sysid* HAS AN INVALID LOOP

Explanation:

sysid is the 4-digit SYSID in the SYSID tables for which an invalid path has been found. DFS2319I further describes the error.

System action: Verification processing continues.

Programmer response: See DFS2319I for SYSID *aaa*.

Related information:
 “DFS2319I”

DFS2319I DFSMS_{aaa} MSNAME *bbbbbbb*
 PARTNER ID *cc* LOGICAL LINK *ddd*
 INVOLVED IN LOOP

Explanation: *aaa* is the module suffix. *bbbbbbb* is the MSNAME. *cc* is the PARTNER ID. *ddd* is the logical link number for the SYSID in this system. A loop means the logical link path defined loops back to itself without going to the local SYSID.

System action: This path is flagged as invalid and verification processing continues.

Programmer response: More than one of these messages is issued, each describing a SYSID path in a different system. Determine if the MSNAME references the wrong SYSIDs, if the MSNAME is connected to the wrong logical link number, or if the logical link definition uses the wrong partner ID.

Correct, and rerun the program.

DFS2320X DFSMS_{aaa} SYSID *sysid* IS NOT
 DEFINED

Explanation:

aaa is the module suffix name; *sysid* is the 4-digit SYSID. The referenced SYSID in system DFSMS_{aaa} was not specified in an MSNAME definition. Either the referencing system is in error by establishing a path to this DFSMS_{aaa} system, or this DFSMS_{aaa} system definition is not correct because the MSNAME definition does not correctly reference the SYSID *sysid*.

System action: Verification processing continues.

Programmer response: Determine the system in error, correct the error, and rerun the program.

DFS2322I TRANSACTION DEQUEUED BY
 OPERATOR

Explanation: You used the /DEQ or QUE TRAN OPTION(DEQ_{xxx}) command to dequeue the transaction before executing the transaction.

System action: The APPC or OTMA conversation has been deallocated.

User response: Resubmit the transaction.

DFS2323X NO LOCAL DEFINED FOR SYSID *sysid*

Explanation:

Within the total multiple systems configuration being verified, *sysid* which is the 4-digit SYSID, has no local SYSID defined, and is referenced by another system.

System action: Verification processing continues.

Programmer response: Determine where the local SYSID should be defined and define an MSNAME accordingly, or do not see this SYSID in any system. Rerun the program.

DFS2324X MORE THAN ONE LOCAL DEFINED FOR SYSID *sysid*

Explanation:

sysid is the 4-digit SYSID being scanned. In the scan of this SYSID for the total multiple systems configuration, the utility encountered more than one system where this SYSID is defined as local.

System action: Verification processing continues.

Programmer response: Review the total multiple systems configuration. Determine where the local for that SYSID should be and redefine the systems referenced in DFS2325I, which follows this message.

Correct the error, and rerun the program.

Related information:

"DFS2325I"

DFS2325I LOCAL DEFINED FOR DFSMS_{aaa}

Explanation: *aaa* is the suffix in which a local system is defined. This message is displayed with DFS2324X.

System action: Verification processing continues.

Programmer response: See DFS2324X.

Related information:

DFS2324X

DFS2326X DFSMS_{aaa} SYSID *sysid*-MSNAME *ccccccc* HAS NO PATH TO LOCAL SYSID THROUGH DFSMS_{ddd}

Explanation:

aaa is the suffix of the system module. *sysid* is the 4-digit SYSID. *ccccccc* is the MSNAME. IMS encountered a previous error that prevented system DFSMS_{aaa} from providing a path to the local system through DFSMS_{ddd} at SYSID *sysid*.

System action: Verification processing continues.

Programmer response: A previous message references SYSID *sysid*, and is probably the cause of the error. Alternatively, the partner ID in the logical link assigned to SYSID *sysid* was in error. Correct the previous errors for SYSID *sysid* and rerun the program.

DFS2327I DFSMS_{aaa} SYSID *sysid* OR MSNAME *ccccccc* SHOULD NOT BE ASSIGNED TO LOGICAL LINK *ddd*

Explanation:

aaa is the system module suffix. *sysid* is the 4-digit SYSID. *ccccccc* is the MSNAME. *ddd* is the logical link number. Assigning SYSID *sysid* or MSNAME *ccccccc* to logical link *ddd* would cause an invalid path to the local SYSID. This message is only issued if PARM=ALL is specified in the execute statement.

System action: Verification processing continues.

Programmer response: Do not make the assignment specified.

DFS2330I DFSMS_{aaa} SYSID *sysid* *cccc* *ddddddd* NOT VERIFIED

Explanation:

aaa is the system module suffix. *sysid* is the 4-digit SYSID. *cccc* is either TRANS or LTERM. *ddddddd* is the TRANS/LTERM name. A previously determined error condition caused this TRANS/LTERM not to be verified. A DFS2323X message or a DFS2324X message was displayed for the SYSID.

System action: Verification processing continues.

Programmer response: Correct the original problem as referenced in DFS2323X or DFS2324X. Rerun the program.

Related information:

"DFS2323X" on page 501

"DFS2324X"

DFS2331X DFSMS_{aaa} SYSID *sysid* *cccc* *ddddddd* IS NOT DEFINED WITHIN DFSMS_{eee} LTERM *ddddddd* MAY BE A DYNAMIC RESOURCE

Explanation:

A remote TRANS or LTERM cannot be found in DFSMS_{eee}, in which the SYSID, *sysid*, is defined as local.

In the message text:

```
sysid   the 4-digit SYSID
cccc   TRANS or LTERM
ddddddd
           the TRANS or LTERM name
```

If the resource not defined is an LTERM, the resource can be dynamically created in the remote system. This should be verified manually.

System action: Verification processing continues.

System programmer response: This message occurs when:

- The TRANS or LTERM references the wrong remote SYSID.
- The TRANS or LTERM is not defined in the system specified.
- The LTERM is defined as remote in the specified system.
- The LTERM is a dynamically created resource in the remote system.

If the LTERM is intended to be a dynamically created resource, this message can be ignored. Otherwise, determine why the LTERM was created dynamically, correct the erroneous condition, and rerun the program.

Problem determination: 1, 6, 10

Related information:

Chapter 2, "IMS problem determination," on page 13

DFS2332X **SYSID** *sysid* **TRANS** *bbbbbbbb* **HAS INCOMPATIBLE ATTRIBUTES BETWEEN SYSTEMS**

Explanation:

Variable *sysid* is the 4-digit remote SYSID referenced by transaction *bbbbbbbb*. This message will be followed by two DFS2333I messages that display the attributes of transactions in the two systems.

System action: The transaction description message will be displayed for both systems; then verification processing continues.

Programmer response: See the description for DFS2333I.

Related information:

"DFS2333I"

DFS2333I **DFSMS***aaa* *bbbbbb*,**MSGTYPE**=*ccccccc*,
INQUIRY=*ddd,eeeeee,ffffff,ggggg*

Explanation: In the message text:

aaa System module suffix.

bbbbbb Either REMOTE or LOCAL.

cccccc SINGLSEG or MULTSEG.

ddd YES or NO.

eeeeee RECOVER or NORECOV.

ffffff FPATH=YES or SPA=*nnn*, where *nnn* is the SPA size.

ggggg The type of SPA—FIXED or BLANK.

System action: Verification processing continues.

Programmer response: Determine which system has the incorrect attributes and correct them. Rerun the program.

DFS2334X **DFSMS***aaa* **SYSID** *sysid* *cccc* *ddddddd*
HAS NO RETURN PATH TO DFSMS*eee*

Explanation: *eee* is the system module suffix in which *cccc* (TRANS or LTERM), named *ddddddd*, has defined the 4-digit SYSID, *sysid*, as the return path. SYSID *sysid* is undefined, or is defined as a local.

System action: Verification processing continues.

Programmer response: Determine whether SYSID *sysid* should be defined as remote in system DFSMS*aaa* or if DFSMS*eee* (TRANS or LTERM *ddddddd*) defined the wrong SYSID for the return path. Correct the system, and rerun the program.

DFS2335I **DFSMS***aaa* **SYSID** *sysid* *cccc* *ddddddd*
RETURN PATH TO DFSMS*eee* **NOT VERIFIED**

Explanation:

aaa is the processing system module suffix. *sysid* is the 4-digit return SYSID. *cccc* is either TRANS or LTERM. *ddddddd* is the TRANS/LTERM name. *eee* is the originating system module suffix. A previously determined error condition caused this TRANS/LTERM return path not to be verified. A DFS2324X message is displayed for SYSID *sysid*.

System action: Verification processing continues.

Programmer response: Correct the original problem referred to in DFS2324X. Rerun the program.

Related information:

"DFS2324X" on page 502

DFS2336A **INSUFFICIENT STORAGE TO ACQUIRE SBPSS CONTROL BLOCK**

Explanation: IMS was unable to acquire enough storage from the CSA (Common Storage Area) to build the SBPSS, a control block used by Sequential Buffering (SB) in an IMS online environment.

System action: The IMS online system can no longer use Sequential Buffering.

User response: Provide more virtual storage for IMS.

DFS2337A **INSUFFICIENT STORAGE TO ACQUIRE PST EXTENSION FOR SEQUENTIAL BUFFERING**

Explanation: IMS was unable to acquire a PST extension used for Sequential Buffering.

System action: The IMS online system can no longer use Sequential Buffering.

User response: For IMS DB/DC with LSO=N, allocate more CSA storage; for IMS DB/DC with LSO=N, IMS batch, or DBCTL, allocate more private storage.

DFS2338I *xxxxxxx* **CAN NOT BE LOADED,**
RC=*nn*

Explanation: The IMODULE macro was unable to load module *xxxxxxx*. For an explanation of IMODULE return code *nn*, see the IMODULE return code information.

System action: IMS cannot use Sequential Buffering.

User response: Correct the error based on the code returned from the IMODULE macro.

Related reference:

 IMODULE return codes (Messages and Codes)

DFS2339I SEQUENTIAL BUFFERING UNABLE TO ISSUE ERROR MESSAGE

Explanation: Sequential Buffering was unable to acquire a work area used for issuing an error message.

System action: IMS sends this message instead of the one it intended to send.

User response: Allocate more virtual storage for IMS.

DFS2340I CONTROL CARDS IN //DFSCCTL CONTAIN ERRORS, JOBNAME=xxxxxxx

Explanation: The Sequential Buffering (SB) control statements in the //DFSCCTL data set for JOB xxxxxxxx contained one or more errors. DFS messages describing the errors were previously written to the JES log for the job, as well as to the z/OS consoles.

System action: DFS messages were written to the JES log for the job and to the z/OS consoles.

User response: See the DFS messages written to the JES log for the job and to the z/OS consoles.

DFS2341I SPARSE|PARTITION EXIT *exitname* FOR DEDB *dedbname* IS LOADED|DELETED

Explanation: The sparse routines or partition selection routines were either deleted or reloaded.

In the message text:
exitname

The name of the exit routine that was deleted or reloaded

dedbname

The name of the DEDB

System action: Processing continues.

User response: No action is required.

Module: DBFMSIU0

DFS2342E IMS *ver.rel* REQUIRES *facility*

Explanation: An IMS address space could not be started because IMS required a system facility that was unavailable. Facilities that prevent IMS from starting can include hardware (including not having a particular hardware level or facility) and software (including not having a required software component installed or at the correct level).

The information in the messages is:

ver.rel The IMS version and release level.

facility The facility IMS needed that was unavailable. The value of facility can be one of the following:

Z/ARCHITECTURE MODE

IMS can only run on processors running in z/Architecture mode. ESA

and below is no longer supported. You must either re-IPL your z/OS system in z/Architecture mode, or you must move the IMS address space to a different machine that is running in z/Architecture mode.

64-BIT VIRTUAL SUPPORT

You can only run IMS on a z/OS release that has 64-bit virtual storage support. If you receive this message, then you are running IMS under a non-supported z/OS level that does not allow 64-bit virtual storage. You must upgrade your z/OS to the minimum level for the current release of IMS.

LONG DISPLACEMENT FACILITY


IMS Version 12 and later can only execute on processors that have the Long Displacement Facility hardware. If you are running IMS on an IBM eServer zSeries 900 (z900, machine type 2064), the machine must be at a GA2 level (microcode level 3G or later) to enable the Long Displacement Facility. For all other zSeries machine types, the Long Displacement Facility is always present.

System action: IMS terminates with an abend 0684, and the address space does not start.

System programmer response: Make the facility indicated available on the machine on which you run IMS, or else run IMS on a different machine that has the indicated facility.

Module: DFSVCI00

Related information:

 IMS abend 0684

DFS2343A - //SYSIN CONTROL CARDS CONTAINS ERROR(S)

Explanation: The SB test program control statements in the //SYSIN data set contained one or more errors.

You can find more detailed error descriptions in the //SYSPRINT data set immediately after the listing of the incorrect control statements.

System action: IMS abnormally terminates the SB test program.

User response: Correct the errors based on error descriptions following the listing of each incorrect control statement in the //SYSPRINT data set.

DFS2344I NBR OF SELECTED IMAGE-CAPTURE RECORDS FROM SYSUT1= nnnnnnnnn

Explanation: *nnnnnnnnn* indicates the number of image capture records the Sequential Buffering (SB) test program selected to process, including the number of image capture records that cannot be processed.

DFS2345W NBR OF SELECTED RECORDS SKIPPED WITH BLOCK-NBR OUTSIDE OF DB DATA SET: nnnnnnnnn

Explanation: The Sequential Buffering (SB) test program (DFSSBHD0) did not process some of the image capture records in the //SYSUT1 data set because the relative block number in the image capture records was outside the actual limits of the database data set.

This error can happen only when **all** of the following conditions occur:

- The databases were reorganized between the original image capture and the execution of the test program.
- The database reorganization reduced the number of blocks in the database data sets.
- A DBIO YES control statement was provided in the //SYSIN data set.

System action: The SB test program does not process those image capture records having relative block numbers outside the actual database data set limits.

User response: The reprocessing of the image capture records by the SB test program will not match the processing of the application that generated the image capture log records. Investigate running the SB test program without a DBIO YES control statement.

DFS2346W NBR OF SELECTED RECORDS SKIPPED BECAUSE DB DATA SETS ARE NOT OPEN: nnnnnnnnn

Explanation: The Sequential Buffering (SB) test program (DFSSBHD0) did not process some of the image capture records in the //SYSUT1 data set because IMS was unable to open some of the specified database data sets.

z/OS or IMS, or both, messages that usually precede this message describe more fully why the database data sets could not be opened.

System action: The SB test program does not process those image capture records belonging to the data sets that are not open.

User response: The reprocessing of the image capture log records by the SB test program will not match the processing of the application that generated the image capture records.

Correct the error based on previously issued IMS or z/OS messages, or both. Make sure that all required DD statements for the database data sets and

//DFSVSAMP specifications are present and correct.

DFS2347A INITIALIZATION ERROR

Explanation: IMS was unable to acquire enough virtual storage for some smaller work areas at IMS initialization time.

System action: IMS terminates abnormally.

User response: Allocate more private storage for IMS.

DFS2348W INTERFACE ERROR BETWEEN DFSSBIO0 AND OSAM FOR PSB=xxxxxxxx, DDN=yyyyyyyyy

Explanation: IMS detected an interface error between the DFSSBIO0 module and the OSAM access method. This problem is an IMS error.

System action: IMS creates SNAP dumps and deactivates the use of Sequential Buffering (SB) for the current application. If the application is running in a batch region, it is terminated abnormally.

User response: Allocate more virtual storage for IMS.

DFS2349W LENGTH OF NEXT AREA MIGHT BE INCORRECT

Explanation: An IMS dump-formatting module was requested to format an area that seems unreasonably long.

System action: The IMS dump-formatting module formats only the beginning of the requested area, if possible.

User response: No action is required.

DFS2350I SNAP-WORKAREA CAN NOT BE GETMAINED

Explanation: IMS module DFSSBSN0 was unable to acquire a work area to SNAP Sequential Buffering (SB) control blocks or areas.

System action: IMS abnormally terminates the application.

User response: For IMS DB/DC with LSO=N, allocate more CSA storage; for IMS DB/DC with LSO≠N, IMS batch, or DBCTL, allocate more private storage.

Chapter 51. DFS messages, DFS2351A - DFS2400I

This topic contains the following messages:

DFS2351A SB NOT OPERATIONAL: SOFTWARE PROBLEMS PREVENT USAGE OF SB

Explanation: IMS software problems prevent further use of Sequential Buffering (SB) during the current IMS run. Previous messages to the z/OS or MTO consoles, or both, describe the type of software problem.

System action: IMS does not use SB during the rest of the current IMS execution.

User response: Correct the problem based on the error messages IMS previously issued.

DFS2352W SOME SB CONTROL BLOCKS COULD NOT BE GETMAINED

Explanation: IMS software problems prevented a successful GETMAIN of some Sequential Buffering (SB) control blocks.

System action: The application program has partial or no benefit from Sequential Buffering.

User response: Allocate more virtual storage for IMS, if appropriate. A previously issued message tells what storage was not acquired by GETMAIN.

DFS2353W SOME SB BUFFERS COULD NOT BE GETMAINED

Explanation: IMS software problems prevented a successful GETMAIN of some Sequential Buffering (SB) buffers.

System action: The application program has partial or no benefit from Sequential buffering.

User response: For IMS DB/DC with LSO=N, allocate more CSA storage; for IMS DB/DC with LSO=N, IMS batch, or DBCTL, allocate more private storage.

DFS2354W MAXSB= LIMIT EXCEEDED

Explanation: The MAXSB storage limit specified in member DFSVSMxx of IMS.PROCLIB (for IMS online) or the //DFSVSAMP data set (for batch) was exceeded. The MAXSB limit specifies the maximum amount of storage that IMS can allocate for Sequential Buffering (SB) buffers.

System action: The application program has partial or no benefit from SB.

User response: Increase the MAXSB limit, if appropriate.

DFS2355W SOME SB BUFFERS OR BLOCKS COULD NOT BE PAGE-FIXED

Explanation: IMS was unable to page fix Sequential Buffering (SB) buffers or control blocks, possibly because real storage was unavailable.

System action: The application program has partial or no benefit from SB.

User response: If too much buffer space is allocated to SB, decrease this amount, if appropriate.

DFS2356W IOSB OR ITASK BLOCKS COULD NOT BE ACQUIRED

Explanation: Sequential Buffering (SB) was unable to acquire enough OSAM IOSB or ITASK-related control blocks to provide the maximum amount of overlapped I/O.

System action: The amount of overlapped SB I/O for the application program or utility is limited.

User response: If message DFS2342I was previously issued, investigate using a larger value for the IOB parameter when you start the IMS batch JCL procedure.

DFS2357W OPEN FOR DBD=xxxxxxx NOT SUCCESSFUL

Explanation: IMS was unable to open a database PCB for DBD xxxxxxx.

System action: The Sequential Buffering (SB) test program (DFSSBHD0) continues to run. If the unopened database PCB is associated with image capture records in the //SYSUT1 data set, the SB test program does not process the records and prints the number of unprocessed records at the end of the job step in message DFS2346W.

User response: Correct the error based on messages related to OPEN problems if message DFS2346W is printed at the end of the job step. Otherwise, ignore this message.

Related information:

“DFS2346W” on page 505

DFS2358I NO STORAGE AVAILABLE FOR DFSERA20 - WORKAREA

Explanation: The GETMAIN for the DFSERA20 dynamic work area failed to acquire the required space.

DFS2359I • DFS2367E

System action: The caller of DFSERA20 is returned to and IMS does not take a SNAP memory dump.

User response: Increase address space to obtain the requested work area.

DFS2359I - DFSCIR NOT SUCCESSFUL FOR PSB=xxxxxxx, ERROR CODE=yyy

Explanation: IMS was unable to initialize an ITASK for the overlapped sequential I/O for PSB xxxxxxx. The DFSCIR macro returned error code yyy in register 15.

System action: Sequential Buffering (SB) does not use overlapped sequential read for some PCBs or database data sets, or both.

User response: Contact IBM Software Support for assistance in determining the problem.

DFS2360I XCF GROUP JOINED SUCCESSFULLY.

Explanation: IMS has joined the OTMA XCF group successfully.

System action: Processing continues.

Module: DFSYJL00

DFS2361I XCF GROUP CLOSED SUCCESSFULLY.

Explanation: IMS has left the OTMA XCF group successfully.

System action: Processing continues.

Module: DFSYJL00

DFS2362I XCF GROUP JOIN FAILURE. ALREADY JOINED.

Explanation: IMS cannot join an OTMA XCF group if it is already a member of that group.

System action: Processing continues using the original XCF group.

Programmer response: Check the /START OTMA command and reissue if necessary.

Module: DFSYJL00

DFS2363I XCF GROUP CANNOT BE JOINED. NOT APF AUTHORIZED.

Explanation: IMS was not APF-authorized and therefore was not able to join the OTMA XCF group.

System action: Processing continues with OTMA disabled.

System programmer response: Ensure IMS is APF-authorized.

Module: DFSYJL00

DFS2364E RC=rc REASON=reason XCF JOIN FAILURE.


Explanation: IMS cannot join the OTMA XCF group due to the indicated four-byte XCF return and reason codes (from IXCJOIN).

System action: Processing continues with OTMA disabled.

Programmer response: Check the meaning of the return and reason codes, and correct the error.

Module: DFSYJL00

Related reference:

 z/OS: IXCJOIN return and reason codes

DFS2365I CANNOT LEAVE XCF GROUP. NOT JOINED.

Explanation: IMS cannot leave an OTMA XCF group if it is not a member of that group.

System action: Processing continues.

Programmer response: Check the /STOP OTMA command and reissue if necessary.

Module: DFSYJL00

DFS2366E PARTITION SPECIFIED IN PROCSEQD OPERAND IS NOT THE FIRST PARTITION FOR PCB pcbname IN PSB psbname

Explanation: User partitioning is requested for a Fast Path HISAM or SHISAM secondary index database. However, the user partition database specified in PROCSEQD on the PCB statement is not the first user partition in the user partition group as defined in NAME operand of the LCHILD statement in the primary DEDB database DBD.

System action: The ACB Maintenance utility stops processing for the PSB. The primary PSB identified in the message is deleted from the ACB library. The ACB Maintenance utility continues to run and the return code is set to 8.

Programmer response:

1. Change the PROCSEQD operand on the PCB statement to specify the first user partition database in the user partition group.
2. Run the PSBGEN utility again.
3. Run the ACB Maintenance utility for the PSB.

Module: DBFUDLB0

DFS2367E DFS2367E PSELOPT OPERAND IS SPECIFIED BUT USER PARTITIONING IS NOT REQUESTED FOR PCB pcbname IN PSB psbname

Explanation: User partitioning is not requested for

Fast Path HISAM secondary index databases or Fast Path SHISAM secondary index databases. Only one secondary index database is specified in the NAME operand on the LCHILD statement in the primary DEDB database DBD. However, the partition selection option (PSELOPT) operand is specified on the PCB statement for the primary DEDB database.

System action: The ACB Maintenance utility stops processing for the PSB. The primary PSB identified in the message is deleted from the ACB library. The ACB Maintenance utility continues to run and the return code is set to 8.

Programmer response:

1. Remove the PSELOPT operand on the PCB statement.
2. Run the PSB Generation utility again.
3. Run the ACB Maintenance utility for the PSB.

Module: DBFUDLB0

DFS2368I OIC TCB INITIALIZATION COMPLETE

Explanation: The OTMA server task control block (TCB) is initialized and the OTMA server is ready for processing.

System action: Processing continues.

Module: DFSYCTL0

DFS2369I OIM TCB INITIALIZATION COMPLETE

Explanation: The OTMA client task control block (TCB) is initialized and the OTMA client is ready for processing.

There is one OIM TCB for each TMEMBER. As the OTMA workload requires, new TCBs can be initialized during an IMS session. Each time this process happens, this message is issued.

System action: Processing continues.

Module: DFSYIM00

DFS2370I INVALID RETURN CODE *rc* FROM USER EXIT *exitname*

Explanation: A user exit routine returned an invalid return code.

In the message text:

rc The 2-byte return code.

exitname

The 8-byte user exit routine name. The routine is usually DFSYPRX0 or DFSYDRU0.

Programmer response: Correct the exit routine.

Module: DFSYFND0

DFS2371I OTMA DRU OVERRIDE LIMIT REACHED

Explanation: The override limit was reached for a DFSYDRU0 exit routine, and the routine attempted to specify a new client to which to route messages. Only one DFSYDRU0 exit can specify a new client.

Programmer response: Correct the DFSYDRU0 exit routine, especially the client override logic.

Module: DFSYFND0

DFS2372I INVALID MEMBER NAME SET BY DFSYPRX0

| **Explanation:** An OTMAYPRX user exit routine
| specified an OTMA transaction, but did not specify an
| OTMA client name. This message is issued only when
| the transaction is entered from a non-OTMA source.

| **Programmer response:** Correct the OTMAYPRX user
| exit, especially the client override logic.

Module: DFSYFND0

DFS2373I OTMA DRU OVERRIDE TO INVALID TMEMBER

Explanation: A DFSYDRU0 user exit routine requested to use a new client. However, the client name specified was either not provided or was the same as the current client for which the exit was called.

Programmer response: Correct the DFSYDRU0 exit routine, especially the client override logic.

Module: DFSYFND0

DFS2374W OTMA GROUP NAME HAS CHANGED FROM *oldname* TO *newname*.

Explanation: During a warm or emergency restart, IMS was joining the XCF group *newname* for OTMA processing. However, this group is different from the group name *oldname* contained in restart log records.

| This message appears on the IMS master terminal and
| the write-to-operator (WTO) terminal.

Programmer response: Ensure that the group name *newname* specified in the startup procedure is correct.

Module: DFSYRST0

DFS2375W IMS HAS CHANGED ITS OTMA MEMBER NAME FROM *oldname* TO *newname*.

Explanation: During a warm or emergency restart, IMS was connecting to an OTMA client *newname* which is different than the client name *oldname* contained in restart log records.

| This message appears on the IMS master terminal and

the write-to-operator (WTO) terminal.

Programmer response: Ensure that the client name *newname* is known to all OTMA clients that connect to IMS.

Module: DFSYRST0

DFS2376W IMS OTMA MEMBER NAME *name* IS THE SAME AS A PREVIOUSLY ACTIVE CLIENT.

Explanation: During a warm or emergency restart, the IMS OTMA client name *name* was the same as that of an existing OTMA client. That client is no longer able to connect to IMS.

This message appears on the IMS master terminal and the write-to-operator (WTO) terminal.

Programmer response: Ensure that the IMS OTMA client name *name* is correct.

Module: DFSYRST0

DFS2377A SYSIN: end-of-file.

Explanation: The SYSIN control statement of the HALDB Migration Aid utility (DFSMAID0) was missing.

System action: The utility processing terminates.

System programmer response: Add a SYSIN control statement to the JCL and rerun the utility.

Module: DFSMAID1

DFS2378A Error parsing SYSIN.

Explanation: The SYSIN control statement of the HALDB Migration Aid utility (DFSMAID0) was incorrect. Some of the things to look for are missing blanks between parameters, or missing 'C' or 'X' immediately following KR= field.

System action: The utility processing terminates.

System programmer response: Correct the error in SYSIN control statement and rerun the utility.

Module: DFSMAID1

DFS2379A A single ' found in a character string.

Explanation: The SYSIN control statement of the HALDB Migration Aid utility (DFSMAID0) had a single quotation mark within the character string of KR= field; for example, KR=C'ZZZ'ZZ' instead of KR=C'ZZZZZZ'.

System action: The utility processing terminates.

System programmer response: Remove the single quote in the character string and rerun the utility.

Module: DFSMAID1

DFS2380A Unsorted keys in SYSIN.

Explanation: The SYSIN control statement of the HALDB Migration Aid utility (DFSMAID0) contained key ranges that are not in ascending order.

For example, the user coded KR=C'J00400' followed by KR=C'J00200'.

System action: The utility processing terminates.

System programmer response: List the key range fields in ascending order and rerun the utility.

Module: DFSMAID1

DFS2381A CTDLI ('GSCD') returned status *xx*.


Explanation: The C Language program to DLI macro with GSCD system service call returned a status code of *xx*.

System action: The utility processing terminates.

System programmer response: See an explanation of the *xx* status code received. If the problem persists, call IBM Software Support.

Module: DFSMAID1

Related reference:

 EXEC DLI commands (Application Programming APIs)

DFS2382I THE NUMBER OF OTMA TYPE D DESCRIPTORS IS NOW BELOW THE MAXIMUM OF *mmm*

Explanation: The number of OTMA destination (type D) descriptors was at the maximum value, but it is now less than the maximum.

In the message text,

mmm The maximum number of allowable OTMA destination descriptors is 510.

Programmer response: OTMA destination (type D) descriptors can once again be added by the CREATE OTMADESC command.

Module: DFSYCMR0

DFS2383E ENCOUNTERED DATABASE RECORDS LARGER THAN 16M. PLEASE USE SAMPLING AND RERUN THE UTILITY.

Explanation: The HALDB Migration Aid Utility (DFSMAID0) encountered database records larger than 16 MB. Sampling should be used.

System action: The utility terminates with RC = 103.

System programmer response: Add SAMPLE=*xxx* in the SYSIN control statement and rerun the utility.

Module: DFSMAID0

DFS2384W THE NUMBER OF OTMA TYPE *t* DESCRIPTORS IN MEMBER *member* HAS REACHED THE MAXIMUM OF *nnn*

or

THE NUMBER OF OTMA TYPE *t* DESCRIPTORS HAS REACHED THE MAXIMUM OF *nnn*

Explanation: The number of OTMA type-*t* descriptors that are defined in the OTMA DFSYDTx PROCLIB member has reached the maximum allowable number for type-*t* descriptors.

t The descriptor type, either D or M.

Type D descriptors are OTMA destination descriptors. Type M descriptors are OTMA client descriptors.

member The name of the OTMA DFSYDTx member in the IMS.PROCLIB data set that contains the descriptors.

nnn The maximum allowable number of descriptors for the descriptor type identified by *t*. You can specify a maximum of 510 for type D descriptors or a maximum of 255 for type M descriptors.

The second form of the message is displayed when the maximum value is reached as a result of adding descriptors by using the CREATE OTMADESC command.

Programmer response: No more descriptors of the listed type can be added to the member or added with a CREATE OTMADESC command unless one or more existing descriptors are deleted. Alternatively, existing descriptor definitions can be changed to refer to new clients or destinations.

Module: DFSYIDC0, DFSYCMR0

DFS2385E SYNTAX ERROR FOR DESCRIPTOR = *descriptor* *errortext*

Explanation: An OTMA descriptor parsing error has occurred. For more information, see the DFS1956E message for LU 6.2 descriptor parsing errors. *descriptor* is the 16 byte descriptor name. *errortext* is one of the following values:

- DRU COULD NOT BE LOADED
- DRU MUST BE 1 TO 8 CHARACTERS LONG
- DUPLICATE DESCRIPTOR NAME FOUND
- DUPLICATE DRU KEYWORD
- DUPLICATE EXIT KEYWORD
- DUPLICATE SYNTIMER KEYWORD
- EXIT MUST BE YES OR NO
- ILLEGAL KEYWORD
- INVALID MEMBER NAME
- MEMBER NAME LONGER THAN 16 CHAR

- MEMBER NAME NOT GIVEN OR BEGINS AFTER COLUMN 3
- NO PARAMETER GIVEN FOR THIS KEYWORD
- NON-NUMERIC CHARACTERS WERE FOUND IN THE SYNTIMER PARAMETER
- SECOND COLUMN MUST BE BLANK
- SYNTIMER MUST BE 1 TO 6 CHARACTERS LONG
- UNRECOGNIZED CHARACTERS FOUND DURING KEYWORD SEARCH

Programmer response: Correct the problem.

Module: DFSYIDC0

Related information:

“DFS1965E” on page 424

DFS2386I OTMA IS CONNECTING TO THE MEMBER *xxxxxxxxxxxxxx*

Explanation: IMS OTMA has received a connection request from a member with the XCF member name *xxxxxxxxxxxxxx*.

| This message appears on the IMS master terminal and
| the write-to-operator (WTO) terminal.

System action: OTMA makes the connection by initializing the OTMA member blocks with the connection requests and sends a confirmation message (ACK) to the OTMA member.

Programmer response: IMS automated operator interface (AOI) exits can detect this message to identify whether a particular member has connected to IMS OTMA.

Module: DFSYMOM0

DFS2387X UNABLE TO OPEN SYSOUT DATA SETS

Explanation: An OPEN error occurred while attempting to open the SYSOUT data set.

System action: The Multiple Systems Verification utility is terminated.

Programmer response: Correct the OPEN failure, and rerun the job.

DFS2388X UNABLE TO OPEN SYSIN DATA SET

Explanation: An OPEN error occurred while attempting to open the SYSIN data set.

System action: The Multiple Systems Verification utility is terminated.

Programmer response: Check the SYSIN DD statement. Correct the OPEN failure, and rerun the job.

DFS2389I XCF SEND RC=xxxxxxx
REASON=yyyyyyyyy,


Explanation: OTMA called MVS/XCF IXCMGO to issue a send, but the send failed.

Programmer response: Check the meaning of the return and reason codes.

Problem determination: 5

Module: DFSYSND0

Related reference:

 z/OS: IXCMGO return and reason codes

Related information:

Chapter 2, "IMS problem determination," on page 13

DFS2390I FP TRAN tttttt SEND FAIL.
TPIPE=pppppppp
Member=mmmmmmmmmmmmmmmmmmmm
MSG:xxxxxxx

Explanation: An application program send failed or received a NACK message from the OTMA client during the processing of transaction tttttt. MSG xxxxxxxx contains up to 40 characters of the output message being processed.

System action: The output transaction identified by this message is deleted from the IMS system.

Programmer response: Correct the cause of failed send or the NACK message from the client.

Problem determination: 5

Module: DFSYSLM0

Related information:

Chapter 2, "IMS problem determination," on page 13

DFS2391I MESSAGE DEQUEUE FAILED
DURING RESYNCH FOR TMEMBER =
xxxxxxxxxxxxxxxxx TPIPE = xxxxxxxx

Explanation: An IMS queue manager dequeue call that was issued during resynchronization failed.

| This message appears on the IMS master terminal and
| the write-to-operator (WTO) terminal.

System action: The NACK X'0026' message is generated and resynchronization for the Tpipe is stopped.

Programmer response: Contact the IBM Software Support for assistance in determining the problem.

Module: DFSYQAB0

DFS2392I COMMAND NOT ALLOWED DURING
RESYNCH

Explanation: If the /DEQUEUE command is issued while OTMA resynchronization is in progress, this message is issued.

System action: The command is not executed.

Module: DFSYCLJ0

DFS2393I SRVRESYNCH REJECTED BY
TMEMBER=xxxxxxxxxxxxxxxxx

Explanation: The OTMA client rejected the SRVresynch command issued by IMS for OTMA resynchronization.

| This message appears on the IMS master terminal and
| the write-to-operator (WTO) terminal.

System action: OTMA resynchronization stops.

Programmer response: Check the client's resynchronization logic and perform the resynchronization, if needed.

Module: DFSYMEM0

DFS2394I CLBID RECEIVED FOR
TMEMBER=xxxxxxxxxxxxxxxxx WITH
SYNCHRONIZED TPIPES

Explanation: IMS received a client-bid request, but IMS has some synchronized Tpipes that need to be resynchronized with the client.

System action: Client-bid request processing continues.

Programmer response: If the client supports OTMA resynchronization, issuing the CBresynch command is recommended.

Module: DFSYMEM0

DFS2395I XCF MESSAGE EXIT HAS
UNEXPECTED RESPONSE

Explanation: This message is issued when IMS unexpectedly receives a response message from the client.

System action: The message is rejected.

Programmer response: Turn off the response bit (TMAMCRSP) in the message prefix and resubmit the message.

Module: DFSYMGX0

DFS2396I RESET SEQUENCE NUMBER FAILED DURING RESYNCH FOR TMEBER = xxxxxxxxxxxxxxxx TPIPE = xxxxxxxx

Explanation: The IMS queue manager calls that were issued to reset recoverable sequence numbers during resynchronization failed.

| This message appears on the IMS master terminal and
| the write-to-operator (WTO) terminal.

System action: The NACK X'0027' message is generated and resynchronization for the Tpipe is stopped.

Programmer response: Contact IBM Software Support for assistance in determining the problem.

Module: DFSYQAB0

DFS2397E Error in writing record statistics to dataspace.

Explanation: The HALDB Migration Aid utility (DFSMAID0) encountered an error while writing statistics to dataspace storage. The return code from the utility indicates whether a failure occurred:

Return code (hex)


	Meaning
00	Successful
08	An error was encountered.

System action: The utility processing terminates if an error occurred.

System programmer response: If an error occurred, check the utility internal return code. For information about the utility and its return codes, see information about the HALDB Migration Aid Utility (DFSMAID0).

Module: DFSMAID1

Related reference:

 HALDB Migration Aid utility (DFSMAID0) (Database Utilities)

DFS2398W OSAM SERVICES ARE UNAVAILABLE

Explanation: The parameter IOSCB=NO is specified on the OSAMOP statement in a batch environment. This causes initialization to bypass using the OSAM access method.

System action: Processing continues without OSAM services. If OSAM services are required, a subsequent OPEN data set error results in an abend.

Programmer response: Ensure that the IOSCB=NO parameter is specified only for those batch or CICS applications that do not require OSAM services.

DFS2399I JOB TERMINATED-RETURN CODE aa

Explanation: The utility has terminated. *aa* is the return code. 00 indicates only information (I) messages were produced; 12 indicates that one or more errors were found and the program should be run again after the errors are corrected.

System action: Job terminates.

Programmer response: No action is required.

DFS2400I ERROR WHILE ATTEMPTING TO FORMAT THE ccc...ccc

Explanation: During memory dump formatting, an error was encountered while attempting to format a control block or data area. Field *ccc...ccc*, which can be up to 16 bytes in length, identifies the control block or data area being formatted.

In an online environment, memory dump storage is in the IMS memory dump Formatter.

Users of the memory dump formatter should be aware that the original cause of the abnormal termination of IMS might cause the memory dump formatter to program check.

Some of the common failures of the memory dump formatter are:

- Invalid use of save areas and their linkages. The memory dump formatter assumes that register 13 always points to a save area. The forward and backward pointers in the save area are valid. BALR 14,15 is used as standard calling convention.
- Invalid IMS control block addresses. The memory dump formatter assumes that all addresses pointing to control blocks are valid. The memory dump formatter does not validate addresses.
- Invalid IMS control block contents. The memory dump formatter assumes that all IMS control block contents are valid.

System action: For most errors, a diagnostic memory dump immediately follows this message. This diagnostic memory dump consists of the following:

- The contents of SDWA, which includes the PSW, completion code, module ID, registers, and a memory dump of the SDWA area.
- Instruction area, which includes 128 bytes of data before and after the failing instruction (total of 256 bytes).
- Communications area, which is the control block used by the IMS memory dump Formatter for intercommunication between the formatting modules.
- Save area, which is a memory dump of the save area set used by the memory dump formatter.
- The memory dump formatter module vector table.
- Dump formatter storage buffer header and prefixes (offline formatting only).
- Dump option request block storage (offline formatting only).

Following the diagnostic memory dump of the error, the memory dump formatter continues formatting the next IMS control block requested.

A diagnostic memory dump is suppressed when any of the following forms of *ccc...ccc* is received:

- 'PSB' (and there is no DL/I storage in the memory dump)
- 'AUTO OPTION PROC' (and debug was not requested)
- 'ABND DIAG. AREA'
- 'SA - EP ADDRESS'
- 'SAP'
- 'ECB PREFIX'
- 'SAVE AREA'
- 'REGISTER AREA'
- 'SA - INV FWD PTR'
- 'QUEUE BUFFERS'
- 'UEHB'
- 'LATCH LIST'
- 'ECB STORAGE'
- 'XMCI BLOCK'
- 'USE LIST (CULE)'

User response: Despite the failure of the IMS memory dump Formatter, the output might still provide enough information to help you diagnose your original problem. If the memory dump formatter output does not provide enough information, contact the IMS system programmer.

Programmer response: Use the diagnostic memory dump to determine the cause of the problem. If the diagnostic memory dump is suppressed, contact the IMS system programmer.

Chapter 52. DFS messages, DFS2401I - DFS2450I

This topic contains the following messages:

DFS2401I UNABLE TO OPEN IMSUDUMP DATA SET

Explanation: The STAE exit routine attempted to open the data set for the Formatted Dump facility processing and was unsuccessful.

System action: The STAE exit routine continues with its processing; however, no formatted memory dump is provided.

Programmer response: Make sure that the IMSUDUMP DD statement was specified correctly.

DFS2402I *jobname, stepname, unit addr, device type, ddname, op code, error description*

Explanation: The Formatted Dump facility attempted to write to the IMSUDUMP data set and an I/O error occurred.

System action: Formatted memory dump processing is discontinued.

Problem determination: Determine the error condition from the message text.

DFS2403I DYNAMIC UNALLOCATE RC=*rc* ERROR

or

DYNAMIC ALLOCATE INFORMATION CODE=*xxxx*

Explanation: IMS issued an ALLOCATE or UNALLOCATE command for a SYSABEND or SYSUDUMP data set. Either a nonzero return code or a nonzero information code was returned by SVC 99.


If RC=04, Error Code=0254 is returned by SVC 99, you requested conditional ENQUEUE on a resource that is currently unavailable. One reason for getting this return and error code would be issuing an IMS MODIFY command while a mount for a log is pending.

System action: IMS continues execution (it might be in abnormal termination processing).

Programmer response: Contact the z/OS system programmer.

Problem determination: 1, 4, 36

Related reference:

 z/OS: Interpreting error reason codes from DYNALLOC

Related information:

Chapter 2, “IMS problem determination,” on page 13

DFS2404A AN ERROR WAS ENCOUNTERED WHEN ACCESSING THE COUPLING FACILITY STRUCTURE

xxxxxxxxxxxxxxxx RSN yyy

Explanation: A batch job encountered an error while attempting to access a coupling facility structure for structure name *xxxxxxxxxxxxxxxx* for a read and register operation or a write operation.

The following list describes the reason codes and provides recommended actions.

Code (hex)

Meaning

- | | |
|------------|--|
| 238 | A loss of connection to the coupling facility occurred during a read and register operation with no data transfer. See the system console for additional connection error messages. Resolve the coupling facility failure for the batch to continue. |
| 239 | A coupling facility structure failure occurred during a read and register operation with no data transfer. See the system console for additional structure failure messages. Resolve the coupling facility failure for the batch to continue. |
| 241 | The read and register operation was purged with no data transfer. Determine why the connector failed. Resolve the coupling facility failure for the batch to continue. |
| 242 | The read and register operation failed for a reason other than loss of connection, structure failure, and operation being purged with no data transfer. Resolve the coupling facility failure for the batch to continue. |
| 243 | The structure was full during a read and register operation with a data transfer. See the system console for additional error messages. Resolve the coupling facility failure for the batch to continue. |
| 244 | The read and register operation with data transfer failed for a reason other than the structure was full. See the system console for additional error messages. Resolve the coupling facility failure for the batch to continue. |
| 245 | The structure was full during a write operation. See the system console for |

additional error messages. Resolve the coupling facility failure for the batch to continue.

246 The write operation failed due to an environmental error for other reason than structure being full. See the system console for additional error messages. Resolve the coupling facility failure for the batch to continue.

247 The cross invalidation operation failed due to an environment error. See the system console for additional error messages. Resolve the coupling facility failure for the batch to continue.

System action: The batch application program waits for the coupling facility to be available to continue processing. The system log contains possible explanations of coupling facility operation failure.

System programmer response: Resolve the coupling facility failure for the batch application to continue processing.

Problem determination: 1, 2, 3, 6

Module: DFSDMAW0

Related information:

Chapter 2, "IMS problem determination," on page 13

DFS2406I THE HALDB PARTITION SELECTION EXIT ROUTINE *rname* FOR THE HALDB master *name* IS *status*

Explanation: If the HALDB Partition Selection exit routine is not in storage and the HALDB partition DMB is allocated successfully, the status LOADED is displayed. If an existing copy is found in storage and the HALDB partition DMB is allocated successfully, the status SHARED is displayed.

After IMS successfully deletes the exit routine, if no more copies are in storage, the status GONE is displayed. Because the exit routine is re-entrant, a copy of it can remain in storage after it is deleted because it is still referenced by other databases. In this case, the status SHARED is displayed.

The following commands can load the partition selection exit routine:

- /START DB *HALDBpartition* OPEN
- UPDATE DB NAME(*HALDBpartition*) START(Access) OPTION(OPEN)

The following commands can delete the partition selection exit routine:

- UPDATE DB NAME(*HALDBmaster*) STOP(Access)
- UPDATE DB NAME(*HALDBmaster*) STOP(UPDATES)
- /DBR DB *HALDBmaster*
- /DBD DB *HALDBmaster*

Programmer response: No action is required.

Module: DFSPSM10

DFS2407W INVALID IMS OTMA OUTPUT PURGE AND REROUTE OPTIONS SPECIFIED

Explanation: IMS OTMA detected that both the CM0 output option, TMAMPCM0, and the CM0 output reroute option, TMAMHRRQ, are specified in the OTMA message prefix.

System action: Neither the CM0 output purge nor the CM0 output reroute for the OTMA output message is performed. IMS OTMA take the default action to store the output onto the asynchronous message hold queue of the inputting TPIPE.

Programmer response: Have the client of IMS OTMA examine the OTMA message prefix sent to IMS. Only one of the TMAMPCM0 or TMAMHRRQ options can be set in the OTMA state data prefix.

Module: DFSYPSI0, DFSYQAB0

DFS2408I UNABLE TO LOAD/LCT/FIX OSAM DRIVER/APPENDAGE OSAM INIT FAILED FUNC REQ=*xx* R/C=*yyyy*

Explanation: The OSAM I/O driver module (DFS AOS70) was not able to be loaded or located, or the entry point was incorrect. For an explanation of the FUNC REQ=*xx* and R/C=*yyyy* values, see message DFS2411I.

System action: Initialization terminates with abend 0071 and register 15 contains return code 8.

Programmer response: Make sure the DFS AOS70 module is in SDFSRESL with an entry point of DFS AOS70; then restart IMS.

Problem determination: 1, 2, 8, 10

Related information:

"DFS2411I" on page 517

 IMS Abend 0071

Chapter 2, "IMS problem determination," on page 13

DFS2409I CANNOT OBTAIN FIX LISTS - OSAM INIT FAILED FUNC REQ=*xx* R/C=*yyyy*


Explanation: An attempt to allocate storage for OSAM I/O initialization failed. For an explanation of FUNC REQ=*xx* and R/C=*yyyy* values, see message DFS2411I.

System action: Initialization is terminated with abend 0071. Register 15 contains return code 12.

Programmer response: Increase the IMS control region REGION size, and restart IMS.

Related information:

DFS2411I

 IMS abend 0071

**DFS2410I DATA TRANSLATION EXCEPTION OCCURRED-OSAM INIT FAILED
FUNC REQ=xx R/C=yyyyy**


Explanation: An attempt to translate fixed virtual storage addresses resulted in an error. For an explanation of FUNC REQ=xx R/C=yyyyy values, see message DFS2411I.

System action: Initialization terminates with abend 0071. Register 15 contains return code 16.

Problem determination: 1, 4, 8, 35

Related information:

DFS2411I

 IMS abend 0071

Chapter 2, "IMS problem determination," on page 13

**DFS2411I CANNOT OBTAIN IOB/IOSB-IOMA POOL-OSAM INIT FAILED FUNC
REQ=xx R/C=yyyyy**

Explanation: An attempt to allocate storage for the OSAM I/O pool was not successful. In an online environment, the storage is requested from CSA. In a batch environment, the storage is requested from either CSA or private storage. FUNC REQ=xx and R/C=yyyyy codes are described below. When R/C=yyyyy is either an IMODULE or an IMSAUTH return code, see the IMODULE return code information for an explanation of these codes.

<i>xx</i>	Description
01	I/O pool blocks not on doubleword boundary. R/C=yyyyy does not apply; abend 0723 is issued.
02	Unable to locate OSAM I/O module (DFS AOS70). R/C=yyyyy is the IMODULE return code.
03	Entry point of OSAM I/O module is invalid. R/C=4
04	Unable to obtain storage. R/C=yyyyy is the IMODULE return code.
05	Unable to page fix OSAM I/O module (DFS AOS70). R/C=yyyyy is the IMSAUTH return code.
06	Unable to obtain storage for I/O pool. R/C=yyyyy is the IMODULE return code.
07	Unable to release storage. R/C=yyyyy is the IMODULE return code.
08	Real address translation failure. R/C=4
09	An attempt was made to format an invalid I/O pool. R/C=yyyyy does not apply; abend 0723 is issued.
10	Unable to page fix I/O pool. R/C=yyyyy is the IMSAUTH return code.

System action: Initialization processing terminates with abend 0071, and IMODULE services places a return code in register 15.


Operator response: Increase CSA size, if applicable.

Programmer response: Increase the region size; then restart IMS.

Related reference:

 IMODULE return codes (Messages and Codes)

Related information:

 IMS abend 0071

DFS2412I INSUFFICIENT STORAGE TO OBTAIN OSAM BUFFER INITIALIZATION WORK AREA-OSAM INITIALIZATION FAILED

Explanation: IMODULE GETMAIN failed for the work area space. Initialization of OSAM buffer pools cannot continue.

System action: IMS terminates abnormally.

Operator response: Contact the system programmer.

Programmer response: Ensure that sufficient virtual storage exists so that GETMAIN succeeds.

Problem determination: 1, 2, 4, 8

Related information:

Chapter 2, "IMS problem determination," on page 13

DFS2413I WARNING - OSAM SUBPOOL DEFINITION LIMIT HAS BEEN EXCEEDED

Explanation:

The maximum number of OSAM subpools was exceeded; 250 uniquely defined subpools are allowed. Any IOBF statements, found after the limit has been reached, are ignored.

System action: The initialization of IMS continues.

Programmer response: Combine or eliminate the OSAM subpool definition statements that exceed the limit.

Problem determination: 1, 2, 27

Related information:

Chapter 2, "IMS problem determination," on page 13

DFS2414I WARNING-UNABLE TO FIX OSAM BUFFERS AS REQUESTED

Explanation: IMS was unable to page fix the buffers requested because not enough read pages were available.

System action: IMS attempts to fix only the subpool headers and prefixes.

Operator response: Contact the system programmer.

Programmer response: Check allocation of pools.

Problem determination: 1, 2, 4, 8

DFS2415I • DFS2425I

Related information:

Chapter 2, "IMS problem determination," on page 13

DFS2415I WARNING-UNABLE TO FIX OSAM SUBPOOLS AS REQUESTED

Explanation: IMS was unable to fix the subpool headers and prefixes because not enough real pages were available.

System action: None of the subpool headers or prefixes are page fixed.

Operator response: Contact the system programmer.

Programmer response: Check the pool allocation.

Problem determination: 1, 2, 4, 8

Related information:

Chapter 2, "IMS problem determination," on page 13

DFS2416I ENTRY POINT TO DFSDOBIO INVALID

Explanation: Module DFSDVBI0 called module DFSDOBIO with an invalid entry function code.

System action: OSAM initialization cannot continue so system terminates abnormally.

Operator response: Contact the system programmer.

Programmer response: This problem is an IMS system problem.

Problem determination: 4, 36

Related information:

Chapter 2, "IMS problem determination," on page 13

DFS2418 OUTPUT FROM NON-RECOVERABLE TRANSACTION(S) HAS BEEN DISCARDED

Explanation: Module DFSQFIX0 has removed one or more messages from the message queues that were generated as output from transactions defined as unrecoverable.

System action: Control block changes resulting from the message removal have been written to the IMS log. Processing continues normally.

DFS2419A UNABLE TO ROUTE DL/I CALL TRACE OUTPUT TO IMS LOG

Explanation: Although log output for DL/I CALL TRACE was specified, the IMS log data set was not opened when the trace began.

Programmer response: Ensure that the DD statement defining the IMS log data set is present and correct.

DFS2420I UNABLE TO OPEN FOR DDaaaaaa INSUFFICIENT STORAGE

Explanation: The GETMAIN to permit the DL/I CALL TRACE routine to open for a sequential data set failed.

Programmer response: Rerun the job with a larger region size.

DFS2421I UNABLE TO OPEN FOR DDCARD=aaaaaa

Explanation: The open for the DD statement specified in the DLITRACE control statement failed.

Programmer response: Ensure that the specified DD statement is present and correct.

DFS2422I DL/I TRACE TERMINATED-NO OUTPUT DATA SET PROVIDED

Explanation: Although DLITRACE was requested, no output device was provided or able to be opened.

System action: DL/I CALL TRACE is terminated, but the application program is not canceled.

Programmer response: Rerun the job and ensure that the requested output devices are properly defined.

DFS2423I INVALID HEX CHARACTER AT OFFSET aa-DEFAULT VALUE USED

Explanation: At the indicated offset, an invalid hexadecimal digit was found for a numeric value.

System action: The default value for the keyword is used and processing continues.

Programmer response: Correct the control statement.

DFS2424I INVALID KEYWORD AT OFFSET aa

Explanation: An invalid keyword was found in the DLITRACE control statement at the indicated offset.

System action: The indicated keyword is bypassed and processing continues.

Programmer response: Correct the DLITRACE control statement keyword.

DFS2425I INVALID SOURCE FOR SEG-#####-IN DBD-#####-SOURCE DBD-#####

Explanation: A segment in a logical database specified a segment in another logical database as its source. The message specifies the logical database containing the incorrect statement, the segment name, and the incorrect source logical database name.

System action: The system issues abend 0986 if you

were running batch DL/I. ACBGEN processing continues.

Programmer response: Correct the DBD and rerun the job.

Problem determination: 1, 2, 3, 5, 8, 11, 17a, 17d, 18, 19, 35

Related information:

➡ IMS abend 0986

Chapter 2, "IMS problem determination," on page 13

**DFS2426I INDEX DBD-*nnnnnnnnnn* LCHILD FOR
SEGM-*nnnnnnnnnn* IN DBD-*nnnnnnnnnn*
SHOULD REFERENCE-*nnnnnnnnnn***

Explanation: The Logical Child statement for the indicated segment in the named index database specifies an incorrect segment name for the indexed database segment. The segment name that should be referenced in the specified indexed database is indicated.

System action: The system issues abend 0987 if you are running batch DL/I. ACBGEN processing continues.

Programmer response: Correct the DBD, and rerun the job.

Problem determination: 1, 2, 3, 5, 8, 11, 17a, 17d, 18, 19, 35

Related information:

➡ IMS abend 0987

Chapter 2, "IMS problem determination," on page 13

**DFS2427I INDEX DBD-*nnnnnnnnnn* DOES NOT
CONTAIN SEGM-*nnnnnnnnnn*
REFERENCED BY LCHILD FOR
SEGM-*nnnnnnnnnn* IN DBD-*nnnnnnnnnn***

Explanation: The indicated index DBD does not contain the segment specified. The index LCHILD statement for the specified segment in the indexed DBD references a segment that does not exist.

System action: The system issues abend 0988 if you are running batch DL/I. ACBGEN processing continues.

Programmer response: Correct the DBD and rerun the job.

Problem determination: 1, 2, 3, 5, 8, 11, 17a, 17d, 18, 19, 35

Related information:

➡ IMS abend 0988

Chapter 2, "IMS problem determination," on page 13

**DFS2428I THE INDEX DBD *dbdname1* IS
REFERENCED BY TWO INDEXED
SEGMENTS IN DBD *dbdname2* AND
*dbdname3***

Explanation: In resolving index relationships, one index was referenced by multiple indexed segment LCHILD statements. This situation is not valid.

System action: The system issues abend 0989 if you are running batch DL/I. ACBGEN processing continues.

Programmer response: Specify a UNIQUE index for each indexed segment LCHILD statement.

Related information:

➡ IMS abend 0989

**DFS2429I SEGMENTS *segname1* AND *segname2* IN
DBD *dbdname* ARE ACCESSED OUT OF
HIERARCHIC ORDER IN THIS PSB**

Explanation: The order that sibling segments were referenced in a logical DBD or a PSB is in error. The sibling segment dependents of a parent having PTR=HIER or in a HISAM DBD must be referenced in the same order established in the physical DBD.

System action: The system issues abend 0990 if batch DL/I was being run. ACBGEN processing continues.

Programmer response: Correct the logical DBD or PSB, and rerun the job.

Related information:

➡ IMS abend 0990

**DFS2430I INVALID SOURCE= SPECIFICATION
FOR SEGMENT-*segname* IN
DBD-*dbdname***

Explanation: A logical child/destination parent concatenation has been found to be invalid. The SOURCE= specification implies a logical relationship between the two segments which does not exist. Possible reasons are:

1. The first segment referenced is not a logical child segment
2. The second segment is not defined as the logical parent of the first
3. The first is not defined as a logical child of the second segment.
4. The source segment for the named segment does not define a logical parent.

System action: The system issues abend 0991 if batch DL/I was being run. ACBGEN processing continues.

Programmer response: Correct the SOURCE= specification or the physical DBDs involved.

Related information:

➡ IMS abend 0991


DFS2431I DBD1 *dbdname1* REFERENCES DBD2
dbdname2 AS AN INDEX INVALIDLY

Explanation: A DBD was referenced in an LCHILD statement in another DBD as an index DBD. The referenced DBD was not coded as ACCESS=INDEX, and the reference is therefore invalid.

System action: The system issues abend 0992 if batch DL/I was being run. ACBGEN processing continues.

Programmer response: Correct the DBDs, and rerun the job.

Related information:

 IMS abend 0992

DFS2432I PSB-*psbname*-REFERENCES
FIELD-*fldname*-IN SEGM-*segname*-IN
DBD-*dbdname*. FIELD NOT FOUND


Explanation: An invalid field name was referenced in a SENFLD statement. The field name specified must be defined for the segment during DBDGEN processing. The segment containing the intended field cannot be defined as key-sensitive during logical DBDGEN.

System action: The system issues abend 0993 if batch DL/I was being run. ACBGEN processing continues.

Programmer response: Correct the PSB, and rerun the job.

Problem determination: 18, 19

Related information:

 IMS abend 0993

Chapter 2, "IMS problem determination," on page 13

DFS2433I PSB-*psbname*-CONTAINS
DESTRUCTIVE OVERLAP IN
SEGM-*segname*-IN DBD-*dbdname*


Explanation: Field mapping specified in PSBGEN caused a destructive overlap. Two or more fields were being moved to the same location.

System action: Abend 0994 is issued if batch DL/I was being run. ACBGEN processing continues.

Programmer response: Correct the PSB, and rerun the job.

Problem determination: 18, 19

Related information:

 IMS abend 0994

Chapter 2, "IMS problem determination," on page 13

DFS2434I SEGM-*segname*-IN DBD-*dbdname*-IN
PSB-*psbname*-NOT SENSITIVE TO KEY
FIELD


Explanation: Load or insert sensitivity was specified for the segment in the PSB, but sensitivity to the sequence field was not specified.

System action: Abend 0995 is issued if batch DL/I was being run. ACBGEN processing continues.

Programmer response: Correct the PSB, and rerun the job.

Problem determination: 18, 19

Related information:

 IMS abend 0995

Chapter 2, "IMS problem determination," on page 13


DFS2435I FIELD SENSITIVITY INVALID FOR
LOGICAL CHILD WITH PROCOPT=I
or L; PSB-*psbname*-,PCB-
dbdname-,SEGM-*segname*

Explanation: Field level sensitivity was specified for the named logical child segment which has PROCOPT=I or L.

System action: Abend 0996 is issued if batch DL/I was being run. ACBGEN processing continues.

Programmer response: Correct the PSB, and rerun the job.

Related information:

 IMS abend 0996

DFS2436I INTERNAL PROCESSING LIMIT
EXCEEDED FOR PSB=*psbname*,and
PCB=*pcbname*


Explanation: The required PSB control block cannot be built because the logical relationships contained in the named PCB cause internal processing limits to be exceeded.

System action: Abend 0997 is issued if batch DL/I was being run. ACBGEN processing continues.

Programmer response: Modify the PSB or DBDs, or both to reduce the number of SENSEG statements in the PCB that reference LOGICAL CHILD/LOGICAL PARENT concatenations. RE-EXECUTE PSBGEN, then RE-EXECUTE the job.

Problem determination: 18, 19

Related information:

 IMS abend 0997

Chapter 2, "IMS problem determination," on page 13

DFS2437I INVALID LOGICAL TWIN SEQUENCE
FIELD *fieldname* IN DBD *dbdname* FOR
LOGICAL CHILD SEGMENT *segment*
name IN DBD *dbdname*


Explanation: The referenced segment is virtually paired. The logical twin sequence field named cannot be contained within the real logical child segment named.

System action: Abend 0998 is issued if batch DL/I was being run. ACBGEN processing continues.

Programmer response: Correct the DBD.

Problem determination: 1, 2, 3, 5, 8, 11, 17a, 17d, 17g, 20, 35

Related information:

 IMS abend 0998

Chapter 2, "IMS problem determination," on page 13

DFS2438W INVALID PROCOPT IN PCB FOR DBD
dbdname CHANGED TO EXCLUDE
INSERT SENSITIVITY

Explanation: This message indicates that an invalid processing option was specified for any index database that was being processed as a separate database. The BLOCK BUILDER module changes the PROCOPT to eliminate insert sensitivity and continues processing.

System action: IMS continues processing with an altered processing option in the PCB.

Programmer response: The warning message can be avoided by changing the processing option to eliminate A or I. Check the PCB.

DFS2439W PROCOPT FOR SEGMENT *segname1* OF
HSAM DBD *dbdname* CHANGED TO
ALLOW ONLY G, P, K, OR L PROCOPT

Explanation: This message indicates that DL/I has revised the PROCOPTS specified in the PCB to conform with the allowable options for HSAM.

System action: Processing continues normally after this message is issued.

Programmer response: Revise the PROCOPT options in the appropriate PCB or SENSEG statement for future runs.

DFS2440W INVALID PROCOPT FOR SEGMENT
segname IN DBD *dbdname* CHANGED
TO EXCLUDE DELETE AND INSERT
SENSITIVITY

Explanation: When an alternate processing sequence is specified, the user cannot insert or delete the index target segment (alternate root segment) or any of its inverted parents. The processing option in the PCB or SENSEG statement for one of these segments violates

this rule and the option has been changed in the SDB to reflect the processing restriction.

System action: Processing continues.

Programmer response: Revise the PCB to remove the insert or delete option from the processing option field.

DFS2441W SYMB POINTER FROM L/C
SEGM-*segname* IN DBD-*dbdname* TO L/P
SEGM-*segname* IN DBD-*dbdname* IS
NON-UNIQUE

Explanation: The logical child segment uses symbolic pointing to the logical parent, but some segment on the path to the logical parent has a missing, or it is not a unique key.

System action: Processing continues, but problems can occur in accessing the logical parent from the logical child segment.

Programmer response: Specify a unique key for each segment on the path to (and including) the logical parent segment, or specify logical parent pointer for the logical child segment if the logical child/logical parent path is to be used.

DFS2442E DBFUCDB0 MSDB-TO-DEDB
CONVERSION UTILITY ERROR,
REASON CODE=*nn*

Explanation: An error occurred while executing the MSDB-to-DEDB Conversion utility. The reason code indicates the type of failure that occurred:

Code (dec)

Message subtext

- | | |
|----|--|
| 01 | The TYPE= statement in the SYSIN stream is missing or invalid. |
| 02 | The database statement in the SYSIN stream is missing or invalid. |
| 03 | The MACBLIB indicates that the MSDB specified on the input control statement is not an MSDB. |
| 04 | The MSDB specified on the input control statement is not terminal-related without terminal-related keys. |
| 05 | The DACBLIB indicates that the DEDB specified on the input control statement is not a DEDB. |
| 06 | The MSDB= member specified was not found in the MACBLIB. |
| 07 | The DEDB= member specified was not found in the DACBLIB. |
| 08 | Error in loading randomizer module. |

System action: The utility terminates.

DFS2443I • DFS2446I

System programmer response: Take the following action to correct the errors.

Code (dec)

Meaning or action

- 01 The value specified for the TYPE= parameter is not CONVERT or FALLBACK or the TYPE= parameter was not found on the first input statement read from SYSIN. Correct the input control statements and rerun the job.
- 02 The value specified for either the MSDB= or the DEDB= parameter has been coded incorrectly. Correct the input control statements and rerun the job.
- 03 The DMCB indicates that the database type of the MSDB= parameter is not MSDB. Either the incorrect ACBLIB was specified or the MSDB name was incorrect. Correct the input control statement and rerun the job.
- 04 Only terminal-related MSDBs will be converted. All other types will be rejected. Correct the input control statement and rerun the job.
- 05 The DMCB indicates that the database type of the DEDB= parameter is not DEDB. Either the incorrect ACBLIB was specified or the DEDB name was incorrect or not found. Correct the input control statement and rerun the job.
- 06 The MSDB member specified was not found. Correct the input control statement and rerun the job.
- 07 The DEDB member specified was not found. Correct the input control statement and rerun the job.
- 08 The randomizer was not found in the IMS.SDFSRESL or an I/O error occurred while loading the randomizing module. Verify the randomizer name and rerun the job.

Module: DBFUCDB0

DFS2443I UNABLE TO OBTAIN VSO CONTROL BLOCK

Explanation: During area open or system initialization, a request for a VSO control block failed.

System action: The data space is not obtained. IMS system initialization continues without VSO. Area open fails.

System programmer response: Re-submit job when ECSA use is lower. See message DFS3702I.

Module: DBFVIDS0

Related information:

“DFS3702I” on page 803

DFS2444I DSPSERV FAILED. RC=rc RSN =rrr

Explanation: A request for a new data space was issued but the request failed. This situation can occur either during IMS initialization or during area open.

In the message text:


rc The return code from the DSPSERV macro
rrr The rrrrrr reason code for the z/OS macro DSPSERV.

System action: The data space is not acquired. IMS system initialization continues without VSO. Area open fails. This message is followed by either DFS2446I or DFS3702I (reason code 37).

System programmer response: Check the return and reason codes for the DSPSERV macro. If this message is issued during area open, see message DFS3702I.

Module: DBFVIDS0

Related reference:

 z/OS: DSPSERV return and reason codes

Related information:

“DFS2446I”

“DFS3702I” on page 803

DFS2445I ALESERV FAILED. RC=mm.

Explanation: Authorization to access a data space was requested but failed. This can occur either during IMS initialization or during area open. The return code *mm* is the return code from the ALESERV macro.

System action: The data space was not acquired. IMS system initialization continues without VSO. Area open fails. This is followed by either DFS2446I or DFS3702I (reason code 38).

System programmer response: See the *MVS/ESA System Programming Library: Application Development Macro Reference* (GC28-1822).

Module: DBFVIDS0

DFS2446I DATA SPACE NOT ACQUIRED. VIRTUAL STORAGE OPTION NOT ACTIVATED. rr

Explanation: An error occurred while trying to obtain a data space during control region initialization. *rr* is the reason code.

Reason code

Description

- | | |
|----|---|
| 35 | VSO control block failure; see message DFS2443I |
| 37 | DSPSERV request for the data space failed; see message DFS2444I |
| 38 | ALESERV request for the data space failed; see message DFS2445I |

39 VSO control block failure; see message DFS2443I

System action: Control region initialization completes without a data space's being acquired.

Module: DBFINI20

DFS2447I AREA=aaaaaaaa UNABLE TO OBTAIN VSO CONTROL BLOCK RC=rc

Explanation: An internal request for a VSO control block failed. This error can occur during open of a VSO area or during emergency restart log record processing of a VSO area.

System action: If failure occurs during area open, open fails; message DFS3702I is issued after this message. If failure occurs during emergency restart and the area cannot be restarted without the control block, the area is stopped and marked "recovery needed".

System programmer response: If failure occurs during area open, rerun job when CSA use is lower.

If failure occurs during emergency restart and the area is marked as "recovery needed", use the Database Recovery utility to recover the Area.

Module: DBFVSOP0

DFS2448I VSO AREA aaaaaaaaa- ERE STORAGE REQUEST FAILED

Explanation: This message is issued during local emergency restart, by an XRF alternate system during tracking or takeover, or by a Fast Database Recovery region if the system is unable to obtain storage that is needed to process log records for area aaaaaaaaa, which is defined as VSO. Emergency restart, the XRF alternate system, or the Fast Database Recovery region might not be able to recover the area after a failure without the storage. If this occurs, the area is stopped and marked "recovery needed".

System action: Restart continues normally, except for area aaaaaaaaa. If, at the end of restart log processing, the area has CIs that require REDO processing (that is, updated CIs that might not have been written to DASD prior to the failure), the area is stopped and marked "recovery needed".

Operator response: If the area becomes "recovery needed", use the Database Recovery utility.

Module: DBFVSOP0

DFS2449I UNABLE TO SET UP ERE DATA SPACE. REQ=cccccc RC=rc RSN=xxxx

Explanation: This message is issued during local emergency restart, by the XRF alternate system during tracking or takeover, or by the Fast Database Recovery region if the system is unable to obtain or set up the

data space that is needed to process log records for VSO areas.

In the message text:

cccccc Is one of the following values:

AUTH The request for authorization of the new data space failed.

CBLK A request for storage for a control block failed.

CREATE

The request for the creation of a new data space failed.

PAGEFIX

The request to PAGEFIX storage in the VSO ERE DATASPACE received a DSPSERV failure.

rc The return code from the request.

xxxx The hexadecimal reason code displays if the CREATE or PAGEFIX command receives a DSPSERV macro error. These codes are defined by the DSPSERV macro.

System action: Restart continues. At the end of restart log processing, any areas that have control intervals (CI) that require REDO processing (that is, updated CIs that might not have been written to DASD before the failure) are stopped and marked recovery needed.

Operator response: If the area is marked recovery needed, use the Database Recovery utility.

Module: DBFNRS0

Related reference:

➤ z/OS: DSPSERV - Create, delete, and control data spaces

➤ z/OS: DSPSERV return and reason codes

DFS2450I UNABLE TO ACQUIRE STORAGE FOR ENQ/DEQ BLOCKS, REASON=n

Explanation: Module DFSFXC10 was unable to acquire a block of storage for queuing control blocks. The reason codes *n* provide further details:

Code (dec)

Meaning

0 A block was requested that is not the first block. The amount of storage that was specified by the PIMAX parameter has not been exhausted, but a GETMAIN for another block of storage was unsuccessful. If the failure was on an attempt to acquire the last block, this message is accompanied by message DFS2451W.

8 There is no storage available for the first ENQ/DEQ block. A standard abend occurs.

System action: If the request was for the first block, the system is terminated abnormally with abend 0775. For other blocks, the task is pseudoabended with abend 0775.

DFS2450I


System programmer response:

Code	Response
0 & 8	IMS LSO=N Increase CSA size
	IMS LSO=Y or X Increase control region local storage size
	IMS LSO=S If your system is using Fast Path, increase the ECSA size. If the system is not using Fast Path, then increase the DLI/SAS region local storage size.

If there are one or more BMPs that have updates running at the time of the failure, then have the BMPs issue checkpoints. Alternatively, if they already do, have them issue the checkpoints more frequently.

Related information:

"DFS2451W" on page 525

 [IMS abend 0775](#)

Chapter 53. DFS messages, DFS2451W - DFS2500I

This topic contains the following messages:

DFS2451W THE LAST BLOCK OF ENQ/DEQ STORAGE IS BEING ACQUIRED

Explanation: The last allowable block of storage, as specified on the PIMAX parameter in member DFSPBIMS in a DB/DC environment, or in member DFSPBDBC in a DBCTL environment, is being obtained. If the ENQ/DEQ storage requirements result in another block being requested, the task is terminated with a pseudoabend.

System action: Processing continues.

Programmer response: Reevaluate the activity requiring ENQ/DEQ storage to ensure that critical applications are not terminated because of a lack of ENQ/DEQ storage.

DFS2452I AREA aaaaaaaaa IS TOO LARGE FOR VSO

Explanation: The Virtual Storage Option (VSO) was requested for area aaaaaaaaa, but the area exceeds the maximum size allowed for VSO. The maximum allowable size is 2 gigabytes (2 147 483 648 bytes), minus some storage used by z/OS and IMS.

The amount of space needed for an area in a data space is (rounded to the next 4 KB):

$$\begin{aligned} &(\text{CI size}) \times (\text{number of CIs per UOW}) \\ &\times ((\text{number of UOWs in the root addressable} \\ &\quad \text{portion}) \\ &+ (\text{number of UOWs in the independent} \\ &\quad \text{overflow portion})) \end{aligned}$$

Expressed in terms of the parameters of the DBDGEN AREA statement, this is (rounded to the next 4 KB):

$$\begin{aligned} &(\text{the value of the SIZE= parameter}) \\ &\times (\text{the value of the UOW=number1 parameter}) \\ &\times (\text{the value of the ROOT=number2 parameter}) \end{aligned}$$

The actual amount of space in a data space available for an area (or areas) is 2 gigabytes (524,288 blocks, 4 KB each) minus an amount reserved by z/OS (from 0 to 4 KB) minus an amount used by IMS Fast Path (approximately 100 KB). You can use the /DISPLAY FPV command to determine the actual storage usage of a particular area.

| **System action:** The area is opened as DASD mode.

Module: DBFVSOP0

DFS2453A DATASPACE UOW CANNOT BE PINNED FOR I/O

Explanation: Fast Path has begun the process of loading an area which is defined with the VSO and PRELOAD options, into a data space. An error occurred while attempting to page fix storage in the data space.

System action: The preload process terminates without finishing the preload process.

Operator response: This problem is a possible real storage shortage problem. After real storage problem is resolved, issue the /START AREA or UPDATE AREA START(ACCESS) command to initiate the preload process.

Module: DBFVSPL0

DFS2453I PRELOAD PROCESSING xxxxxxxx FOR aaaaaaaaa STR1=strname1; STR2=strname2

or

PRELOAD PROCESSING STARTED FOR: aaaaaaaaa

or

PRELOAD PROCESSING COMPLETED FOR: aaaaaaaaa

or

PRELOAD PROCESSING ABORTED, UTILITY ACTIVE: aaaaaaaaa

or

IMAGE COPY ITASK STARTED | COMPLETED | ABORTED FOR: aaaaaaaaa

or

IMAGE COPY ITASK ABORTED FOR: aaaaaaaaa[IMS SHUTDOWN | IMAGE COPY ERR | ABORT AT INIT]

Explanation: Fast Path started or completed the process of loading area aaaaaaaaa, which is defined with the VSO and PRELOAD options, into a data space.

For the third form of this message, PRELOAD PROCESSING ABORTED, UTILITY ACTIVE: aaaaaaaa, following a /START AREA command for area aaaaaaaaa, which is

DFS2454I • DFS2457I

defined as VSO and PRELOAD, Fast Path was unable to begin loading the area into a data space because HSSP or a utility is currently active on the area.

For the fourth form of this message, IMAGE COPY ITASK STARTED|COMPLETED|ABORTED FOR: *aaaaaaaa*, either HSSP or another process dynamically created the image copy ITASK for area *aaaaaaaa*. The image copy ITASK issues this message when it starts, completes, or aborts.

For the IMAGE COPY ITASK ABORTED form of the message, one of the following strings is appended:

- IMS SHUTDOWN means IMS is being shut down.
- IMAGE COPY ERR means that an error occurred during image copy that caused the termination of the image copy and the ITASK.
- ABORT AT INIT means that an error occurred during the initialization of the image copy data set, and image copy is not possible. See message DFS0531I or the relevant DBRC messages.

The sixth form of the message reports the status of preload processing for area *aaaaaaaa*. Status *xxxxxxx* can be STARTED, ABORTED, or COMPLETED. STR1 and STR2 are the z/OS cross-systems extended services (XES) structure names.

System action: Processing continues.

For the third form of this message, the preload process is aborted.

For the fourth and sixth forms of this message, the action indicated was taken.

Operator response: For the third form of this message, reissue the /START AREA or UPDATE AREA START(Access) command when HSSP or the utility has completed.

For the fourth form of this message, no action is required.

For the sixth form of the message, if the preload process for an area aborted, correct the reason for the failure. Then issue a /START AREA or UPDATE AREA START(Access) command to start the preload process again.

Module: DBFVSPL0, DBFPTIC0, DBFVXPL0

Related information:

"DFS0531I" on page 139

DFS2454I PRELOAD SEVERE ERROR FOR:
aaaaaaaa RC=rc

Explanation: Fast Path has begun the process of loading an area, which is defined with the VSO and PRELOAD options, into a data space. The return code *rc* indicates the reason for the error message.

PIN an error while attempting to page fix storage in the data space

LOCK an error has occurred in trying to obtain a UOW lock

SHTD an IMS shut down

System action: The preload process terminates without completing.

Operator response: A possible real storage shortage problem has occurred. After the real storage problem is resolved, issue the /START AREA or UPDATE AREA START(Access) command to have the preload process initiate.

Module: DBFVSPL0

DFS2455A CANNOT RUN COMPARE UTILITY FOR AREA IN VIRTUAL STORAGE, AREA=*aaaaaaaa*

Explanation: The DEDB ADS Compare utility was requested for an area that is currently in virtual storage.

System action: The utility request fails with return code 12 and message DFS2662A is issued.

Operator response: Issue the /VUNLOAD command to remove the area from virtual storage and resubmit the utility job. The area can be returned to virtual storage after the utility has completed by issuing the /START AREA or UPDATE AREA START(Access) command.

Module: DBFUMRT0

DFS2456I AREA *aaaaaaaa* UNEXPECTED POINTER VALUE DURING VSO CLOSE

Explanation: A non-catastrophic internal logic error has occurred. During close of VSO area *aaaaaaaa*, a control block was found to contain a bad pointer value and it was necessary to bypass the code that would have deallocated the portion of a data space that was allocated for the area. Bypassing the deallocation is not a problem for data integrity. It is possible, however, that part of a data space might be unusable until the next restart. If the data space deallocation is skipped, the /DIS FPV command might show the area as being in a data space even after it is closed.

System action: Area close processing is allowed to continue.

Operator response: Call IBM Software Support.

Module: DBFVSCL0

DFS2457I DUE TO A STORAGE SHORTAGE, NOT ALL AREAS WILL BE PREOPENED OR PRELOADED, RETRY LATER

Explanation: During preopen or preload setup, there was a storage shortage and the preopen or preload processing was not attempted.

System action: IMS system continues processing without preload or preopen.

Operator response: Identify those areas that were not preopened or preloaded by issuing a /DIS FPV command. Issue /START AREA or UPDATE AREA START(ACCESS) command when system storage becomes available. Message DFS2446I follows this message for IMS system initialization.

Module: DBFVTSK0

DFS2458A VSO AREA aaaaaaaaa- ERE SEVERE ERROR

Explanation: An internal error occurred during emergency restart, XRF takeover, or the recovery phase of Fast Database Recovery for area aaaaaaaaa, which is defined as a Virtual Storage Option (VSO) area.

In addition to this message, some diagnostic information is output. Although this error does not abend IMS, the information has the same format as output from abend 1026.


This message, and the accompanying diagnostic information, is issued a maximum of three times. Message DFS2485I is issued at the end of emergency restart and shows the total number of times the error condition was detected.

System action: Area aaaaaaaaa is stopped and marked "recovery needed".

Operator response: Use the Database Recovery utility to recover the area.

Module: DBFERS21

Related information:

 IMS abend 1026

DFS2459I DUE TO A STORAGE SHORTAGE, PARDLI WILL NOT BE IN EFFECT FOR THIS REGION.

Explanation: During PARDLI setup processing, there was a storage shortage and the PARDLI option was not activated for this region.

System action: IMS system continues processing without PARDLI.

System programmer response: Increase the region size on the job and rerun.

DFS2460 ONLY ONE PSB NAME ALLOWED

Explanation: More than one name was entered following PSB keyword.

System action: The command is ignored.

Operator response: (local/remote terminal) Reenter the command with only one PSB name.

Module: DFSICLN0

DFS2461 INVALID ENTRY FLAG-CALL NOT TRACED

Explanation: On entry, the DL/I CALL TRACE routine could not determine if this was a trace or compare pass.

System action: Processing continues.

DFS2462 START VALUE EXCEEDS STOP VALUE-STOP DEFAULT USED

Explanation: The start value in the DLITRACE control statement is greater than the stop value. The default stop value is used.

Programmer response: Correct the indicated value.

DFS2463 NEGATIVE VALUE ON INPUT AT OFFSET aa

Explanation: The value at the indicated offset is a negative value.

System action: The default value for the parameter is used and processing continues.

Programmer response: Correct the indicated parameter.

DFS2464 OUTPUT ERROR, DL/I CALL TRACE IS TERMINATED

Explanation: While attempting to write a record, an I/O error was encountered.

System action: If output was routed to a sequential data set, the data set is closed and the trace is terminated. The application program is allowed to run to normal completion.

Programmer response: Rerun the job.

DFS2466I AUTHORIZATION RACLIST FAILED, RACROUTE = aa, bb, cc, dd RACLIST = ee, ff, gg, hh REASON = ii, jj, kk, ll. RACROUTE REQUEST=LIST FAILED, CLASS=xxxx, RC=xx. RACF OR ROUTER EXIT RC=xx, REASON CODE=xx.

Explanation: For the first form of the message, a nonzero return code was found, during initialization processing, for at least one of the four classes associated with the authorization function. The variables have the following meanings:

aa RACROUTE return code for DATABASE class.
bb RACROUTE return code for SEGMENT class.
cc RACROUTE return code for FIELD class.

<i>dd</i>	RACROUTE return code for OTHER class.
<i>ee</i>	RACLIST return code for DATABASE class.
<i>ff</i>	RACLIST return code for SEGMENT class.
<i>gg</i>	RACLIST return code for FIELD class.
<i>hh</i>	RACLIST return code for OTHER class.
<i>ii</i>	RACLIST reason code for DATABASE class.
<i>jj</i>	RACLIST reason code for SEGMENT class.
<i>kk</i>	RACLIST reason code for FIELD class.
<i>ll</i>	RACLIST reason code for OTHER class.

The second form of this message is produced when IMS is attempting to build in-storage profiles for RACF defined resources, and a failure occurs in the RACROUTE, RACLIST, or ROUTER EXIT processing. The class of the failing resource is specified, and the return code from the RACROUTE routine is also given. The return code and reason code (if applicable) from RACF or the ROUTER EXIT is also given.

System action: With the first form of the message, IMS restart continues.

With the second form of the message, IMS restart continues, and the RACF authorization function for transactions, commands, PSBs, or LTERMS is disabled.

Operator response: With the second form of the message, see the *MVS/XA SPL Macros and Facilities Manual Volume 2* for a detailed description of the return codes and the reason code from the RACROUTE, RACLIST, and ROUTER EXIT routines.

DFS2466W RACROUTE REQUEST=LIST FAILED, CLASS=xxxxxxx, RC=xx. RACF OR ROUTER EXIT RC=xx, REASON CODE=xx.

Explanation: A failure occurred in RACROUTE, RACLIST, or ROUTER exit processing while IMS was trying to build in-storage profiles for RACF-defined resources. The message displays:

- The class of the failing resource
- The return code from the RACROUTE macro
- The return and reason codes from the RACF or ROUTER exit, if applicable.

System action: IMS restart continues. The RACF transaction authorization function is disabled.

With the second form of the message, IMS restart continues, and the RACF authorization function for transactions, commands, PSBs, or LTERMS is disabled.

Operator response: (master terminal) See *z/OS MVS Programming: Authorized Assembler Services Guide* for a detailed description of the return codes and reason codes for RACROUTE, RACLIST, and ROUTER exit processing.

DFS2467I /SIGN COMMAND REJECTED [reason]

Explanation: /SIGN command rejected due to indicated reason. See the explanation of message DFS3649A for the possible reason codes and their meanings.

System action: The command is ignored.

Operator response: Reenter command correctly based upon the indicated reason.

Related information:
“DFS3649A” on page 786

DFS2469W TRANSACTION REJECTED reason

Explanation: This message is sent to the terminal entering a transaction when RACF determines that the transaction failed security checking. The reasons for the transaction rejection are:

TRANS NOT AUTH; RC=08

User is not authorized to this transaction code by RACF.

SIGNON REQUIRED

Transaction is RACF-protected and the user is not signed on.

RACF NOT ACTIVE; RC=12

BY RACF EXIT; RC=16

RACF exit gave an invalid return code.

INSTALL ERROR; RC=20

RACF is not installed or an incorrect level of RACF is installed.

RACF POE ERROR; RC=24

The RACF profile has a conditional access list, the port-of-entry field in the security token is filled by blanks, and the port-of-entry class is active.

RACF DS DELETED; RC=28

The resource class was selected by RACROUTE REQUEST=LIST GLOBAL=YES, but the RACF data space was deleted.

NO PASSWORD; RC=36

User verification required; no password supplied.

WRONG PASSWORD; RC=40

User verification failed password.

Note: RC = represents a decimal value. Additional codes can be supplied by a user-written IMS exit routine.

System action: The transaction entered is ignored.

Operator response: Reenter the transaction with the proper password, or enter another transaction that does not violate security.

Programmer response: No action is required.

Problem determination: None.

Module: DFSCIOB0, DFSICIO0, DFSICLE0

DFS2470 /SIGN COMMAND REQUIRED

Explanation: This message is sent to the terminal entering a transaction or /RELEASE command when no previous valid sign-on has been done.

System action: The transaction or /RELEASE command is ignored.

Operator response: (local/remote terminal operator)
Enter a valid sign-on, and then enter the transaction or /RELEASE command.

Problem determination: None.

DFS2471 DUPLICATE CONTROL CARD OR KEYWORD FOR DLITRACE

Explanation: While processing the DLITRACE control statement, one of the following conditions occurred:

- More than one DLITRACE control statement in the input stream.
- A keyword was used more than once in the control statement.

System action:

- The DL/I CALL TRACE options used were the ones set by the first DLITRACE control statement in the input stream.
- The value specified by the first keyword encountered is the one set for DL/I CALL TRACE. Subsequent use of the keyword is overlooked.

Programmer response: Ensure that the DL/I CALL TRACE options used were the correct options, and ensure that duplicate parameters are removed.

DFS2472 INVALID AWE DETECTED AND LOGGED

Explanation: An invalid asynchronous work element (AWE) was detected by the processing IMS module. An invalid element might mean conflicting parameters, missing addresses, or a number of other things. It is entirely dependent upon the requirements for the processor. This message is accompanied by an X'67' FB log record on the IMS log data set. The log record indicates which of the processors detected the invalid AWE. This message indicates a possible IMS or exit routine logic error.

System action: This message is issued and the X'67' FB log record containing the invalid AWE and optional processor work areas are logged. The log record is intended for debug purposes.

Operator response: Notify the system programmer about the receipt of this message.

Programmer response: Save the log record information for debug.

Problem determination: 36

Related information:

Chapter 2, "IMS problem determination," on page 13

DFS2473I ERROR; RPLREQ=xx, R0=xx,
R15=xx,NODE *nodename*,CLSDST
SCHED

Explanation: One of the following conditions exists:

1. IMS issued the VTAM EXECRPL macro and received an unrecognized return code from VTAM
2. A VTAM request (using EXECRPL) failed 25 times because VTAM is short on storage. IMS attempts to CLSDST the node. R0 is X'08' and R15 is X'04'.
3. VTAM rejects the SEND request (RPLREQ= 22) because the session has already terminated. R0 is X'14' and R15 is X'04'. This message is issued instead of DFS970I when VTAM drives NSEXIT or LOSTERM after IMS has started output message processing.

RPLREQ code and the other codes are in hexadecimal.

System action: The node is either closed or deactivated. If the node is deactivated, DFS2101I is displayed at the master terminal. An IMS log record (X'67') with an ID of AER2 containing pertinent information was produced.

Programmer response: The contents of the message aid in determining which of the problem conditions has occurred.

Problem determination: 36

Related information:

"DFS970I" on page 260

"DFS2101I" on page 459

Chapter 2, "IMS problem determination," on page 13

DFS2474I RECEIVE ANYS EXHAUSTED, REG
0=xx, CLOSING VTAM ACB

Explanation: IMS cannot receive data from the network due to VTAM being short on storage. Every issuance of the VTAM RECEIVE macro has resulted in the short on storage return code.

System action: Since IMS can no longer communicate with its VTAM network, it causes an orderly shutdown of the VTAM network.

Operator response: (master terminal) Restart the VTAM network with the /START DC command.

Programmer response: Increase the size of the appropriate VTAM buffer pool.

Problem determination: Determine the VTAM buffer pool that is running short on storage, and enlarge it.

DFS2475 /STOP DC COMMAND IN PROGRESS, CANNOT PROCESS COMMAND

Explanation: A /START DC command is not allowed if a previous /STOP DC command has not yet completed.

System action: The command is ignored.

Operator response: (master terminal) Use the /DISPLAY ACTIVE command to determine the state of the VTAM network. Reenter the command when the VTAM ACB is closed.

DFS2476 EXTENDED SECURITY FUNCTION NOT ALREADY DEFINED

Explanation: The USER, TRANAUTH, CMDAUTH, or CMDAUTHE keyword is invalid in the /NRE or /ERE COLDSYS command when the system definition and EXEC parameters did not request any extended security.

| Extended security can be specified by the initialization
| EXEC parameter RCF=A | Y | T | C | S.

System action: The command is ignored. IMS waits for another restart command.

Operator response: (master terminal) Re-enter the command properly. Notify your IMS programmer for assistance.

DFS2477 /RCL COMMAND REJECTED- TERMINAL IN CONVERSATION

Explanation: The /RCL command was rejected. The terminal from which the /RCL command was entered is currently in an active conversation.

System action: The command is ignored.

Programmer response: Enter /EXIT to terminate the conversation, or HOLD to hold the conversation across a sign-off; then reenter the /RCL command.

DFS2478I MIGRATED RESOURCE xxxxxxxx HAS BEEN RECALLED

Explanation: A recall for either database name or area name, as designated by xxxxxxxx, has finished.

System action: The system issues an internal /START DB or /START AREA command to allocate the resource.

DFS2479W ISAM ACCESS METHOD IS NO LONGER SUPPORTED. DBD-dbdname MUST BE CORRECTED FOR IT TO BE USABLE

Explanation: The database listed in this message requires the ISAM access method for processing. ISAM is unavailable under IMS Version 10 or later

System action: Processing continues.

Programmer response: Convert the database to a valid access method.

DFS2480I BATCH DYNAMIC ALLOCATION DISABLED

Explanation: IMS detected a card image in the DFSVSAMP data set with the character string NODYNALLOC. This card image disables dynamic allocation in batch IMS.

This job does not allow any databases to participate in dynamic allocation. References to these databases fail unless DD card images have been included in the job step.

Programmer response: If you do not want dynamic allocation, no action is required. If you want dynamic allocation, delete the NODYNALLOC control card image in the DFSVSAMP data set and rerun the job.

DFS2481I DATA BASE RECOVERY CONTROL FEATURE NOT OPERABLE


Explanation: The BLDL macro encountered an error while locating the module required to access the Database Recovery Control Feature.

System action: Abend 2481 is issued.

Operator response: Contact your IMS system programmer for assistance. If the Database Recovery Control Feature has been installed, determine the cause of the locate error. You might need to enter database log data set or utility information into the RECON data set since it was not accessible.

Problem determination: 1, 2, 3, 8

Related information:

 IMS abend 2481

Chapter 2, "IMS problem determination," on page 13

DFS2482I DBRC LOG xxxx EXIT FAILED (yy)

Explanation: A DBRC request submitted by the IMS logger was unsuccessful. The specific type of DBRC exit invoked is indicated by xxxx. xxxx can be one of the following values:

- OPEN
- CLOSE
- SWITCH
- STATUS
- ARCHIVE
- EOV
- SYNAD
- LOGREC

When xxxx indicates EOV or SYNAD, either a return code of X'00' or X'04' indicates that it was successful, or a return code of X'12' indicates that it was unsuccessful.

The DBRC return code is displayed as *yy* (hexadecimal) in the message. See the DBRC request return code information.

| When *xxxx* indicates OPEN and *yy* indicates RC(4), and
 | you are trying to cold start an IMS system that
 | previously failed, the correct procedure is to do an
 | emergency restart of IMS. If you are cold starting IMS
 | because of an emergency restart failure, you must close
 | the log stream of the previous IMS instances and clean
 | up the subsystem record by using the NOTIFY.PRILOG
 | and CHANGE.SUBSYS commands. Also ensure that
 | you have completed necessary steps such as batch
 | backout for full-function databases, and some method
 | of forward recovery for Fast Path DEDBs, before you
 | cold start IMS. (However, if FDBR was active when
 | IMS abended, and successfully completed recovery
 | processing, batch backout and DEDB forward recovery
 | are not necessary.)

| Message DFS4168I is an indication that FDBR
 | successfully completed recovery processing. If DFS0693I
 | messages are received during FDBR recovery
 | processing, indicating that resolve indoubt structures
 | were built for in-doubt units of work, cold start is
 | possible but you must manually resolve the in-doubt
 | units of work using commands from the commit
 | coordinator side (for example, CICS or RRS).

| For ESS processing such as DB2® or IBM MQ, IMS is
 | the commit coordinator and you will not normally
 | receive messages from FDBR indicating an in-doubt
 | condition. IMS provides a sample exit, DFSFIDN0,
 | which will issue a DFS3722I message with
 | recommended recovery actions for each in-doubt ESS
 | unit of work. The in-doubt UOWs will also be visible
 | from the ESS participant subsystem, and in the event of
 | IMS cold start, must be resolved using appropriate
 | participant subsystem commands.

| IMS might build Extended Error Queue Elements
 | (EEQEs) and register them with DBRC during FDBR
 | recovery processing of in-doubt units of work. These
 | EEQEs protect the in-doubt IMS database resources
 | from being accessed by other data-sharing IMS
 | subsystems. If IMS is cold started, in-doubt EEQEs will
 | require manual processing. For DEDBs, it is safe to
 | delete such EEQEs using DBRC commands because
 | DEDBs are never updated before commit processing.
 | For full-function databases, you might need to perform
 | database recovery on the databases that have in-doubt
 | EEQEs.

System action: When the ARCHIVE exit fails, IMS issues this message and continues execution. An error return code from any of the other DBRC exits results in IMS issuing abend 0071.

Programmer response: An analysis is required to determine the reason for the DBRC exit failure. See the z/OS master console (SYSLOG) for DSP messages that might explain the cause of the condition.

If this problem is an archive exit failure, determine if an emergency restart (/ERE) was issued after a normal IMS shutdown. If it was, the automatic archive job submitted by the emergency restart processing will fail, and you can ignore this message.

Problem determination: 1, 3, 8, 11, 35

Related reference:

➔ DBRC request return codes (Messages and Codes)

Related information:

➔ IMS abend 0071

Chapter 2, “IMS problem determination,” on page 13

DFS2483A DBRC INITIALIZATION ERROR

Explanation: An INIT call was made to the database recovery control (DBRC) module DSPFLT00. The return code was 12, indicating a serious error condition in the exit.

System action: The IMS control region terminates abnormally.

DFS2484I JOBNAME=nnnnnnnnnn GENERATED BY LOG AUTOMATIC ARCHIVING

Explanation: Automatic log archiving is active. DBRC has generated a JCL for an execution of the Log Archive utility. *nnnnnnnnnn* is the name of the job generated by DBRC.

System action: IMS continues processing.

Operator response: If the log archive job is to run concurrently with the online IMS system, ensure that a z/OS initiator is available to process the log archive job.

DFS2485I FP ERE TOTAL ALTERATION COUNT ERRORS = *n*

Explanation: This message is preceded by one to three instances of message DFS2458A and shows the total number *n* of times the error condition described in DFS2458A occurred.

System action: None.

Operator response: No action is required.

Module: DBFERST0

Related information:

“DFS2458A” on page 527

DFS2486I FP ERE TOTAL VSO LOG ERRORS = *n*

Explanation: This message is preceded by one to three instances of message DFS2489I and shows the total number *n* of times the error condition described in DFS2458A occurred.

System action: None.

Operator response: No action is required.

Module: DBFERST0

Related information:

“DFS2458A” on page 527

“DFS2489I”

DFS2487I UNABLE TO COMPLETE REDO DURING XRF TKO - AREA aaaaaaaaa-RSN cccc

Explanation: During XRF takeover, DEDB REDO processing includes the following:

- Refreshing the second CI for all block-level shared areas to pick up the changes from the sharing subsystem that might not have been sent to the restarting subsystem.
- Notifying the sharing subsystem if utility or HSSP cleanup was done during takeover.

This message indicates that REDO processing was unable to perform these tasks for area aaaaaaaaa. cccc identifies the reason and can be one of the following values:

ER2L REDO was unable to obtain the lock needed.

ER2R REDO was unable to refresh successfully the second CI.

ER2U REDO was unable to notify successfully the sharing subsystem that utility or HSSP cleanup was done during takeover. This condition can be caused by either an I/O error or by a problem with the notify process.

At the time this message is issued, area aaaaaaaaa has successfully completed all other REDO processing. The problem indicated in the message might be resolved by closing the area and allowing it to go through normal area open processing when it is next accessed. Therefore, it is not necessary to mark the area as “recovery needed” and, except in the case of a notify error, it is not necessary to prohibit the sharing subsystem from accessing the area.

System action: If an error occurred while notifying a sharing subsystem, the sharing subsystem is notified to stop the area. The area is closed on the restarting subsystem and message DFS3705I is issued. If the error recurs when the area is next opened, the area is stopped and marked “recovery needed”.

System programmer response: If REDO processing was unable to complete utility or HSSP cleanup, the area must be reopened on the restarting subsystem (or stopped, started and reopened on the sharing subsystem) before a utility or HSSP can be started for the area.

Module: DBFERS20

Related information:

“DFS3705I” on page 806

DFS2488A VSO AREA aaaaaaaaa- ERE SEVERE ERROR

Explanation: Restart log processing was unable to obtain storage necessary to track updates made to area aaaaaaaaa, which is defined as a Virtual Storage Option (VSO) area.

System action: Area aaaaaaaaa is stopped and marked “recovery needed”.

System programmer response: Use the Database Recovery utility to recover the area.

Module: DBFERSY1

DFS2489I ERE VSO LOG RECORD ERROR

Explanation: Restart log processing encountered a VSO DEDB area log record that did not match any area known to the restarting system. This problem happens during emergency restart, XRF tracking, XRF takeover, or Fast Database Recovery processing,

The log record should contain the VSO DEDB area name and a time stamp. The presence of the log record signifies that area updates, which were committed before the logged time, were written to DASD before failure. Based on this log record, restart log processing can ignore updates that were written to DASD, but without a valid area name it cannot determine which updates to ignore and which to process.

In most cases restart can tolerate this error, although performance might be degraded. A subsequent log record might correct the problem (that is, might show which updates were written to DASD for the area), otherwise restart does additional REDO processing.

If this problem recurs, IMS restart can run out of resources to track VSO area updates. If this happens, any affected areas are stopped and marked “recovery needed”.

In addition to this message, some diagnostic information is output. Although this error does not terminate IMS, the information has the same format as output from abend 1026.

This message and the accompanying diagnostic information are issued a maximum of three times. Message DFS2686I is issued at the end of emergency restart and shows the total number of times the error condition was detected.


System action: Restart continues.

System programmer response: During local emergency restart of XRF takeover, no action is required. If the problem occurs during XRF tracking, restart the XRF alternate to relieve resource shortage and performance degradation.

Problem determination: 1, 5, 11, and a memory dump of the restarted system after restart finishes.

Module: DBFERSY0

Related information:

 1026 (Messages and Codes)

Chapter 2, "IMS problem determination," on page 13

**DFS2490A UNLOCK SYSTEM COMMAND
REQUIRED BEFORE SHUTDOWN.**

Explanation: Following an XRF takeover, either the IMS /UNLOCK SYSTEM command or the z/OS Availability Manager (AVM) UNLOCK command must be entered to purge I/O tolerated data before IMS can be shut down.

System action: Shutdown command is rejected.

System programmer response: Enter either the IMS /UNLOCK SYSTEM or the AVM UNLOCK command.

Module: DFSICM30

**DFS2491I A DIVIDE EXCEPTION HAS
OCCURRED-NEXT LINE OF DATA
MAY BE IN ERROR**

Explanation: A divide exception (ABEND0C9 or ABEND0CB) occurred while dividing two fields. The usual reasons for this message are:

1. One of the fields being used for the divide is incomplete because either the input tape was not completely processed or the input tape was incomplete;
2. The DC monitor was active too long causing the dividend field to be so large that the quotient and remainder did not fit into the assigned work area.

System action: Processing continues normally.

**DFS2492I AREA aaaaaaaaa HAS IOT EEQE -
CANNOT ACTIVATE VSO**

Explanation: A /START AREA was entered for area aaaaaaaaa. At the time of the command, the Virtual Storage Option (VSO) was not active for the area, but the area was defined to DBRC as VSO. Normally, the /START AREA command would put the area into a data space (activate VSO), but area aaaaaaaaa has one or more I/O toleration EEQEs from an XRF takeover. It is not possible to activate VSO for the area until the EEQEs are purged.

System action: VSO is not activated for the area.

Operator response: Enter either the IMS /UNLOCK SYSTEM or the AVM UNLOCK command to purge I/O toleration EEQEs. Then reenter the /START AREA or UPDATE AREA START(ACCESS) command.

Module: DBFVPR00

**DFS2493W A CENTRAL/EXPANDED STORAGE
SHORTAGE EXISTS. VSO WILL BE
ACTIVATED FOR areaname. BLOCKS
REQ/AVAIL rrrrrr/aaaaaa**

Explanation: The data entry database (DEDB) area was defined as a Virtual Storage Option (VSO) area. While opening the area, IMS determined that the amount of central and expanded storage available was not enough to satisfy the size of the area. Normal VSO processing is allowed for the area.

System action: The area is opened with the Virtual Storage Option.

Operator response: This warning message indicates that a potential VSO storage shortage exists. For the area indicated in the message, not enough VSO storage exists to hold the entire area. Accessed CIs are loaded into VSO, but it is possible that storage constraint problems, such as paging, might exist. If constrained storage represents a problem in your environment, you can remove the area from VSO by issuing the /VUN command. You can reactivate VSO processing for the area at any time by reissuing the /START AREA or by issuing an UPDATE AREA START(ACCESS) command.

Module: DBFVSOP0

**DFS2494I DFHSM RECALL DSN=data setname-
RC=xxx**

Explanation: A RECALL request for migrated data setname received the nonzero return code xxx. For information on the return codes, see the *DFHSM User's Guide* and the *DFHSM Messages* manuals. Appropriate messages from DFHSM can also be issued. This message is only issued after three attempts of the recall.

System action: IMS stops any further attempts to retrieve the migrated resource.

Operator response: See the *DFHSM User's Guide* and the *DFHSM Messages* manuals for the appropriate action, based on the return code you received. After taking any action recommended by these manuals, issue a /START DB, UPDATE DB START(ACCESS)/START AREA, or UPDATE AREA START(ACCESS) command for IMS to retry the recall.

**DFS2495I RESOURCE name NOT ALLOCATED -
MIGRATED AND BEING RECALLED**

Explanation: The system was attempting to dynamically allocate the Fast Path area or DL/I database, as identified by name and found either the area data set or one of the data sets in the database was migrated to auxiliary storage.

System action: The allocation process is terminated and the internal caller of the allocation is given a nonzero return code. An attempt is made to asynchronously recall the data set from auxiliary storage.

DFS2497W ICH408I MESSAGES ARE SUPPRESSED FOR REGION YYYYYY FOR TRAN ZZZZZZZZ BY RAS SECURITY

Explanation: IMS RAS security is suppressing additional ICH408I messages because there is a RACF definition error for the identified transaction for the identified dependent region.

In the message text:

YYYYYYY

The dependent region name

ZZZZZZZZ

The transaction name

System action: IMS RAS security suppresses additional ICH408I messages for the transaction and dependent region. The transaction is still in the message queue and could be processed by another eligible dependent region or another IMS system in the IMSplex. Processing continues.

Programmer response: Determine whether it is appropriate to grant the region access to process the transaction. If so, grant the region access to process the transaction, and update the appropriate RACF definitions. Otherwise, remove the transaction from the region.

Problem determination: 1, 5, 6, 27, 35, 36

Module: DFSSCHR0

Related information:

Chapter 2, "IMS problem determination," on page 13

DFS2498W IMS SYSTEM ERROR DURING *function_type* FOR DATABASE|DATASET REASON *x*

Explanation: A system error occurred during *function_type* processing.

The *function_type* can be one of the following:

- ALLOCATE
- DEALLOCATE
- CREATE
- DELETE

The error occurred for one of the following reasons:

Code (hex)

Explanation

- 01** An invalid AWE was passed to the dynamic allocation routine.
- 02** An attempt was made to deallocate a database without stopping its index.
- 03** The DDIR for the database was found to be in NOTINIT status.

- 04** An attempt was made to deallocate a database while the schedule bit was on.
- 05** An attempt was made to deallocate a database while one of its DCBs was still open.
- 06** The data management block (DMB) for the database could not be loaded.
- 07** An attempt was made to deallocate a database, but a DDNAME for one of its data sets was not found in the TIOT.
- 08** A data set of a database resides on a device not supported by IMS.

Creation and deletion messages are possible only on the Remote Site Recovery (RSR) tracking system.

System action: The request is terminated.

Programmer response: Contact IBM Software Support for assistance.

Problem determination: 3, 8, 9, 20

Module: DFSMDA00

Related information:

Chapter 2, "IMS problem determination," on page 13

DFS2499W INVALID *function_type* REQUEST FOR DATABASE | DATASET FOR REASON *x*

Explanation: The *function_type* can be one of the following:

- ALLOCATE
- DEALLOCATE
- CREATE
- DELETE

The identified function was invalid for one of the following reasons:

Code (hex)

Meaning

- 01** The DFSMDA dynamic allocation member was not present in SDFSRESL or was incomplete.
- 02** Some, but not all, of the data sets of a database were allocated by JCL. The entire database must be allocated by JCL or by the DFSMDA member, but not both. Mixed allocations are invalid.
- 03** The SIOT for the data set indicates a SYSOUT data set which cannot be deallocated by IMS.
- 04** The SIOT for the data set indicates a VIO data set which cannot be deallocated by IMS.
- 05** An attempt was made to deallocate a database, but the job file control block (JFCB) for one of the data sets indicated no volumes.
- 06** Concatenation of the staging IMSACB DD statement is not allowed.

Creation and deletion messages are possible only on the Remote Site Recovery (RSR) tracking system.

System action: The request is terminated.

Programmer response: Correct the condition to allow future requests to be processed successfully.

Module: DFSMDA00

DFS2500I **DATABASE|DATASET** *xxxxxxx*
 {DSN=*yyyyyyyy*} **SUCCESSFULLY**
 action_type

Explanation: Processing for the identified function completed for the database or data set name, where *xxxxxxx* is the database or data set name, where *xxxxxxx* is the name. For allocation of a monitor data set or an archived log (SLDS), the data set name is also provided (*yyyyyyyy*).

The *action_type* can be one of the following:

- ALLOCATED
- DEALLOCATED
- CREATED
- DELETED

Creation and deletion messages are possible only on the Remote Site Recovery (RSR) tracking system.

Module: DFSMDA00

Chapter 54. DFS messages, DFS2501W - DFS2550I

This topic contains the following messages:

DFS2501W **INSUFFICIENT VIRTUAL STORAGE
AVAILABLE FOR ALLOCATION/
DEALLOCATION FOR RESOURCE
xxxxxxx IN PROCESS y**

Explanation: Insufficient virtual storage was available to complete allocation or deallocation of a resource during the process identified by *y*.

This problem can occur in the IMS control region or the DLISAS region. For additional information about this error, see the explanations for the z/OS system abends 878 and 80A.

In the message text:

xxxxxxx

The resource for which there was insufficient virtual storage for action requested.

y The process.

Code y **Allocation process**

- | | |
|---|--|
| 1 | GETMAIN failed for work area (batch only) |
| 2 | GETMAIN failed for a temporary parameter list (deallocation of JCL-allocated database) |
| 3 | BLDB failed on IMSDALIB |
| 4 | BLDB failed on STEPLIB |
| 5 | GETMAIN failed for storage for DFSMDA member |

Insufficient virtual storage was available to complete allocation or deallocation of a database. This problem can occur in the IMS control region or the DLISAS region. For additional information about this error, see the explanations for the z/OS system abends 878 and 80A.

System action: System processing continues.

Programmer response: Evaluate the private storage usage in the IMS control region or the DLISAS region to ensure that unused storage is not being allocated or a process is not looping in acquiring storage. If this message continues to occur, create a console memory dump of the IMS CTL and DLISAS regions by using the MVS DUMP command with `SDATA=(CSA,PSA,RGN,SQA,SUM,TRT)`, then call IBM Software Support.

Module: DFSMDA00

Related reference:

 z/OS: System code 878

 z/OS: System code 80A

DFS2502W **INSTALLATION EXIT PREVENTS
DYNAMIC
ALLOCATION|DEALLOCATION**

Explanation: The IMS user has an installation exit routine for dynamic allocation requests that prevents IMS from dynamically allocating or deallocating databases.

System action: The request is ignored.

Programmer response: Change the installation exit routine to allow all requests from an IMS control region.

DFS2503W **DYNAMIC *action_type* FAILED
FOR DATA SET NAME
xxxxxxxx.xxxxxxx.xxxxxxx
DATABASE NAME *dbdname* REASON
CODE *yyyyy***

Explanation: Processing for the identified function failed for the database and data set name represented by *dbdname* and *xxxxxxxx*. The phrase WITHIN PSB *psbname* is added only if the PSB is known at the time of the allocation attempt.

The *action_type* can be one of the following:

- ALLOCATION
- DEALLOCATION
- CREATION
- DELETION

Creation and deletion messages are possible only on the Remote Site Recovery (RSR) tracking system.

System action: Processing is terminated for the request.

If one area data set (ADS) of a multiple-area-data-set (MADS) area of a Fast Path DEDB fails allocation, the area is stopped and the status of the ADS is not changed in the RECON data set. If the failure occurs during emergency restart, the ADS is set to unavailable status and the other ADSs are recovered.

Programmer response: In most cases, the description of the reason code identifies the action to take before you can retry the request. Correct the error and retry the request.

Module: DFSMDA00

Related reference:

➤ z/OS: Interpreting error reason codes from DYNALLOC

**DFS2504I ERROR PROCESSING
ACBLIB-SPECIFIED AREA NAMES DO
NOT MATCH**

Explanation: An area name in the parameter list did not exist in the ACBLIB entry, or the names in the parameter list were not in the same sequence as the DBD data set statements.

System action: The utility terminates with a return code of 08.

Programmer response: Correct the names in the parameter list or the sequence of the names.

Problem determination: Compare the area names that are supplied in the parameter list with the names and sequence in the DBD data set statements.

**DFS2505I ERROR PROCESSING ACBLIB-OPEN
ERROR**

Explanation: The program DBFUMIN0 was not able to open the specified ACBLIB data set.

System action: The utility terminates with a return code of 08.

Programmer response: This problem normally results from a JCL error. If so, correct the JCL and resubmit the job.

Problem determination: 3, 9, 20

Related information:

Chapter 2, "IMS problem determination," on page 13

DFS2506I ERROR OPENING CONTROL FILE

Explanation: The program DBFUMIN0 was not able to open the specified control file.

System action: The utility terminates with a return code of 04.

Programmer response: Make sure that a DD statement is present and that its specifications are correct. If a hardware failure is indicated, correct the problem and rerun the job.

**DFS2507I ERROR PROCESSING DATA SET
INFO: {MACRO=MODCB | SHOWCB
| RDJFCB}, R15=xxx [R0=]**

Explanation: Program DBFUMIN0 encountered an error while processing data set information. A MODCB, SHOWCB, or RDJFCB macro did not complete successfully. The return code from the macro in R15 is shown and the reason code in R0 is given if the MODCB or SHOWCB had a return code of 4.

System action: The utility terminates with a return code of 12.

Programmer response: See an explanation of the VSAM return and reason codes. Correct any user errors, and resubmit the job.

Problem determination: 3, 8, 20

Related reference:

➤ z/OS: VSAM macro return and reason codes

Related information:

Chapter 2, "IMS problem determination," on page 13

**DFS2508I ERROR PROCESSING
ACBLIB-INCORRECT MEMBER TYPE
SPECIFIED**

Explanation: Program DBFUMIN0 determined that the member specified in the ACBLIB was not for a DEDB DBD.

System action: The utility terminates with a return code of 08.

Programmer response: Specify the correct member in the ACBLIB.

**DFS2509I DEFINED (CI SIZE | RECSIZE) IN
CATALOG NOT CONSISTENT WITH
DBD SIZE PARM**

Explanation: The defined control interval (CI) size or LRECL size in the catalog was not consistent with the DBD size parameter.

System action: The utility terminates with a return code of 12.

Programmer response: Change the CI size or LRECL size in the DBD or the catalog so that they are equal.

**DFS2510I INSUFFICIENT SPACE DEFINED FOR
AREA=areaname DD=ddname**

Explanation: The space allocated for the data set, specified by *ddname*, is not sufficient to hold the database area as defined in the DBD.

System action: The Fast Path utility being used terminates.

Programmer response: Decrease the space required for an ADS of the data set indicated by *ddname* by altering the DBD. As an alternative, increase the space allocated for an ADS of the data set indicated by *ddname* by altering the VSAM definition. If *areaname* has multiple data sets, ensure that enough space is also defined for the other data sets.

DFS2511I CONTROL BLOCK MANIPULATION ERROR DURING FORMAT PROCESSING

Explanation: An error occurred during a control block manipulation macro.

System action: The utility terminates with a return code of 12.

Programmer response: Ensure that all DD statements for DEDB areas are correct.

Problem determination: 3, 8, 20, 36

Related information:

Chapter 2, "IMS problem determination," on page 13

DFS2512I AREA=areaname DD=ddname (OPEN | CLOSE) ERROR

Explanation: An error occurred during OPEN or CLOSE processing of the data set.

System action: The Fast Path utility being used terminates.

Programmer response: Ensure that the DD statement for the area is correct.

Problem determination: 3, 8, 20

Related information:

Chapter 2, "IMS problem determination," on page 13

DFS2513I AREA=areaname DD=ddname WRITE ERROR

Explanation: An I/O write error occurred while writing a formatted control interval (CI).

System action: The Fast Path utility being used terminates.

Programmer response: A possible hardware error has occurred, and it might be necessary to allocate space for the DEDB data set on a different DASD device.

| This error might also be the result of attempting to
| allocate an ADS greater than 4 GB, the maximum size
| of a DEDB area.

| Verify the UOW, ROOT and SIZE parameters from the
| DBDGEN. Do not allocate a DEDB area that is greater
| than 4 GB in size.

| Verify that the initial size for the VSAM CLUSTER is
| not greater than 4 GB.

Problem determination: 3, 8, 20, 36

Related information:

Chapter 2, "IMS problem determination," on page 13

DFS2514I SYSPRINT OPEN ERROR

Explanation: Program DBFUMIN0 could not successfully open the SYSPRINT data set.

System action: The utility terminates with a return code of 20.

Programmer response: This problem is probably due to a JCL error. Correct the JCL, and resubmit the job.

DFS2515I SYSPRINT WRITE ERROR

Explanation: Program DBFUMIN0 attempted to write to the SYSPRINT data set and an I/O error occurred.

System action: The utility terminates with a return code of 20.

Problem determination: 3, 8, 20, 36

Related information:

Chapter 2, "IMS problem determination," on page 13

DFS2516I INVALID PARM SPECIFIED IN PARM FIELD-MORE THAN 2048 PARMS SPECIFIED

Explanation: More than 2048 AREA= utility control statements were given in the CONTROL DD statement for the DEDB initialization utility (DBFUMIN0).

System action: The utility terminates with a return code of 4.

Programmer response: Correct the parameters, and resubmit the job.

DFS2517I I/O ERROR READING CONTROL FILE

Explanation: Utility program DBFUMIN0 encountered an I/O error.

System action: The utility terminates with a return code of 4.

Programmer response: Resubmit the job after hardware error is fixed.

DFS2518I INVALID PARM SPECIFIED IN PARM FIELD-INVALID CHARACTER IN PARM

Explanation: The DEDB initialization utility (DBFUMIN0) found an invalid character in a utility control statement. Names following the AREA= control statement must be one to eight characters in length and composed of alphanumeric characters (A-Z, 0-9) or the special characters '\$', '#', and '@'.

System action: The utility terminates with a return code of 4.

Programmer response: Correct the invalid character, and resubmit the job.

DFS2519I ERROR PROCESSING ACBLIB-READ ERROR

Explanation: An I/O error has occurred, or a block read from the ACBLIB did not contain the DMCB and all DMACs.

System action: The utility terminates with a return code of 20.

Programmer response: Ensure that the JCL for the ACBLIB is correct and that the ACBGEN is correct.

Problem determination: 3, 8, 9, 20

Related information:

Chapter 2, "IMS problem determination," on page 13

DFS2520I MULTI-POSITIONING CANNOT BE SPECIFIED FOR A MSDB. - PCB *dbdname* IN PSB *psbname*.

Explanation: The PCB for an MSDB DBD specified multi-positioning (POS=M). This option is invalid for MSDBs.

System action: IMS continues processing the PCB, but does not process the remaining PCBs in the PSB. The PSB is deleted from ACBLIB. Normal execution continues, and the return code is set to 8.

Programmer response: Correct the POS= parameter on the PCB statement, rerun PSBGEN, and rerun ACBGEN with a BUILD statement for this PSB.

DFS2521I INVALID SENSEG-*sensegname* SPECIFIED IN PCB-*dbdname* IN PSB-*psbname*

Explanation: The named sensitive segment in the indicated PSB is not defined in the indicated DBDGEN.

System action: IMS continues processing the PCB and does not process the remaining PCBs in the PSB. The PSB is deleted from the ACBLIB. Normal execution continues and the return code is set to 8.

Programmer response: Correct or remove the SENSEG name on the SENSEG statement in the indicated PCB and PSB. Then rerun the PSBGEN, and rerun the program with a BUILD statement for this PSB.

Problem determination: 18, 19

Related information:

Chapter 2, "IMS problem determination," on page 13

DFS2522I INVALID PROCOPT SPECIFIED FOR SENSEG-*senseg name* IN PCB-*dbdname* IN PSB-*psbname*

Explanation: The named sensitive segment has an invalid processing option specified in the indicated PCB and PSB.

System action: IMS continues processing the PCB and

does not process the remaining PCBs in the PSB. The PSB is deleted from the ACBLIB. Normal execution continues, and the return code is set to 8.

Programmer response: Correct the error processing option on the SENSEG statement in the indicated PCB and PSB. Then rerun the PSBGEN, and rerun the program with a BUILD statement for this PSB.

Problem determination: 18, 19

Related information:

Chapter 2, "IMS problem determination," on page 13

DFS2523I INVALID SENSEG HIERARCHICAL STRUCTURE SPECIFIED IN PCB-*dbdname* IN PSB-*psbname*

Explanation: One or more sensitive segments within the named PCB have an invalid sensitive segment level specification in the indicated PSB. The valid sensitive segment levels are:

- MSDB access is 1.
- DEDB access is 2.

System action: IMS continues processing the PCB and does not process the remaining PCBs in the PSB. The PSB is deleted from the ACBLIB. Normal execution continues, and the return code is set to 8.

Programmer response: Correct the PARENT parameter on the SENSEG statements in the indicated PCB and PSB. Then rerun the PSBGEN, and rerun the program with a BUILD statement for this PSB.

Problem determination: 19

Related information:

Chapter 2, "IMS problem determination," on page 13


DFS2524I AREA=*areaname*, DD=*ddname*, READ ERROR. EEQE ALREADY EXISTS, CI-RBA=*nnnnnnnn*

Explanation: A READ ANY request was rejected because an I/O Toleration extended error queue element (EEQE) exists for control interval (CI) *nnnnnnnn*, and I/O prevention is in effect.

System action: Status code AO is returned to the application program. If data has already been modified on this call, the application program is terminated with IRLM abend 3303. Status code BA might be returned if an INIT call was issued.

Programmer response: If the application program terminates with abend 3303, see the last paragraph of the Operator response for abend 3303 for the appropriate response.

Related information:

 IMS abend 3303

DFS2525I FAST PATH DATA BASE DEFINED IN A NON-FP SYSTEM: *dbname*

Explanation: For information about this message, see DFS2525W.

Related information:

“DFS2525W”

DFS2525W FAST PATH TRANSACTION *tranname* IS NOT CREATED IN A NON-FP SYSTEM *system*

Explanation: The transaction *tranname* is defined as Fast Path exclusive or Fast Path potential, but this IMS did not have Fast Path enabled (FP=N). Transaction *tranname* is not created. The Fast Path database *dbname* is defined in an IMS system that does not have Fast Path enabled (FP=N). Database *dbname* is not created.

System action: Normal execution continues. The transaction *tranname* was not created.

Programmer response: For databases, no action is required unless access to the Fast Path database is wanted. The IMS system must be cold started with Fast Path enabled, with FP=Y defined as an execute parameter.

For transactions, no action is required, unless you want to use a Fast Path transaction. To use the transaction, you must cold start the IMS system with Fast Path enabled (FP=Y defined as an execute parameter). If automatic export is enabled and an export of the systems resource definitions has been done, the Fast Path resource definitions are not in the RDDS. To restore the Fast Path resources, you can do one of the following:

1. Cold start IMS with FP=Y specified as an execute parameter and AUTOIMPORT=MODBLKS specified in the DYNAMIC_RESOURCES section of the DFSDFxxx PROCLIB member. Fast Path resources defined in the MODBLKS data set are created during cold start. Resources that were created dynamically and are not in the MODBLKS data set are lost.
2. Cold start IMS with FP=Y specified as an execute parameter and AUTOIMPORT=RDDS specified in the DYNAMIC_RESOURCES section of the DFSDFxxx PROCLIB member. Issue CREATE commands to create the Fast Path resources that are needed.

Problem determination: 10, 18

Related information:

“DFS2525I”

Chapter 2, “IMS problem determination,” on page 13

DFS2526I DATA SET NOT EMPTY FOR AREA=*areaname* DD=*ddname*

Explanation: An attempt was made to format a DEDB data set which was not empty.

System action: The Fast Path utility being used terminates.

Programmer response: Use the appropriate VSAM options to SCRATCH, DELETE, ALLOCATE, and DEFINE the data set, and rerun the Initialization utility.

Problem determination: 1, 3, 8, 18, 20

Related information:

Chapter 2, “IMS problem determination,” on page 13

DFS2527I NUMBER OF FAST PATH DATA BASE BUFFERS TO BE PAGE-FIXED EXCEEDS LIMIT.

Explanation: During region initialization, the number of Fast Path database buffers page-fixing exceeded the total number of buffers currently available.


System action: The PSB is not initialized and the region terminates abnormally with abend 1006. In a DBCTL environment, if the failing PSB is a thread, a return code is passed back to the CCTL. No abend is issued from the DBCTL region.

Operator response: Contact your IMS system programmer.

Programmer response: For BMPs, MPPs and IFPs, increase the DBBF parameter in the IMS control region job step EXEC PARM during the next IMS execution, decrease the NBA or OBA parameter in the job step EXEC PARM, or wait for a region using Fast Path buffers to terminate and rerun the job. For threads in a DBCTL environment, increase the CNBA parameter in DFSRPR, decrease the FPBUF or FPBOF parameter, or wait for a currently scheduled thread using Fast Path buffers to terminate and rerun the job.

Problem determination: 8, 10, 11

Related information:

 IMS abend 1006

Chapter 2, “IMS problem determination,” on page 13

DFS2528A DUPLICATE AREA NAME-*area name* FOUND IN DEDB-*database name1*-AND-*database name2*

Explanation: A duplicate area name was found in the named DEDB DBD defined in the IMS system. The area name, that was defined in the DD1 operand on one of the AREA statements in the DBDGEN, is defined in another DEDB DBDGEN or is defined within the DEDB DBDGEN.

System action:

If the message is received following the /MODIFY PREPARE or INITIATE OLC PHASE(PREPARE) command, the command is terminated.

Operator response: (master terminal) If the error occurred following the /MODIFY PREPARE or INITIATE OLC PHASE(PREPARE) command, contact your IMS system programmer.

Programmer response: If the error occurred during initialization, correct the DBD in error, run the Application Control Blocks Maintenance utility again, and rerun the job.

If the error occurred following the /MODIFY COMMIT or INITIATE OLC PHASE(COMMIT) command, correct the DBD in error, run the Application Control Blocks Maintenance utility again, and run the Online Change utility.

Problem determination: 1, 4, 18

Module: DBFINI20, DBFOLC02

Related information:

Chapter 2, "IMS problem determination," on page 13

DFS2529I NO FAST PATH REGION IS ACTIVE.

Explanation: A Fast Path input message was queued in the load and balancing group. However, the last region that was scheduled to process the message had terminated. The terminal user is informed that no Fast Path region is available to process an input message at this time.

System action: IMS continues processing.

Operator response: (master terminal) Restart the designated Fast Path region.

(terminal) Make sure the Fast Path region has been restarted and then reenter the input message.

Problem determination: 1, 6, 7, 11

Related information:

Chapter 2, "IMS problem determination," on page 13

DFS2530 FAST PATH EXCLUSIVE TRANSACTION FROM NON-FP TERMINAL

Explanation: A message destined for a Fast Path exclusive transaction was received from a terminal that did not have a Fast Path message buffer defined during system definition or from the master terminal.

System action: The message is ignored.

Programmer response: Regenerate the system, specifying a Fast Path message buffer for all terminals requiring Fast Path support.

Problem determination: 7, 14

Related information:

Chapter 2, "IMS problem determination," on page 13

DFS2531 MESSAGE ROUTED TO UNDEFINED TRANSACTION CODE

Explanation: The Fast Path user input exit directed Fast Path to search the routing code table using the transaction identification as the argument. Program DBFHIEL0 searched the table and did not find an equal comparison.

System action: The message is ignored.

Programmer response: Add the transaction code to the routing code table or correct the user input exit to provide the correct routing information.

Problem determination: 7, 14

Related information:

Chapter 2, "IMS problem determination," on page 13

DFS2532 MESSAGE ROUTED TO UNDEFINED ROUTING CODE

Explanation: The Fast Path user input exit directed Fast Path to search the routing code table with a routing code the exit supplied. Program DBFHIEL0 searched the table and did not find an equal comparison.

System action: The message is ignored.

Programmer response: If the correct routing code is being generated, add the routing code to the routing code table. Otherwise, modify the user input exit to generate the correct routing code.

Problem determination: 7, 14

Related information:

Chapter 2, "IMS problem determination," on page 13

DFS2533 ROUTING CODE NOT ACTIVE

Explanation: No message processing programs were scheduled for this routing code. The master terminal operator must schedule the message processing program before Fast Path can accept any messages for that destination.

System action: The message is ignored.

Operator response: Notify the master terminal operator that the routing code is not active.

Problem determination: 7, 14

Related information:

Chapter 2, "IMS problem determination," on page 13

DFS2534 TRANSACTION CODE NOT ACTIVE

Explanation: No message processing programs were scheduled for the routing code table entry representing this transaction. At least one message processing program must be started by the master terminal operator before Fast Path can allow messages to be

scheduled to this destination.

System action: The message is ignored.

Operator response: Notify the master terminal operator that the transaction code is not active.

Problem determination: 7, 14

Related information:

Chapter 2, "IMS problem determination," on page 13

**DFS2535 FUNCTION NOT AVAILABLE TO
INQUIRY ONLY TERMINAL**

Explanation: The routing code table entry was defined as update at IMS system definition and the input terminal was defined as inquiry only.

System action: The message is ignored.

Operator response: Reenter the transaction from an update terminal.

**DFS2536 FAST PATH EXCLUSIVE TRAN
ROUTED TO IMS**

Explanation: The Fast Path user input exit directed Fast Path to return a message destined for a Fast Path exclusive transaction to IMS for scheduling.

System action: The message is ignored.

Programmer response: Correct the user input exit to route Fast Path exclusive transactions to Fast Path.

Problem determination: 7, 14

Related information:

Chapter 2, "IMS problem determination," on page 13

**DFS2537 INVALID KEYWORD-FAST PATH NOT
INSTALLED**

Explanation: A Fast Path keyword, MSDBLOAD, was entered in an /NRESTART command, but Fast Path was not installed.

System action: The /NRESTART command is ignored.

Operator response: (master terminal) Reenter the command without the Fast Path keyword.

**DFS2538 MSDBLOAD KEYWORD INVALID IN
ERESTART COMMAND**

Explanation: An invalid keyword, MSDBLOAD, was entered in an /ERESTART command.

System action: The command is ignored.

Operator response: Reenter the command without the Fast Path keyword MSDBLOAD.

**DFS2539I OPEN ERROR ON INPUT DATA SET,
NO MSDBS LOADED**

Explanation: The main storage database (MSDB) input data set was not able to be opened successfully.

Possible causes for this problem are:

- There is a missing DD statement. z/OS prints a message identifying the problem.
- The JCL is incorrect.
- A hardware error exists. The system terminates abnormally if such a problem is encountered.

System action: If the DD statement is missing, IMS continues, but no MSDBs are loaded. If the JCL is incorrect. The results are unpredictable.

Programmer response: Ensure that a DD statement is present and the specifications are correct. Shut down IMS and restart the system with MSDBLOAD. If a hardware failure is indicated, rerun the job.

**DFS2540I DBDNAME *dbdname* SEQUENCE
ERROR, NO MSDBS LOADED**

Explanation: The database names in the MSDB input data set were not in ascending order.

System action: IMS continues processing, but no MSDBs are loaded.

Programmer response: Sort the input data set, and reload all MSDBs.

**DFS2541I SEGMENT LENGTH ERROR IN MSDB
*dbdname***

Explanation: The input segment length of this MSDB was not equal to the length specified.

System action: The segment is ignored and the MSDB is stopped.

Programmer response: Correct the input by running the MSDB Maintenance utility. Reload all MSDBs.

Important: For operational convenience, the MSDB can be started, but the segments with invalid fields will not be available and status GE or GB will be issued. These segments cannot be altered, replaced, or deleted until the MSDB data set has been corrected and the MSDBs have been reloaded.

**DFS2542I KEY SEQUENCE ERROR IN MSDB
*dbdname***

Explanation: The segments within an MSDB were not in ascending key order.

System action: The segment is ignored and this MSDB is stopped.

Programmer response: Sort the input data set, and reload all MSDBs.

DFS2543I INSUFFICIENT SPACE FOR MSDB
dbdname

Explanation: There were more input segments than numbers of segments defined in the MSDB PROCLIB member.

System action: All excessive segments are ignored, and this MSDB is stopped.

Programmer response: Check the MSDB Maintenance utility output for the number of segments in this MSDB, and update the PROCLIB member accordingly. Reload all MSDBs.

DFS2544I MSDB *dbdname* CONTAINS INVALID DATA

Explanation: During the loading process, module DBFDBIL0 detected invalid packed data in this MSDB.

System action: Segments with invalid data are flagged, and the MSDB is stopped.

Programmer response: Correct the input for this MSDB by running the MSDB Maintenance utility. Reload all MSDBs.

DFS2545I INVALID MSDB TYPE IN INPUT, MSDB *dbdname*

Explanation: The MSDB type was not valid. The MSDB was not terminal-related, or it was nonterminal-related with and without the terminal key.

System action: All segments of this MSDB are ignored. The MSDB is stopped.

Programmer response: Correct all segments in this MSDB and reload all MSDBs.

DFS2546I INVALID KEY LENGTH IN MSDB *dbdname*

Explanation: The key length of this segment must be equal to the length of the LTERM name (eight characters) if the MSDB type is terminal-related or nonterminal-related with the terminal key.

System action: The segment is ignored and this MSDB is stopped.

Programmer response: Correct the input, and reload all MSDBs.

DFS2547I KEY (LTERM) xxxxxxxx NOT FOUND IN SYSTEM

Explanation: An LTERM name was used as a key. However, it was not able to be located in this IMS system.

System action: The segment is ignored and the MSDB is stopped.

Programmer response: Correct the input by running the MSDB Maintenance utility or redefine IMS with this LTERM name. Reload all MSDBs.

DFS2548I ERRORS IN MSDB *dbdname*, MSDB STOPPED

Explanation: Module DBFDBIL0 attempted to load the MSDBs and detected an error. For further information, see messages DFS2541I, DFS2542I, DFS2543I, DFS2544I, DFS2545I, DFS2546I, DFS2547I, and DFS2550I.

System action: The MSDB is stopped.

Programmer response: Correct all errors described in the referenced messages. Reload all MSDBs.

Related information:

"DFS2541I" on page 543

"DFS2542I" on page 543

"DFS2543I"

"DFS2544I"

"DFS2545I"

"DFS2546I"

"DFS2547I"

"DFS2550I"

DFS2549I I/O ERROR ON INPUT DATA SET, NO MSDBS LOADED

Explanation: An I/O problem was encountered. This message is preceded by message DFS2552I.

System action: The MSDB loading process is stopped.

Programmer response: Check the information in the DFS2552I message. Try loading from a different unit, or re-create the input data set. Reload all MSDBs.

Related information:

"DFS2552I" on page 545

DFS2550I TYPES DO NOT MATCH IN MSDB *dbdname*

Explanation: A discrepancy was found between the MSDB type in the input data set and the type specified in the DBD.

System action: The segment is ignored and the database is stopped.

Programmer response: Correct the input data set, or rerun DBDGEN. Reload all MSDBs.

Chapter 55. DFS messages, DFS2551I - DFS2600A

This topic contains the following messages:

DFS2551I MSDB *dbname* IS EMPTY

Explanation: The main storage database (MSDB) identified by *dbname* was specified in the MSDB PROCLIB member, but module DBFDBIL0 found no input in the data set.

Programmer response: If the MSDB is dynamic, insert commands (ISRT) can be used to load the database.

DFS2552I SYNAD error message buffer

Explanation: This message contains the MVS SYNAD error message buffer. For further information, see *Data Administration: Macro Instruction Reference for MVS/DFP*.

This message is followed by message DFS2549I.

System action: The MSDB loading process is stopped.

Programmer response: Try loading from a different unit, or re-create the input data set.

Related information:

“DFS2549I” on page 544

DFS2553I DBDNAME *dbname* NOT FOUND IN SYSTEM

Explanation: Program DBFDBIL0 found the database name *dbname* in the input data set. However, that name was not defined in the MSDB PROCLIB member, or program DBFINTEO found a PCB that references a DBD that could not be found in the system.

System action: The segment is ignored. For the second case, replace the PSB or the DBD, or both.

Programmer response: Correct the PROCLIB member. Reload all MSDBs.

DFS2554I MSDB *dbname* LOADED

Explanation: This message verifies that this database was loaded without errors.

DFS2555I NO SUFFIX FOR MSDB MEMBER DEFINED.

Explanation: There was no suffix defined in the IMS startup procedure for the MSDB member.

System action: IMS continues running.

Programmer response: Be sure that the current IMS system does not require any MSDBs. If the system does

require MSDBs, stop IMS, and update or override the startup procedure.

DFS2558I THE INTENT LIST LENGTH EXCEEDS LIMIT IN PSB *psbname*.

Explanation: The PSB identified by *psbname* has large numbers of DBPCBs, causing the intent list length to exceed the 64 K limit.

System action: The ACBGEN utility terminated due to this error.

Programmer response: Decrease the number of DBPCBs in the PSB, and rerun the PSBGEN and the ACBGEN.

Module: DFSUAMB0


DFS2559A GETMAIN FAILED.

Explanation: The IMS control region did not have sufficient storage to build a work area.

System action: IMS terminates abnormally with abend 1012.

Programmer response: Increase the size of the IMS control region by 4096 bytes.

Related information:

 IMS abend 1012

DFS2560I WAITING FOR THE OLCSTAT DATA SET

Explanation: The global online change allocated the OLCSTAT data set. This batch job is waiting until the global online change deallocates the OLCSTAT.

System action: Processing continues when the global online change deallocates the OLCSTAT data set.

Programmer response: No action is required.

Module: DFSBIND0

DFS2561A FORMAT ERROR IN COMMAND FROM DBFMSDB*n* ENCOUNTERED IN POSITION*xx*

Explanation: Module DBFINI10 encountered a format error in member DBFMSDB*n* of the *ddname*=PROCLIB data set.

System action: IMS terminates abnormally with abend 1012.

Programmer response: Correct the format of the MSDB parameter in DBFMSDB*n*, and rerun the job.

Related information:

➔ IMS abend 1012

DFS2562A DUPLICATE DBD NAME SPECIFIED

Explanation: A duplicate DBD name was specified in the MSDB load determination member in DBFMSDB*n*.

System action: IMS terminates abnormally with abend 1012.

Programmer response: Check and correct the DBD names defined in PROCLIB member DBFMSDB*n*.

Related information:

➔ IMS abend 1012

DFS2563I NO MSDBS FOUND-MSDBLOAD IGNORED

Explanation: One of the following problems occurred:

- The Fast Path keyword MSDBLOAD was entered with an /NRESTART command, but no PROCLIB member was defined in the IMS procedure, or
- No DBD exists in ACBLIB for the MSDB.

Message DFS2706A or DFS0579W is issued before this message.

System action: The MSDBLOAD keyword is ignored.

Programmer response: If you want to use MSDBs:

- Add an MSDB member to PROCLIB.
- Make sure a DBD for the MSDB exists in ACBLIB.
- Change the IMS procedure.

Related information:

“DFS0579W” on page 156

“DFS2706A” on page 570

DFS2564I ERROR IN OBTAINING DEVICE TABLE, DDNAME *ddname*, RC=*return code*

Explanation: Program DBFDBTC0 detected an error when an MVS DEVTYPE macro was issued.

Code Meaning

- | | |
|----|------------------------------------|
| 04 | An incorrect <i>ddname</i> exists. |
| 08 | There is an invalid area address. |

System action: The MSDB CHKPT/DUMP data is not formatted if the error occurred during a cold start. The MSDB image copy is not loaded if the error occurred in an emergency restart or in a normal restart.

Programmer response: If the return code was 04, check and correct the *ddname*.

Problem determination: 4, 36

Related information:

Chapter 2, “IMS problem determination,” on page 13

DFS2565I BLOCK LENGTH EXCEEDS TRACK CAPACITY, DDNAME=*ddname*

Explanation: The block length specified in the DCB exceeds the track capacity of this device type. This error might occur if the block size of the DCB was changed.

System action: See message DFS2564I.

Programmer response: See message DFS2564I.

Related information:

DFS2564I

DFS2566I BUFFER LENGTH IS ZERO, DDNAME=*ddname*

Explanation: The buffer length of this DCB was modified to zero.

System action: See message DFS2564I.

Programmer response: See message DFS2564I.

Related information:

DFS2564I

DFS2567I DUMMY/INCORRECT ALLOCATION FOR DDNAME *ddname*-DATA SET CANNOT BE USED

Explanation: The DD statement referenced a dummy allocation or a SYSIN/SYSOUT data set.

System action: See message DFS2564I.

Programmer response: Correct the DD statement, and resubmit the job.

Related information:

DFS2564I

DFS2568I *ddname* IS NOT ON DIRECT ACCESS STORAGE DEVICE

Explanation: The UCCTYPE pointed to by this DD statement did not indicate a direct access storage device.

System action: See message DFS2564I.

Programmer response: Correct the DD statement and the allocation, and resubmit the job.

Related information:

DFS2564I

DFS2569I AREA=*areaname* DD=*ddname* CONNECT | EXTEND ERROR

or

AREA=*areaname* DD=*ddname* SAF ACCESS DENIED


Explanation: The module DBFMMIT0 was unable to

connect or open the data set associated with the *ddname*. VSAM error message IEC161I was issued before this message.

System action: If a request is made to open an ADS for the DEDB Create utility, the utility attempts to open the next ADS. If the next ADS is unavailable, the DEDB Create utility terminates and the named area continues processing. If a request is made to open an ADS for other than the DEDB Create utility, messages DFS3702I and DFS2574I are issued after this message. The named area is terminated and marked as stopped.

Programmer response: Check VSAM error message IEC161I, correct the error, and follow the appropriate restart procedure. To select the appropriate restart procedure, check the Programmer response in messages DFS3702I and DFS2574I, which follow this message.

Related reference:

 For information about IEC161I

Related information:

“DFS2574I” on page 548

“DFS3702I” on page 803

DFS2570I *AREA=areaname DD=ddname*
DISCONNECT ERROR

Explanation: The module DBFMMIT0 was unable to disconnect (close) the data set associated with the identified *ddname*. VSAM error message IEC251I was issued before this message.

System action: Close processing is discontinued for the data set.

Operator response: No action is required.

Programmer response: Check VSAM error message IEC251I to determine the cause of the error, then run a VSAM access method service program to determine if the named ADS is usable. If the named ADS is not usable, run the DEDB Create utility or the Database Recovery utility.

Related reference:

 z/OS: IEC251I

DFS2571I (*ccccffss*) *AREA=areaname DD=ddname,*
READ ERROR, CI-RBA=nnnnnnnn,
REMAINING EQE=nn, EEQE=nnnn

Explanation: A read error occurred in the data set at control interval (CI) RBA *nnnnnnnn*. The error queue element (EQE=*nn*) represents the number of consecutive read errors in the data set. The maximum number of EQEs for read errors is EQE=03. For a single area data set (SADS), EEQE=*nnnn* is also displayed in the message if there are existing EEQEs for write errors for the area. The extended error queue element (EEQE=*nnnn*) represents the number of existing write errors for the area. The variable *ccccffss* represents the

Media Manager error return code used for problem determination.

System action: If the named area did not read the other data sets, the system tries to read from other data sets. Otherwise, a status code AO is returned to the application program. If a permanent I/O error (indicated by a Media Manager error return code of X'0020FF10'), has **not** occurred, an MVS SDUMP can be taken to the SYS1.DUMP data set by the Media Manager FRR routine or the Fast Path I/O error routine.

Operator response: If the read errors persist, run the DEDB Create utility or the Database Recovery utility for this area.

Problem determination: 1, 6, 11, 20. Problem determination is effective when the Media Manager return code is not X'0020FF10'.

Related information:

Chapter 2, “IMS problem determination,” on page 13

DFS2572I (*ccccffss*) *AREA=areaname DD=ddname,*
WRITE ERROR, CI-RBA=nnnnnnnn,
REMAINING EQE=nn, EEQE=nnnn

Explanation: A write error occurred in the data set at control interval (CI) RBA=*nnnnnnnn*. The error queue element (EQE=*nn*) represents the number of write errors in the data set. The maximum number of EQEs for write errors is EQE=10. For a single area data set (SADS), EEQE=*nnnn* is also displayed in the message. The extended error queue element (EEQE=*nnnn*) represents the number of existing write errors for the area. The variable *ccccffss* represents the Media Manager error return code used for problem determination.

The error return code of X'40CF4040' indicates a write error on the coupling facility structure. Message DFS2830I is issued before this return code.

System action: The system produces an error queue element (EQE) for multiple area data sets (MADS) and the CI on the error data set is deactivated. The system produces an extended error queue element (EEQE) for a single area data set (SADS) and the CI in error is available in the IO Tolerant (IOT) buffer for the system that encountered the write error. If a permanent I/O error (indicated by a Media Manager error return code of X'0020FF10'), has not occurred, a z/OS SDUMP can be taken to the SYS1.DUMP data set by the Media Manager FRR routine or Fast Path I/O error routine.

Operator response: If this control interval is critical CI, run the DEDB Create utility or the Database Recovery utility for this area to restart the area with a /START command.

Problem determination: 1, 6, 11, 20. Problem determination is effective when the Media Manager error return code is not X'0020FF10'.

Related information:

“DFS2830I” on page 587

Chapter 2, “IMS problem determination,” on page 13

DFS2573I **AREA=areaname, DD=ddname, READ ERROR. CI-RBA=nnnnnnnn**

Explanation: A read error occurred in the data set at control interval (CI) RBA *nnnnnnnn*. An EQE exists for this data set.

System action: A status code AO is returned to the application program.

Operator response: If the read errors persist, run the DEDB Create utility or the Database Recovery utility for this area.

DFS2574I **AREA=aaaaaaaa CLOSED|STOPPED, (RECOVERY NEEDED, RSN=nn)**

Explanation: When the named area is terminated by an area open failure, a severe I/O error, a /STOP command, or a /DBRECOVERY command, the named area is marked as stopped. If the return code from DBRC indicated a recovery-needed status, that status is added to the message. If this message is issued during an emergency restart, recovery-needed status is always added to the message, even though the named area is not registered with DBRC. The following are the reasons (RSN=) for the problem:

- 00 Reason code unavailable for message. This code is the default.
- 01 VSO area *aaaaaaaa* had a severe error during emergency restart.
- 02 VSO area *aaaaaaaa* had a severe error during emergency restart.
- 03 Emergency restart could not process area *aaaaaaaa* because a severe error had occurred on the area before failure.
- 04 Area *aaaaaaaa* must be recovered following an /ERE COLDBASE command.
- 05 Area open failed during emergency restart.
- 06 VSO area *aaaaaaaa* had a severe error during emergency restart.
- 07 Area *aaaaaaaa* had a read error during emergency restart.
- 08 Area *aaaaaaaa* had a write error during emergency restart.
- 09 VSO Area *aaaaaaaa* could not be recovered across an XRF takeover because a storage request failed.
- 10 Either Emergency Restart or XRF Takeover determined that DASD writes failed to complete for a unrecoverable DEDB area. The area must be restored from an Image Copy.
- 12 Emergency restart could not process area *aaaaaaaa* due to insufficient storage required for the area private buffer pool.
- 13 During an /ERE or XRF TAKEOVER process, an inconsistency was noted in the VSO options

for an AREA. The AREA is stopped. Message DFS2574I is issued with reason code 13. Issue a /START AREA or UPDATE AREA START(ACCESS) command to correct the inconsistency.

- 14 An area has been stopped and marked as recovery needed due to one of the SVSODR options. These options take effect at emergency restart processing for SVSO areas.
- 15 Emergency restart could not process area *aaaaaaaa* due to an inconsistency in the SVSO private buffer pool. The preceding message, DFS2835L, identifies the inconsistency.

System action: Processing is terminated for the named area. The Prohibit Authorization flag is set for the database or area, unless the message is in response to a /DBR command that includes the NOPFA option.

Operator response: If message DFS3712A or message DFS3713A preceded this message, correct any VSAM errors before restarting the area; then run recovery, if necessary.

If the area is indicated as recovery-needed, recover the area using the Database Recovery utility before restarting the area.

If the area is in recovery-needed status because an extended error queue element (EEQE) still exists, issue a LIST.DBDS command to find the EQERBA. If a write error EEQE with a null EQERBA exists, it was created because IMS lost connectivity with the coupling facility, causing CASTOUT to fail. The area is marked as temporary recover-needed. When connectivity is re-established and CAST is successful, the status is reset. If you find anything other than null EQERBA, recover the area using the /UNLOCK SYSTEM command.

Module: DBFERST0, DBFE2CI0, DBFMOPC0, DBFMLCL0

Related information:

“DFS2835I” on page 587

“DFS3712A” on page 812

“DFS3713A” on page 812

DFS2575I **PROCSEQ IS INVALID FOR DEDB PCB dbdname IN PSB psbname**

Explanation: The PCB for a DEDB DBD identified by *dbdname* in the message specified PROCSEQ. This option is not valid for DEDBs.

System action: IMS continues processing the PCB and does not process the remaining PCBs in the PSB. The PSB is deleted from ACBLIB. Normal execution continues and the return code is set to 8.

Programmer response: Correct the PROCSEQ parameter on the PCB statement, run the PSBGEN utility again, and run the ACBGEN with a BUILD statement for this PSB.


DFS2576A MEMBER=xxxxxxx IS EMPTY

Explanation: The system found member DBFMSDBn in the procedure library specified by ddname=PROCLIB, but the member was empty (all blanks). The MSDB parameter of the IMS control region EXEC statement is used to specify the suffix in DBFMSDBn.

System action: IMS terminates abnormally with abend 1012.

Programmer response: Define MSDBs in member DBFMSDBn correctly in the procedure library, or correct the suffix on the IMS control region EXEC statement.

Related information:

 IMS abend 1012

DFS2577 INELIGIBLE MESSAGE TO FP EXCLUSIVE TRAN ID

Explanation: The message is multisegment. Fast Path supports only single-segment messages.

System action: The message is ignored.

Operator response: Reenter the message in the correct format.

DFS2578I ddname OPEN ERROR

Explanation: Program DBFDBFM0 was unable to open the DCB for this data set. Possible causes are:

- There is a missing DD statement.
- The JCL is incorrect.
- A hardware error exists.

System action: Only one MSDB checkpoint is used if an MSDB checkpoint data set cannot be opened. No MSDB checkpoint is taken if both data sets cannot be opened. The DUMP facility of the MSDBs is canceled if the memory dump data set cannot be opened.

Programmer response: Make sure that a DD statement is present and that its specifications are correct. If a hardware failure is indicated, rerun the job.

DFS2579I xxxxx TRACKS ALLOCATED FOR ddname, BUT yyyy REQUIRED

Explanation: Insufficient direct access storage device space was allocated for the given data set to hold an MSDB checkpoint or memory dump.

System action: Only one or no MSDB checkpoint is used, or the memory dump facility is suppressed.

Programmer response: Correct the allocation for the given data set and cold start IMS.

DFS2580I SYNAD error message buffer

Explanation: This message contains the MVS SYNAD error message buffer.

System action: See message DFS2579I.

Programmer response: Try from a different unit, or reallocate the data set on another direct access storage device.

Related information:

DFS2579I

DFS2581I ddname FORMATTED

Explanation: This message verifies that the given data set was formatted without errors.

DFS2582I ERROR IN MSDB DUMP DATA SET, DUMP FACILITY CANCELED

Explanation: Program DBFDBFM0 found an error in the MSDB memory dump data set. The memory dump facility is canceled.

System action: See the message that was issued before this message.

Programmer response: See the message that was issued before this message.

DFS2584I ERRORS IN MSDB CHKPT DATA SETS, NO MSDB CHKPT WILL BE TAKEN

Explanation: Program DBFDBFM0 found errors in the MSDB checkpoint data sets, and no MSDB checkpoint was taken.

System action: See the messages that were issued before this message.

Programmer response: See the messages that were issued before this message.

DFS2585I NO MSDBS FOUND-FORMATTING IGNORED

Explanation: One of the following problems occurred:

- Program DBFDBFM0 requested Fast Path keyword MSDBLOAD in an /NRESTART command, but no PROCLIB member was defined in IMS, or
- No DBD exists in ACBLIB for the MSDB.

Message DFS2706A or DFS0579W is issued before this message.

System action: The data sets are not formatted.

Programmer response: If you want to use MSDBs, make sure that a DBD for the MSDB exists in ACBLIB, or change the IMS startup procedure, or do both.

Related information:

"DFS0579W" on page 156

"DFS2706A" on page 570

DFS2586I ALLOCATION FOR *ddname* DOES NOT START ON CYLINDER BOUNDARY

Explanation: The allocation for *ddname*=*bb* does not start on the cylinder boundary.

System action: The data set is not used.

Programmer response: Reallocate space for this data set, using SPACE=(CYL,(*xx*),,CONTIG).

DFS2588W FP WAS DEFINED AS KEYWORD, BUT FP IS NOT INSTALLED

Explanation: Fast Path (FP) was defined as a keyword in the IMS fix list, but Fast Path is not installed.

System action: IMS continues running.

Programmer response: Check and correct the DFSFIXnn member in the IMS PROCLIB.

DFS2589I *ddname* OPEN ERROR

Explanation: Program DBFDBDL0 could not open the DCB for this data set. Possible causes are:

- There is a missing DD statement.
- The JCL is incorrect.
- A hardware error exists.

System action: The MSDB image copy is not loaded.

Programmer response: Make sure that there is a DD statement and that its specifications are correct. If hardware failure is indicated, rerun the job, using a different unit.

DFS2590I INVALID CHECKPOINT ID FOUND IN *ddname*

Explanation: The checkpoint identification in the MSDB image copy control record was not the same as the identification from which the system was restarted. A possible cause is that a wrong checkpoint was entered or the DD statement points to the wrong data set.

System action: No MSDB image copy is loaded.

Programmer response: Restart IMS with the correct checkpoint identification or correct the JCL.

DFS2591I NO MSDB HEADERS FOUND, IMAGE COPY LOAD IGNORED

Explanation: IMS was restarted with no main storage databases (MSDB) from a checkpoint of a system with MSDBs.

System action: No MSDB image copy is loaded.

Programmer response: If MSDBs are to be used,

change the IMS startup procedure.

DFS2592I NO MSDBS LOADED DUE TO PREVIOUS ERROR(S)

Explanation: Program DBFDBDL0 found previous errors, and no MSDBs were loaded.

System action: None.

Programmer response: See the messages that were issued before this message.

DFS2593I INVALID MSDB HEADER *dbdname*

Explanation: A change to the system between shutdown and restart caused an error. The DBD *dbdname* indicates the first DBD in the MSDB checkpoint that does not match the ACBLIB.

System action: No MSDB image copy is loaded, and the MSDBs cannot be used.

Programmer response: Check and correct the database name, segment length, or length of the data area. Make sure that no other changes were made to the DBD specified in the message. Also make sure that the ACBLIB has not been changed. If it has, restart the system with a cold start.

DFS2594I NO CONTROL RECORD FOUND IN *ddname* RC=XX

Explanation: Program DBFDBDL0 attempted to load the MSDB image copy from a data set. However it failed. The return code *XX* identifies the problem:

Code	Meaning
01	A data set does not contain an MSDB checkpoint or the checkpoint was incomplete.
02	If the active system is taking the checkpoint, the alternate system cannot use the same MSDB checkpoint data set. This condition is temporary.

System action: The system takes action based on the return code:

- 01 No MSDB copy is loaded, and the MSDBs cannot be used.
- 02 The system rereads the MSDB data set every 3 seconds until it successfully reads.

Programmer response: Take action based on the return code:

- 01 Make sure that the JCL is correct. Otherwise, restart IMS from another checkpoint data set, if possible, or run the MSDB recovery utility to create a new initial load data set, and restart the system with MSDBLOAD.
- 02 The system rereads the checkpoint data set. If message RC=02 is issued only once, no response is required. If message RC=02 is issued more than once, check the status of active IMS. If active IMS is down, or an I/O

error occurred on the MSDB checkpoint data set in active IMS, enter the /STOP BACKUP command to stop the alternate IMS.

**DFS2595I MSDB IMAGE COPY LOADED FROM
CHKPT DATA SET *ddname***

Explanation: This message verifies that the MSDB image copy was loaded from the checkpoint data set *ddnamebb*.

DFS2596I I/O ERROR IN *ddname,cc,co,stat,sens,cchlhr*

Explanation: Program DBFDBDL0 attempted to read the MSDB checkpoint data set, and an I/O error occurred. The following information is given in the message text:

cc The ECB completion code
co The command code of the CCW that caused the error
stat Status information
sens Sense bytes
cchlhr The disk address where the error occurred

System action: IMS stops the load process, and the MSDBs cannot be used.

Programmer response: Try these steps:

1. Try loading from a different unit.
2. Create an initial load data set using the MSDB Recovery utility and restart the system with MSDBLOAD.


**DFS2597I INVALID MSDB POOL LENGTH IN
ddname, IMAGE COPY IGNORED**

Explanation: Program DBFDBDL0 detected a difference in the lengths of the fixed or pageable main storage database (MSDB) pool as specified in the MSDB checkpoint data set control record and in the ESCD. No MSDBs are loaded from the MSDB checkpoint data set.

System action: Processing continues except in an emergency restart when IMS terminates with abend 0168.

Programmer response: Make sure that no MSDB definitions were changed between the IMS shutdown and restart.

Related information:

 IMS abend 0168

**DFS2598I (*ccccffss*) AREA=*areaname* DD=*ddname*
UNEXPECTED MEDIA MANAGER
MMCALL ERROR**

Explanation: An unexpected Media Manager MMCALL error occurred because Media Manager used invalid control blocks. The variable *ccccffss* represents the Media Manager error return code used for problem determination.

System action: An error from an I/O read request is treated the same as an error from a physical read I/O. IMS blocks further access to the failing CI and records the CI-RBA in the second CI of the area. The data set remains open, but the error log (type X'24') is not produced. If the error resulted from an I/O request for update, IMS closes the data set and stops the area if the data set is the only one available in this area. An MVS SDUMP is taken to the SYS1.DUMP data set for problem determination.

Operator response: If the data set is closed but the area is not stopped, run the DEDB Area Data Set Create utility to recover the data set. If the area is stopped, run the Database Recovery utility to recover the area.

System programmer response: If the error persists and if the data set is needed, contact IBM Software Support for additional analysis.

Programmer response: The application program receives status code AO if access to the failing CI is attempted. The CI can be accessed after the Database Recovery or DEDB Area Data Set Create utility is run.

Problem determination: 1, 6, 11, 20

Related reference:

 z/OS: Media Manager return codes

Related information:

Chapter 2, "IMS problem determination," on page 13

**DFS2599I BLDL FAILED FOR RAND. MODULE
xxxxxxx DEFINED IN DMCB *xxxxxxx***

Explanation: Program DBFINI24 was not able to find the randomizing module defined at database generation for the DEDB master control block (DMCB) identified by *xxxxxxx*.

System action: IMS continues running. However, the defined DMCB is unusable for the present IMS system. Access to this DEDB results in a status code FH.

Programmer response: To correct this problem, perform the following steps:

1. Install the missing randomizing module with the correct BIND time specification of RMODE in one of the searched libraries.
2. Issue the /STO DB or UPDATE DB STOP(ACCESS) command against the DEDB.
3. Issue the /START DB or UPDATE DB START(ACCESS) command against the DEDB to reload the randomizer.

**DFS2600A OPEN ERROR FOR DEDB UTILITY,
DB *xxxxxxx***

Explanation: A SYSIN or a SYSPRINT open error occurred.

System action: The utility is stopped.

Operator response: See the OS/VS Data Management

error message issued before this message for information to correct the problem.

Chapter 56. DFS messages, DFS2601I - DFS2650A

This topic contains the following messages:

DFS2601I DEDB UTILITY *xxxxxxxx* STARTED, DB
xxxx AREA *xxxx*

Explanation: The DEDB utility was successfully started in the named database and area.

DFS2602I DEDB UTILITY *xxxxxxxx* ENDED, DB
xxxx AREA *xxxx*

Explanation: The DEDB utility has completed processing in the named database and area.

DFS2603A SYSPRINT ERROR FOR DEDB
UTILITY

Explanation: An I/O error occurred in the system output of a utility, as shown in message DFS2604A.

System action: The utility is terminated.

Programmer response: Correct the error according to the z/OS Data Management error message issued before this message.

Related information:

"DFS2604A"

DFS2604A DB *xxxx* AREA *xxxx*

Explanation: This message identifies the database and area where the I/O error referenced in message DFS2603A occurred.

System action: The utility is terminated.

Related information:

"DFS2603A"

DFS2605I AREA=*areaname* DD=*ddname*, ERROR IN
RBA OF CI READ, CI-RBA=*xxxxxxxx*

Explanation: The relative byte address (RBA) in the buffer, which was returned from the VSAM read, is not equal to the RBA requested.

System action: The buffer is returned, and the data entry database (DEDB) remains available.

Programmer response: Check the area for valid data in the RBA field of the control interval (CI). An error might have occurred during an unload or reload operation.

DFS2606I ERROR IN CIDF OF CI READ

Explanation: The control interval definition field

(CIDF) in the buffer, which was returned from the VSAM read, did not indicate a full control interval (CI) for the record size of this area.

System action: The buffer is returned, and the data entry database (DEDB) remains available.

Programmer response: Check the area for valid data in the CIDF field of the CI. An error might have occurred during an unload or reload operation.

DFS2607I SYSIN I/O ERROR FOR DEDB
UTILITY

Explanation: An I/O error occurred in the SYSIN data set while running a DEDB utility.

System action: The utility is terminated.

Programmer response: Take appropriate action to correct the error; then rerun the utility.

DFS2608W MSDBS NOT AVAILABLE - NO
MSDBCPX DATA SET NAMES FOUND
IN CHECKPOINT

Explanation: No main storage databases (MSDB) were available for use. During IMS warm restart or emergency restart processing, one or more MSDB database definitions were found in the checkpoint log records. However, the checkpoint log records did not include the names of the MSDB checkpoint data sets (MSDBCPx) from which IMS loads the MSDBs during restart.

The restart of the previous execution of IMS did not load any MSDBs. MSDB database runtime resource definitions were later added by online change or dynamic resource definition from the CREATE DB or the IMPORT DEFN command. The MSDB runtime resource definitions were included in the checkpoint log records during system checkpoint, but since there were no MSDB databases loaded during the previous execution of IMS, no MSDBs were written to the MSDB checkpoint data sets (MSDBCPx) at IMS system checkpoint time.

System action: IMS continues processing, but no MSDB databases are available for use.

Programmer response: To make the MSDB databases available for use, cold start or warm restart IMS with the MSDBLOAD keyword. This loads the MSDB databases from the MSDBINIT data set. The MSDBINIT data set must include MSDB databases for all newly created MSDB resources.

Module: DBFINI21

**DFS2609 CONTROL BLOCK ERRORS.
CONVERSATION TERMINATED.**

Explanation: At the end of a warm or emergency restart, the IMS control blocks related to IMS conversations are validated. However errors were found; IMS terminated the affected conversations.

One or more IMS conversations were terminated because of invalid control blocks. IMS writes an X'3C' log record containing diagnostic information.

System action: Restart processing continues.

Problem determination: 1, 5, 25, 26, 36

Module: DFSCFIX0

Related information:

Chapter 2, "IMS problem determination," on page 13

**DFS2610 MSG-Q ERRORS FOUND/
CORRECTED. MSG MAY BE LOST.**

Explanation: Module DFSQFIX0 detected invalid data or inconsistencies, or both, between messages and control blocks in the message queues and made the queues valid. The process might have caused some messages or conversations, or both to be lost.

System action: The invalid data, corrected control blocks, and any purged messages were written to the IMS log. Processing continues with the corrected queues.

Problem determination: 1, 5, 25, 26, 36 (if conversations are involved)

Related information:

Chapter 2, "IMS problem determination," on page 13

DFS2611I COMMAND NAME NOT FOUND

Explanation: The program looked for a DEDB utility command name. However, there was no command name on the input line, or the program could not find the name in its table of valid command names.

System action: The DEDB utility program stops scanning the current input line. Further processing is as specified by the user in the ERRORACTION command.

Programmer response: Correct the DEDB utility input, and rerun the DEDB utility.

DFS2612I OPERAND DATA LEFT OVER

Explanation: The program has processed all the operands it expected for this command. However, there was still more operand data on the input line.

System action: The DEDB utility program stops scanning the current input line. Further processing is as specified by the user in the ERRORACTION command.

Programmer response: Correct the DEDB utility input, and rerun the DEDB utility.

DFS2613I UNABLE TO INTERPRET OPERAND

Explanation: The operand field was omitted, or it was supplied but was not recognized as any of the valid choices for this command.

System action: The DEDB utility program stops scanning the current input line. Further processing is as specified by the user in the ERRORACTION command.

Programmer response: Correct the DEDB utility input. Then rerun the DEDB utility.

DFS2614I UNUSABLE NAME

Explanation: The program scanned a name to be used with the operating system. The name that the program found was not usable for one of the following reasons:

- The name was longer than 8 characters
- The first character was not alphabetic
- One of the later characters was not alphanumeric.

System action: The DEDB utility program stops scanning the current input line. Further processing is as specified by the user in the ERRORACTION command.

Programmer response: Correct the DEDB utility input, and rerun the DEDB utility.

**DFS2615I UNABLE TO CONVERT SEQUENTIAL
DEPENDENT ADDRESS**

Explanation: The program expected a sequential dependent address in hexadecimal, in the form X"hex digits". The X or the starting quotation mark was missing.

System action: The DEDB utility program stops scanning the current input line. Further processing is as specified by the user in the ERRORACTION command.

Programmer response: Correct the DEDB utility input, and rerun the DEDB utility.

DFS2616I UNABLE TO RECOGNIZE KEYWORD

Explanation: The program looked for a keyword, followed by an equal sign. One of the following problems was encountered:

- The keyword was missing.
- The keyword was not in the table of keywords for this command.
- The equal sign was missing.

System action: The DEDB utility program stops scanning the current input line. Further processing is as specified by the user in the ERRORACTION command.

Programmer response: Correct the DEDB utility input, and rerun the DEDB utility.

DFS2617I UNABLE TO FIND STARTING QUOTE

Explanation: The program was unable to find a string in quotation marks.

System action: The DEDB utility program stops scanning the current input line. Further processing is as specified by the user in the ERRORACTION command.

Programmer response: Correct the DEDB utility input, and rerun the DEDB utility.

DFS2618I UNABLE TO SCAN FIELD VALUE

Explanation: The program looked for a value specification of the form C"characters", X"hex digits", or P"decimal digits". The first character was not a C, an X, or a P; or the second character was not a quotation mark.

System action: The DEDB utility program stops scanning the current input line. Further processing is as specified by the user in the ERRORACTION command.

Programmer response: Correct the DEDB utility input, and rerun the DEDB utility.

DFS2619I UNABLE TO SCAN FULLWORD VALUE

Explanation: The program tried to scan a 32-bit value. The field was omitted, or the field began with an X without a following quotation mark.

System action: The DEDB utility program stops scanning the current input line. Further processing is as specified by the user in the ERRORACTION command.

Programmer response: Correct the DEDB utility input, and rerun the DEDB utility.

DFS2620I UNABLE TO FIND ENDING QUOTE

Explanation: The program scanned a value that started with a quotation mark and expected it to end with a quotation mark. However, the end of the operand field was encountered first.

System action: The DEDB utility program stops scanning the current input line. Further processing is as specified by the user in the ERRORACTION command.

Programmer response: Correct the DEDB utility input, and rerun the DEDB utility.

DFS2621I VALUE IS TOO LARGE

Explanation: The program found too many characters of input, or too many bits were evaluated to fit into the space that was set aside to store this value.

System action: The DEDB utility program stops scanning the current input line. Further processing is as specified by the user in the ERRORACTION command.

Programmer response: Correct the DEDB utility input, and rerun the DEDB utility.

DFS2622I CHARACTER NOT RECOGNIZED AS HEXADECIMAL DIGIT

Explanation: The program recognizes the decimal digits 0 through 9 and the uppercase letters A through F as hexadecimal digits. Some other character were found as part of a hexadecimal field.

System action: The DEDB utility program stops scanning the current input line. Further processing is as specified by the user in the ERRORACTION command.

Programmer response: Correct the DEDB utility input, and rerun the DEDB utility.

DFS2623I CHARACTER NOT RECOGNIZED AS DECIMAL DIGIT

Explanation: The program scanned a decimal value, but one of the characters was not a decimal digit.

System action: The DEDB utility program stops scanning the current input line. Further processing is as specified by the user in the ERRORACTION command.

Programmer response: Correct the DEDB utility input, and rerun the DEDB utility.

DFS2624I UNABLE TO HANDLE FIELD OF LENGTH ZERO

Explanation: The input contained a specification with nothing between the quotation marks, such as X' ' or C' '. The program needs at least one character of data, as in X'3'.

System action: The DEDB utility program stops scanning the current input line. Further processing is as specified by the user in the ERRORACTION command.

Programmer response: Correct the DEDB utility input, and rerun the DEDB utility.

DFS2625I COMMA OR BLANK IS EXPECTED.

Explanation: The program reached the end of an operand field, and it expected to find a blank or a comma. The comma shows the presence of another operand. The error might be in the previous operand, or in the delimiter.

System action: The DEDB utility program stops scanning the current input line. Further processing is as specified by the user in the ERRORACTION command.

Programmer response: Correct the DEDB utility input, and rerun the DEDB utility.

DFS2626I THIS SPECIFICATION CANNOT BE CHANGED

Explanation: The program encountered a TYPE command after the utility type had already been specified. The program cannot change utility types. The DEDB utility program stops scanning the current input line. Further processing is as specified by the user in the ERRORACTION command.

Programmer response: Correct the DEDB utility input, and rerun the DEDB utility.

DFS2627I ERROR IN INITIALIZING XCI RANDOMIZER, rrrrrrrr, FOR DEDB=ddddddd, RETURN CODE=xxxx, REASON CODE=yyyyyyyy

Explanation: An error was detected during the initialization call to an Extended Call Interface (XCI) randomizer routine. Both the return code and reason code are specific to your initialization routine.

System action: The randomizer is deleted from storage.

Programmer response: Correct the initialization routine and reissue the /START DB or UPDATE DB START(Access) command for the DEDB.

Module: BFDBAC0, DBFINI24, DBFMSIU0

DFS2628I ERROR IN TERMINATING XCI RANDOMIZER, rrrrrrrr, FOR DEDB=ddddddd, RETURN CODE=xxxx, REASON CODE=yyyyyyyy

Explanation: An error was detected during the termination call to an Extended Call Interface (XCI) randomizer routine. Both the return code and reason code are specific to your termination routine.

System action: The randomizer is deleted from storage.

Programmer response: Correct the termination routine for subsequent /DBR DB or UPDATE DB STOP(Access) commands to the DEDB.

Module: DBFARD30, DBFMSIU0

DFS2629A DELETE: INVALID SDEP CI PACI COUNT

Explanation: The Database Delete utility running with the V5COMP keyword specified has reached a preallocated SDEP CI (PACI) count that is unexpected when attempting to logically delete the current CI. In this case, DFS2630I could not be issued.

- If QUITCI was used on the Database Scan utility, this message indicates that the DELETE utility was run previously with a STOP value that advanced the current CI as far as possible on the high water mark

(HWM) owning partner without any further SDEP inserts having taken place on that partner to create a new PACI set.

- If QUITCI was **not** used on the Database Scan utility, this message indicates that the DELETE utility was run previously with a STOP value that advanced the current CI as far as possible on the non-HWM owning partners without any further SDEP inserts having taken place on those partners to create new PACI sets.

System action: The utility terminates. A STATUS UL is issued along with message DFS2662A.

Programmer response: To complete the utility operation, perform one of the following actions:

- Use the QUITCI option of the Database Scan utility to cause the IMS partners to release their current and preallocated CIs before running the DELETE utility.
- Wait until SDEPs are inserted before running the DELETE utility again.

Module: DBFCSTS0

Related information:

“DFS2662A” on page 562

DFS2630I DELETE: V5COMP MOVED OFF CURRENT CI

Explanation: The Database Delete utility, running with the V5COMP keyword specified and a STOP value that is greater than the current CI, has logically deleted the existing current CI and established a new one.

System action: Processing continues.

Programmer response: No action is required.

Module: DBFCSTS0

DFS2631A PARTNER CURRENT CI NOT LESS THAN HWM FOR AREA = areaname

Explanation: A must-not-occur condition was detected by a data sharing partner. The SDEP utility function to QUITCI is not performed by the IMS issuing this message and a STATUS UL is issued by the SDEP utility.

System action: The utility is terminated for this area.

Operator response: If this problem is not a user error, call IBM Software Support for assistance.

Programmer response: Check the SDEP utility control statements and try the command again.

Problem determination: 3, 8, 25, 36

Module: DBFCSTS0

Related information:

Chapter 2, “IMS problem determination,” on page 13

DFS2632A STOPRBA VALUE LESS THAN SDEP LOGICAL BEGIN FOR AREA =
areaname

Explanation: The specified RBA value for the STOPRBA parameter in the sequential dependent (SDEP) utility using V5COMP was less than the SDEP logical begin CI RBA. The IMS detecting the problem issues this message and a STATUS UL is issued by the SDEP utility.

System action: The utility is terminated for this area. This message is accompanied by STATUS UL and message DFS2662A.

Programmer response: Check the SDEP utility control statement for STOPRBA.

Module: DBFCSTS0

Related information:

"DFS2662A" on page 562

DFS2632I REDO SKIPPED FOR DB *dbname* AREA
areaname AREA NOT FOUND IN
ACBLIB

Explanation: Restart found database updates to this area, but it was not able to validate because these updates need redo. There is no subsequent log TYPE5926 record or TYPE5927 record to indicate that the area has been deleted by OLC. This condition occurs if the user has changed the IMS block structure since the specified checkpoint was taken.

The area specified in this message is marked as recovery needed in DBRC.

System action: I/O redo and restart continue.

Programmer response: Ensure that there is no data integrity problem, caused by the user changing the IMS block structure since the specified checkpoint was taken.

Module: DBFERS10

DFS2633I DMAC SYNCHRONIZATION
REJECTED FOR AREA=*areaname*

Explanation: DMAC synchronization was rejected because the DMAC offset was invalid.

System action: IMS continues processing.

Programmer response: No action is required.

Module: DBFCSTS0, DBFDMAC, DBFNCBS0

DFS2634I AREA=*areaname* HWM CI OWNED,
SDEP HARDENED LOCALLY

Explanation: When SDEP SCAN/DELETE runs, sharer needs to harden update buffers. When SDEP SCAN/DELETE has QUITCI in SYSIN, but the sharer does not own HWM CI and RBA of HWM CI is greater

than the one of current CI, this message is written on the sharer.

System action: Processing continues.

Programmer response: No action is required.

DFS2635I AREA=*areaname* HWM CI Hardened
Remotely

Explanation: This message is issued when the SCAN or DELETE utility runs on non-HWM-owned partners.

System action: Processing continues.

Programmer response: No action is required.

DFS2636I AREA=*areaname* PARTNER QCI FREE
LOCKS

Explanation: This message is written when I/O request of FP utility detects CI locks on preallocated CIs.

System action: Processing continues.

Programmer response: No action is required.

DFS2637I DEFAULT DELETE WITH V5COMP
FREES PARTNER QCI LOCKS
DELETE + V5COMP + SHARED AREA:
FORCED QCI

Explanation: The SDEP Delete utility with V5COMP specified was given no STOP value. Consequently, the default end became the stopping point and all partners have their preallocated and current SDEP CIs logically deleted.

System action: IMS continues processing.

Programmer response: No action is required.

Module: DBFUMDL0, DBFUMRT0

DFS2638I THERE ARE NO CIS TO DELETE

Explanation: Program DBFUMDL0, the SDEP Delete utility, found no sequential dependent (SDEP) segments in the area to delete. Segments can exist in buffers, but if they are not written to DASD, the segments are not eligible for delete processing.

System action: The Delete utility continues processing normally.

Programmer response: No action is required.

DFS2639I SDEP CI LOCKED, CI *xxxxxxx*
SKIPPED

Explanation: Program DBFUMRI0, the Area Data Set Create utility, attempted to access a CI that is currently locked and unavailable. The CI is written to both area data sets when the data is committed.

DFS2640A • DFS2645I

System action: The Area Data Set Create utility continues processing normally.

Programmer response: No action is required.

DFS2640A I/O ERROR IN *ddname* OUTPUT DATA SET

Explanation: Program DBFUMCL0 attempted to close the DCB for this scan utility data set and an error occurred.

System action: The utility terminates.

Operator response: Correct the error and rerun the job.

Programmer response: To determine the cause of the error, check the z/OS access methods error message issued before this message.

Module: DBFUMCL0, DBFUMMS0

DFS2641A UTILITY ERROR

Explanation: The DEDB utility attempted to free space. The request was rejected.

System action: The utility is terminated for this area.

Operator response: If this problem is not a user error, call IBM Software Support.

Programmer response: Check whether an exit routine in the Delete utility activated the utility.

DFS2642I NUMBER OF CI'S FOR SEQUENTIAL DEPENDENT SEGMENTS *xxxxxxx*

Explanation: This message shows the space allocated for sequential dependent segments for the area in use.

DFS2643I NUMBER OF CI'S USED BY SEQUENTIAL DEPENDENT SEGMENTS *xxxxxxx*

or

DELETE STOPPED PREMATURELY ON CI OWNED BY PARTNER *id*

Explanation: There are two forms of this message.

The first form of the message shows the number of control intervals (CIs) used by the sequential dependent segments listed in the message text.

The second form of the message is issued only if a DEDB Sequential Dependent Delete utility does not delete up to the user-specified CI RBA or the default CI RBA.

Processing of the DEDB Sequential Dependent Delete utility stopped because the identified IMS sharing partner holds an SDEP CI. This situation can occur when:

- A partner IMS failure retains a CI for its emergency restart.
- A partner IMS is not inserting SDEP segments into the area at a rate that fills the preallocated CI encountered by the Delete utility.
- A program or transaction is stopped after an abend.

System action: Utility processing stops.

System programmer response: Determine why the partner is holding the CI. Issue a /DISPLAY AREA or QUERY AREA command to show the SDEP CI utilization for one partner. The IMS partner might be waiting for some resource (for example, a log data set, a resource with which to schedule a program, a DBRC request, or a lock). The hardware and operating system on which the IMS partner is executing might be constrained or not have sufficient capacity to keep up with the rest of the sharing group.

To make the CIs following the held CI available to the Delete utility, you can take one of these actions:

- Use the QUITCI option of the Database Scan or Delete utility to cause the IMS partner that owns the CI to release the CI.

Make sure that any SDEP segments contained in this CI are retrieved by the SCAN utility and put in an output file **before** rerunning the DELETE utility after the QUITCI option was used.

Attention: After a CI is deleted, any data that it contained is not accessible.

- Wait until the partner releases the CI and run the Delete utility again.

DFS2644I NUMBER OF CI'S NOT USED BY SEQUENTIAL DEPENDENT SEGMENTS *xxxxxxx*

Explanation: This message prints the number of control intervals (CIs) that are not used by the sequential dependent segments listed in the message text.

DFS2645I UTILITY STOP CI RBA *xxxxxxx* *yyyyyyyy*

or

UTILITY STOP SEG TS *clock value*

or

UTILITY STOP USED CI *xxxxxxx yyyyyyyy*

or

UTILITY STOP *io/ci# xxxxxxxx yyyyyyyy*

or

UTILITY STOP SEGEND xxxxxxxx yyyyyyyy

Explanation: The sequential dependent utility stopped processing at time stamp xxxxxxxx yyyyyyyy. The reason the utility stopped processing is based on one of the following:

SCAN

- UTILITY STOP CI RBA is the cycle count and control interval (CI) boundary where the SCAN stopped.
- UTILITY STOP SEG TS is the time stamp associated with the SCAN stoppage.
- UTILITY STOP SEGEND is the cycle count and RBA of the last SDEP (non-dummy) data segment read by the SCAN.
- UTILITY STOP USED CI is the cycle count and CI boundary that SCAN encountered as not marked full. If QUIT CI is not specified, SCAN does not go past this CI.
- UTILITY STOP *io/ci#* is the number of I/O operations performed and the number of CIs processed.

DELETE

- UTILITY STOP CE RBA is the cycle count and RBA of the CI boundary where the DELETE stopped.
- UTILITY STOP SEG TS is the time stamp associated with the DELETE stop time plus 3 microseconds.
- UTILITY STOP *io/ci#* is the number of I/O operations performed and the number of CIs processed.

System action: The utility completes normally.

Programmer response: No action is required.

Module: DBFUMPR0

DFS2646A OPEN ERROR FOR *ddname* **OUTPUT DATA SET**

Explanation: Program DBFUMOP0 attempted to open the DCB for this scan utility data set and an error occurred. Possible causes are:

- There is a missing DD statement
- The JCL is incorrect
- A hardware error exists
- SYSOUT was specified for SCANCOPY

System action: The utility terminates.

Operator response: Correct the error and rerun the job.

Programmer response: To determine the cause of the error, check the z/OS access methods error message issued before this message.

Module: DBFUMOP0, DBFUMMS0

DFS2647I SEGMENTS EXPANDED WITH *exitname* **EXIT:** nnnnnnnnn

System action: Execution normal, expanded compressed segments with exit.

Programmer response: No action is required.

Module: DBFUMSC0

DFS2648A PAGE FIX NOT POSSIBLE

Explanation: Program DBFUMOP0 was unable to page fix because not enough space was available in the CSA.

System action: The utility is terminated for the current area.

System programmer response: Rerun the job at a time when the CSA requirements in the system are lower.

DFS2649I NUMBER OF SEGMENTS SCANNED **IN** *areaname* = nnnnnnnnn

Explanation: The Sequential Dependent Scan utility has retrieved the number of SDEP segments specified in the message (*nnnnnnnn*).

System action: The utility completes normally.

Programmer response: No action is required.

Module: DBFUMSC0

DFS2650A AREA xxxxxxxx **DOES NOT EXIST**

Explanation: You specified an area name that does not exist in the database.

System action: The utility is not invoked for this area.

Programmer response: Correct the parameter statements, and rerun the job.

Chapter 57. DFS messages, DFS2651A - DFS2700A

This topic contains the following messages:

DFS2651A OTHER UTILITY ACTIVE IN AREA aaaaaaaa

Explanation: Program DBFUMRT0 could not be started because another utility, HSSP, or VSO preloading was active for the same area.

System action: The utility was not invoked for this area.

Operator response: Rerun this utility when the other utility, HSSP, or VSO preloading has finished processing the area. This message might also be issued if a previous utility did not complete successfully. If this situation occurs, issue a /STOP AREA or UPDATE AREA STOP(SCHD) and a /START AREA or UPDATE AREA START(ACCESS) for the area to allow the requested utility to run.

Module: DBFUMRT0

DFS2652A REORGANIZATION HAS TO BE RESTARTED IN AREA xxxxxxxx

Explanation: A Reorganization utility terminated abnormally in this area.

System action: The utility is not invoked for this area.

Programmer response: Run a Reorganization utility.

DFS2653I UTILITY IN AREA=*areaname* PREVIOUSLY ABNORMALLY TERMINATED

or

UTILITY IN AREA=*areaname* STILL ACTIVE DURING SHUTDOWN

Explanation: The first form of the message indicates that a previously run Scan, Delete, Compare, or Create utility abnormally terminated in the named area. This form of the message is for information only.

The second form of the message indicates that HSREORG or HSSP is active for the area during shutdown. Shutdown waits for the utility to terminate. If shutdown completes, the message is for information only. If shutdown does not complete, a utility terminated abnormally for the area, but the utility was not rerun to complete cleanup.

System action: For the first form of the message, the Fast Path utility being used continues execution with the next area.

Programmer response: If you received the second form of the message and shutdown did not complete, cancel IMS and do an emergency restart.

DFS2654A CHANGE OF UTILITY FOR THIS AREA

Explanation: A run in different areas must be made with one utility type only.

System action: The utility is not invoked for this area.

Programmer response: Correct the control statements, and rerun the job.

DFS2655A OPEN FAILED FOR AREA=*areaname*

Explanation: An open error occurred in the named area while the Fast Path Base Module utility, DBFUMRT0, was running.

System action: The Fast Path Base Module utility is stopped for the named area.

System programmer response: Check message DFS3702I to find the reason for the error. After correcting the error, rerun the job.

Related information:

“DFS3702I” on page 803

DFS2656A INVALID DISCONNECT CALL

Explanation: Program DBFUMRT0 tried to disconnect an area that was not connected.

Programmer response: An error occurred previously. Correct that error, and rerun the job.

DFS2657I UTILITY EXECUTED AS REQUESTED

or

UTILITY EXECUTED AS REQUESTED VSPEC SDEPQCI STATEMENT FORCED QUITCI

Explanation: This message verifies that no errors were detected during the utility run.

DFS2658A WRONG PROGRAM NAME

Explanation: An invalid parameter was used with the TYPE macro.

System action: The utility is not invoked for this area.

Programmer response: Correct the error, and rerun the job.

DFS2659A *xx* UNEXPECTED RETURN CODE, *yy*


Explanation: The Fast Path Base Module utility (DBFUMRT0) made a positioning ('POS') call and received a non-blank status code (*xx*). In the message text, *yy* is the Fast Path status code.

You can receive this message when you run the SDEP scan or delete utility, but you have incompatible combinations of parameters or a missing SDEP SCAN/DELETE card. For example, if you have STARTROOT defined, but STOPROOT was not specified, or STOPSEQ was specified and V5COMP was not specified.

System action: The utility is not invoked for the requested area.

Programmer response: Check the positioning status codes for an explanation. Correct the error, and rerun the job.

Related reference:

 Fast Path utility status and reason codes (Messages and Codes)

DFS2660A ROOT SEGMENT HAS NO SEQUENTIAL DEPENDENT SEGMENTS

Explanation: IMS was unable to determine the processing limits.

System action: The utility is not invoked for this area.

Programmer response: Correct the parameter input, using only root segments with sequential segments.

DFS2661A INVALID VALIDATION CALL, CODE *xx*

Explanation: IMS Fast Path attempted to validate the input parameter for the Fast Path utility program being used and discovered an error. There was a previous error (no code printed) or a parameter error concerning existing processing limits.

System action: The Fast Path utility being used is not invoked on this area.

Programmer response: Correct the error, and resubmit the job.

DFS2662A UTILITY NOT EXECUTED AS REQUESTED

| **Explanation:** An error prevented the utility from executing.

| **Programmer response:** Correct the environment error,

| resubmit the job, and check the ADS status in LIST.RECON:

- If the shadow ADS is not changed to active ADS, correct the environment error and resubmit the job.
- If the shadow ADS is changed to active ADS, it is impossible to rerun.
- If all new active ADSs are made unavailable, recover the ADS from the Shadow Image Copy data set by using the USEAREA option.

DFS2663A SYSIN RECORD SIZE EXCEEDS MAXIMUM LIMIT OR RECORD FORMAT NOT ALLOWED

Explanation: You specified a record size that exceeded the maximum limit of 120, or specified an invalid record format.

System action: The utility is not started for this area.

Programmer response: Correct the SYSIN DD statement, and rerun the job.

DFS2664A UNIT OF WORK NUMBER NOT WITHIN LIMITS OR LOGICAL ORDER

Explanation: The parameter specifying the unit-of-work limits for the reorganization utility had one of the following errors:

- The upper limit was lower than the lower limit.
- The limits in the DBD were not consistent with the area description.
- More than one STARTUOW or STOPUOW was specified within one request.

System action: The utility is not invoked for this area.

Programmer response: Correct the parameter, and rerun the job.

DFS2665I UTILITY SKIPPED IN AREA *xxxxxxx* DUE TO RESTART REQUEST

Explanation: You requested to skip this area because of a restart request.

System action: The utility is not invoked for this area.

DFS2666A WRITE ERROR ON SCANIDT DATA SET

or

WRITE ERROR ON SCANCOPY DATA SET

Explanation: Program DBFUMSC0 was unable to write to the scan data set.

System action: The Scan utility is stopped.

Operator response: Correct the error, and resubmit the job.

Programmer response: To determine the cause of the error, check the z/OS data management error message issued before this message.


DFS2667A *xx* STATUS FROM I/O PROCESS IN AREA

Explanation: A Fast Path utility encountered the condition defined by the status code *xx*, while processing a database.

System action: The utility is stopped for this area.

Operator response: Take the appropriate action according to the z/OS Data Management error message issued before this message. For more information, refer to the Fast Path utility status codes and the z/OS data management error message, if one was issued before this message.

Related reference:

 Fast Path utility status and reason codes (Messages and Codes)

DFS2668A OUTPUT TOO LONG FOR SCAN BUFFER

Explanation: The message returned to the user was too long.

System action: The utility is stopped for this area.

Programmer response: Correct the exit routine.

DFS2669A GET AREA LOCK FAILED, AREA=*areaname*

Explanation: An area lock request failed while processing an area connect call from DBFUMRT0. STATUSUL is set.

System action: The utility terminates and message DFS2662A is issued.

Programmer response: Determine the cause of the error and rerun the utility.

Related information:

“DFS2662A” on page 562

DFS2670I DATA BASE NAME *dbname* SPECIFIED FOR FAST PATH DEDB UTILITY IS INVALID


Explanation: The Fast Path (IFP) region was not initialized because the PSB name in the third positional operand was specified as DBFFPU0 and the database name in the second positional operand of the PARM field on the EXEC control statement was not defined as a DEDB at the IMS system definition.

System action: The dependent region is abnormally terminated with abend 0458.

Programmer response: Correct the database name, and rerun the job.

Problem determination: 8, 9, 10, 17d

Related information:

 IMS abend 0458

Chapter 2, “IMS problem determination,” on page 13

DFS2671I UNABLE TO UPDATE UTILITY CONTROL DATA: AREA *xxxxxxx*, UOW *nnnnnnn*

Explanation: The DEDB Direct Reorganization utility, DBFUMDR0, did not release ownership of resources nor update the count of independent overflow control intervals. The unit of work number and its area name are provided.

System action: The DEDB Direct Reorganization utility terminates with a return code of 8. The database is usable.

Programmer response: Restart the utility.

DFS2672A (LOG|CHNG) REQUEST FAILED: AREA *xxxxxxx*, UOW *nnnnnnn*

Explanation: The DEDB Direct Reorganization utility, DBFUMDR0, was unable to satisfy the indicated internal request.

In the message text:

xxxxxxx

The area name

nnnnnnn

The number of the affected unit of work

The LOG request is made at the end of the build phase to log the “copy phase reached” indicator. The CHNG request is made at the end of the copy phase to reset the “copy phase” indicator.

System action: The utility terminates with a return code of 24. The database is not usable.

Programmer response: Restart the utility must at the failing unit of work.

DFS2673I UTILITY STOPPED AFTER AREA *xxxxxxx*, UOW *nnnnnnn*

Explanation: The DEDB Direct Reorganization utility, DBFUMDR0, was stopped at the request of the operator.

In the message text:

xxxxxxx

The area name

nnnnnnn

The last unit of work that was reorganized

System action: The DEDB Direct Reorganization

utility terminates with a return code of 4. The database is usable.

Programmer response: Restart the utility at the next unit of work, if you want.

DFS2674A I/O ERROR OCCURRED WHEN ATTEMPTING TO WRITE TO AREA=*areaname* UOW=*nnnnnnnn* IN (BUILD|COPY) PHASE

Explanation: In attempting to write onto the area and unit of work (UOW) *nnnnnnnn*, the DEDB Direct Reorganization utility, DBFUMDR0, encountered an I/O error.

BUILD in the message text indicates that it was issued during the build phase of the DEDB Direct Reorganization utility. An error occurred while writing on the reorganized UOW. The area is still usable, but all the data sets have unwritten control intervals (CI) with the same relative byte address (RBA) in the reorganized unit of work (UOW) of each data set.

COPY in the message text indicates that it was issued in the copy phase of the DEDB Direct Reorganization utility. An error occurred while writing on the original UOW. The DEDB Direct Reorganization utility continues its operation for the original UOW.

System action: For the BUILD phase, the utility terminates. The user can stop the area and recover it later. For the COPY phase, the utility continues its operation.

Operator response: No action is required.

You can recover the area after stopping the area.

DFS2675A I/O ERROR OCCURRED WHEN ATTEMPTING TO READ FROM AREA=*areaname* UOW=*nnnnnnnn* IN (BUILD|COPY) PHASE

Explanation: The DEDB Direct Reorganization utility, DBFUMDR0, attempted to read from the area and unit of work, *nnnnnnnn*, and encountered an I/O error.

BUILD in the message text indicates that this message was issued during the build phase of the DEDB Direct Reorganization utility. An error occurred while reading from the original UOW. The area is still usable, but all the data sets have unreadable control intervals with the same relative byte address (RBA) in the original UOW of each data set.

COPY in the message text indicates that this message was issued in the copy phase of the DEDB Direct Reorganization utility. An error occurred while reading from a reorganized UOW. The system stops the area and set the area to a recovery-needed status.

System action: The utility terminates.

Operator response: In the BUILD phase, you can stop

the area and then recover it later. After a successful recovery, resubmit the job. In the COPY phase, you must recover the area immediately.

DFS2676A UNABLE TO GET CONTROL OF A RESOURCE FOR AREA *xxxxxxx*, UOW *nnnnnnnn*

Explanation: The DEDB Direct Reorganization utility, DBFUMDR0, was unable to get exclusive control of an independent overflow control CI.

System action: The utility terminates with a return code of 24.

Programmer response: Restart the utility at the failing unit of work.

Issue /STOP AREA or UPDATE AREA STOP(SCHD) followed by /START AREA or UPDATE AREA START(ACCESS) before restarting the utility. If you do not issue /STOP AREA, UPDATE AREA STOP(SCHD), /START AREA, or UPDATE AREA START(ACCESS), message DFS2651A might appear when the utility is restarted.

Related information:

“DFS2651A” on page 561

DFS2677A UNABLE TO FREE CONTROL OF A RESOURCE FOR AREA *xxxxxxx*, UOW *nnnnnnnn*

Explanation: The DEDB Direct Reorganization utility, DBFUMDR0, attempted to allocate or deallocate independent overflow space, but was unable to release exclusive control of an independent overflow control CI.

System action: The utility terminates with a return code of 24. The database is not usable.

Programmer response: Restart the utility at the failing unit of work.

DFS2678I UNABLE TO ALLOCATE SUFFICIENT OVERFLOW SPACE FOR AREA *xxxxxxx*, UOW *nnnnnnnn*

Explanation: The DEDB Direct Reorganization utility, DBFUMDR0, was unable to allocate independent overflow space for the referenced unit of work because there was no space available. The unit of work is not reorganized.

System action: Any independent overflow space allocated to the referenced unit of work by the utility is freed. The utility continues to process with the next unit of work.

Programmer response: Rerun the utility to reorganize the referenced unit of work if sufficient independent overflow space was freed by the reorganization of other units of work.

DFS2679A TYPE AND/OR AREA NOT SPECIFIED**Explanation:**

or

TYPE AND/OR AREA, ALTERAREA, REPLRAND NOT SPECIFIED


Explanation: At least one of the required parameter types (AREA, ALTERAREA, or REPLRAND) was not specified. For the required parameter types (AREA or ALTERAREA), the area was not specified or has no value.

System action: The utility is not activated for this area.

Programmer response: Correct the input and resubmit the job.

Module: DBFUMMS0

Related reference:

 DEDB Alter utility (DBFUDA00) (Database Utilities)

DFS2680I SYNAD error message buffer

Explanation: This message contains the MVS SYNAD error message buffer.

System action: Fast Path is made unavailable if the control records of the MSDB checkpoints cannot be read.

Programmer response: Try from a different unit, or copy the data set to a different direct access storage device.

Related reference:

 z/OS: SYNADAF error descriptions

DFS2681I ddname OPEN ERROR

Explanation: Program DBFNRST0 was unable to open the DCB for this data set. Possible causes are:

- There is a missing DD statement.
- The JCL is incorrect.
- A hardware error exists.

System action: The system tries to open the second MSDB data set. Fast Path is made unavailable if the second opening fails too.

Programmer response: Make sure that there is a DD statement and its specifications are correct. If hardware failure is indicated, rerun the job, using a different unit.

DFS2682W MSDBS NOT LOADED DUE TO PREVIOUS ERROR(S)

Explanation: Either program DBFNRST0 found no valid MSDB checkpoint control record, or other errors as specified in messages DFS2780A and DFS2781A previously occurred.

System action: Fast Path is made unavailable.

Programmer response: Find out if IMS was cold started without MSDBs specified. If so, issue the /NRE MSDBLOAD command on the next warm start to load the MSDBs from the MSDBINIT data set.

Related information:

“DFS2780A” on page 580

“DFS2781A” on page 580

**DFS2683I PRELOAD AREA *area_name* STR:
structure_name ALTER SUCCESSFUL**

Explanation: During the preload for a Fast Path shared virtual storage option (VSO) area, the current structure allocation was not large enough to hold the root addressable area (RAA) portion of the area. IMS issued IXLALTER to increase the structure size. The IXLALTER call was successful.

System action: Normal processing continues.

Operator response: To avoid the IXLALTER call for this area, increase the INITSIZE of the structure in the CFRM policy.

Module: DBFVXAS0

**DFS2684A PRELOAD AREA *area_name*STR:
structure_name ALTER FAILED.
RETURN CODE=*xxxx* REASON
CODE=*yyyy***


Explanation: During the preload for a Fast Path shared virtual storage option (VSO) area, the current structure allocation was not large enough to hold the root addressable area (RAA) portion of the area. IMS issued IXLALTER to increase the structure size. However, the IXLALTER call failed. In the message text, *xxxx* is the IXLALTER return code and *yyyy* is the reason code.

System action: The area stopped. then IMS disconnected from the structure.

Operator response: Increase the INITSIZE for the structure in the CFRM policy, or remove the PRELOAD specification for the area.

Module: DBFVXAS0

Related reference:

 z/OS: IXLALTER return and reason codes

**DFS2685I SDEP DISCREPANCY DURING
RESTART AREA xxxxxxxx - AREA
STOPPED**

Explanation: During an emergency restart, restart log processing found a problem with the log records relating to the sequential dependents of area xxxxxxxx. Specifically, due to a missing log record, restart log processing was unable to determine the correct buffer for one or more committed SDEP updates.

System action: Area xxxxxxxx is stopped. If the area is registered with DBRC, it is marked as recovery needed.

Programmer response: Use the Database Recovery utility to recover the area.

DFS2686I DDNAME EOF ON OPEN ERROR

Explanation: Program DBFNRS20 found file DDNAME empty. The data set might have been redefined.

System action: The system closes this data set and tries to open the next MSDB data set. Fast Path is made unavailable if all the MSDB data sets fail open or are empty.

Programmer response: Format the empty MSDB data set or copy from a valid MSDB data set.

**DFS2687A GETMAIN FAILED, AREA =
AREANAME**

Explanation: An IMODULE GETMAIN request failed while processing an area connect call from DBFUMRT0.

System action: The utility terminates and this message is issued.

Programmer response: Determine the cause of the error and rerun the utility.

**DFS2688I SDEP SCAN UTILITY FOUND RBA
xxxxxxx INDOUBT**

Explanation: The DEDB Sequential Dependent Scan utility found an in-doubt segment in the range of segments requested to be processed.

System action: The utility continues.

Module: DBFUMSC0, DBFUMMS0

**DFS2689I UTILITY START TIME xxxxxxxx
yyyyyyyyy**

Explanation: The sequential dependent utility started processing at time stamp xxxxxxxx yyyyyyyy.

System action: The utility starts normally.

Programmer response: No action is required.

Module: DBFUMSC0

DFS2690I OPEN FAILED DDNAME=xxxxxxx

Explanation: The DBFDBDZ0 utility was unable to open the indicated data set.

System action: The utility terminates and no output is generated.

Programmer response: Make the necessary changes, and resubmit the job.

**DFS2691A LOG DATA SET IS INVALID,
TERMINATE. CURRENT CHKPT
ID=xxxxxxx, PROCESSING CHKPT
ID=xxxxxxx**

Explanation: One of the following problems occurred:

- Log data set checkpoint IDs were not in ascending order.
- The main storage database (MSDB) or extended communications node table (ECNT) definition did not match the definition in the MSDBCP1/CP2/DMP data set.

Two checkpoint IDs are printed. If the IDs are the same, then the problem is either a mismatch in the MSDB or ECNT definition, or the checkpoint IDs are out of sequence. The second checkpoint ID is the one in error.

Note: The ECNT definition is the result of the TERMINAL macros in IMS system definition.

System action: The utility terminates with return code 4. The database is not usable.

Programmer response: Make sure that the log data sets are specified in the correct sequence, and that all log data sets are from IMS sessions that have identical MSDB and TERMINAL definitions.

**DFS2692I CKPT/DUMP DATA SET NOT VALID
DDNAME=xxxxxxx**

Explanation: Checkpoint data was specified for the utility, but neither of the two checkpoint data sets was valid. An IMS startup failure is the probable cause.

System action: The utility terminates and no output is generated.


Programmer response: IMS must be restarted to obtain valid checkpoint data sets.

**DFS2693I INVALID DBDNAME SUPPLIED.
DBDNAME=xxxxxxx.**

Explanation: The DBD name xxxxxxxx was submitted as control input to the utility, but there is no MSDB by this name in the primary input file (checkpoint or dump).

System action: The utility terminates without creating an output file.

Programmer response: Correct the control input, and resubmit the job.

 IMS abend 1012

DFS2694I O/P LRECL INSUFFICIENT TO HOLD RECORD

Explanation: The logical record length that you specified in the JCL was too small for the utility output data set. The ddname is MSDBINIT.

System action: The utility terminates, and no output is generated.

Programmer response: Correct the JCL, and resubmit the job.

DFS2696I MSDB NAME EXCEEDS 8 BYTES

Explanation: An MSDB name in a control statement was too long. The statement is printed immediately before this message.

System action: The utility terminates, and no output is generated.

Programmer response: Correct the input, and resubmit the job.

DFS2698I INVALID CONTINUATION SYNTAX

Explanation: The control statement should have a character in column 72 and it contained a blank. Alternatively, the first 15 columns of a continuation statement contained characters and must be blank.

System action: The utility terminates, and no output is generated.

Programmer response: Correct the control statement, and resubmit the job.

DFS2699I LOG END OF FILE BEFORE IMS START CKPT RCD

Explanation: The utility scanned the log data set for the start of the IMS checkpoint. An end-of-file condition occurred before the checkpoint was found.

System action: The utility terminates, and no output is generated.

Programmer response: Resubmit the job, using an alternate log.

DFS2700A MORE THAN 255 MSDBS DEFINED

Explanation: The number of possible main storage databases (MSDB) in IMS was exceeded. The maximum number of MSDBs that can be specified is 255.

System action: IMS terminates with abend 1012.

Programmer response: Reduce the number of MSDBs in MSDB member DBFMSDBn in the IMS PROCLIB

Related information:

Chapter 58. DFS messages, DFS2701W - DFS2750A

This topic contains the following messages:

DFS2701W ERROR ENCOUNTERED DURING SHARED VSO AREA PRELOAD

Explanation: During Fast Path shared Virtual Storage Option (VSO) preload processing, one or more shared VSO areas failed to load.

System action: IMS continues running.

Operator response: Identify the failing shared VSO areas with error messages and take corrective action. Message DFS2453I or DFS3702I accompanies this message and helps identify the failing shared VSO and the problem.

Module: DBFVXPL0

Related information:

"DFS2453I" on page 525

"DFS3702I" on page 803


DFS2702A GETMAIN FAILED. INSUFFICIENT STORAGE FOR DMCB/DMAC AND/OR BHDR BLOCKS.

Explanation: The IMS control region did not contain sufficient storage to build the temporary DMCB/DMAC or BHDR blocks, or both.

System action: IMS terminates abnormally with abend 1011.

Programmer response: Increase the IMS control region size.

Related information:

 IMS abend 1011

DFS2703A GETMAIN FAILED. INSUFFICIENT STORAGE FOR FP CONTROL BLOCKS.

Explanation: There was not enough storage to load and build all of the Fast Path control blocks in the CSA or ECSA. For Fast Database Recovery (FDBR) region, the storage shortage is in ECSA only if FPBUFF=ECSA is specified in DFSFDRxx member. Otherwise the storage shortage is in the FDBR region private storage; FPBUFF=LOCAL or FPBUFF was not specified in DFSFDRxx member.

System action: IMS terminates with abend 1011.

Operator response: (master terminal) After increasing CSA or ECSA, restart IMS. For an FDBR region, increase the region size if you used extended private to

allocate FP control blocks. Then restart FDBR.

Programmer response: Consult your MVS system programmer. Increase the CSA or ECSA size as needed. If the abend occurred under FDBR region, the storage shortage might be in ECSA or in FDBR extended private. Verify the optional FPBUFF parameter in the DFSFDRxx member of IMS.PROCLIB. If the FDBR region private storage is the problem, the FDBR REGION size should be increased.

Module: DBFOLC02, DBFINI21, DBFINI23, DBFINI24, DBFINI25, DBFINI26, DBFINI27

Related information:

 IMS abend 1011


DFS2704A BSIZ NOT SPECIFIED

Explanation: There were DEDBs or MSDBs in use, but no data buffer size was specified.

System action: IMS terminates abnormally with abend 1011.

Programmer response: Update the BSIZ parameter in the IMS procedure or override the parameter at IMS startup time. If neither an MSDB nor a DEDB is in use, no suffix for an MSDB can be defined, and no DBD should be on the IMS ACBLIB for any DEDB.

Related information:

 IMS abend 1011


DFS2705A DBBF NOT SPECIFIED

Explanation: There are DEDBs or MSDBs in use, but no number is specified for the data buffers.

System action: IMS terminates abnormally with abend 1011.

Programmer response: Update the DBBF parameter in the IMS procedure or override it at IMS startup time.

Related information:

 IMS abend 1011

DFS2705W DBBF NOT SPECIFIED

or

DBBF SPECIFICATION INVALID, DBBF=10 IS ASSUMED

DFS2706A • DFS2711A

Explanation: You specified a DBBF value less than 10. That value is not suitable for using Fast Path. IMS has changed the DBBF value to 10.

System action: Normal processing continues.

Programmer response: No action is required.

Module: DBFINI20

DFS2706A MSDB xxxxxxxx {NOT SPECIFIED AT SYSGEN|HAS NO DBD GENERATED IN ACBLIB|NOT DEFINED AS A MSDB AT DBDGEN}.

Explanation: One of the following occurred:

- The MSDB name is specified in the DBFMSDBn member, but was not defined in the DATABASE parameter at system definition.
- No ACBGEN is done for the MSDB.
- The name entry specified in DBFMSDB is not defined as an MSDB at DBDGEN.

System action: IMS continues running but the named MSDB is marked as not accessible in the first two cases listed above.

If the named entry is not defined as an MSDB at DBDGEN, the entry is ignored.

Programmer response: Check and correct the IMS system definition or MSDB load determination member DBFMSDBn.

DFS2707W INVALID OTHR VALUE SPECIFIED. SYSDEF VALUE USED.

Explanation: The OTHR parameter was specified, but not as a decimal value from 1 to the value of the MAXPST parameter in the control region procedure.

System action: IMS continues running.

Programmer response: Correct the OTHR value in the IMS procedure.

DFS2708W NUMBER OF DATA BUFFERS EXCEEDED THE MAXIMUM ALLOWED FOR THE SPECIFIED BSIZ. DBBF HAS BEEN ADJUSTED.

Explanation: The DBBF parameter in the IMS startup procedure exceeded the maximum value based upon BSIZ. DBBF is adjusted to the maximum allowed value for the specified BSIZ as specified in the following table:

BSIZ (buffer size)	Maximum number of buffers
512	1,800,000
1,024	1,200,000
2,048	780,000

BSIZ (buffer size)	Maximum number of buffers
4,096	440,000
8,192	230,000
12,288	160,000
16,384	130,000
20,480	100,000
24,576	80,000
28,672	70,000

System action: IMS continues running.

Programmer response: Correct the DBBF value in the IMS procedure.

DFS2709W UNABLE TO INITIALIZE ANY DEDB AS SPECIFIED.

Explanation: Because of previous errors no DEDBs (or MSDBs) were initialized.

System action: IMS continues running.

Programmer response: If DEDBs (or MSDBs) are required, shut down IMS, correct any errors indicated by previous error messages, and restart IMS.

DFS2710W DBFX GREATER THAN DBBF, OR DBFX LESS THAN 10. DBFX=10 IS ASSUMED.

Explanation: The number of data buffers, page fixed at region startup, exceeded the number of data buffers available. Alternatively, the page fixed data buffer was specified as less than 10 and the number of data buffer was greater than 0. The DBFX value is set to 10. In addition, if the number of data buffers available was less than 10, DBBF=10 was assumed.

System action: IMS continues running.

Programmer response: Correct the DBFX parameter in the IMS procedure.

DFS2711A BSIZ VALUE WRONG


Explanation: The BSIZ value specified in the IMS startup procedure is invalid. The data buffer size (BSIZ) must be a multiple of 4 KB unless the BSIZ value is 512, 1024, or 2048. The maximum BSIZ value is 28 672.

System action: IMS terminates with abend 1011.

Operator response: (master terminal) Restart IMS.

Programmer response: Correct the BSIZ parameter value in the IMS procedure.

Related information:

 IMS abend 1011

DFS2712I **MODULE NAME:** *module_name*
commentary_from_the_module **ABEND**
SUBCODE: *hex_subcode* *register_dump*
dump_of_storage_area **AREA NAME:**
area_name

Explanation: This message accompanies abend 1026 and provides debugging data for conditions.

In the message text:
module_name

This field contains the name of the module that detected the problem, and issued the DBFDEBUG request.

commentary_from_the_module

This commentary usually describes the nature of the difficulty.

hex_subcode

If present, this subcode identifies the type of error that caused the program to terminate abnormally. For a description of the subcodes, see the abend information.

register_dump

This memory dump contains the registers of the module that issued the debugging request.

dump_of_storage_area

This memory dump describes the control block related to the logical inconsistency.

area_name

Name of area that was being processed when the abnormal condition was detected.

System action: Processing continues or abend 1026 occurs.

Problem determination: Control blocks in the Fast Path region memory dump are immediately preceded by the appropriate EBCDIC eye catchers. For security reasons, the buffer data does not normally appear in a memory dump. If you want a diagnostic copy of the buffer data printed in the memory dump, use SUPERZAP to reset the flag called MAYBE from its normal value of X'FF' to X'00' in module DBFACDIO.

In addition, problem diagnosis can be done with the register contents and a listing of the module that issued the DBFDEBUG request.

The information for abend 1026 contains more detailed diagnostic information.

Related information:

 Abend 1026

DFS2713I *ddname* **OPEN ERROR**

Explanation: Program DBFDBDP0 was unable to open the DCB for this data set. Possible causes are:

- There is a missing DD statement.
- The JCL is incorrect.
- A hardware error exists.

System action: No MSDB checkpoint or memory dump is created.

Programmer response: Make sure that a DD statement is present and its specifications are correct. If a hardware error is indicated, rerun the job, using a different unit.

DFS2714I *xxxxx* **TRACKS ALLOCATED FOR**
ddname, **BUT** *yyyyy* **REQUIRED**

Explanation: Insufficient direct access storage device space was allocated for this MSDB checkpoint or memory dump data set.

System action: No checkpoint or memory dump is created.

Programmer response: Reallocate the data set, and cold start IMS.

DFS2715I **NO MSDBS FOUND-MSDB DUMP**
IGNORED

Explanation: A memory dump request was entered with a /DBDUMP command but the system had been started with no MSDBs.

System action: The MSDB memory dump is ignored.

DFS2717 **MSDB CHKPT IN PROGRESS,**
CANNOT PROCESS COMMAND

Explanation: An MSDB checkpoint from a previously entered command or an automatic system checkpoint is currently in process.

System action: The command is ignored.

Operator response: (master terminal) Wait for message DFS2719I to be displayed, and reenter the command.

Related information:

“DFS2719I” on page 572

DFS2718I **ERRORS IN MSDB CHKPT DATA SET,**
NO SYSTEM/MSDB CHKPT TAKEN

Explanation: Program DBFDBDP0 found errors in one of the main storage database (MSDB) checkpoint data sets, and no MSDB checkpoint is taken.

System action: No further checkpoint (system and MSDB) is taken except for a shutdown checkpoint, if requested. No MSDB checkpoint are taken as part of the shutdown checkpoint.

Operator response: If a write error occurs in one of the MSDB checkpoint data sets in the initial checkpoint after the IMS restart, and the restart checkpoint is written to the OLDS, the MSDBs cannot be recovered in an emergency restart. If this problem occurs during restart, take action B. Otherwise, you can take either of these actions:

A. Recovery through an emergency restart action:

DFS2719I • DFS2726I

1. Force termination of IMS by issuing a MODIFY IMS,STOP command.
2. Scratch the failing MSDB checkpoint data set, and reallocate a new data set.
3. Copy the valid MSDB checkpoint data set to the newly allocated data set.
4. Emergency restart the system from the last valid system checkpoint.

B. Recovery through a warm start action:

1. Shut down IMS. Message DFS2762A should be expected.
2. Follow the actions documented in message DFS2762A.

Related information:

"DFS2762A" on page 578

DFS2719I MSDB CHECKPOINT WRITTEN TO *ddname*

Explanation: The MSDB checkpoint was written to *ddname*.

DFS2720I I/O ERROR IN *ddname,cc,co,stat,sens,cchhr*

Explanation: Program DBFDBDP0 attempted to write to an MSDB checkpoint and an I/O error occurred. The following information is given in the message text:

Field	Contents
<i>cc</i>	The ECB completion code
<i>co</i>	The command code of the CCW where the error occurred
<i>stat</i>	Status information
<i>sens</i>	Sense bytes
<i>cchhr</i>	The disk address where the error occurred

Message DFS2718I is also issued.

System action: The MSDB checkpoint is stopped.

Programmer response: Shut down IMS and emergency restart the system from the last valid system checkpoint.

Related information:

DFS2718I

DFS2721I MSDBS SUCCESSFULLY DUMPED

Explanation: This message verifies that the MSDBs were dumped successfully.

DFS2722I ERROR IN MSDB DUMP-NO DUMP TAKEN

Explanation: Program DBFDBDP0 discovered an error in the MSDB memory dump.

System action: The memory dump is terminated and no further memory dump is created.

Programmer response: Try a different unit or copy the data set to another direct access storage device.

If the new active IMS system receives this message in an XRF environment, the operator might not have entered the 'MD' option for the FORMAT keyword in the /ERE command for the IMS alternate system.

DFS2723I UNABLE TO OPEN DD=LOGTAPE. ANALYSIS TERMINATED.

Explanation: A permanent I/O error might have occurred while opening the input log data set, which resides on tape or DASD.

System action: The IMS Fast Path Log Analysis utility, DBFULTA0, terminates.

Programmer response: Ensure that the LOGTAPE *ddname* is allocated properly.

DFS2724I MORE THAN 100 TRANSACTION CODES SPECIFIED FOR EXCEPTIONAL TRANSIT TIME. EXCESS IGNORED.

Explanation: More than 100 statements were read from the SYSIN data set specifying exceptional transit times for transaction codes. A maximum of 100 specification statements is permitted.

System action: Execution continues and the excessive transit-time specifications are ignored.

Programmer response: Remove the excessive transit-time specification statements from the SYSIN data set, and resubmit the job.

DFS2725I UNABLE TO OBTAIN ADDITIONAL VIRTUAL STORAGE. ANALYSIS TERMINATED.

Explanation: More virtual storage than was available was required for the job.

System action: Module DBFULTA0 terminates prematurely, presenting any summary reports prepared to the time of the failure.

Programmer response: Allocate more virtual storage space, and resubmit the job.

DFS2726I PARAMETER CARD FORMAT INCORRECT, VALUE NOT USED.

Explanation: The format of a parameter statement in the SYSIN data is incorrect.

System action: The statement is skipped, the data is not used, and processing continues.

Programmer response: Correct the format of the parameter statement and resubmit the job. See the description of the formats to be used for module DBFULTA0.

Related reference:

➤ Fast Path Log Analysis utility (DBFULTA0)
(System Utilities)

**DFS2727I LOG BUFFER CONTROL RECORD
NOT FOUND ON INPUT LOG.
ANALYSIS TERMINATED.**

Explanation: The IMS Fast Path Log Analysis utility, DBFULTA0, was unable to find the IMS log buffer control record on the data set specified by LOGTAPE ddname.

System action: Execution terminates.

Programmer response: Ensure that the LOGTAPE ddname is correctly allocated.

**DFS2728I UNABLE TO OPEN DD=SYSUT1(2).
ANALYSIS TERMINATED.**

Explanation: A data definition statement with the ddname SYSUT1 or SYSUT2 was included in the JCL, but either or both data sets could not be successfully opened.

System action: Execution terminates.

Programmer response: Ensure that ddname SYSUT1(2) is allocated properly.

**DFS2729I PERMANENT I/O ERROR READING
LOG DATA SET. ANALYSIS
TERMINATED.**

Explanation: Module DBFULTA0 attempted to read a log record, and the access method returned control to the SYNAD address specified in the log data set DCB, indicating an uncorrectable I/O error on the log data set.

System action: Analysis is terminated prematurely with presentation of the results accumulated up to the point of the error.

Problem determination: Check the accompanying IEA or IEC messages for details.

**DFS2730A UNABLE TO LOAD FP INPUT
ROUTING EXIT: DBFHAGU0**

Explanation: During IMS system initialization, Fast Path initialization was unable to load DBFHAGU0, the required Fast Path input routing exit.

System action: After issuing this message, IMS Fast Path initialization terminates with the user abend 1011.

System programmer response:

1. Make sure that the default or customer written version of DBFHAGU0 is in the IMS.SDFSRESL STEPLIB concatenation.
2. Restart IMS.

Related information:

➤ IMS abend 1011

**DFS2732E SVSO CASTOUT PROCESS FAILED
DUE TO TIMEOUT. AREA=xxxxxxx**

Explanation: This message is generated when the CASTOUT for an SVSO area has timed out. The maximum number of retries has been exhausted.

System action: Area xxxxxxxx is stopped and marked as recovery needed.

System programmer response: Use the Database Recovery utility to recover the area.

Module: DBFVXOC0

DFS2731I MSDB xxxxxxxxxx STARTED

Explanation: This information message alerts you that MSDB xxxxxxxxxx started, where xxxxxxxxxx is either CHECKPOINT or DUMP.

System action: Processing continues.

Programmer response: No action is required.

Module: DBFDBDP0

DFS2733I OPEN FAILED. DDNAME=xxxxxxx

Explanation: There was a faulty DD statement, or a DD statement was missing.

System action: Processing continues. However, abnormal termination is likely if an attempt is made to read or write the data set.

Programmer response: Check the DD statement, and resubmit the job.

DFS2735A MORE THAN ONE RUN CARD

Explanation: More than one run card was supplied, and only one card is valid.

System action: Program DBFDBMA0 continues processing until message DFS2740A appears.

Programmer response: Remove the extra run cards, and resubmit the job.

Related information:

“DFS2740A” on page 574

DFS2736A INVALID ACTION CARD

Explanation: There was a syntax error in the listed statement.

System action: Program DBFDBMA0 continues processing until message DFS2740A appears.

Programmer response: Correct the statement, and resubmit the job.

Related information:

"DFS2740A"

DFS2737A NO RUN CARD

Explanation: No run card was supplied.

System action: Program DBFDBMA0 continues processing until message DFS2740A appears.

Programmer response: Insert a run card, and resubmit the job.

Related information:

"DFS2740A"

DFS2738A NO ACTION CARDS

Explanation: Program DBFDBMA0 requires at least one action card, and none was supplied.

System action: The program continues processing until message DFS2740A appears.

Programmer response: Supply one action statement for each MSDB, and resubmit the job.

Related information:

"DFS2740A"

DFS2739A DUPLICATE ACTION CARDS

Explanation: Duplicate action card were supplied; however, only one is allowed for each MSDB.

System action: Program DBFDBMA0 continues processing until message DFS2740A appears.

Programmer response: Correct the file, and resubmit the job.

Related information:

"DFS2740A"

**DFS2740A ERRORS IN CONTROL FILE.
TERMINATE**

Explanation: This message is always preceded by one or more detailed messages.

System action: Program DBFDBMA0 terminates.

Programmer response: Correct the errors in the control file. Resubmit the job.

DFS2741A CHANGE RECORD SYNTAX ERROR

Explanation: There was a syntax error in the last-listed record of the statement image change file.

System action: Program DBFDBMA0 terminates.

Programmer response: Correct the change file, and resubmit the job.

**DFS2742A CHANGE RECORD DATA INVALID
OR TOO LONG**

Explanation: The specified change record contained invalid data.

System action: Program DBFDBMA0 terminates.

Programmer response: Correct the input, and resubmit the job.

**DFS2743I READING THE OLCSTAT MDA
MEMBER**

Explanation: An OLCSTAT DD statement was coded in the batch JCL; however, the system cannot access the data set. An attempt was being made to read the MDA member if one exists.

System action: Processing continues.

Programmer response: No action is required.

Module: DFSBIND0

**DFS2744E MESSAGE(S) MAY HAVE BEEN LOST
DURING IMS/CQS RESYNC**

Explanation: During checkpoint or IMS/CQS Resync process, one or more CQSPUTs were not performed. IMS was either not able to determine the status of the CQSPUT (a prior CQSPUT might not have been successful), or an error occurred during the rebuild of a message for the CQSPUT. One type 67D00F diagnostic record is logged per unresolved CQSPUT. This is an IMS internal error. Contact IBM Software Support as indicated in the programmer response.

System action: The CQSPUT was not performed and the message was cleaned up locally.

Programmer response: Pull all type 67D0 and 3F log records from IMS log for the system on which the IMS message was received by using the utility DFSERA10 with option EXITR=DFSERA30. Save all the IMS logs; then call IBM Software Support to report the problem.

Problem determination: Check type 67D00F diagnostic records to determine the status of the CQSPUT. The header of the 67D00F record should contain the function and description of the error.

Module: DFSQRS0

**DFS2745A MSDB TO BE INSERTED ALREADY
EXISTS. DBD=name**

Explanation: The action statement called for an MSDB to be inserted, but the previous load-image file contained an MSDB with the same name. The intended action might have been to replace the MSDB.

System action: Program DBFDBMA0 terminates.

Programmer response: Correct the input, and resubmit the job.

**DFS2746A MSDB TO BE DELETED REPLACED
OR MODIFIED DOES NOT EXIST.
DBD=*name***

Explanation: The action statement specified DELETE, REPLACE, or MODIFY but there was no such MSDB on the prior load-image file of MSDBs. The intended action might have been to insert the MSDB.

System action: Program DBFDBMA0 terminates.

Programmer response: Correct the input and resubmit the job.

**DFS2747A ERRORS DETECTED IN CHANGE
FILE. TERMINATE**

Explanation: This message is always preceded by one or more detailed messages.

System action: Program DBFDBMA0 terminates.

Programmer response: Correct the errors in the change file, and resubmit the job.

DFS2748A NO CHANGE RECORDS DBD=*name*

Explanation: The action statement indicated the action INSERT or REPLACE, but there were no change records supplying the segment data for the database named in the message.

System action: Program DBFDBMA0 terminates.

Programmer response: Change records must be supplied in sequence by main storage database (MSDB). Within each MSDB, change records must be supplied by key. Correct the input, then resubmit the job.

**DFS2749A NO CHANGE RECORDS FOR
MODIFY. DBD=*name***

Explanation: The action statement specified MODIFY, but no change records were supplied for this MSDB.

System action: Program DBFDBMA0 terminates.

Programmer response: Correct the input, and resubmit the job.

**DFS2750A ATTEMPT TO MODIFY
NONEXISTENT MSDB. DBD=*name*.**

Explanation: A MODIFY change record specified a key that does not exist in the prior load-image copy of MSDBs.

System action: Program DBFDBMA0 terminates.

Programmer response: Correct the input, and resubmit the job.

Chapter 59. DFS messages, DFS2751A - DFS2800I

This topic contains the following messages:

DFS2751A NO ACTION CARD. DBD=*name*

Explanation: A change record was provided for the named MSDB, but the associated ACTION statement was missing.

System action: Processing continues until message DFS2747A is issued; then the MSDB Maintenance utility terminates.

Programmer response: Provide an ACTION statement for the MSDB and resubmit the job.

Related information:

“DFS2747A” on page 575

DFS2752A UNKNOWN FIELD NAME.

Explanation: The last-listed card image change file statement contained an unknown field name.

System action: Program DBFDBMA0 terminates.

Programmer response: Correct the input, and resubmit the job.

DFS2753I *nnnn* MSDBS COPIED

Explanation: This summary message shows the count of MSDBs has been copied intact from the load-image data sets MSDBINIT(0) to MSDBINIT(+1).

DFS2754I *nnnn* MSDBS REPLACED

Explanation: This summary message shows the count of the MSDBs that were replaced.

DFS2755I *nnnn* MSDBS DELETED

Explanation: This summary message shows the count of the MSDBs that were deleted.

DFS2756I *nnnn* MSDBS MODIFIED

Explanation: This summary message shows the count of the MSDBs that were modified.

DFS2757E QUEUE MANAGER DETECTED AN ERROR - UOWID: SSSSSSSTTTTTTTTTTTTTTTTT

Explanation: An IMS internal error was encountered by Queue Manager. One or more type 67D0 diagnostic records were logged. This error message is used when possible in place of the Queue Manager abend 0757.

In the message text:

SSSSSSSS

SMQ NAME of originating IMS

TTTTTTTTTTTTTTTT

Represents the 8 hex bytes of the originating UOW token.

System action: Queue Manager performs the appropriate cleanup and continues processing.

Programmer response: Pull all type 67D0 log records from IMS Log for the system that the IMS message was received on by using the IMS utility DFSERA10 with option EXITR=DFSERA30. Save all IMS logs, then call IBM Software Support to report the problem.

Problem determination: Type 67D00A diagnostic records with matching UOW token from the message describe the error condition and contain diagnostic information.

DFS2758I STARTING QFIX PROCESSING

QFIX - PROCESSING *cccc*

or

QFIX - PROCESSING *cccc*. QFIX *ddd.d%* COMPLETED.

Explanation: This message provides information about current processing status of QFIX.

In the message text:

cccc The current block type. The block types are processed in the following order:

SMB
CNT
APPC
OTMA
RRE
MSC
CCB
BITMAP

ddd.d The percentage of the message queue records that have been processed since the start of QFIX. The QFIX *ddd.d%* COMPLETED. version is generated with all the *cccc* types except BITMAP.

System action: A message is generated at the start of QFIX. Additional messages are generated approximately every 10 minutes. These messages note the current block type that QFIX is processing and the percentage of the message queue records processed so far.

Programmer response: No action is required.

DFS2759I INVALID SYNTAX. DBN= EXPECTED

Explanation: The MSDB DUMP/RECOVERY utility processed a control statement which contained a value other than DBN=.

System action: Program DBFDBDR0 terminates.

Programmer response: Correct the input, and resubmit the job.

DFS2760I INVALID SYNTAX. BLANK FOLLOWING DBN=(

Explanation: The first character in the list of MSDB names supplied in the control file was a blank. It must be an alphabetic character.

System action: The utility terminates and no output is generated.

Programmer response: Correct the control statement, and resubmit the job.

DFS2761W ERROR IN MSDB CHKPT - NO IMS CHKPT TAKEN - SHUT DOWN SYSTEM

Explanation: Program DBFDBDP0 found an error in a main storage database (MSDB) checkpoint data set and no MSDB checkpoint was taken. The system must be shut down to recover.

System action: No system or MSDB checkpoint is taken, except for any shutdown checkpoint that you requested. An MSDB checkpoint is not taken as part of the shutdown checkpoint.

Operator response: (master terminal) If a write error occurs in an MSDB checkpoint data set during the initial checkpoint after the IMS restart, and the restart checkpoint is written to the OLDS, perform a warm start recovery. Otherwise, perform either a warm start recovery or an emergency restart recovery.

Warm start recovery:

1. Shut down IMS.
2. Message DFS2762A is issued. Follow the actions documented in message DFS2762A.

Emergency restart recovery:

1. Force termination of IMS by issuing a MODIFY IMS,STOP command.
2. Scratch the failing MSDB checkpoint data set, and reallocate a new data set.
3. Copy the valid MSDB checkpoint data set to the newly allocated data set.
4. Emergency restart the system from the last valid system checkpoint.

Related information:

"DFS2762A"

DFS2762A SYSTEM SHUTDOWN-MSDB RECOVERY REQUIRED

Explanation: The master terminal operator requested a shutdown of IMS after message DFS2718I or DFS2761W was issued.

System action: A shutdown checkpoint is taken without taking an MSDB checkpoint.

Operator response: (master terminal)

1. Run the Log Archive utility (DFSUARC0).
2. Run the MSDB DUMP RECOVERY utility (DBFDBDR0) to recover the MSDBs from the valid MSDB checkpoint data set and the SLDSs containing MSDB changes since the last valid system checkpoint.
3. Discard the failing MSDB checkpoint data set, and reallocate a new data set.
4. Warm start IMS with the MSDBLOAD keyword.

Related information:

"DFS2718I" on page 571

"DFS2761W"

DFS2763I REQUIRED CHECKPOINT RECORD NOT FOUND ON LOG

Explanation: The Fast Path restart modules read the control records from the MSDB checkpoint data set to determine from which checkpoint to restart the MSDB, but the selected checkpoint was not found on the IMS log.

System action: IMS continues without Fast Path.

Programmer response: Select a checkpoint from which to restart that matches, or is prior to, one of the checkpoints on the MSDB data set, and specify all log data sets up to the latest checkpoint.

DFS2764W MSDB ARITHMETIC OVERFLOW MSDB=xxxxxxx FIELD=xxxxxxx KEY=xxxxxxx

Explanation: Arithmetic overflow occurred in the database indicated in the message text.

System action: The input message is reprocessed so that the overflow will be detected at call time.

Operator response: (master terminal) Contact the IMS system programmer.

Programmer response: Correct the database generation to allow a appropriate field size for the segment type.

DFS2765W OUT OF SPACE IN DATA SET DATABASE=xxxxxxx AREA=yyyyyyyy ss RM: tttt

Explanation:

The DEDB area described in the message has run out

of space in the sequential dependent portion of the area. No more additions of sequential dependents to the area are possible.

In the message text:

xxxxxxx

The DEDB containing the area which ran out of space.

yyyyyyyy

The area that ran out of space.

ss The DL/I call status code. For these codes, see the DL/I status code information.

ttt The type of DL/I status call that was issued.

The valid types for this message are:

ISRT The message was issued by module DBFMSRT0 when attempting to pre-allocate SDEP CIs for SDEP insert activity.

SDEP The message was issued by module DBFSYN10 when processing SDEPs during sync point.

For more information about sequential dependent space management, see the *IMS Version 13 Database Administration*.


System action: The input message is reprocessed so that the condition will be detected at call time.

Operator response: Contact the IMS system programmer.

Programmer response: Determine which data is no longer required in the database and run the Delete utility to reclaim usable space for the online system.

Module: DBFMSRT0, DBFSYN10

Related reference:

 DL/I status codes (Messages and Codes)

DFS2766I PROCESS FAILED

Explanation: The application program has abnormally terminated. This general message is accompanied by one of a number of messages to the master terminal detailing the reason for the failure.

System action: The input message is discarded.

Operator response: Contact the IMS database administrator or the system programmer, or both.

DFS2767I AREA=xxxxxxx DEDB AREA FULL

Explanation: The space management module could not find adequate space in the root portion of the area for an ISRT request.

Note: This message is sent to the Master Terminal operator.

System action: For an IFP or MPP, the transaction requesting the ISRT is canceled, the dependent region

from which the request originated is brought down, and if the threshold value has not been reached, the dependent region is brought back up. If the region is a BMP, it completes normally but receives a STATUSFS for the ISRT call.

DFS2768W FAST PATH RESTART ERROR-FP UNAVAILABLE

Explanation: Module DBFNRS0 detected an error during Fast Path restart.

System action: IMS continues without Fast Path.

Programmer response: Cold start the system after all of the IMS queues are processed and all of the messages are sent to their destination.

DFS2769I INVALID SYNTAX. DELIMITER EXPECTED BEFORE 72

Explanation: The utility was scanning the control file for a blank or comma, indicating the end of an MSDB name. Column 72 was reached before the delimiter was found.

System action: The utility terminates and no output is generated.

Programmer response: Correct the control statement, and resubmit the job.

DFS2770I FAST PATH DBD *dbdname* IGNORED

Explanation: Initialization for database backout found a Fast Path DBD. All Fast Path DBDs are ignored.

System action: Processing continues and bypasses the Fast Path DBDs.

DFS2771I APDB KEYWORD HAS INVALID PARAMETER

Explanation: You entered an invalid parameter for this keyword.

System action: The command is ignored.

Operator response: (master terminal) Reenter the command and keyword using valid parameters.

Module: DFSICL30, DFSICLN4

DFS2772I REGION KEYWORD HAS INVALID PARAMETER

Explanation: You entered an invalid parameter for this keyword.

System action: The command is ignored.

Operator response: Reenter the command and keyword using valid parameters.

Module: DFSICL30, DFSICLN4

DFS2773 INTERVAL KEYWORD HAS INVALID PARAMETER

Explanation: You entered an invalid parameter for this keyword.

System action: The command is ignored.

Operator response: Reenter the command and keyword using valid parameters.

Module: DFSICL30, DFSICLN4

DFS2779I INVALID MSDB (or DEDB) APPLICATION CONTROL BLOCKS-xxxxxxx WERE FOUND IN ACBLIB

Explanation: The named Fast Path MSDB or DEDB application control block in ACBLIB is incompatible with the current level of the system. The block is not usable until it is brought up to current level.

System action: IMS continues running and the named MSDB or DEDB is marked as not accessible.

Operator response: (master terminal) Notify system programmer.

Programmer response: Rerun ACBGEN with a BUILD DBD=xxxxxxx control statement.

DFS2780A CONFLICT WITH PRIOR DATA= KEYWORD.

Explanation: The card image change file contained DATA= without a prior associated FIELD=, and following another DATA= for the same key.

System action: Program DBFDBMA0 terminates.

Programmer response: Correct the input, and resubmit the job.

DFS2781A DATA= KEYWORD EXPECTED.

Explanation: The FIELD= keyword was not followed by DATA= keyword, or KEY= was not followed by DATA=.

System action: Program DBFDBMA0 terminates.

Programmer response: Correct the input, and resubmit the job.

DFS2782A INCORRECT DATA LENGTH

Explanation: The DATA= keyword was followed by a character string inconsistent with the DBD-specified field or segment length.

System action: Program DBFDBMA0 terminates.

Programmer response: Correct the input, and resubmit the job.

DFS2783A UNABLE TO DELETE FAILED-PERSISTENT CONNECTION TO STR: *Structure_Name* REASON=xxxx

Explanation: After IMS processes a /VUNLOAD command, DBFXVUN0 issues an IXLFORCE macro call to delete the failed persistent connection to the Shared VSO structure. This message is issued when the IXLFORCE call fails with a return code that is greater than 4.

System action: Processing continues.

Programmer response: Determine if the failed persistent connection exists and delete it manually.

Module: DBFXVUN0

DFS2785A INVALID CONTINUATION CARD

Explanation: A continuation statement contained a nonblank character in the first 15 columns.

System action: Program DBFDBMA0 terminates.

Programmer response: Correct the input, and resubmit the job.

DFS2786A DBDNAME=xxxxxxx NOT IN ACBLIB

Explanation: An action statement specified a DBD name not known to the system.

System action: Program DBFDBMA0 terminates.

Programmer response: Correct the input, and resubmit the job.

DFS2787A I/O ERROR IN BLDL. ACBLIB

Explanation: Program DBFDBMA0 attempted to process the BLDL macro against the ACBLIB and an I/O error occurred.

System action: Program DBFDBMA0 terminates.

Programmer response: Restore or rebuild the ACBLIB, and resubmit the job.

DFS2788I *nnnn* MSDBS INSERTED

Explanation: This summary message contains the count of MSDBs that were inserted.

System action: Execution continues.

DFS2789A CHANGE FILE SEQUENCE ERROR

Explanation: A DBD name in one of the change files, or a key within a DBD was out of sequence.

System action: Program DBFDBMA0 terminates.

Programmer response: Correct the input, and resubmit the job.

DFS2790A SAME RECORD APPEARS IN BOTH CHANGE DATA SETS.

Explanation: Both change data sets contained the same key for the same MSDB.

System action: Program DBFDBMA0 terminates.

Programmer response: Correct the input, and resubmit the job.

DFS2791A INVALID HEX DATA

Explanation: The DATA= keyword contained invalid hexadecimal data.

System action: Program DBFDBMA0 terminates.

Programmer response: Correct the input, and resubmit the job.

DFS2792A KEY= KEYWORD EXPECTED AFTER DBN=

Explanation: The card change data set contained a DBN= keyword which was not immediately followed by a KEY= keyword.

System action: Program DBFDBMA0 terminates.

Programmer response: Correct the input, and resubmit the job.

DFS2793I NEW STARTUP PROC MEMBER. NAME=xxxxxxx

Explanation: This message is the header for a list of the new STARTUP PROCEDURE MEMBER entries. It is for information only.

DFS2794I MSDB DUMP/RECOV UTIL NORMAL TERMINATION

Explanation: This message confirms that the utility was successful.

System action: The utility terminates normally.

DFS2795I WRONG LOG VOLUME WAS MOUNTED. TERMINATE. CKPT REQUIRED=xxxxxxx, FIRST ID FOUND=xxxxxxx

Explanation: The first checkpoint identification on the log data set mounted was later than the required checkpoint.

System action: The utility terminates, and no output is generated.

Programmer response: Resubmit the job with the previous log data set and all later data sets.

DFS2796I REQUIRED CKPT ID=xxxxxxx, NOT IN LOG

Explanation: An end-of-file condition occurred before the required checkpoint was found.

System action: The utility terminates, and no output is generated.

Programmer response: Resubmit the job, using an alternate log data set.

DFS2797I NO APPLICABLE UPDATES IN LOG

Explanation: No MSDB updates were performed since the checkpoint that the utility was restored from.

System action: Normal utility processing continues.

DFS2798I MSDBINIT DATA SET IS EMPTY

Explanation: The primary output from the MSDB memory dump recovery utility is a new MSDBINIT data set. This data set is used for loading the MSDBs during a cold start or a warm start with MSDBLOAD option. The new MSDBINIT data set does not contain and MSDB records.

System action: The utility terminates normally.

Programmer response: Verify that the MSDBINIT data set is empty.

DFS2799I INVAL OPER. MUST BE UNLOAD, UNLOADCP, RECOVERY, OR RECOVCP

Explanation: The first word in the control data set was not UNLOAD, UNLOADCP, RECOVERY, or RECOVCP.

System action: The utility terminates and no output is generated.

Programmer response: Correct the control statement, and resubmit the job.

DFS2800I **CHANGE ACCUMULATION FOR DATA BASE *dbname* DCB NAME/NUMBER [*ddname*] *n*

Explanation: Database change records have been accumulated for the database data set. DCB name is only displayed if accumulation was done by database data set. *n* indicates the data set number as follows:

- 1 The prime data set
- 2 The overflow data set
- 0 The VSAM sequence set for KSDS

The value *n* is the relative number of the data set group corresponding to *ddname*. If *n*=0, the data set is the index of a VSAM KSDS. *n*=0 records are used only for the Track Recovery option of database recovery.

Chapter 60. DFS messages, DFS2801A - DFS2850E

This topic contains the following messages:


DFS2801A ERROR RETURN CODE *nn* IN
RESPONSE TO A DLI REQUEST *dd*
ON DDNAME *ddname* FOR FUNCTION
ff

Explanation: The issuing program attempted to read from or write to the database data set. The PST DSECT return codes are found in labels PSTFNCTN and PSTRTCDE. See the IMS return code and function code information for the meaning of the PST DSECT return codes.

Programmer response: Correct the problem, and resubmit the job.

Problem determination: 2, 3, 8, 36

Related reference:

 Return and function codes associated with the external subsystem support (Messages and Codes)

Related information:


Chapter 2, "IMS problem determination," on page 13

DFS2802A ERROR FEEDBACK = *nnnnnn* IN
RESPONSE TO A VSAM
(PUT|GET|VERIFY|POINT) REQUEST
ON DDNAME *ddname* FOR FUNCTION
(IM|RV), R15=*xx*

Explanation: An error occurred when the issuing program attempted to read from or write to the database data set. The VSAM request in support of the IMS function (IM for image copy and RV for recovery) is supplied in the message text.

Programmer response: Correct the problem, and resubmit the job.

Related reference:

 z/OS: VSAM macro return and reason codes

DFS2803I RECORD COUNT=*nnnn* FOR *ddname*
[NET DECREASE|NET
INCREASE|ERLG RECORDS]

Explanation: The record count indicates the number of logical records processed for the specified data set/area. After processing all input logs or Change Accumulation data sets, the Database Recovery utility (DFSURDBO) indicates the net increase or decrease in size of the KSDS data sets since the last image copy.

The Change Accumulation Utility (DFSUCMNO) indicates the total number of IMS I/O error log records

(ERLG records) found for the named data set.

Database Image Copy utility (DFSUDMP0) indicates AREA instead of DDNAME when it processes a DEDB.

DFS2804A HEADER RECORD ON DDNAME
ddname IS NOT CONSISTENT WITH
cccc FOR FUNCTION *ff*

Explanation: The header record of the input data set contains data-base-organization, creation-date-time, and purge-date-time information.

This information might be inconsistent between change data (Change Accum or logs) and dump data set, or change data header does not agree with the DBPCB, or the memory dump data set header does not agree with the DBPCB.

Programmer response: An examination of the header record might indicate the corrective action necessary. The memory dump might not be current or was created with an invalid purge time specified, and must be re-created.

Problem determination: 2, 3, 8, 36

Related information:

Chapter 2, "IMS problem determination," on page 13

DFS2805A RECORD RBN *nnnnnnnnn* IS INVALID

Explanation: An RBN greater than the EOF plus one block has been encountered. While executing, recovery tracks the current EOF. This current EOF is the last block written. Each image copy, change accumulation, or log record is matched to the EOF. The input record can never exceed the EOF plus one block unless blocks are being skipped, which is not allowed.

A second situation, causing this message, is performing a HISAM unload but not a reload, and using the unload file and subsequent log data sets as input to recovery.

A third situation can cause this message. If the data set has an embedded EOF, image copy stops when the first EOF is encountered. Records could exist on the log data set for database records residing between the two EOFs. This is most likely caused by executing two IMS control regions simultaneously against the same database. Failure to scratch and reallocate the data sets during a recovery or reorganization could cause the embedded EOF.

Programmer response: Ensure that all supplied input is correct.

DFS2806A • DFS2811A

Check for missing log data sets. This is the most common cause for this message. Supply any missing log data sets to a change accumulation or log input to recovery.

If the second situation occurs, supply a previous unload or image copy and log data sets produced since that time.

If the third situation occurs, notify system programming for a resolution. There is no recommended solution to this problem.

When all input is checked, resubmit the job.

Problem determination: 2, 3, 4, 8, 17g, 36

Related information:

Chapter 2, "IMS problem determination," on page 13

DFS2806A SYSIN CONTROL CARD NOT SUPPLIED

Explanation: A control statement is required, but none was available from the SYSIN data set. If this message was issued from the Database Image Copy 2 utility, it might indicate that a group statement was not followed by at least one DBDS Select statement.

Programmer response: Include at least one control statement and resubmit the job.

Module: DFSUDMP0, DFSUDMT0

DFS2807I PURGE DATE-TIME SPECIFIED=*timestamp*

Explanation: The date and time specified on the SYSIN control statement is repeated here.

DFS2808I RECOVER TRACK CCHH=*ccccchhh*, VOLSER=*volser*

Explanation: The track recovery option of the Database Data Set Recovery utility (DFSURDB0) was started for the designated tracks.

DFS2809I ATLAS CALL RC=*rc* FOR TRACK CCHH=*ccccchhh*, VOLSER=*volser*

Explanation: See *Data Administration: Macro Instruction Reference for MVS/DFP* (SC26-4506) for the meaning of ATLAS return codes.

DFS2810I TRACK UPDATE WAS UNSUCCESSFUL FOR CI RBA=*aaaaaaaa*, CCHH=*ccccchhh*, VOLSER=*volser*-REASON *r(f)*

Explanation: The track recovery option of the Database Data Set Recovery utility was unsuccessful for the reasons listed below:

Code (hex)

	Meaning
44	The CCHHR in ERLG is not in the data space extents.
48	The RBA in ERLG is not in the target data set extents.
4C	An error return code was received from ATLAS.
50	An error return code was received from VSAM after a GET/GETIY request (f indicates VSAM feedback).
54	An error return code was received from VSAM after a PUT/PUTIY request (f indicates VSAM feedback).
58	The CI RBA=00 was not updated since HISAM unload was used as input to recover an ISDS.

System action: Processing continues.

Programmer response: If possible, correct the problem and rerun track recovery. If the problem cannot be corrected, the entire data set must be recovered.

DFS2811A TRACK RECOVERY TERMINATED ABNORMALLY, REASON *r(f)*

Explanation: In the message, *r* indicates the reason code and (*f*), if present, is the VSAM feedback code. The values of the reason codes and their meanings are as follows:

Code (hex)

	Meaning
04	Unable to open ACB for target data set. See message IEC161I to determine cause of error.
08	Error detected while reading VSAM index. (f) is the VSAM feedback code.
0C	Control interval RBA in type X'24' error log record not found in VSAM index.
14	Invalid request. Parameter list passed during track recovery call had unidentified request value.
18	Record passed by caller did not fit in control interval.
1C	No volumes mounted for target data set.
20	Unable to open DCB for Data Space.

System action: The program is terminated abnormally.

Programmer response: If error is correctable, correct it and rerun the job. If error cannot be corrected, recover the database. If reason codes X'14' or X'18' occur, rerun the job with an ABEND control statement.

Problem determination: 2, 3, 4, 8, 36

Related information:

Chapter 2, "IMS problem determination," on page 13

**DFS2812I IMAGE COPY INPUT CREATED BY
ONLINE IMAGE COPY FOR
FUNCTION RV**

Explanation: The image copy data set used as input to the Recovery utility was created by the Online Image Copy utility.

**DFS2813I nnnnnnnnn RECORDS WITH
DATE-TIME,SEQUENCE NUMBER
yydddhhmmsst; seqno WERE IGNORED
ON DDNAME dddddd**

Explanation: If DDNAME=DFSUCUM, then change accumulation records with a date-time less than the image copy date-time were ignored; if DDNAME=DFSULOG, then log records with a date-time less than the image copy date-time or the date-time, sequence number of the highest change accumulation record were ignored.

System action: The Recovery utility completes and a warning error code is returned.

Programmer response: Examine input to recovery to determine why the message was issued. If an image copy was taken during (in the middle of) online system operation, then records are expected to be dropped during recovery. Otherwise, this message probably indicates a user error. Correct the input, and resubmit the job.

**DFS2814A TRACK RECOVERY REQUESTED BUT
NOT POSSIBLE**

Explanation: The input change accumulation data set does not contain the error log records required for track recovery, therefore, track recovery is not possible.

System action: The job step terminates abnormally.

Programmer response: Ensure that the change accumulation input is the correct accumulation for the log data sets that contain the error log records for the database data set being recovered. If change accumulation has not been run, then it must be run. Make the necessary corrections, and resubmit the job.

Problem determination: Rerun the job and make the first control statement an ABEND control statement. Supply a SYSUDUMP DD statement to this step.

Also, submit a copy of the change accumulation data set and a copy of the logs used to create the change accumulation data set.

DFS2815A VSAM KSDS NOT SUPPORTED

Explanation: A concurrent image copy of a VSAM KSDS cannot be created.

System action: The Image Copy utility terminates this image copy and reads the next control statement.

Programmer response: Rerun the Image Copy utility without specifying CIC in the EXEC statement PARM= field. This image copy must run only against databases that are offline, deallocated from any other address space or job, or both.

**DFS2816A ISAM ACCESS METHOD NOT
SUPPORTED**

Explanation: An image copy of an ISAM data set cannot be created.

System action: The Image Copy utility terminates this image copy and reads the next control statement.

Programmer response: See *IMS Version 13 System Definition*.

DFS2817A CIC ATTEMPTED WITHOUT DBRC

Explanation: A concurrent image copy cannot be created without using DBRC.

System action: The Image Copy utility terminates without performing any actions; it requires DBRC.

Programmer response: Rerun the Image Copy utility with DBRC or without specifying CIC in the EXEC statement PARM= field.

**DFS2818I UPDATES MADE USING PSB *psbname*
TO UPDATE DATABASE *dbname* ARE
IN DOUBT
THE UNIT OF RECOVERY FOR
RECOVERY TOKEN
*aaaaaaaaxxxxxxxxxxxxxxxx IS IN DOUBT***

Explanation: For the first part of the message, some Recovery Tokens in the log were in doubt during execution of the Database Recovery utility. The following list is the 16-byte recovery token in printable format:

aaaaaaaa

8-byte character part of the recovery token.

xxxxxxxxxxxxxxxx

8-byte hexadecimal part of the recovery token.

The Fast Path unit of recovery was not resolved during this run of the Database Recovery utility.

For the second form of the message, the *psbname* is the name of the PSB associated with a specific recovery token. The *dbname* is the DBD name of all the databases updated by the PSB for a recovery token.

A list containing multiple occurrences of the second part of the message might be issued. This list can contain several UOR tokens that are not involved in the Database Recovery process, but are generated because the input log is incomplete, as far as these tokens are concerned.

System action: The Database Recovery utility

DFS2819A • DFS2828A

completes with a return code of 4.

Programmer response: This message can be ignored if it is issued for a database that is not being recovered. Otherwise, in-doubt data should be resolved as soon as possible.

DFS2819A AREA *areaname* CONNECT TO STR:
strname FAILED. DUPLICATE
STRUCTURE NAME FOUND.

Explanation: An identical structure name for the VSO area was already defined in the coupling facility.

System action: The OPEN process for the area fails.

System programmer response: Specify a unique structure name for the area.

Module: DBFVSOP0

DFS2821I PRELOAD COMPLETED FOR ALL
SHARED VSO AREAS

Explanation: The preload process for all shared VSO areas has completed.

System action: None.

Programmer response: No action is required.

Module: DBFVXPL0

DFS2822I AREA *areaname* CONNECT TO STR:
strname SUCCESSFUL

Explanation: Area *areaname* was successfully connected to cache structure *strname*.

Module: DBFVXCS0

DFS2823I AREA *areaname* DISCONNECT FROM
STR: *strname* SUCCESSFUL

Explanation: Area *areaname* was successfully disconnected from cache structure *strname*.

Module: DBFVXCS0

DFS2824A AREA *areaname* CONNECT TO STR:
strname FAILED. 4K BLKS
REQUIRED=*xxxxx*, ALLOCATED=*yyyyy*.

Explanation: The actual cache structure size created was less than the actual structure size required. The required size, indicated by *xxxx*, and the allocated size, indicated by *yyyy*, are displayed in hexadecimal.

System action: The open process for the area fails.

System programmer response: Designate a new coupling facility or specify the structure size correctly. The formula to determine the structure size can be found in *PR/SM™ Planning Guide*, (GA22-7236), or (GA22-7123).

DFS2825A AREA *areaname* CONNECT TO STR:
strname FAILED. VECTOR LENGTH
REQUESTED=*xxxxx*,
ALLOCATED=*yyyyy*.

Explanation: The actual vector length created was less than the requested length.

System action: The open process for the area fails.

System programmer response: Contact IBM Software Support.

DFS2826A AREA *areaname* CONNECT TO STR:
strname FAILED. INTERNAL
PARAMETER ERROR. XES RC=*xxxx*.

Explanation: A z/OS cross-system extended services (XES) internal error occurred. The XES return code is *xxxx*.

System action: The open process for the area fails.

System programmer response: Contact IBM Software Support.

DFS2827A AREA *areaname* CONNECT TO STR:
strname FAILED. INTERNAL XES
ERROR. CONDIAG0=*xxxxxxxxx*,
CONDIAG1=*yyyyyyyyy*,
CONDIAG2=*zzzzzzzz*.

Explanation: An internal z/OS cross-system extended services (XES) error occurred. The message provides XES diagnostic information.

System action: The open process for the area fails.

System programmer response: Contact IBM Software Support.

Module: DBFVXCS0

DFS2828A AREA *areaname* DISCONNECT FROM
STR: *strname* FAILED. INTERNAL XES
ERROR. XES RC=*xxxx*.


Explanation: An internal z/OS cross-system extended services (XES) error occurred. The XES return code is *xxxx*. The XES return and reason codes are documented in the IXLDISC macro.

System action: The area is stopped

System programmer response: Contact IBM Software Support.

Module: DBFVXCS0

Related reference:

 z/OS: IXLDISC return and reason codes

DFS2829I AREA *areaname* CONNECT TO CF FAILED; INCONSISTENT STRUCTURE SIZES

Explanation: An area is defined with the VSO, NOPRELOAD options. Dual structures are defined. The structure sizes must be the same to prevent inconsistencies between the two structures.

System action: The open process for the area fails.

System programmer response: Allocate the two structures with the same size.

Module: DBFVXCS0

DFS2830I CF READERROR, RBA *rrrrrrrr*, AREA *areaname*,STR *strname* RC=*xxxxxxxx* RSN=*yyyyyyyy*

or

CF WRITEERROR, RBA *rrrrrrrr*, AREA *areaname*,STR *strname* RC=*xxxxxxxx* RSN=*yyyyyyyy*

Explanation: The read or write of the control interval (CI) to the coupling facility failed. An internal z/OS cross-system extended services (XES) error occurred. The return and reason codes provide XES diagnostic information. These return and reason codes are documented in the IXLCACHE macro.


System action: Fast Path continues processing the area from DASD, if a single cache structure is defined, or from the other structure, if multiple structures are defined.

System programmer response: Contact IBM Software Support.

Module: DBFVSOW0, DBFMSRB0

Related reference:

 z/OS: Return and reason codes for the IXLCACHE macro (for read)

 z/OS: Return and reason codes for the IXLCACHE macro (for write)

DFS2831I POOLNAME *XXXXXXXX*; BUFFER SHORTAGE. POOL EXPANDED BEYOND MAX

Explanation: A buffer pool, indicated by *XXXXXXXX*, is experiencing a buffer shortage. The buffer pool will be expanded beyond the specified limit by the secondary amount.

Operator response: Use the /DIS POOL FPDB command to display the private pool usage.

DFS2832I CANNOT ADD/CHANGE *dedbname*- CI SIZE OF *areaname* EXCEEDS BSIZ

Explanation: An attempt to add area *areaname* to DEDB *dedbname* failed. The area control interval (CI) size exceeds the Fast Path buffer size (BSIZ=) of the IMS online control region.

System action: The /MODIFY PREPARE or INITIATE OLC PHASE(PREPARE) command fails.

Programmer response: Decrease the CI size of the added area.

Module: DBFOLC01

DFS2833I CANNOT ADD DEDB *dedbname*- FAST PATH NOT INSTALLED

Explanation: An attempt was made to add a data entry database (DEDB) to an IMS system that does not have Fast Path installed.

System action: The /MODIFY PREPARE or INITIATE OLC PHASE(PREPARE) command fails.

Programmer response: Remove the DEDB from the system definition or install Fast Path.

Module: DFSRMDM0

DFS2834I PSB *psbname* HAS BEEN RESCHEDULED BECAUSE OF ONLINE CHANGE

Explanation: An IMS Fast Path program (IFP) or message processing program (MPP) attempted to update a data entry database (DEDB) that was changed using online change.

System action: The application program is terminated with a pseudoabend, and the PSB is rescheduled.

Module: DBFIRCI0

DFS2835I ERROR IN VSPEC DEDB STMT: *statement_text* REASON= *reason_text*

or

ERROR IN VSPEC DEDB STMT: POOLNAME *text*; *text*; SPECIFICATION ERROR

or

ERROR IN VSPEC SDEPQCI STMT: *statement_text* REASON= *reason_text*

Explanation: The DEDB or SDEPQCI VSPEC *statement_text* is incorrect. The message displays the text for a maximum of two pools in error, however, there might be more pools in error than those included in this message.

For the variant with *statement_text*, the *statement_text*

shows partial error statement. The *reason_text* offers the explanation for the error.

System action: IMS continues processing without the buffer pool in error or accounting for the DEDB or SDEPQCI statement in error.

System programmer response: Stop IMS and restart with a corrected VSPEC member.

Module: DBFVSOP0, DBFPVTS0, DBFDVBI0

**DFS2837I CANNOT ADD DEDB *dedbname*-
OTHEADS NOT INITIALIZED**

Explanation: An attempt was made to add a data entry database (DEDB) to an IMS system that was not initialized with DEDBs. No output threads (OTHEADS) were initialized and no I/O is possible to the added DEDB.

System action: The /MODIFY PREPARE or INITIATE OLC PHASE(PREPARE) processing stops.

Programmer response: Define DEDBs to the system and restart IMS.

Module: DFSRMDM0

**DFS2838I RANDOMIZER *name* FOR *dedbname* IS
DELETED AND *status***

or

**RANDOMIZER *name* FOR *dedbname*/FF*database*/
HALDB*partition* IS DELETED AND *status***

Explanation: If IMS successfully deleted the database randomizer and no more copies are in storage, the status GONE is displayed. If the randomizer is reentrant and a copy is found in storage after being deleted, the status SHARED is displayed.

The following commands can delete the randomizer:

- /DBR DB *dbname*
- /DBR DB *FFdatabase*
- /STO DB *FFdatabase*
- /STA DB *FFdatabase*
- UPDATE DB NAME(*dedbname*) STOP(ACCESS)
- UPDATE DB NAME(*FFdatabase*) STOP(ACCESS)
- UPDATE DB NAME(*FFdatabase*) STOP(UPDATES)
- UPDATE DB NAME(*FFdatabase*) START(ACCESS)

System action: The randomizer is physically deleted from storage when the status is GONE. The randomizer is not deleted from storage when the status is SHARED.

Programmer response: No action is required.

Module: DBFDBAC0, DBFOLC02, DBFARD30, DBFERDB0, DBFMSIU0, DFSDOCA0

**DFS2839I ERROR TRYING TO GETMAIN
STORAGE FOR DMCBS**

Explanation: The /MODIFY PREPARE or INITIATE OLC PHASE(PREPARE) command failed to get enough Common Service Area (CSA) and the Extended Common Service Area (ECSA) storage for adding or changing data entry databases (DEDBs).

System action: The /MODIFY PREPARE or INITIATE OLC PHASE(PREPARE) command fails.

Programmer response: Stop IMS and increase the size of CSA or ECSA.

Module: DBFOLC01

**DFS2840W ERROR IN LOADING RANDOMIZER
name FOR DEDB *dedbname*, RC=*zz***

Explanation: Randomizer *name* cannot be loaded.

System action: The command (/MODIFY PREPARE, INITIATE OLC PHASE(PREPARE), /START DB, or UPDATE DB START(ACCESS)) continues without loading the randomizer. Subsequent DL/I calls to this data entry database (DEDB) receive an FH status code. Hexadecimal return code *zz* from the IMODULE function of IMS is explained in the IMODULE return code information.

Programmer response:

If the return code is 0, the randomizer module was not reentrant. Rerun the bound JCL to make it reentrant.


Also verify that:

- The randomizer was correctly linked into the IMS system.
- The DEDB was correctly defined with the randomizer name.

Correct any errors and issue the UPDATE DB START(ACCESS) or /START DB command to reload the randomizer.

Module: DBFDBAC0, DBFINI24, DBFERDB0, DBFMSIU0

Related reference:

 IMODULE return codes (Messages and Codes)

**DFS2841A ERROR TRYING TO GETMAIN
STORAGE FOR LTERM KEYWORD**

Explanation: GETMAIN failed while trying to allocate storage for the LTERM keyword of the /MODIFY command.

System action:

The /MODIFY PREPARE command is terminated.

Operator response: After increasing CSA size, restart IMS. Or after freeing up some common storage area (CSA), reenter the /MODIFY PREPARE command.

Programmer response: Consult your z/OS system programmer. Determine what resources are using the CSA and attempt to free some CSA for use. You must issue an IPL to increase CSA.

Module: DBFOLC01

DFS2842I **RANDOMIZER** *name* **FOR** *dedbname* **IS LOADED/SHARED**

or

RANDOMIZER *name* **FOR** *dedbname/FFdatabase/*
HALDBpartition **IS LOADED/SHARED**

Explanation: If the randomizer is not in storage and IMS successfully loaded it, the status LOADED is displayed. If an existing copy is found in storage and the same command is entered, the status SHARED is displayed.

The following commands can load the randomizer:

- /START DB *dedbname*
- /START DB *FFdatabase* OPEN
- /START DB *HALDBpartition* OPEN
- UPDATE DB NAME(*dedbname*) START(Access)
- UPDATE DB NAME(*FFdatabase*) START(Access) OPTION(OPEN)
- UPDATE DB NAME(*HALDBpartition*) START(Access) OPTION(OPEN)
- INIT OLREORG NAME(*partname*)
- /INIT OLREORG NAME(*partname*)

System action: The randomizer is physically loaded in storage for the status LOADED. The randomizer is logically loaded in storage for the status SHARED.

Programmer response: No action is required.

Module: DBFDBAC0, DBFERDB0, DBFMSIU0, DFSDOCA0

DFS2843 **DATASET** *service* **FAILED FOR** *ds_type*

DSN=*dsn*

SYNAD BUFFER FOLLOWS: *dev#,devtype,DD*
name,operation,error description,block number,access method

Operator response: For information about this message, see DFS2843E.

Related information:

“DFS2843E”

DFS2843E **DATASET** *service* **FAILED FOR** *ds_type*,
RC=*rrrrrrrr/sssssss*
DSN=*dsn*
SYNAD BUFFER
FOLLOWS: *dev#,devtype,DD*
name,operation,,block number,access method

Explanation: A data set failure occurred.

The third line of this message, which begins with SYNAD BUFFER FOLLOWS, is displayed only when passed on by the BSAM data set access method. When the line is displayed, it contains the contents of the SYNAD buffer, including the device number, the device type, the DDname, the operation attempted, the error description, the block number, and the access method, which is BSAM. For information about the mapping and meaning of the SYNAD buffer, see the description for the SYNADAF macro. BSAM might or might not return the SYNAD buffer, depending upon the error.

In the message text:

service The service that failed, which can be:

OPEN
CLOSE
READ
WRITE

ds_type Identifies the online change data set specified in the DFSCGxxx PROCLIB member.

rrrrrrrr The return code from the MVS/DFP service. This return code is not displayed when the SYNAD buffer is displayed.

sssssss The reason code from the MVS/DFP service. This reason code is not displayed when the SYNAD buffer is displayed.

dsn The name of the data set.

If an OM command encounters this error, this message is sent to the OM output exit as an unsolicited message.

If IMS initialization or IMS restart encounters this error, this message is sent to the system console.

If a utility encounters this error, this message is sent to the utility's job log.

System action: The system action depends on the IMS function that encountered the error:

- IMS initialization fails with abend 2800, subcode X'0002' or X'0003'.
- IMS restart fails with abend 2801, subcode X'0002' or X'0003'.
- IMS online change commands are rejected.

Operator response: Correct the data set problem and try IMS initialization, IMS restart, or the online change command again.

If the *error description* of the DFS2843 message contains the text WRNG.LEN.RECORD, the OLCSTAT data set might not have been allocated correctly. Verify that you allocated the OLCSTAT data set with an end of file (EOF) mark. If you used IEFBR14 to allocate the OLCSTAT data set, it does not have an EOF mark and cannot be read. You must allocate the OLCSTAT data set with an EOF mark to correct this problem. You can use IEBGENER or the ALLOCATE function of ISPF utilities to allocate the OLCSTAT data set

Module: DFSIIOC0, DFSIQ040, DFSOLC00, DFSROLCO

Related reference:

 z/OS: SYNADAF error descriptions

Related information:

“DFS2843” on page 589

DFS2844E DATASET *ds_type* CONTENTS
INVALID ERROR=*errortext*

Explanation: The data set contents are invalid. In the message text:

ds_type

Identifies the online change data set specified in the DFSCGxxx PROCLIB member.

errortext

Contains a description of the error, and might be one of the following values:

Term Meaning

NOT INIT

The OLCSTAT data set is not initialized.

INVALID ENVIRONMENT

The OLCSTAT data set is invalid for this environment. IMS was defined with RMENV=N, which means that the OLCSTAT data set cannot be shared. One or more IMS member names are defined in the data set.

Use the OLC utility, DFSUOLC0, to correct the OLCSTAT data set.

INVALID HDR LEN

The OLCSTAT data set header length is invalid. The header length must be non-zero and no larger than the maximum OLCSTAT data set size.

INVALID OLCINP

The OLCSTAT data set lock word is invalid.

ACBLIB SUFFIX

The ACBLIB suffix is invalid. The suffix must be A or B.

FMTLIB SUFFIX

The FMTLIB suffix is invalid. The suffix must be A or B.

MODBLKS SUFFIX

The MODBLKS suffix is invalid. The suffix must be A or B.

If an OM command encounters this error, this message is sent to the OM output exit as an unsolicited message.

If IMS initialization or IMS restart encounters this error, this message is sent to the system console.

If a utility encounters this error, this message is sent to the utility job log.

System action: The system action depends on the IMS function that encountered the error:

- IMS initialization abends with 2800, subcode X'0007'.
- IMS restart abends with 2901, subcode X'0007'.
- Online change commands fail.

System programmer response: Run the global online change utility (DFSUOLC0) to initialize the OLCSTAT data set. Then try IMS initialization, IMS restart, or the online change command again.

Module: DFSIIOC0, DFSIQ040, DFSOLC00, DFSROLC0

DFS2845A *rsrctdesc* *rsrctype* DEFINITION
INCONSISTENT, ENTER CONTINUE
OR CANCEL

Explanation: IMS initialization determined that a resource defined by this IMS is inconsistent with a resource defined by the IMS systems in the IMSplex.

In the message text:

rsrctdesc A description type, which is DATASET.

rsrctype A resource type, which can be:

- ACBLIB
- FMTLIB
- MODBLKS

System action: IMS waits for a reply to the message.

Operator response: Enter one of the following responses:

CONTINUE

Continue with IMS initialization even though one or more resources that were checked for consistency on this IMS do not match the resources defined by other IMS systems in the IMSplex.


CANCEL Cancel IMS initialization. IMS initialization terminates with an abend 2800, subcode X'0008'.

This message is sent to the system console.

System programmer response: Make sure all of your IMS systems are using the same resource definitions, or disable resource consistency checking using the DFSCGxxx NORSCCC= parameter.

Module: DFSCSL40

Related information:

 IMS abend 2800

DFS2846E *rsrctdesc* *rsrctype* DEFINITION
INCONSISTENT

Explanation: IMS initialization determined that a resource defined by this IMS is inconsistent with a resource defined by other IMS systems in the IMSplex.

In the message text:

rsrctdesc A resource description, that is DATASET.

rsrctype A resource type, that is OLCSTAT.

This message is sent to the system console.

System action: IMS initialization fails with abend 2800, subcode X'0009'.

Programmer response: See abend 2800 for response details.

Module: DFSCSL40

Related information:

➔ IMS abend 2800

DFS2847I MODIFY COMMAND REJECTED - GLOBAL ONLINE CHANGE ENABLED

Explanation: You used a /MODIFY command for a local online change, but it was rejected because global online change is enabled. Global online change is enabled using the DFSCGxxx PROCLIB member keyword OLC=GLOBAL.

This message is sent to the terminal that entered the /MODIFY command.

System action: The /MODIFY online change command is rejected.

Operator response: Issue an INITIATE OLC command to initiate a global online change.

Module: DFSICV10

DFS2848E DYN service FAILED for ds_type, RC=rrrrrrrr/sssssss DSN=dsn

Explanation: A dynamic allocation failure occurred.

In the message text:

service The failing service, which is either ALLOC or UNALLOC.

ds_type The online change data set specified in the DFSCGxxx PROCLIB member, which is OLCSTAT.

rrrrrrrr The return code from the dynamic allocation service.

sssssss The reason code from the dynamic allocation service.

dsn The data set name, which can be up to 44 characters.

If an OM command encounters this error, this message is sent to the OM output exit as an unsolicited message. If IMS initialization or IMS restart encounters this error, this message is sent to the system console. If a utility encounters this error, this message is sent to the job log of the utility.

System action: The system action depends on the IMS function that encountered the error:

- IMS initialization fails with abend 2800, subcode X'0001' or X'0003'.
- IMS restart fails with abend 2801, subcode X'0001'.
- IMS online change command fails.

System programmer response: Correct the dynamic allocation problem and try IMS initialization, IMS restart, or the online change command again.

Module: DFSIIOC0, DFSIQ040, DFSROLC0

Related information:

➔ IMS abend 2800

➔ IMS abend 2801

DFS2849A AREA areaname CONNECT TO STR: strname FAILED. CASTOUT CLASS REQUESTED=xxxxx, ALLOCATED=yyyyy

Explanation: The maximum cast-out class number is inconsistent between structure and connector. The allocated value is the value of the structure from first connector.

In the message text:

areaname

The area that failed.

strname The structure to which the area attempted a connection.

xxxxx The requested cast-out class value.

yyyyy The cast-out class value allocated from the first connector to the structure.

System action: The area does not open.

System programmer response: Display the structure and delete all connections before restarting.

Module: DBFVXCS0

DFS2850E COLDSTART REQUIRED DUE TO GLOBAL ONLINE CHANGE

Explanation: An attempt to warm start or emergency restart this IMS system failed because a global online change was performed while this IMS was down. This IMS must have a cold start if:

- This IMS was down during two or more global online changes.
- This IMS was down during the last global online change and this IMS restart type conflicts with the last global online change that was performed.

This message is sent to the system console in response to a restart command such as /NRE or /ERE.

System action:

IMS terminates abnormally with abend 2801, subcode 12.

Operator response:

Start IMS again and enter either a cold start command (/NRE CHECKPOINT 0), or enter a restart command that does not conflict with the last online change type.

The following table shows the types of IMS restarts that are permitted for an IMS that was down during

DFS2850E


online change, with the online change type that was performed while the IMS was down:

Table 13. Types of online change and types of restart for DFS2850E

Online change type	Restart commands permitted
ACBLIB	/NRE CHECKPOINT 0 /ERE COLDBASE
ALL	/NRE CHECKPOINT 0
FORMAT	/NRE CHECKPOINT 0 /NRE /ERE /ERE COLDCOMM /ERE COLDBASE
MODBLKS	/NRE CHECKPOINT 0

Module: DFSOLCS0

Related information:

 [IMS abend 2801](#)

Chapter 61. DFS messages, DFS2851I - DFS2900I

This topic contains the following messages:

DFS2851I AREA *areaname* (ASSOCIATE TO|DISASSOCIATE FROM) STR *structure name* SUCCESSFUL

Explanation: The action on the area was successful. ASSOCIATE TO

The area *areaname* has started using the multi-area structure *structure name*. An XES connection exists for the structure, so only association is required for the area.

DISASSOCIATE FROM

The area *areaname* has stopped using the multi-area structure *structure name*.

System action: VSO processing is either started or stopped for the area.

System programmer response: No action is required.

Module: (For ASSOCIATE TO) DBFVXAS0

(For DISASSOCIATE FROM) DBFVXCS0

DFS2852I AREA *areaname* ASSOCIATE TO STR *structure name* FAILED. STR CISIZE=*xx*, AREA CISIZE=*yy*

Explanation: Association to the area failed because the CI size (*yy*) of the area is different from the CI size (*xx*) of the other areas in the structure.

System action: Area open process fails.

System programmer response: Change the structure name on the DBRC registration of the area to a structure that has the same CI size as the area.

Module: DBFVXAS0

DFS2853A A NEW STRUCTURE WAS CREATED FOR AREA AAAAAAAAAA. REPLY 'C' TO CONTINUE OR 'R' TO RECOVER.

Explanation:

This message is generated because the user specified the SVSODR startup option of WTOR. This option is used at a remote site to provide the user with an option whether an SVSO area needs to be marked as recovery needed or not. The user is given an option whenever a new structure is created for an SVSO area at emergency restart or first area open after an emergency restart, and SVSODR=WTOR is specified.

System action: If you select option C, IMS opens the area specified, connect to a new structure and normal processing resumes for that area. If you select option R,

the specified area is stopped and marked as recovery needed.

Programmer response: Reply C to continue with normal processing for the area. Reply R if the area is to be marked as recovery needed.

Module: DBFVXCS0

DFS2854A *jobname, stepname, region, reason*-FAILED SECURITY CHECK

Explanation: This message notifies the IMS master terminal operator that a security violation occurred. The *jobname* and *stepname* of the user who attempted the security violation are indicated. *reason* indicates the reason code, as shown in the following list:

Code (hex)

Meaning

040 The GETMAIN call failed.

080 Unable to get storage (RACW) for RAS processing.

084 IMS resource is not authorized for this dependent region per SAF (RACF) check.

088 IMS resource is not authorized for this dependent region per Resource Access Security user exit (RASE) check.

08C During RAS security authorization processing, the input transaction name could not be found, or IMS RACROUTE REQUEST=VERIFY,ENVIR=CREATE to build ACEE for a dependent region was rejected by RACF. A security problem with the user ID for a dependent region accessing the APPL=*MSID* might cause this problem.


114 The find-destination routine (DFSICLF0) was not able to find the SYMBOLIC output transaction code or logical terminal name.

System action: The dependent region is terminated abnormally with abend 0437.

Programmer response: Ensure that your dependent region user ID is authorized to access the IMS resources (transaction, PSBs, and LTERMs) that it is attempting to use.

Module: DFSASK00, DFSDASP0

Related information:

 IMS abend 0437

DFS2855A **APSB SECURITY CHECK FAILED FOR**
odbaidid **USERID=uuuuuuuu**
PSB=pppppppp SAF RC=xx
RACROUTE=AUTH RC(yyyy,zzzz)

Explanation: The USERID has failed SAF security check for the named PSB from an ODBA application.

In the message text:

odbaidid The ID of the ODBA address space connected to IMS.

uuuuuuuu

Userid associated with the APSB request.

pppppppp

PSB named on the APSB request.

xx

SAF return code.

yyyy

RACF or equivalent return code.

zzzz


RACF or equivalent reason code.

System action: The APSB request is unsuccessful. The call ends with pseudoabend 0438.

Programmer response: No action is required.

Module: DFSDASPO

Related information:

 IMS abend 0438


DFS2855I **OLCSTAT DATASET LOCKED FOR**
GLOBAL ONLINE CHANGE

Explanation: The DBBBATCH region failed because the OLCSTAT data set is locked for global online change.

System action: The DBBBATCH region terminated with an 0821 abend.

User response: Run the DBBBATCH region again after global online change is completed.

Related information:

 IMS abend 0821

DFS2856W **DFSCGXXX OLC=*olctype* ONLINE**
CHANGE TYPE MISMATCH

Explanation: An online change type mismatch was detected during IMS restart, XRF alternate tracking, DBCTL warm standby emergency restart, or FDR region tracking. The checkpoint log record that this IMS is restarting from is defined with an online change type (local or global) that does not match the online change type defined by the DFSCGxxx PROCLIB member OLC= parameter that this IMS initialized with.

This situation might be a serious error, unless you intended to change the online change type to enable or disable global online change across an IMS warm start or emergency restart.

Important: Perform a cold start of IMS when enabling global online change or falling back to local online

change. You should not change the online change type across an emergency restart or a warm start.

In the message text:

olctype The online change type defined in the DFSCGxxx PROCLIB member for this IMS.

LOCAL

Local online change is enabled on this IMS. Global online change is enabled on the active IMS.

GLOBAL

Global online change is enabled on this IMS. Local online change is enabled on the active IMS.

System action: IMS continues processing. IMS might terminate abnormally, if it detects an error because of this mismatch.

System programmer response: If this mismatch did not result in an IMS abend, and you did not intend to change the online change type across an IMS emergency restart, an IMS warm start, an XRF alternate, a DBCTL warm standby, or an FDBR region, shutdown the IMS, XRF alternate, DBCTL warm standby, or FDBR region, change the DFSCGxxx PROCLIB member OLC= parameter to match the IMS active, then bring the IMS, XRF alternate, DBCTL warm standby, or FDBR region back up.

DFS2857E **DIAGNOSE COMMAND INTERNAL**
ERROR - MOD=*name*, RSN=*nnnn*

Explanation: An unrecoverable internal error was encountered while processing a /DIAGNOSE command. The message is issued at any point in the code that a severe error condition is encountered whose root cause is internal.

In the message text:

name The name of the module that issued the message.

nnnn A reason code. Each internal error has a unique reason code. Generally, the reason code takes the form *xyyy*, where *xx* is the last 2 characters of the issuing module name, and *yy* is a 2-character sequential number (starting with 01 for each module) that identifies the error that was encountered in that module. The exception is certain common messages issued by the SNAP resource modules, which use the form *ZZyy*.

System action: The specified /DIAGNOSE command does not complete.

System programmer response: Contact IBM Software Support.

| **Module:** DFSDGSA0, DFSDGSP0, DFSDGSZ5,
| DFSDGS82, DFSDGSA1, DFSDGSR0, DFSDGSZ6,
| DFSDGS84, DFSDGSB0, DFSDGSS0, DFSDGSZ7,
| DFSDGS9A, DFSDGS00, DFSDGST0, DFSDGSZ8,
| DFSDGS9C, DFSDGL0, DFSDGSU0, DFSDGSZ9,
| DFSDGS92, DFSDGL1, DFSDGSZ0, DFSDGS00,

| DFSDGS94, DFSDGSL2, DFSDGSZ1, DFSDGS10,
 | DFSDGS96, DFSDGS0, DFSDGSZ2, DFSDGS20,
 | DFSDGS98, DFSDGS01, DFSDGSZ3, DFSDGS40,
 | DFSDGSN0, DFSDGSZ4, DFSDGS80

DFS2858E DIAGNOSE COMMAND SEVERE ERROR-*reason text*

Explanation: This message indicates that an unrecoverable external error was encountered during process of a /DIAGNOSE command. The message is issued at any point in the code that a severe error condition is encountered whose root cause is external.

In the message text:

reason text

Identifies the specific error encountered. The *reason text* can be one of the following:

BCB AWE GET FAILED RC=rc

A /DIAGNOSE SNAP command was issued with OPTION(SYSOUT), and the command was unable to acquire an AWE to enqueue the SNAP results to the DGS AWE processor. The failing return code from the BCB AWE GET call is captured in *rc* in the message text. The command fails and no output is written to the SYSOUT data set. This might be a temporary storage constraint problem, or IMS might be experiencing more serious storage problems. If no other storage problems are evident, reissue the command. If the command fails again and no other storage problems are evident, contact IBM Software Support.

BLOCK STORAGE NOT AVAILABLE

A /DIAGNOSE SNAP BLOCK() command was issued and the requested primary block was not available.

COPY BUFFER FREESTOR FAILED

A /DIAGNOSE SNAP command was issued, diagnostic information was captured in a copy buffer, and the FREESTOR call for the copy buffer failed.

COPY FAILED: DESTRUCTIVE OVERLAP

A /DIAGNOSE SNAP command was issued, diagnostic information was found, a call was made to the storage copy routine without tolerate copy failures in effect, and the copy failed because of a destructive overlap between the storage and the copy buffer.

COPY FAILED: INVALID STORAGE KEY

A /DIAGNOSE SNAP command was issued, diagnostic information was found, a call was made to the storage

copy routine without tolerate copy failures in effect, and the copy failed because of an invalid storage key.

COPY FAILED: STORAGE UNAVAILABLE

A /DIAGNOSE SNAP command was issued, diagnostic information was found, a call was made to the storage copy routine without tolerate copy failures in effect, and the copy failed because of an invalid address.

DGSS BUFFER FREESTOR FAILED

A /DIAGNOSE SNAP command was issued, a DGSS storage table was allocated, and the FREESTOR call for the DGSS storage table failed.

ENQUEUE AWE FAILED RC=rc

A /DIAGNOSE SNAP command was issued with OPTION(SYSOUT), and the command was unable to enqueue the SNAP results to the DGS AWE processor. The failing return code from the enqueue process is captured in *rc* in the message text. The command fails and no output is written to the SYSOUT data set. If the problem persists, contact IBM Software Support.

NUCLEUS ADDR TABLE NOT AVAILABLE

A /DIAGNOSE SNAP MODULE() command was issued and the DIAGNOSE Command Nucleus Module Address Table was not available.

STORAGE COPY FAILED

A /DIAGNOSE SNAP command was issued, diagnostic information was found, a call was made to the storage copy routine without tolerate copy failures in effect, and the copy failed.

TRACE FACILITY START FAILED

A /DIAGNOSE SNAP command was issued with OPTION(TRACE) and the internal call to start tracing facilities for a DIAG trace table failed.

System action: The specified /DIAGNOSE command does not complete.

System programmer response: Contact IBM Software Support.

| **Module:** DFSDGS0, DFSDGS0, DFSDGSZ5,
 | DFSDGS82, DFSDGS01, DFSDGS0, DFSDGSZ6,
 | DFSDGS84, DFSDGS0, DFSDGS0, DFSDGSZ7,
 | DFSDGS9A, DFSDGS0, DFSDGS0, DFSDGSZ8,
 | DFSDGS9C, DFSDGS0, DFSDGS0, DFSDGSZ9,
 | DFSDGS92, DFSDGS1, DFSDGSZ0, DFSDGS00,
 | DFSDGS94, DFSDGS2, DFSDGSZ1, DFSDGS10,
 | DFSDGS96, DFSDGS0, DFSDGSZ2, DFSDGS20,
 | DFSDGS98, DFSDGS01, DFSDGSZ3, DFSDGS40,
 | DFSDGSN0, DFSDGSZ4, DFSDGS80

**DFS2859I DIAGNOSE COMMAND
UNSUCCESSFUL - reason text**

Explanation: A non-fatal error was encountered that prevented the /DIAGNOSE command from completing successfully. The message is issued at any point in the code that a non-fatal, non-serious error condition is encountered.

In the message text:
reason text

Identifies the specific error encountered:

AOS=N WAS SPECIFIED

A /DIAGNOSE SET AOSLOG() command was issued where AOS logging was prohibited by an IMS startup parameter.

block **UNAVAILABLE**

A /DIAGNOSE SNAP BLOCK(*block*) command was issued when the *block* control block was not available or not defined.

CLASS INVALID WITH OUTPUT OPTION

A /DIAGNOSE SNAP command was issued with the CLASS() parameter, but the output OPTION() parameter was not SYSOUT. The CLASS() option is valid only with OPTION(SYSOUT). Change the command to use OPTION(SYSOUT) or delete CLASS(), and then reissue the command.

CLASS(*class*) INVALID

A /DIAGNOSE SNAP command was issued with the CLASS() parameter, and an invalid class was specified. Valid values for the class are: A-Z and 0-9. Change the class to one of the valid values and reissue the command.

FORMAT INVALID WITH OPT(OLDS)

A /DIAGNOSE SNAP command was issued with OPTION(OLDS) and the FORMAT keyword. The FORMAT keyword is not valid with OPTION(OLDS).

FORMAT INVALID WITH OPT(TRACE)

A /DIAGNOSE SNAP command was issued with OPTION(TRACE) and the FORMAT keyword. The FORMAT keyword is not valid with OPTION(TRACE).

INVALID ADDRESS VALUE SPECIFIED

A /DIAGNOSE SNAP command was issued with ADDRESS(*address*) where the *address* specified was beyond the maximum address allowed: X'FFFFFFFF'.

INVALID LENGTH VALUE SPECIFIED

A /DIAGNOSE SNAP command was issued with ADDRESS(*address*) LENGTH(*length*) where the *length*

specified was beyond the maximum length allowed: address + length <= X'FFFFFFFF'.

INVALID LIMIT(*limit*) MAX=*maximum*

A /DIAGNOSE SNAP command was issued with the LIMIT() parameter, and the limit value was out of range for the OPTION() specified. Change the output option from OPTION(DISPLAY) to OPTION(SYSOUT), or change the limit to be less than or equal to the maximum value in the message text; and then reissue the command. See the LIMIT() parameter description for more information about the valid ranges for LIMIT() with OPTION(DISPLAY) and OPTION(SYSOUT).

INVALID OLR *resource* SHOW OPTION

A /DIAGNOSE SNAP command was issued for an OLR region where an invalid block name was specified. The VTD, ASCB, ASSB, DPDIR, IWALE, LESEP, DRAT, and IDT blocks are not available, and therefore not valid, for an OLR region.

INVALID *resource* SHOW OPTION

A /DIAGNOSE SNAP command was issued where the SHOW option keyword or block name was invalid for the specified resource type.

LIMIT INVALID WITH OPT(OLDS)

LIMIT INVALID WITH OPTION(OLDS)

A /DIAGNOSE SNAP command was issued with OPTION(OLDS) and a LIMIT(*linecount*) was specified. The LIMIT parameter is not valid with OPTION(OLDS).

LIMIT INVALID WITH OPT(TRACE)

LIMIT INVALID WITH OPTION(TRACE)

A /DIAGNOSE SNAP command was issued with OPTION(TRACE) and a LIMIT(*linecount*) was specified. The LIMIT parameter is not valid with OPTION(TRACE).

NO VALID BLOCKS FOR *resource*

No valid blocks were found for the specified resource and SHOW() options. Ensure that the correct resource was specified and that valid SHOW() options for that resource were specified.

resource(parameter) **NOT FOUND**

A /DIAGNOSE SNAP command was issued where the parameter for the specified resource type was not found.

RM(ONLY) INVALID, RM UNAVAILABLE

A /DIAGNOSE SNAP command was issued with the RM(ONLY)

parameter, and a Resource Manager is not available. Change or remove the RM() parameter and reissue the command.

SNAP RESOURCE NOT FOUND

A /DIAGNOSE SNAP command was issued where the parameter for the specified resource type was not found.

SNAP RESOURCE NOT SPECIFIED

A /DIAGNOSE SNAP command was issued without a SNAP resource type specified.

UNABLE TO GET DIAG TRACE TABLE

A /DIAGNOSE SNAP command was issued with OPTION(TRACE) when a DIAG trace table was not available for use.

System action: The specified /DIAGNOSE command does not complete.

Operator response: Check the command text, correct any errors, and issue the command again.

System programmer response: No action is required.

- | **Module:** DFSDGSA0, DFSDGSP0, DFSDGSZ5,
- | DFSDGS82, DFSDGSA1, DFSDGSR0, DFSDGSZ6,
- | DFSDGS84, DFSDGSB0, DFSDGSS0, DFSDGSZ7,
- | DFSDGS9A, DFSDGSD0, DFSDGST0, DFSDGSZ8,
- | DFSDGS9C, DFSDGSL0, DFSDGSU0, DFSDGSZ9,
- | DFSDGS92, DFSDGSL1, DFSDGSZ0, DFSDGS00,
- | DFSDGS94, DFSDGSL2, DFSDGSZ1, DFSDGS10,
- | DFSDGS96, DFSDGSM0, DFSDGSZ2, DFSDGS20,
- | DFSDGS98, DFSDGSM1, DFSDGSZ3, DFSDGS40,
- | DFSDGSN0, DFSDGSZ4, DFSDGS80, DFSDGS90

DFS2860W EXTERNAL TRACE DATA SET LOGGING NOT AVAILABLE - REASON - N.

Explanation: IMS cannot use the external trace data sets. *N* specifies one of the following reasons:

- No storage is available for the output buffers in control region 24-bit private storage.
- The block size of the output data sets is less than 4008 bytes.
- No external trace data sets are left. This message is usually preceded by another message reporting an error condition.

System action: IMS external trace is started, but is not permanently disabled if error cleanup is successful.

Operator response: Notify the IMS system programmer.

DFS2861W TAPE/DISK DYNAMIC ALLOCATION FAILED FOR EXTERNAL TRACE DATA SET xxxxxxxx.

Explanation: Dynamic allocation failed for the ddname listed as xxxxxxxx. Verify that the DFSMDA

member accurately describes the data set and where it resides.

System action: If disk data sets are used, IMS tries to log the trace tables to the remaining data set. If no disks or tape are left for external trace use, IMS asks the operator for permission to log trace tables to the OLDS. See DFS2867A for more information.

Related information:

“DFS2867A” on page 598

DFS2862W OPEN/CLOSE ERROR ON EXTERNAL TRACE DATA SET xxxxxxxx.

Explanation: An open or close failed for the listed data set. This message should have been preceded by a system error message.

System action: If disk data sets are used, IMS tries to continue using the remaining disk. If no more disks are available or if tape is used, IMS asks the operator for permission to log IMS trace tables to the OLDS. If the failing data set cannot be closed and deallocated, the failing data set is unusable until IMS is restarted. See DFS2867A for more information about logging IMS trace tables to the OLDS.

Related information:

“DFS2867A” on page 598

DFS2863I LOGGING IMS TRACE TABLES TO EXTERNAL TRACE DISK/TAPE DATA SET.

Explanation: This is a notification that IMS is logging the IMS trace tables to an external trace data set and not to the online log (OLDS).

DFS2864I EXTERNAL TRACE DATA SET xxxxxxxx FULL - SWITCHING TO yyyyyyyyyy.

Explanation: Disk data set xxxxxxxx is full, and IMS is switching to the data set yyyyyyyyyy.

Programmer response: If the data on the full data set is wanted, it must be copied to another data set or printed. As soon as data set yyyyyyyyyy is full, IMS switches back to data set xxxxxxxx.

DFS2865I OVERWRITING EXTERNAL TRACE DATA SET xxxxxxxx

Explanation: Only one disk data set is available, and it is full. IMS closes it and reopens it. Any data currently on the data set is lost.

DFS2866W PERMANENT WRITE ERROR ON EXTERNAL TRACE DATA SET
xxxxxxx.

Explanation: A permanent write error has occurred on the data set listed. An operating system error should have been issued before receiving this message.

System action: If disk data sets are used, IMS switches to the remaining disk and continues. If no disks are available or if tape is used, IMS stops using the external trace facility. The operator is asked if IMS trace tables are to be written to the OLDS. If the failing data set cannot be closed and deallocated, the data set is unusable until IMS is restarted.

DFS2867A EXTERNAL TRACE NOT USABLE, REPLY "Y" TO USE OLDS, "N" TO TRACE INCORE

Explanation: IMS cannot use the external trace data sets for one of the following reasons:

- No external trace dynamic allocation members were found, or dynamic allocation of the found members failed.
- The block size of the output data set is less than 4008 bytes.
- Open, close, or write errors forced the termination of the external trace services.

This message is usually preceded by other IMS External Trace error messages explaining why External Trace is not usable.

Operator response: Respond with "Y" for IMS trace tables to be logged to OLDS. When OLDS logging is external, tracing to OLDS continues until all trace logging stops. Respond with "N" for IMS tracing to be in memory only. External trace initialization is attempted again if a trace is subsequently started with the LOG option.

DFS2868W INVALID BLOCKSIZE SPECIFIED FOR EXTERNAL TRACE DATA SET
nnnnnnnn

Explanation: Either of the following situations occurred:

- One of the external trace disk data sets has a block size smaller than the other data set
- The block size of the two external trace disk data sets is smaller than the minimum size

Both external trace data sets must have the same block size of at least 4020.

In the message text:

nnnnnnnn

The DD name of the external trace data set whose block size is in error.

System action: IMS does not use the external trace data set in error. If both data sets have errors, message DFS2867A is issued; you can send the trace tables to the IMS log or keep them in storage.

Operator response: Notify the IMS system programmer.

DFS2869W EXTERNAL TRACE TCB NOT AVAILABLE - TRACING TO OLDS

Explanation: A /TRACE SET ON TABLE cc OPTION LOG command was entered, but the External Trace task control block (TCB) is unavailable for use.

Operator response: If you do not want OLDS tracing, reissue the TRACE command without the LOG option.

DFS2870W ABEND WHILE WRITING TO EXTERNAL TRACE DATASET *ddname*

Explanation: An abend occurred while writing to one of the external trace data sets.

In the message text:

ddname The DD of the dataset for which the abend occurred.

System action: DFSTRA40 refreshes the DCB, switches to the other external trace data set and rewrites the buffers that were not already CHECKED. If another abend occurs with the same data set without a successful write, the data set is marked as not usable and the system takes the action described in message DFS2866W.

System programmer response: Nothing needs to be done if the data set is usable after DFSTRA40 recovers from the abend. If another abend occurs, the data set is marked as not usable. If the data set is successfully deallocated, the data set can be reused by stopping and restarting the external trace.

Module: DFSTRA40

Related information:
"DFS2866W"

DFS2900I LOG EOF BEFORE REQUIRED CKPT=xxxxxxx FOUND

Explanation: The utility scanned the log data set for checkpoint identification indicated by the checkpoint data set. An end-of-file condition intervened.

System action: The utility terminates and no output is generated.

Programmer response: Resubmit the job with an alternate log data set.

Chapter 62. DFS messages, DFS2901I - DFS2950A

This topic contains the following messages:

**DFS2901I I-O ERROR. SYNADAF MSG
FOLLOWS:**

Explanation: A SYNAD exit was taken for the data set associated with the ddname displayed.

System action: The utility terminates and no output is generated.

Programmer response: Resubmit the job after normal recovery procedures for the particular data set have been performed.

**DFS2902I AUTOMATIC SYSTEM CHECKPOINT
INITIATED**

Explanation: This message is sent two minutes after an XRF takeover if a checkpoint has not been taken by that time. The message is sent to both the IMS MTO console and the z/OS console. A checkpoint is normally initiated when the last terminal is switched to the new active IMS. The new active IMS is not restartable until the checkpoint is complete. This message indicates terminal switching errors, and that one or more terminals have not switched or have not been counted as switched.

System action: IMS takes a checkpoint.

Programmer response: Because one or more terminals were not counted as switched, an IMS logic error, VTAM logic error or timing condition occurred during the takeover. Collect all logs, take a console memory dump of the new active IMS if possible, and save all other data necessary to diagnose the problem.

**DFS2903I CHECKPOINT REQUEST REJECTED,
RSR STREAM RESTART HAS NOT
COMPLETED**

Explanation: A system checkpoint request (/CHE) was entered on the RSR tracker system but cannot be processed until the RSR restart is completed.

System action: The system ignores the request and processing continues.

Operator response: Retry the request at a later time.

**DFS2904A ATTEMPT TO CHANGE SEQUENCE
FIELD**

Explanation: The MSDB maintenance card change file has a FIELD= keyword specifying the sequence field.

System action: The utility terminates after issuing this message.

Programmer response: Correct the input, and resubmit the utility run. Sequence fields cannot be altered.

**DFS2905I RECOVERY FROM
CHECKPOINT=yyddd/hhmmss**

Explanation: The MSDB Dump/Recovery Utility started processing the IMS log data set at the indicated checkpoint.

System action: The utility continues by processing all MSDB log records found on the log data set following the indicated checkpoint.

Programmer response: No action is required.

**DFS2906I UPDATES APPLIED TO SYNC
POINT=yyddd/hhmmss**

Explanation: The MSDB Dump/Recovery utility has completed processing of the IMS log data set. The last Fast Path sync point log record read by the utility was created at the indicated date and time.

System action: The utility continues processing.

Programmer response: No action is required.

**DFS2907A LOG DATA SET MISSING OR
INVALID, TERMINATE. LAST SYNC
POINT PROCESSED=xxxxx/xxxxx**

Explanation: During main storage database (MSDB) recovery, a break in the log sequence was detected. A log data set is missing or invalid.

System action: The utility terminates with return code 4.

Programmer response: Make sure that all log data sets are specified and are in the correct sequence.

**DFS2908I DATABASE UPDATES COMPLETE
FOR REMOTE TAKEOVER
PROCESSING**

Explanation: All database changes from the active subsystems being tracked have been written to the shadow databases at the tracking site.

System action: Remote takeover processing continues.

Module: DFSLRMIL

DFS2909I **WRITE ERROR ON TRACKING LOG DATA SET, POSTCODE = *xx*, DSN = *dsname***

Explanation: A tracking subsystem write attempt to tracking log data set *dsname* failed. The post code listed in the message is the one returned by BSAM as a result of the CHECK macro. The DFS2910I message, which follows directly, contains the SYNAD information returned by BSAM as a result of issuing the SYNADAF macro after the write error was detected.

System action: If the write error results in loss of data, a request is made from the tracking subsystem to the active site isolated log sender to resend the missing data.

If the write error is not a result of an automatic archive operation, a new data set is created. Recording of tracking log data resumes from the buffer used when the write error occurred. If the write error is the result of an automatic archive operation, the automatic archive is terminated. Automatic archive is rescheduled immediately.

Operator response: Determine the cause of the write error by analyzing the BSAM post code, and consult *MVS/XA Data Facility Product Version 2: Diagnosis Reference* and *MVS/XA Data Facility Product Version 2: Diagnosis Guide*.

Module: DFSLRBIT

DFS2910I *synad string*

Explanation: The tracking subsystem write attempt to a tracking log data set failed. *synad string* is bytes 68 through 136 of the message buffer returned from the SYNADAF macro. It contains information about the data set which has the error. See the Data Facility Product manuals for a description of the contents of this message.

System action: Processing continues.

Operator response: See the accompanying message (DFS2909I).

Module: DFSLRBIR, DFSLRBIT, DFSLRTRM

Related information:

"DFS2909I"

DFS2911W **READ ERROR ON TRACKING LOG DATA SET, POSTCODE = *xx*, DSN = *data setname***

Explanation: A tracking subsystem read on a tracking log data set failed. The post code listed in the message is the one returned by BSAM as a result of the CHECK macro. The data set name listed is the name of the tracking log that experienced the read error. The DFS2912I message, which follows directly, contains the SYNAD information returned by BSAM as a result of issuing the SYNADAF macro. See Data Facility Product

manuals for help interpreting the post code.

System action: If there is only one copy of the tracking log data set, the function that requested the read terminates; the tracking subsystem continues running. If the read was for an online forward recovery of a database, the recovery of the database is stopped. If there is a copy of the tracking log data set, processing continues with the secondary copy.

Operator response: Resolve the error that caused the read failure on the tracking log data set. Issue the /START DB or /START AREA command or the UPDATE DB START(ACCESS) or UPDATE AREA START(ACCESS) command to restart the online forward recovery process if the error resulted from an online forward recovery of a database or area.

Module: DFSLRRDZ

Related information:

"DFS2912I"

DFS2912I *synad string*


Explanation: The tracking subsystem read attempt to a tracking log data set failed. *synad string* is bytes 68 through 136 of the message buffer returned from the SYNADAF macro. It contains information about the data set which has the error.

System action: Processing continues.

Operator response: See the accompanying message (DFS2909I).

Module: DFSLRBIR, DFSLRRDZ

Related reference:

 *z/OS: SYNADAF - Perform SYNAD analysis function (BDAM, BISAM, BPAM, BSAM, EXCP, QISAM, and QSAM)*

Related information:

"DFS2909I"

DFS2913I **CONVERSATION WITH IMS *ccccccc* TERMINATED: *reason***

Explanation: The tracking subsystem conversation with an active subsystem was terminated. *ccccccc* is the IMSID of the active subsystem. If the active subsystem is XRF capable, the IMSID is appended with the character -, followed by the single character HSBID. The *reason* is one of the following:

ACT SYS SHUTDOWN

The active subsystem is terminating.

TRK SYS SHUTDOWN

The tracking subsystem is terminating.

STOP SERVGRP CMD

The tracking subsystem is processing a /STOP SERVGRP command.

REQUESTED VIA TMS

Either the active subsystem or TMS has requested to terminate the conversation.

SLDS CREATE FAILED

The tracking subsystem was unable to create a tracking log data set to receive data from the active subsystem. You also receive message DFS2916I.

RESOURCE SHORTAGE

The tracking subsystem is unable to receive data from the active subsystem due to a resource shortage.

ACT XRF TAKEOVER

An XRF takeover has occurred at the active site. The conversation terminated was with the previous active subsystem.

INTERNAL ERROR

An internal error occurred. The conversation with the active logger is terminated. Message DFS2941W is also issued.

System action: The tracking subsystem continues processing.

Operator response: If the message indicates SLDS CREATE FAILED, see the DFS2916I message description.

If RESOURCE SHORTAGE is indicated, the tracking subsystem is probably receiving data to fill gaps. The active subsystem attempts to re-establish a conversation at the next OLDS switch. You can also establish a conversation using a /STOP SERVGRP command followed by a /START SERVGRP command.

If the message indicates INTERNAL ERROR, see the DFS2941W message description.

Module: DFSLRASC

Related information:

"DFS2916W"

"DFS2941W" on page 610

DFS2914I UNABLE TO CREATE ACTIVE CONVERSATION, STORAGE SHORTAGE

Explanation: A tracking subsystem was unable to create a conversation with an active site subsystem because it was unable to obtain required storage.

System action: The conversation attempt is rejected.

Operator response: Issue the /START SERVGRP command to restart the conversation attempt after the storage shortage is relieved.

Module: DFSLRCAS

DFS2915I UNABLE TO CREATE ACTIVE CONVERSATION, MAXIMUM CONVERSATIONS EXCEEDED

Explanation: A tracking subsystem was unable to create a conversation with an active site subsystem because the number of streams allowed would be exceeded by this conversation.

System action: The conversation attempt is rejected. The active subsystem attempts to establish a conversation at the next OLDS switch.

Operator response: Issue the /START SERVGRP command when /DISPLAY TRACKING STATUS output shows fewer than 127 active conversations.

Module: DFSLRCAS

DFS2916W ERROR DETECTED DURING TRACKING LOG WRITE FUNCTION INVOCATION, RC = nnnnnnnnn

Explanation: The tracking subsystem was unable to create the function which writes log buffers received from an active subsystem to a tracking log data set.

- 01** Parameter error, function terminates. Internal IMS logic error, refer problem to IBM.
- 02** No initialization done for tracking log write function; function terminates. Internal IMS logic error, refer problem to IBM.
- 03** Unable to determine data set type for tracking log; function terminates. Internal IMS logic error, refer problem to IBM.
- 04** Unable to obtain DBRC communication area for tracking log write function. The function terminates. Resolve Extended CSA storage constraint.
- 05** Unable to create IMS tasks for tracking log write function, function terminates. Internal IMS logic error, refer problem to IBM.
- 07** No tracking log data set was created for the tracking log write function, function terminates.
- 08** Attempt to notify DBRC of data in tracking log data set failed for open of tracking log data set. Internal IMS logic error; refer problem to IBM.
- 0A** Write error detected. See message DFS2909I for information about the write error.
- 0B** Invalid data in buffer detected while writing to tracking log data set. No action required.
- 0C** Unable to switch to new tracking log data set after filling current tracking log data set. Tracking log write attempt is terminated.
- 0D** Unable to obtain storage to initiate filling of a gap between tracking log data received from active site. Resolve storage constraint.
- 0E** Unable to obtain storage by IMODULE. Resolve storage constraint.
- 0F** Attempt to notify DBRC of data in tracking log data set failed for close of tracking log data set. Internal IMS logic error; refer problem to IBM.

System action: Tracking log write attempt fails except for return codes 09, 0A, and 0B.

Operator response: See the individual reason codes above for user response.

Module: DFSLRSAR, DFSLRSIN

DFS2917I • DFS2924I

Related information:

"DFS2909I" on page 600

DFS2917I UNABLE TO FILL GAPS FOR PRILOG TOKENS SMALLER THAN *token*

Explanation: The tracking subsystem was unable to fill missing log gaps that have PRILOG tokens smaller than *token*. Logs with these PRILOG tokens were deleted at the active site.

System action: The tracking subsystem continues processing with no further attempts to obtain the unavailable logs.

Operator response: If the unavailable log data is required for shadow databases or areas, you must obtain new image copies of the databases or areas from the active site.

Module: DFSLRICM

DFS2918A READ ERROR, TRACKING LOG MARKED IN ERROR IN RECON: *dsname*

Explanation: A tracking subsystem read from tracking log data set *dsname* failed because all copies of the tracking log data set have an error status in the RECON data set.

System action: One of the following:

- If the read is for an online forward recovery of a database or area, the recovery is terminated.
- If the read is for a log truncation, the tracking subsystem abnormally terminates with abend 0381, reason code 1F.
- If the read is for routing during normal processing, routing stops.
- If the read is for routing during restart, the tracking subsystem might abnormally terminate with abend 0380, reason code 1C.

Operator response: Resolve the condition that caused the tracking log to be marked in error in the RECON data set.


If /DIS TRACKING STATUS commands indicate that routing stopped, the user must either issue the /STOP SERVGRP and /START SERVGRP commands to restart routing or shut down the tracking subsystem and restart.


If an OFR process terminated early and this message was issued, reissue the /START DB, UPDATE DB START(Access), /START AREA, or UPDATE AREA START(Access) command.

If the tracking subsystem terminated abnormally during unplanned takeover and this message was issued, make sure the required tracking log is not marked in error in the RECON data set before restarting the tracking subsystem.

Module: DFSLRRDS

Related information:

 IMS abend 0380

 IMS abend 0381

DFS2922A START ISOLOG COMMAND UNSUCCESSFUL - NOT IDENTIFIED TO TMS

Explanation: The tracking subsystem was not identified to the Transport Manager Subsystem (TMS).

System action: The tracking subsystem ignores the /START ISOLOG command.

Operator response: Start the TMS if it is not started. Issue the /START SERVGRP command followed by the /START ISOLOG command.

Module: DFSLRMST

DFS2923I PROCLIB MEMBER DFSRSRXX IS REQUIRED FOR A TRACKING SUBSYSTEM

Explanation: A tracking IMS subsystem was unable to open the DFSRSRxx PROCLIB member. This member is required for an RSR tracking subsystem.

System action: IMS terminates with an abend 0071.

Operator response: Ensure the correct DFSRSRxx member suffix is specified on the RSRMBR= exec parameter in the IMS procedure; the default is 00. Ensure that the specified DFSRSRxx member exists and is in a data set that is properly concatenated with the IMS.PROCLIB data set specification. Correct any problems with this data set and resubmit the IMS job.

Module: DFSRPP00

Related information:

 Abend 0071

DFS2924I GSGNAME|TMINAME MUST BE SPECIFIED FOR SYSTEM DEFINITION OR [IN PROCLIB MEMBER DFSRSRXX|AS AN EXECUTE PARAMETER]

Explanation: An RSR-capable system was started, but either the global service group name (GSG name) or the Transaction Manager subsystem instance name (TMI name) was not specified either during system definition or in the DFSRSRxx PROCLIB member. Both parameters are required.

This message can be issued by a batch or utility job because a GSG name and logging were specified but the TMI name was not specified for system definition or as an execution parameter.

This message can also be issued if neither the RLT nor DLT are licensed on this processor.

System action: An online IMS subsystem terminates with a 0071 abend; a batch or utility job terminates with a 0379 abend.

Operator response: Take one of the following actions:

- Correct the IMS system definition or DFSRSRxx PROCLIB member to specify valid GSGNAME and TMINAME parameters, then resubmit the job.
- For batch, correct the IMS system definition to specify the TMI name or use the TMI= execute parameter.
- Add the necessary License certificates for RLT, DLT, or both.

Module: DFSRSRI0, DFSXBAT0, DFSXDCC0

Related information:

➞ Abend 0071

➞ Abend 0379

DFS2925I SLDSDEF STATEMENT MUST BE SPECIFIED IN PROCLIB MEMBER DFSRSRXX

Explanation: An IMS tracking subsystem was started, but the SLDSDEF statement was omitted from the DFSRSRxx PROCLIB member. This statement is required.

System action: IMS terminates with a 0071 abend.

Operator response: Correct DFSRSRxx PROCLIB member and resubmit the job.

Module: DFSRSRI0

Related information:

➞ Abend 0071

DFS2926I ARCHIVE OR ARCHDEF STATEMENT MISSING FROM DFSRSRXX. AUTO ARCHIVING AND RLDS GENERATION WILL NOT OCCUR.

Explanation: The DFSRSRxx PROCLIB member did not contain an ARCHIVE or an ARCHDEF statement to define the archive data set characteristics for an IMS tracking subsystem. This message also indicates that IMS will not automatically generate either RLDS or archive data sets for any active IMS subsystem being tracked.

System action: IMS initialization continues.

Operator response: Ensure that the omission of the ARCHIVE or ARCHDEF statement in the DFSRSRxx member is intentional. If not, shut down the tracking subsystem, add the appropriate statements to DFSRSRxx, and restart IMS.

Module: DFSRSRI0

DFS2927I RLDSDEF STATEMENT MISSING FROM DFSRSRXX. RLDS GENERATION WILL NOT OCCUR

Explanation: The DFSRSRxx PROCLIB member did not contain an RLDSDEF statement to define the RLDS data set characteristics for an IMS tracking subsystem. This message also indicates that IMS will not automatically generate RLDS data sets for any active IMS subsystem being tracked.

System action: IMS initialization continues.

Operator response: Ensure that the omission of the ARCHIVE or ARCHDEF statement in the DFSRSRxx member is intentional. If not, shut down the tracking subsystem, add the appropriate statements to DFSRSRxx, and restart IMS.

Module: DFSRSRI0

DFS2928I DL/I DB TRACKING WILL NOT BE PERFORMED -- LS0=S WAS NOT SPECIFIED

Explanation: A tracking IMS subsystem was started LS0=Y specified (in the IMS procedure). This message indicates that DL/I database tracking will not be performed by this tracking subsystem because DL/I tracking requires LS0=S to be specified.

System action: IMS initialization continues.

Operator response: Ensure that the specification of LS0=Y is correct and that no DL/I database tracking is wanted. If you do want DL/I database tracking, shut down the tracking subsystem, change the LS0= specification and restart IMS.

Module: DFSRSRI0

DFS2929A ERROR PROCESSING PROCLIB MEMBER DFSRSRXX: error

Explanation: An error was detected while processing the IMS.PROCLIB member DFSRSRxx. One or more DFS2929A messages might be issued, depending on the number of errors detected. This message is followed by a 0378 abend. For information about *error*, see checking return codes information. *error* can be one of the following:

PARAMETER IN ERROR: yyyy

An invalid value was detected on a parameter in DFSRSRxx. The incorrect parameter is indicated by *yyyy*.

UNABLE TO OBTAIN STORAGE, IMODULE RC = rc

The DFSRSRxx member parsing module, DFSRPP00, was unable to obtain storage necessary to process the member. IMODULE GETMAIN returned the code shown as *rc*. For more information, see the IMODULE return codes.

DFS2930I

UNABLE TO DELETE STORAGE, IMODULE RC =
rc The DFSRSRxx member parsing module, DFSRPP00, was unable to free working storage it had obtained to process the member. IMODULE GETMAIN returned the code shown as *rc*. For more information, see the IMODULE return codes. IMS does not abend if this form of the DFS2929A message is issued. In this case, the message is informational only.

FAILURE PARSING, IKJPARS RC = *rc*
The TSO IKJPARS service detected an error in the parameters specified in the DFSRSRxx member. IKJPARS returned the code shown as *rc*. For more information, see IKJPARS information. The data set specified on the SYSTSPRT DD statement in the IMS procedure should be examined for more specific error messages from TSO.

TSO ENVIRONMENT IS NOT AVAILABLE
The TSO environment was unavailable, so the DFSRSRxx member could not be processed.


System action: IMS terminates with an abend 0378, except in the case where *error* is UNABLE TO DELETE STORAGE, IMODULE RC = *rc*, in which case processing continues.


Operator response: The following responses correspond to the explanations given for *error*.

1. Correct the indicated parameters in DFSRSRxx and resubmit the job.
2. Determine the reason for IMODULE GETMAIN failure based on the reason code *rc*. If the problem is due to fragmented storage, an MVS IPL might be necessary.
3. Make note of the message and IMODULE return code *rc* and report the problem to IBM. No immediate corrective action is required; however, this could be a sign of an internal logic error within IMS or problem with (IMS or MVS) storage management.
4. Determine the parameters in error in the DFSRSRxx member from the messages in the SYSTSPRT data set. Correct the parameters and resubmit the job.
5. Ensure that the TSO environment is available and resubmit the job.


Module: DFSRPPB0, DFSRPP00

Related reference:

 z/OS: Overview of the Parse Service Routine (IKJPARS)

 z/OS: Checking return codes from the Parse Service Routine

Related information:

 IMS abend 0378

DFS2930I **INITIALIZATION FAILURE -**
mmmmmmmmmm,xxxx,yyyyyyyyyy,zzzzzzzz-
cccc

Explanation: IMS initialization failed for module *mmmmmmmmmm*.

In the message text:

xxxx The failure reason code (also found in register 15 at the time of abend).

yyyyyyyyyy
The failure return code from the requested service.

zzzzzzzz
The failure subcode from the requested service (if applicable).

cccc Optional text that provides further explanation of the error.

The following list describes the reason codes and their associated requested service for message DFS2930I.

Reason code (Requested service)

Description	Description
0001 (DFSXDBIO) Unable to load IMS system control blocks (IMS SCD) in members DFSBLK0x and DFSFXC0x.	
0002 (IMSAUTH) Unable to authorize this IMS image to anchor its SCD address in the SSCT.	
0003 (DFSVCIO) Unable to perform SVC vector table initialization with the SCD address for this IMS image.	
0004 (MVS ESTAE) Unable to establish an ESTAE routine for the IMS job step TCB.	
0005 (DFSIN10) Unable to preload the modules specified in IMS load list.	
0006 (DFSXCB00) Initialization failed for IMS DFSBCB storage management services.	
0007 (DFSMINIO) Initialization failed for IMS dispatcher services.	
0008 (DFSCDSP) Unable to build IMS dispatcher services control blocks for the IMS job step TCB.	
0009 (DFSCIR) Unable to create the Common System Services ITASK, DFSCSS00 (either IMODULE GETMAIN or LOAD failed).	
000A (DFSCIR) Unable to create the Common Control Services ITASK, DFSCNS00 (either IMODULE GETMAIN or LOAD failed).	
000B (DFSCIR) Unable to create the Master Services (z/OS routine) ITASK (either IMODULE GETMAIN or LOAD failed).	
000C (DFSCIR) Unable to create the Storage Management	

Compression Services ITASK, DFSSTC00
(either IMODULE GETMAIN or LOAD failed).

000D (DFSCIR)

Unable to create the Latch Management
Recovery ITASK, DFSCLM20 (either
IMODULE GETMAIN or LOAD failed).

000E (DFSCIR)

Unable to create the Use Management
Recovery ITASK, DFSUSE20 (either IMODULE
GETMAIN or LOAD failed).

000F (IMSAUTH)

Unable to store SSVT address in the SSCT.

0010 (DFSSCPI0)

Unable to initialize the System Control
Program (SCP) and related IMS control blocks.

Possible reason codes are:

00000001

IMODULE GETMAIN failed for IMS
system control program block (SCPB).
zzzzzzzz contains the return code from
IMODULE GETMAIN.

00000002

LOAD failed for TSO environment
module, IKJTSOEV. zzzzzzzz contains
the return code from MVS LOAD.

Ensure that you are running on a
level of z/OS that supports the TSO
environment service.

00000003

TSO environment service initialization
failed. zzzzzzzz contains the return
code from the TSO environment
service.

00000004

BPESTART failed to start BPE limited
function services. zzzzzzzz contains
the return code from BPESTART.

00000005

The z/OS TCBTOKEN service failed.
zzzzzzzz contains the return code from
TCBTOKEN.

0011 (DFSDREF0)

Unable to process the DFSDRFxx member of
the IMS PROCLIB data set.

0012 (DFSXRLM0)

Unable to initialize the IRLM.

0013 (DFSSTKI0)

Unable to initialize the IMS Stack Storage
Manager. Possible reason codes are:

00000001

IMODULE GETMAIN failed for the
main stack storage control block
(SCDSTK). zzzzzzzz contains the
return code from IMODULE
GETMAIN.

00000002

IMODULE LOAD failed for the
message service modules (DFSMSGC0
and DFSMSGF0). zzzzzzzz contains
the return code from IMODULE
LOAD.

0014 (DFSMSGI0)

Unable to initialize IMS message services.

Possible reason codes are:

00000001

IMODULE GETMAIN failed for the
message service control block
(MSCB). zzzzzzzz contains the return
code from IMODULE GETMAIN.

00000002

IMODULE LOAD failed for the
message service modules (DFSMSGC0
and DFSMSGF0). zzzzzzzz contains
the return code from IMODULE
LOAD.

00000003

IMODULE LOAD failed for the
message service text module
(DFSMSGTX). zzzzzzzz contains the
return code from IMODULE LOAD.

0015 (DFRSRRI0)

Unable to perform RSR initialization. Possible
reason codes are:

00000001

The DFSRSRxx member of the IMS
PROCLIB data set could not be read
and the IMS startup parameter TRACK=
indicated that the IMS was a tracking
IMS. The DFSRSRxx member is
required for RSR tracking subsystems.
Ensure that the RSRMBR= parameter in
the IMS procedure specifies a two
character suffix for a valid existing
DFRSRxx member (the default is
DFRSR00).

00000002

No GSG name was specified for an
RSR tracking subsystem or an
RSR-capable system. Be sure to
specify a GSG name in the IMSCTRL
macro or the DFSRSRxx member of
the IMS PROCLIB data set.

00000003

No TMI name was specified for an
RSR tracking subsystem or an
RSR-capable system. Be sure to
specify a TMI name in the DFSRSRxx
member of the IMS PROCLIB data
set.

00000004

No SLDSDEF statement was specified
in the DFSRSRxx member of the IMS
PROCLIB data set for an RSR
tracking subsystem.

00000006

IMODULE GETMAIN failed for the
main full function DL/I database
tracking control block (GDBT).
zzzzzzzz contains the return code from
IMODULE GETMAIN.

00000007

IMODULE GETMAIN failed for the

DFS2930I

- main Fast Path database tracking control block (EDBT). zzzzzzzz contains the return code from IMODULE GETMAIN.
- 00000008**
IMODULE LOAD failed for the RSR data sharing AWE server module (DFSRDBS0). zzzzzzzz contains the return code from IMODULE LOAD.
- 0016 (DFSSQ000)**
Unable to initialize shared queues. Possible error codes identifying the failing function are:
X'1001' Work area allocation failed.
X'1004' SQ1 AWE allocation failed.
X'1005' SQ2 AWE allocation failed.
X'1008' DFSXRPS read failed.
X'100A' CQSREG request failed.
X'100B' Loading of shared queues modules failed.
X'100C' Join of XCF group failed.
- 0017 (DFSRSM00)**
Unable to perform resource manager initialization. Possible reason codes are:
00000004
LOAD failed for IMS resource manager module DFSRSMR0. zzzzzzzz contains the return code from MVS LOAD.
00000008
STORAGE OBTAIN failed for the IMS Resource Manager Parameter list block (IRMP). zzzzzzzz contains the return code from STORAGE OBTAIN.
0000000C
RESMGR ADD failed for the IMS resource manager DFSRSMR0. zzzzzzzz contains the return code from RESMGR ADD.
00000010
DFSRSM00 was passed a region identifier code that was not valid.
- 0018 (DFSCSL00)**
Unable to initialize the Common Service Layer and related IMS control blocks. In the registers at entry to the abend, register 3 contains the DFSCSL00 return code, and register 4 contains the failing function return code. Possible error codes identifying the failing function are:
X'1004' IMODULE GETMAIN for DFSCSLA failed.
X'1008' IMODULE LOAD for DFSCSL10 failed.
X'100C' DFSLOADL failed for CSL module preload.
X'1010' DFSBCB GET for an AWE failed to attach SL0 TCB DFSFMOD0.
X'1014' DFSSQPP ENQ failed for attach for SL0 TCB.
X'1018' DFSBCB GET for an AWE failed to attach SL1 TCB DFSFMOD0.
- X'101C'** DFSSQPP ENQ failed for attach for SL1 TCB.
X'2nnnnn'
The return code from DFSCSL10.
X'2004' Parse error. A DFS3305E message is issued.
X'2008' Error reading PROCLIB member.
X'200C' Parameter validation error.
- 0020 (IMODULE GETMAIN)**
Unable to obtain storage.
- 0021 (IMODULE LOAD)**
Unable to load a module.
- 0022 (IMODULE DELETE)**
Unable to delete a module.
- 0023 (DFSBCB GET)**
Unable to obtain a control block.
- 0024 (DFSBCB REL)**
Unable to release a control block.
- 0025 (DFSXSTM0)**
Reason codes include:
00000001
No LM certificate for DB feature.
00000002
No LM certificate for TM feature.
00000003
No LM certificate features.
- 0026 (DFSIMPL0)**
Unable to preload IMS modules. Reason codes include:
00000004
Work area allocation failed.
00000008
EPB block allocation failed.
0000000C
Load of the modules failed.
- 0027 (DFSDFN00)**
Unable to initialize the dynamic resource definition environment. Additional reason codes returned as yyyyyyyy and zzzzzzzz include:
X'1008' IMODULE LOAD failed for a resource processing module. The reason code is the return code from IMODULE LOAD.
X'100C' The system was unable to get storage for the DFSDGA control block. The reason code is the return code from IMODULE GETSTOR.
X'1010' The system was unable to get storage for the DFSRDDA control block. The reason code is the return code from IMODULE GETSTOR.
X'2008' An error occurred parsing the DYNAMIC_RESOURCES section of the DFSDFxxx member of the IMS PROCLIB data set. The reason code is the return code from BPEPARSE.
X'200C' The system was unable to get storage for a copy of the BPEPARSE

	grammar. The reason code is the return code from IMODULE GETMAIN.		and RMENV=N in the DFSDFxxx member of the IMS PROCLIB data set. IMS is not enabled to use RM services to access the IMSRSC repository, because RMENV=N is specified.
X'2010'	The system was unable to get storage for BPEPARSE output area. The reason code is the return code from IMODULE GETMAIN		
X'2014'	The system was unable to get storage for data set names defined on the RDDSDSN= parameter. The reason code is the return code from IMODULE GETMAIN.	0028 (DFSDFS40)	Unable to read the DFSDFxxx PROCLIB member. Possible reason codes are: 00000104 IMODULE GETSTOR failed for the DFSDF control block. zzzzzzzz contains the return code from IMODULE GETSTOR.
X'2018'	An error was detected parsing the DIAGNOSTICS_STATISTICS section of the DFSDFxxx member of the IMS PROCLIB data set. The reason code is the return code from BPEPARSE.	00000114	The DFSDFxxx PROCLIB member could not be read. zzzzzzzz contains the return code from BPERDPDS.
X'201C'	The system was unable to get storage for a copy of the BPEPARSE grammar to parse the DIAGNOSTICS_STATISTICS section of the DFSDFxxx member of the IMS PROCLIB data set. The reason code is the return code from IMODULE GETMAIN.	0029 (DFSUSRXI)	Unable to initialize the IMS user exit services. Possible reason codes are: 00000004 DFSBCB GET failed for an AWE control block. zzzzzzzz contains the return code from DFSBCB GET.
X'2020'	The system was unable to get storage for BPEPARSE output area for parsing the DIAGNOSTICS_STATISTICS section of the DFSDFxxx member of the IMS PROCLIB data set. The reason code is the return code from IMODULE GETMAIN.	00000008	IMODULE GETMAIN failed for the UXDT control block. zzzzzzzz contains the return code from IMODULE GETMAIN.
X'2024'	Error parsing the REPOSITORY section of the DFSDFxxx PROCLIB member. The reason code is the return code from BPEPARSE.	0000000C	IMODULE LOAD failed for DFSUSRX0. zzzzzzzz contains the return code from IMODULE LOAD.
X'2028'	Unable to get storage for a copy of the BPEPARSE grammar to parse the REPOSITORY section of the DFSDFxxx PROCLIB member. The reason code is the return code from IMODULE GETMAIN.	00000104	IMODULE GETMAIN failed for the CSVT control block. zzzzzzzz contains the return code from IMODULE GETMAIN.
X'202C'	Unable to get storage for the BPEPARSE output area for parsing the REPOSITORY section of the DFSDFxxx PROCLIB member. The reason code is the return code from IMODULE GETMAIN.	00000108	IMODULE LOAD failed for DFSCSIE0. zzzzzzzz contains the return code from IMODULE LOAD.
X'2104'	You specified fewer than 2 RDDSDSNs on the RDDSDSN= parameter of the DFSDFxxx member of the IMS PROCLIB data set when AUTOIMPORT=(RDDSDSN) or AUTOEXPORT=(RDDSDSN) were set.	0000010C	IMODULE LOAD failed for a callable services module (DFSCSF10, DFSCSF20, or DFSCSF30). zzzzzzzz contains the return code from IMODULE LOAD.
X'2108'	You specified AUTOIMPORT=REPO in the DFSDFxxx member of the IMS PROCLIB data set, but no REPOSITORY= statement was specified for the IMSRSC repository.	00000180	IMODULE LOAD failed for DFSDFN20. zzzzzzzz contains the return code from IMODULE LOAD.
X'210C'	You specified AUTOIMPORT=REPO	0000018C	IMODULE LOAD failed for DFSUSX00. zzzzzzzz contains the return code from IMODULE LOAD.
		00000190	IMODULE LOAD failed for DFSUSX10. zzzzzzzz contains the return code from IMODULE LOAD.

- 00000194
DFSBCB GET failed for a USXC block. *zzzzzzzz* contains the return code from DFSBCB GET.
- 00000198
DFSBCB REL failed for a USXC block. *zzzzzzzz* contains the return code from DFSBCB REL.
- 0000019C
IMODULE GETMAIN failed for parameter list storage. *zzzzzzzz* contains the return code from IMODULE GETMAIN.
- 000001A0
IMODULE LOAD failed for the DFSUSX90. *zzzzzzzz* contains the return code from IMODULE LOAD.

For more information about what to do when this message appears, see abends 0070, 0071, 0077, 0081, 0315, and 0718.

System action: IMS terminates with a memory dump.

Operator response: Determine the cause of the initialization failure based on the module name and return codes. Resubmit the IMS job after the problem has been corrected.

Module: DFSXSTM0

Related reference:

- ➡ z/OS: LOAD return and reason codes
- ➡ z/OS: Return codes from the ADD function (RESMGR)

Related information:

- ➡ Abend 0070
- ➡ Abend 0071
- ➡ Abend 0077
- ➡ Abend 0081
- ➡ Abend 0315
- ➡ Abend 0718

DFS2931I IMS HAS BEEN NOTIFIED THAT TRANSPORT MANAGER HAS TERMINATED

Explanation: The tracking subsystem has been notified, by the Transport Manager Subsystem (TMS) status exit, that the transport manager subsystem has terminated.

System action: The tracking subsystem continues processing with the existing conversations. New conversations are not established.

Operator response: After starting the transport manager subsystem, issue the /STOP SERVGRP

followed by /START SERVGRP commands on the tracking subsystem to establish conversations with the active site. To avoid creating gaps in the log data being received, you can delay issuing these commands as long as new conversations with active systems or with isolated log sender are not needed.

Module: DFSLRMST

DFS2932I DATABASE UPDATES PRIOR TO SYSTEM *imsidaction* HAVE BEEN ROUTED

Explanation: All active log buffers containing database updates for the active subsystem *imsid* have been written to active logs, transported to the tracking subsystem, and routed to the database tracker components.

In the message text, *action* can be one of the following values:

SHUTDOWN

if a shutdown /CHECKPOINT (FREEZE or DUMPQ) command was issued on the active subsystem.

TAKEOVER

if a /RTAKEOVER command was issued for the active subsystem

System action: Processing continues.

Module: DFSST500

**DFS2933I UNPLANNED TAKEOVER LOG TRUNCATION POINT: *hhhhhhhh*
*hhhhhhhh***

Explanation: This message is issued during processing of an unplanned remote takeover command (/RTAKEOVER UNPLAN). *hhhhhhhh hhhhhhhh* is the time that represents the point at which the logs were truncated (or would have been truncated had there been logs that must be truncated). The time is a 64-bit time-of-day (TOD) value in UTC (Coordinated Universal Time) format.

System action: The tracking subsystem continues with unplanned takeover shutdown processing.

Operator response: No action is required.

Module: DFSLRCAS

DFS2934I LOG TRUNCATION STARTED FOR IMS: *instance name*

Explanation: The tracking subsystem has started the log truncation process on behalf of the active subsystem (*instance name*) listed in the message.

If the active subsystem is XRF capable, the instance name is appended with the character -, followed by the single character HSBID.

System action: Processing continues.

Module: DFSLRLTS

DFS2935I TRACKING LOG DATA SETS HAVE BEEN TRUNCATED AT *lsn*:

Explanation: The tracking subsystem has completed the log truncation process for the data sets listed in the DFS2936I message. If any of the tracking log data sets listed in the message have been archived and the corresponding recovery log data sets (RLDSs) created, the entire RLDS are removed from the RECON data set by DBRC. The PRILOG and PRISLDS entries in the RECON are the output data set created by the truncation process. No RLDSs are created during truncation.

lsn is the last log sequence number that is allowed to be applied to the databases or areas at the tracking site for the corresponding active IMS subsystem.

System action: Processing continues.

Module: DFSLRLTR

Related information:

“DFS2936I”

DFS2936I *dsname*

Explanation: The tracking subsystem has completed the log truncation process for the data set (*dsname*) This message accompanies message DFS2935I. If recovery log data sets (RLDSs) are being truncated, they will be listed after the system log data sets (SLDSs) in the message.

System action: Processing continues.

Module: DFSLRLTR

Related information:

“DFS2935I”

DFS2937I TRACKING ACTIVE|INACTIVE. LAST KNOWN LIBRARIES FOR *sysid*: IMSACB_x, FORMAT_x, MODBLKS_x

Explanation: This message indicates whether a tracking MODSTAT data set has been updated (ACTIVE) or not updated (INACTIVE). In an XRF environment, tracking information is written to the first data set (MODSTAT) and a null record is written to the second data set (MODSTAT2).

The named libraries reflect the most current information received by the tracking system. *sysid* is the 8-byte RSENAME (XRF) or SCDIMSID (non-XRF) of the tracked IMS system.

The accuracy of this message can be affected by missing log data.

System action: Processing continues.

Programmer response: Verify that the named libraries

are correct before starting an active IMS after remote takeover.

Module: DFSST500

DFS2938W MODSTAT *error* ERROR FOR DDNAME=*dddddd*, SYSID=*sssss*.

Explanation: A MODSTAT data set error occurred. *error* indicates the type of error (ALLOCATE, OPEN, READ, WRITE) and *dddddd* indicates the dynamic allocation member name used when the error occurred. This message is only issued when the error first occurs. The MODSTAT data set is associated with active system, *sssss*, being tracked.

System action: Processing continues. An attempt is made to retry the data set update each time the active system makes an online change or takes a system checkpoint.

Programmer response: Verify the dynamic allocation member name. This name must match the name specified in the DFSRSRxx member at the *active* site. Verify that the data set pointed to by the dynamic allocation member is available for update. See the DFS2937I message for data set status.

Module: DFSST500

Related information:

“DFS2937I”

DFS2939I REMOTE SITE PLANNED TAKEOVER IN PROGRESS

Explanation: An /RTA FREEZE or /RTA DUMPQ command has been issued on the active system and the active has begun shutdown processing. This message is initially issued by the command processor. However, if the active system should terminate before shutting down, then this message is also issued during a subsequent restart; the system begins to shut down because a planned takeover must have a normal shutdown in order to complete.

System action: Processing continues.

System programmer response: If the system shuts down properly after issuing this message, then you can take steps to start a new active at the remote site. If the system terminates after issuing this message, then it must be restarted. A normal shutdown is automatically performed after the restart completes.

Module: DFSICM30, DFSIRST0

DFS2940 DBRC PLANNED TAKEOVER REQUEST FAILED, RC=*nn*

Explanation: A request for planned takeover was not granted by DBRC. The reason code indicates the type of failure that occurred:

Reason code

Description

- 08 There is at least one subsystem record in the RECON data set marked "abnormally terminated"
- 12 There are no GSG records in the RECON data set This should not occur. DBRC will not allow an RSR system to be started without GSG records in the RECON, and once an RSR system is running, these GSG records cannot be deleted.
- 44 DBRC internal error
- 48 Invalid invocation

System action: The command is rejected.

Operator response:

Reason code

Action

- 08 Restart the subsystem which abnormally terminated, then terminate it gracefully. Then retry the planned takeover.
- 12 Internal IMS error. Report problem to IBM.
- 44 Internal IMS error. Report problem to IBM.
- 48 Internal IMS error. Report problem to IBM.

Module: DFSICM30

DFS2941W TERMINATING TRACKING LOG WRITE ATTEMPT EARLY, RC =
nnnnnnnn

Explanation: An error was detected while writing to a tracking log data set. *nnnnnnnn* is the return code:

- 01 Required tracking log write-related control block not supplied with request.
- 02 No initialization done for tracking log write function.
- 03 Unable to determine data set type for tracking log (tracking SLDS, archive SLDS, or RLDS).
- 04 Unable to obtain ECSA storage for communication with DBRC.
- 05 Unable to create IMS tasks for tracking log write function.
- 06 The RSR tracking IMS is unable to obtain a buffer while processing an active site log record, which represents a /DBR command with a forced end of volume, FEOV. The write attempt is terminated and is retried automatically. No further action is necessary.
- 07 No tracking log data set was created for the tracking log write function.
- 08 Unable to register a tracking log data set with DBRC.
- 0A Write error detected. For information about the write error, see message DFS2909I.
- 0B Invalid data in buffer detected while writing to tracking log data set.
- 0C Unable to switch to new tracking log data set after filling current tracking log data set. Tracking log write attempt is terminated.

- 0D Unable to obtain storage to initiate filling of a gap between tracking log data received from active site.
- 0E Unable to obtain storage by IMODULE.
- 0F Unable to complete final registration of a tracking log data set with DBRC.
- 10 Unexpected data set full condition while attempting to write to a tracking log data set.

System action: If the tracking log data set is a tracking SLDS, the conversation with the active subsystem is terminated. If the tracking log data set is an archive SLDS or an RLDS, the automatic archive attempt is terminated. The automatic archive is tried again.

Operator response: If a conversation with an active subsystem has been terminated, restart the conversation after the problem has been corrected.

Module: DFSLRBIT, DFSLRSDS, DFSLRSFG, DFSLRSWB, DFSLRWRT

Related information:
 "DFS2909I" on page 600

DFS2942I COLDSTART WILL LOSE TRACKING STATUS - REPLY YES TO CONTINUE - NO TO ISSUE NEW COMMAND

Explanation: A cold start (other than the first cold start or the first cold start of a new RSR tracking IMS or the first cold start of an RSR tracking IMS after a remote takeover) is being attempted for the tracker and the position data set is either not found or unusable. This message warns the operator that the RSR tracking IMS will not process any data from the RSR active site IMS that was started before the tracking IMS shutdown. The only log data that is processed is from the active IMS subsystems that were started after the shutdown of the prior instance of the RSR tracking IMS.

System action: The system waits for a reply. If the operator issues anything other than YES, the processing of the cold start terminates and IMS waits for another start command. Otherwise, the cold start continues.

User response: Reply YES to continue the cold start, or NO to be able to issue another start command.

Module: DFSLRINS

DFS2943I THERE ARE NO DATA SETS TO TRUNCATE FOR *subsystem*

Explanation: No data sets were detected that required truncation for the subsystem *subsystem*.

System action: The truncation process finishes normally.

Module: DFSLRLTR

DFS2945I ERROR NOTIFYING DBRC OF READ ERROR ON TRACKING LOG, DBRC RETURN CODE = *rc*


Explanation: On an RSR tracking subsystem, DBRC returned an unexpected return code while trying to delete a tracking log from the RECON data set after experiencing a read error.

System action: Processing continues.

Operator response: For the return codes from tracking log OPEN, CLOSE, and DELETE, see the DBRC return code information. If the return code is greater than 12, contact IBM Software Support for assistance.

Module: DFSLRRDD, DFSLRRDH, DFSLRRDZ

Related reference:

 DBRC request return codes (Messages and Codes)

DFS2946I SYSID=*rsgname* HAS ASSUMED THE ACTIVE ROLE FOR SERVICE GROUP *sgname*

Explanation: A successful takeover has been completed at the remote site by the IMS subsystem identified by *rsgname*. The subsystem is now the active component for service group *sgname*.

System action: Processing continues.

Programmer response: Active system processing can be initiated.

Module: DFSRST00

DFS2947I 1ST ACTIVE START AFTER REMOTE TAKEOVER MUST BUILD OR COLDSTART THE MESSAGE QUEUES

Explanation: An attempt was made to start a new active subsystem at the remote site following a takeover process. This start of the active must either rebuild the message queues (/ERE BUILDQ, /NRE BUILDQ, or /ERE BUILDQ CHKPT 0) or cold start the message queues (/ERE COLDCOMM, /ERE COLDSYS, or /NRE CHKPT 0).

If a BUILDQ start is to be performed (using a checkpoint other than CHKPT 0), a SNAPQ or DUMPQ checkpoint must have been performed on the old active and transported to the remote site. However, if no checkpoint containing a copy of the queues is ever transported using the log to the remote site, a cold start of the Transaction Manager component will be necessary.

System action: The restart is terminated and the system waits for another restart command.

Programmer response: Issue another restart command as appropriate.

Module: DFSRST00

DFS2948I RESYNCHRONIZATION REJECTED, NODE *nodename*. INPUT/LASTI: *aaaa/bbbb*, OUTPUT/LASTO: *cccc/dddd*

or

RESYNCHRONIZATION REJECTED, LINK *link*. INPUT/LASTI: *aaaa/bbbb*, OUTPUT/LASTO: *cccc/dddd*, BLOCKID *eeee*

Explanation: For the NODE *nodename* form of the message, the node rejected the IMS "set and test sequence number" request while attempting to reestablish the session. The sequence numbers at the time of error are shown in the message.

For the LINK *link* form of the message, the message sequence numbers from the partner side of an MSC BISYNC, CTC, or MTM link do not match the sequence numbers on this side. The sequence numbers at the time of error are shown in the message.

LASTI is the sequence number of the last data block received

INPUT is the sequence number of the last recoverable message received and enqueued to the message queue

LASTO is the sequence number of the last data block sent

OUTPUT is the sequence number of the last recoverable message sent, acknowledged, and dequeued from the message queue

BLOCKID is the sequence number of the last recoverable message received and enqueued by the partner IMS (that is, the INPUT number from the partner side of the link)

This message is received during session establishment of an IMS VTAM node or MSC link after an RSR takeover, and occurs on the IMS being restarted (/ERE).

System action: The node *nodename* or link *link* is forced into a cold start mode. An IMS trace log record (X'6701') with ID=CVCT (for node *nodename*) or ID=MSS1 and ID=MSS2 (for link *link*) is created.

The node or link is synchronized as in a cold start of the session.

Operator response: No action is required.

Problem determination: 1, 5, 6, 12, 14

Module: DFSCVFJ0, DFSCVHC0, DFSCMSW0

Related information:

Chapter 2, "IMS problem determination," on page 13

DFS2950A

DFS2950A A CHECKPOINT REQUIRED TO
SATISFY RESTART IS NOT
AVAILABLE ON SYSTEM LOG

Explanation: An attempt was made to start a subsystem, active or tracker, but the checkpoint required to satisfy the request, usually the cold start checkpoint, is not on the system log. This situation can happen because PRILOG records were deleted from the RECON or from remote takeover scenarios.

System action: The restart is terminated and the system waits for another restart command.

Programmer response: Issue another restart command as appropriate.

Module: DFSRBCP0

Chapter 63. DFS messages, DFS2951I - DFS3000I

This topic contains the following messages:

DFS2951I FAST PATH DATABASE TRACKER INITIALIZATION COMPLETE

Explanation: Fast Path database tracker completed all its initialization tasks.

System action: Processing continues.

Module: DBFDT150

Operator response: If the stop processing for the shadow database was a result of an error, issue /START DATABASE or UPDATE DB START(ACCESS) command to resume tracking for the specified database after the error has been corrected.

Module: DFSDT180

Related information:

“DFS4055I” on page 885

DFS2953I RESTART MILESTONE INDEX NOT ADVANCING -- SKIPPING MILESTONES

Explanation: The Remote Site Recovery (RSR) tracking subsystem has done milestone processing many times (100 or more) without being able to write updates to the shadow databases. This means that recent milestones are not being logged and the milestone from which the tracking subsystem would restart has not advanced.

System action: This message is first issued after 100 milestones have been taken without being able to harden database updates. (The difference between the restart milestone index and the current milestone index shown by /DISPLAY TRACKING STATUS is 100.) At this point the tracking subsystem begins skipping milestones -- every other milestone request is ignored. The message is repeated after 200, 300, 400, and then 500 milestones have occurred without database updates being written. After 500 milestones, 4 of every 5 milestones are skipped. The tracking subsystem continues processing.

Operator response: The most likely cause of this situation is that Fast Path updates are being tracked but commit log records have not been received because one or more log gaps are not filled. Determine why gaps are not being filled and take corrective action.

Module: DFSLRMIL

DFS2955W DATASPACE USAGE EXCEEDED THE THRESHOLD VALUE. IO OPERATION IS INVOKED

Explanation: The usage of data space exceeded the threshold value specified in DFSRSRxx PROCLIB member.

System action: I/O operation is invoked for appropriate area data sets.

Operator response: Check the parameters in DFSRSRxx.

Module: DBFDT160

DFS2956I TRACKING SUSPENSION IN PROGRESS FOR DATABASE *partname*

Explanation: A /DBR command for a HALDB master was entered on an IMS tracking system. IMS is suspending tracking changes to the HALDB partition. In the message text, *partname* is one of the partitions for this HALDB master.

System action: IMS continues processing, including:

- Updating the disk copy of the shadow partition with any database changes already in the database buffers.
- Closing, unauthorizing, and deallocating the shadow HALDB partition.

Message DFS4051I is issued when this processing is complete.

If an error is detected for the shadow partition or if a /DBR DATABASE or UPDATE DB STOP(ACCESS) command is entered for the shadow partition before processing completes, message DFS4055I is issued instead of message DFS4051I.

System programmer response: After message DFS4051I or DFS4055I is issued, take one of the following actions:

- Resume tracking changes to this HALDB partition (and to the other partitions of the HALDB master that are not stopped):

DFS2954I STOP IN PROGRESS FOR DATABASE *dbname*

Explanation: A /DBR command has been entered on an IMS tracker system.

System action: IMS has begun the process of stopping the shadow database. Stop processing includes stopping tracking for the database, as well as database closing, unauthorizing, and deallocating the database. Message DFS4055I is issued when the stop processing for the database is complete.

1. Enter the /START DATABASE or UPDATE DB START(ACCESS) command for the HALDB master.
 2. If message DFS4055I was issued instead of DFS4051I, correct the condition that caused the shadow partition to stop, then enter a /START DATABASE or UPDATE DB START(ACCESS) command for the shadow partition.
- Resume tracking changes to this partition but not to the other partitions in the HALDB master:
 1. Enter the /DBR DATABASE or UPDATE DB STOP(ACCESS) command for all of the HALDB master shadow partitions that are not stopped.
 2. Enter the /START DATABASE or UPDATE DB START(ACCESS) command for the HALDB master.
 3. If message DFS4055I was issued instead of DFS4051I, correct the condition that caused the shadow partition to stop, then enter a /START DATABASE or UPDATE DB START(ACCESS) command for the shadow partition.

Module: DFSDT180

Related information:

“DFS4051I” on page 883

“DFS4055I” on page 885

DFS2957W OLCSTAT DATA SET DYNAMIC ALLOCATION ENCOUNTERED AN ERROR; RETRYING THE ALLOCATION

Explanation: Your attempt to warm start or emergency restart this IMS system is in a wait state during dynamic allocation of the OLCSTAT data set. This wait occurs because the OLCSTAT data set is being held by another user. The IMS system tries the dynamic allocation of the data set again and continues trying until one of the following occurs:

- The OLCSTAT data set is no longer in use by the other user.
- The maximum number of retry attempts has been reached.

System action: If the OLCSTAT data set is freed by the user holding it, processing continues.

If the maximum number of attempts has been reached, IMS terminates abnormally with 2801, subcode 1, accompanied by message DFS2848E.

Operator response: If IMS terminates with an abend code of 2801, subcode 1, determine the user that has a hold on the OLCSTAT data set. Free the data set and start IMS again.

Module: DFSOLCS0

Related information:

“DFS2848E” on page 591

 Abend 2801

DFS2958A AN ONLINE CHANGE IN PROGRESS WAS DETECTED DURING TAKEOVER, ACTION IS REQUIRED TO COMPLETE THE OLC

Explanation: This message is issued when the OLCSTAT is locked or not accessible during an XRF takeover. The XRF takeover completes, but you must take action as listed in the user action section at the end of takeover. If the OLCSTAT data set was not accessible during the takeover and no online change commit was in progress, the XRF takeover is allowed to proceed anyway. However, the new XRF active was unable to replace the IMSID of the old XRF active with its IMSID.

If a MODBLKS, FMTLIB or ACBLIB online change is in progress during the takeover, and the new active subsystem determines that it is not in sync with the OLCSTAT, an internal online change is performed at the end of the takeover. The system writes an X'70' log record for this internal online change.

If an ACBMBR online change is in progress during the takeover and the new active subsystem determines that it is not in sync with the OLCSTAT, the unit of work (UOW) is committed at the end of takeover. DFS3497I messages are issued with the status of the UOW. The X'7004' and X'7005' log records are written.

System action: Processing continues.

User response: After the takeover is complete, perform these actions:

1. Issue a QUERY MEMBER TYPE(IMS) SHOW(ALL) or QUERY MEMBER TYPE(IMS) SHOW(STATUS) command and note the status of the IMS systems in the IMSplex.
2. If the QUERY MEMBER TYPE(IMS) indicates that one or more IMS systems in the IMSplex have the following status:
 - No online change state
 - OLCPREPC status
 - OLCCMT1C state and OLCSTAT are not updated
3. If the QUERY MEMBER TYPE(IMS) indicates that one or more IMS systems in the IMSplex have the following status:
 - OLC COMMIT states of OLCCMT1C and OLCSTAT is updated
 - OLCCMT2C state

issue a TERMINATE OLC command to cleanup the online change in the IMSplex. If you try to complete the online change with another INIT OLC PHASE(COMMIT) command, it will fail, because the new active subsystem is not in an online change state.

issue another INITIATE OLC PHASE(COMMIT) command to complete the online change in the IMSplex. Route this command to an IMS that has the OLCCMT1C or OLCCMT2C status.

If you route the INITIATE OLC PHASE(COMMIT) to the new active subsystem, it will fail because the new active subsystem is not in an online change state.

If you issue a TERMINATE OLC command to terminate the OLC, it will fail as the online change is committed and the OLCSTAT is updated.

4. If the QUERY OLC LIBRARY(OLCSTAT) SHOW(MBRLIST) command displays the IMSID of the old XRF active in the member list, but not the IMSID of the new XRF active, then the old XRF active IMSID must be deleted from the OLCSTAT data set and the new XRF active IMS ID must be added to the OLCSTAT data set. You must make this change before you run the next INIT OLC PHASE(PREPARE) command. Run the Global Online Change utility (DFSUOLC0) to add the IMSID of the new XRF active. If you are using ACBMBR online change, run DFSUOLC0 to delete the old IMSID. If you are using global online change, you can either run DFSUOLC0 to delete the old IMS ID, or specify OPTION(FRCABND) on the INIT OLC PHASE(PREPARE) command.

Module: DFSOLCS0

DFS2959I TERMINATING OFR DUE TO STARTPOINT PROCESSING ERROR

Explanation: The Remote Site Recovery Online Forward Recovery (OFR) process has detected an inconsistency with a stream's startpoint list such that the information in the current list does not agree with the position that the process has reached so far. If the process was allowed to continue the database or databases would be corrupted.

System action: The OFR Startpoint list is logged, either a 3757, 3758, or 3759 trace record is created, and the OFR process is terminated.

Operator response: Collect the tracking subsystem RECON listing and log data and call IBM Software Support to report the problem. In most cases starting the databases again to restart the OFR will result in successful OFR completion.

Module: DFSLRORM, DFSLROPR

DFS2960A AREA areaname STOPPING. RC=nn

Explanation: An error has been detected by Fast Path database tracking. The area, indicated by *areaname*, is stopped. The reason code, *nn*, indicates the type of failure that occurred:

Reason code

- | Reason code | Description |
|-------------|---|
| 01 | The DFSDSM OBTAIN macro returned a nonzero return code. There is no space left in the data space. |

- | | |
|----|---|
| 02 | The IMODULE GETMAIN macro returned a nonzero return code. There is no work storage available. |
| 03 | An error occurred during AREA open. For additional information, see the previously issued messages. |
| 04 | Online forward recovery (OFR) does not occur for an RCVTRACK area. |
| 05 | DBRC encountered an error during USID validation. For additional information, see message DFS2965A. |
| 06 | An error occurred during AREA open. For additional information, see message DFS3709. |
| 07 | DBRC encountered an error while being notified that an active system was taking the AREA offline. For additional information, see message DFS2967A. |
| 08 | Update log records of the AREA exist in the data space but no action was taken for them; this problem might be a logic error. |
| 09 | An error occurred during AREA authorization for the online forward recovery (OFR) process. |
| 10 | An error occurred during AREA open. For additional information, see message DFS3709A. |
| 11 | DBRC encountered an error while being notified that online forward recovery had completed for the AREA. For more information, see message DFS2968A. |
| 12 | The Log Router detected an error or unfilled GAP while processing OFR for the AREA. OFR terminates for the AREA. |
| 13 | A severe I/O error occurred for the shadow database. OFR terminates for the AREA. |
| 14 | The OFR request was rejected for the AREA. For more information, see message DFS2982E. |

System action: The shadow database (area) is stopped.

Operator response: Correct the error indicated by *nn* and recover the AREA by online forward recovery (OFR).

For RC of 12, confirm that GAP is filled and rerun the OFR.

Module: DBFDT180

Related information:

- "DFS2965A" on page 616
- "DFS2967A" on page 616
- "DFS2968A" on page 617
- "DFS2982E" on page 621
- "DFS3709A" on page 806

DFS2961I AREA areaname IS STOPPED

Explanation: Internal Area stop request or /DBRECOVERY AREA command is completed. The area is now stopped. This message might be preceded by message DFS2960A. See message DFS2960A for reasons.

DFS2962I • DFS2967A

System action: Stop of the area is completed.

Module: DBFDT180

Related information:

“DFS2960A” on page 615

DFS2962I AREA *areaname* IS ALREADY STOPPED

Explanation: This message appears when /DBRECOVERY AREA is entered for an area that is already stopped.

System action: /DBRECOVERY command is ignored.

Module: DBFDT180

DFS2963A AREA *areaname* IS NOT DEFINED

Explanation: Log data for the specified AREA was passed to tracking logic, but the AREA was not defined in the tracking IMS subsystem.

System action: The log data is ignored, no database tracking is performed using the referenced log data. This message is produced each time that tracking processes a record indicating the beginning of update activity for a covered AREA when the AREA is not defined to the tracking subsystem.

Operator response: Add the AREA in the tracking subsystem. Or, if no tracking is necessary, register the AREA as “RSR no covered” at active IMS subsystems.

Module: DBFDT250

DFS2964I STOP ALREADY IN PROGRESS FOR DATABASE *dbname* COMMAND REJECTED

Explanation: A /DBR command has been entered on an IMS tracker system for a shadow database before the database stop processing completed for a previous /DBR command that was issued for the same shadow database.

System action: The /DBR command is rejected for the listed database and /DBR processing continues. Message DFS4055I is issued when the stop database processing is complete.

Operator response: Wait for the previous /DBR command to complete.

Module: DFSDT180

Related information:

“DFS4055I” on page 885

DFS2965A USID VALIDATION FAILED. AREA *areaname* RC=*nn* USID=*uuuuuuuu* PRILOG=*yydddfhmmmsst* LSN=*llllllll*

Explanation: DBRC was requested to validate the current stream of log records to be applied to the specified shadow database. The validation failed and

the current stream of log records cannot be applied.

In the message text:

areaname

The area name of the shadow database.

nn

The DBRC return code. For these codes, see the DBRC return code information.

uuuuuuuu

The update set identifier (USID) for the specified database.

yydddfhmmmsst

The PRILOG start time.

llllllll


The low four bytes of the log sequence number for the area specified by *areaname*.

System action: Stop of the shadow database (area) is initiated.

Operator response: Contact IBM Software Support.

Module: DBFDT300

Related reference:

 DBRC request return codes (Messages and Codes)

DFS2966A END OF LOG STREAM NOTIFICATION FAILED. RC=*nn* PRILOG=*yydddfhmmmsst*.

Explanation:

The attempt to notify DBRC, when notified by log router, of the end of an active stream failed.

In the message text:

nn

The DBRC return code. For these codes, see the DBRC return code information.

yydddfhmmmsst


The PRILOG start time.

System action: The system issues abend 3093 with a subcode 05.


Operator response: Call IBM Software Support for assistance.

Module: DBFDT300

Related reference:

 DBRC request return codes (Messages and Codes)

Related information:

 IMS abend 3093

DFS2967A END OF UPDATE NOTIFICATION FAILED. AREA *areaname* RC=*nn* LSN=*llllllll* PRILOG=*yydddfhmmmsst*

Explanation: The attempt to notify DBRC that the specified AREA has been taken offline by the active subsystem (for example, /DBR) failed.

In the message text:

areaname
The area for which notification to DBRC failed.

nn
The DBRC return code. For these codes, see the DBRC return code information.

lllllll
The low four bytes of log sequence number.


yydddffhhmmsst
The PRILOG start time.

System action: Stop of the shadow database (area) is initiated.

Operator response: Call IBM Software Support for assistance.

Module: DBFDT300

Related reference:

 DBRC request return codes (Messages and Codes)

DFS2968A END OF OFR NOTIFICATION FAILED.
AREA *areaname* RC=*nn* OFRID=*rrrr*

Explanation: The attempt to notify DBRC, when notified by log router, of the end of an online forward recovery (OFR) for an AREA failed.

In the message text:

areaname
The area for which notification to DBRC failed.

nn
The error return code from DBRC indicating that an internal error has been detected when log router started DBRC. For these codes, see the DBRC return code information.


rrrr
The OFR identifier.

System action: Stop of the shadow database (area) is initiated.

Operator response: Call IBM Software Support for assistance.

Module: DBFDT300

Related reference:

 DBRC request return codes (Messages and Codes)

DFS2969A END OF TRACKING NOTIFICATION FAILED. AREA *areaname* RC=*nn*

Explanation: The attempt to notify log router when the specified shadow database became unavailable (for example /DBRECOVERY on tracking subsystem or I/O error) failed.

In the message text:

areaname
The area for which the attempt to notify the log router failed.


nn
The DBRC error return code, which indicates that an internal error has been detected, when log router started DBRC. For these codes, see the DBRC return code information.

System action: Abend 3094 with subcode 03 is issued.


Operator response: Call IBM Software Support for assistance.

Module: DBFDT180

Related reference:

 DBRC request return codes (Messages and Codes)

Related information:

 IMS abend 3094

DFS2970I OLR STARTED | RESUMED FOR
NAME=*partname* MASTER=*mastername*
PST=*pstnumber*

Explanation: HALDB Online Reorganization has started or resumed for the named partition. The message text includes the name of the master (*mastername*) and the program specification block number (*pstnumber*).

Important: This message is issued after the type-1 or type-2 INIT OLREORG command is processed to the extent that OLREORG ownership is established in RECON. If the online reorganization cursor is active then RESUMED is indicated; otherwise, STARTED is indicated.

System action: IMS continues processing.

Module: DFSORP00

DFS2971W OLR INITIALIZATION | RESUMPTION
FAILED FOR NAME=*partname*
MASTER=*mastername* PST=*pstnumber*
RC=*xx* RS=*yy*

or

OLR TERMINATED FOR NAME=*partname*
MASTER=*mastername* PST=*pstnumber* RC=*xx* RS=*yy*

or

DFS2971W OLR WILL NOT BE RESUMED FOR
NAME=*partname* MASTER=*mastername* PST=*pstnumber*
RC=*xx* RS=*yy*

Explanation: First form of the message: For the reason indicated by the return and reason codes, the HALDB online reorganization did not complete the OLR initialization process to either start or resume the OLR.

Second format of the message: For the reason indicated by the return and reason codes, the OLR terminated before all records were copied from the input to the output set of data sets.

The message text includes the name of the master (*mastername*), the program specification block number

DFS2971W

(*pstnumber*), and the return and reason codes. For the exact cause of the termination, see the return and reason codes in the following table:

Table 14. Return and reason codes for DFS2971W

Return code (hex)	Reason code (dec)	Description
04 (module: DFSORP00)	04	Unexpected return code from ISWITCH
	08	DFSBCB GET for QSAV failed
	12	DFSCWU create work unit failed
	16	IMS was restarted with COLDSYS, COLDBASE, or COLD START.
	20	Restart authorization failed.
	24	Deferred stop or close due to error during XRF takeover
	28	LCRE enqueue failed.
	32	The SET ownership call failed; possible causes: <ul style="list-style-type: none"> • The partition database is not capable of having OLR run against it. • The REORG INTENT flag is set on in the partition database. The partition is being reorganized.
08 (module: DFSORP00 or DFSORP10)	36	The OLR was terminated because FFR0LR=D was specified.
	40	LSO=Y environment is invalid.
	01	GETMAIN for OLR work area failed. Issued by module DFSORP10.
	02	Scheduling of the OLR PSB failed. Issued by module DFSORP10.
	03	Output data set creation or validation failed. Issued by module DFSORP10.
	04	DFSBCB GET for QSAV failed. Issued by module DFSORP10.
	05	Timer ITASK creation failed. Issued by module DFSORP10.
	06	Database in error because backout failed. Issued by module DFSORP10.
0C (module: DFSORP10)	17	Another command is in progress. Issued by module DFSORP00.
	C6	OLR scheduling failed. Issued by module DFSORP00.
	1ED	Required internal HALDB control blocks were not initialized or accessible. Issued by module DFSORP00.
	1EE	Alter processing could not be resumed on this IMS system because all partitions that remain to be altered are owned by one or more other IMS systems. Issued by module DFSORP00.
10 (module: DFSORP10)	8031	Open error for partition. Issued by module DFSORP10.
	0C	Partition selection failed
	8031 C030 Cxxx	Open error for partition Authorization failure Other partition selection failures
14 (module: DFSORP10, for errors detected in DFSORP20)	<i>nnnn</i>	Pseudoabend during partition selection (decimal value). The value of <i>nnnn</i> is the abend code returned by the issuing module. For more information about the cause of the abend, see IMS abend codes (Messages and Codes).
	01	A /TERMINATE OLREORG command with no options was initiated.
	02	Buffer handler call for PHDAM failed
	03	Buffer handler call for PHIDAM failed
	04	GBIDP lock failure during cursor update
	05	GZIDP lock failure during cursor update
	06	Buffer handler failure during cursor update
	07	Notify failure during cursor update
0A	Duplicate key found during key-sequenced data set (KSDS) insert in the primary index database	

Table 14. Return and reason codes for DFS2971W (continued)

Return code (hex)	Reason code (dec)	Description
18 (module: DFSORP10, for errors detected in DFSORP20)	nnnn	Pseudoabend during DFSORP20 processing (decimal value). The value of <i>nnnn</i> is the abend code returned by the issuing module. For more information about the cause of the abend, see IMS abend codes (Messages and Codes).
1C (module: DFSORP10, for errors detected in DFSORP30)	nnnn	Backout failure. The value of <i>nnnn</i> is the abend code returned by the issuing module. For more information about the cause of the abend, see IMS abend codes (Messages and Codes).
	02	OLR terminated by a /TERMINATE OLREORG command with the FORCE option
	03	Key with all X'FF' found, or error doing chain maintenance
	04	OLR termination with the ABORT was initiated.
20 (module: DFSORP10, for errors detected in DFSORP30)	nnnn	Pseudoabend during DFSORP30 processing (decimal value). The value of <i>nnnn</i> is the abend code returned by the issuing module. For more information about the cause of the abend, see IMS abend codes (Messages and Codes).
24 (module: DFSORP10, for errors detected in DFSORP30)	status code	Unexpected status code from internal DL/I call
	28	LCRE enqueue failed
28	nnnn	HALDB online reorganization error occurred. Termination was initiated. A pseudoabend was set. The value of <i>nnnn</i> is the abend code returned by the issuing module. For more information about the cause of the abend, see IMS abend codes (Messages and Codes).
28 (module: DFSORP10, DFSDOCA0)	04	The OLR for the named partition is not automatically resumed during the restart of the failed subsystem due to Fast Database Recovery processing.

Important: A PST=00000 indicates the DFS2971W message was issued when not running under a dependent region PST, such as during Fast Database Recovery processing or during OLR initialization before ITASK creation.

System action: *First format of the message:* For an INITIATE OLREORG command that tried to start a new online reorganization, the cursor-active status is not recorded in the RECON. In this case, the database records in the partition are still contained in the original set of data sets that were in use before the command was entered.

For an automatic or command-initiated resumption of an online organization for which the cursor-active status was already recorded in the RECON:

- The cursor-active status is still in effect.

- The database records in the partition are still contained in two sets of data sets, both of which are required for continued use of the partition.
- No additional database records were copied from the input to the output set of data sets.


Second form of the message: The cursor-active status for the partition was already recorded in the RECON, and the database records in the partition are still contained in two sets of data sets, both of which are required for continued use of the partition.

System programmer response: After the problem is corrected, start or resume the HALDB online reorganization with the INITIATE OLREORG command or else run an offline reorganization.

Problem determination: 1, 6, 27

Module: DFSORP00, DFSORP10 (For errors detected in DFSORP20, DFSORP30)

Related concepts:

 IMS abend codes (Messages and Codes)

Related information:

Chapter 2, "IMS problem determination," on page 13

DFS2972E OLR PSB BUILD FAILED. *reason*

Explanation: IMS was building an internal PSB for an online reorganization. This process encountered the error indicated by *reason*, which is one of the following:

- DATA BASE IS NOT A PARTITION
- MASTER IS NOT PARTITIONED
- GETMAIN FAILED FOR PSB
- DMB LOAD FAILED
- HALDB STRUCTURE NOT ACTIVE

System action: The online reorganization is abandoned, and the *must-complete* status is not recorded in the RECON.

Programmer response: For DMB LOAD FAILED, ensure that the ACBLIB contains the DMB with the name of the HALDB master.

For GETMAIN FAILED FOR PSB, storage might be constrained so run the online reorganization later.

For HALDB STRUCTURE NOT ACTIVE, if the Online Reorganization (OLR) is being resumed during IMS /ERE, ensure that the ACBLIB used at restart is the same ACBLIB used by IMS before termination.

The other errors are probably IMS errors, so contact IBM Software Support.

Module: DFSOPSB0

DFS2973W NO RESPONSE FROM SHARING IMS AFTER ONLINE REORG.
PART=partname

Explanation: HALDB online reorganization has completed the copying phase for the named HALDB partition and the inactive data sets are to be deleted. Data set deletion was attempted because OPTION(DEL) was specified or defaulted on the INITIATE OLREORG command or was subsequently specified on the UPDATE OLREORG command. However, before data set deletion was attempted, all sharing IMS systems were notified. All sharing IMS systems must indicate that they are no longer using these data sets. One or more of these systems did not respond even after three requests.

System action: IMS already reset the cursor-active status for the partition in the RECON and the database records in the partition are now contained in the single set of data sets to which these records were copied. To complete the processing, IMS attempts to delete the inactive data sets even though not all sharing IMS systems responded. An error might result during data

set deletion if some job, such as an IMS batch job, has the data sets allocated but is unable to respond within the time allowed for a response. If this situation happens, one or more of the inactive data sets are not deleted, but the online reorganization completes anyway.

System programmer response: Check the MVS system console log to determine whether error messages indicate that any of the inactive data sets from the HALDB online reorganization were not deleted. After these data sets are no longer in use, delete them.

Module: DFSORP40

DFS2974I OLR COMPLETED FOR
NAME=partname MASTER=mastername
PST=pstnumber

Explanation: HALDB Online Reorganization has completed for the named HALDB partition. The message text includes the name of the master (*mastername*) and the program specification block number (*pstnumber*).

System action: IMS continues processing.

Module: DFSORP10

DFS2980E AREA *areaname* IS NOT STOPPED.
INVALID FOR OFR

Explanation: A /START AREA or UPDATE AREA START(ACCESS) command was entered to request online forward recovery (OFR) for the area, but the status of the area was not STOPPED.

System action: /START command for the area is ignored.

Operator response: If OFR is required for the area, /DBR the area and then enter the command again.

Module: DBFARDA0

DFS2981E AREA *areaname* IS NOT REGISTERED WITH DBRC. INVALID FOR OFR

Explanation: A /START AREA or UPDATE AREA START(ACCESS) command was entered to request online forward recovery (OFR) for the area, but the area is not registered with DBRC.

System action: /START command for the area is ignored.

Operator response: Register the area with DBRC and then enter the command again.

Module: DBFARDA0

DFS2982E OFR REQUEST FOR AREA *areaname* REJECTED BY DBRC. RC=*nn*

Explanation: The request for Online Forward Recovery (OFR) for the area is rejected by DBRC. *nn* is the reason code from DBRC. The reasons codes (*nn*) are:

Reason code**Explanation**

- 01** The area is not registered to DBRC at the tracking site.
- 02** The area is not a member of the same Global Service Group as the tracking subsystem.
- 03** The database is not a member of any Global Service Group.
- 04** Log data required for OFR is unavailable because of gaps in the log data received from the active site.
- 05** Invalid log set. A log data set is required for the area specified in the message. However, another area that is part of this OFR has changes on this log that cannot be applied as a result of a time stamp recovery.
- 06** This is a recovery level tracking area.
- 07** The area requires logs recorded at this site while it was an active site.

System action: OFR for the area is ignored.

Operator response: The responses for the different reason codes are as follows:

Reason code**Response**

- 01** Register the area in RECON with the appropriate GSG name and start the area.
- 02** Correct the Global Service Group name of the area in RECON and start the area.
- 03** Specify the Global Service Group name for the database in RECON and start the database.
- 04** Start the area after all gaps have been filled.
- 05** Start the area separately from the data group.
- 06** The area must be changed to database level tracking before it can be started.
- 07** Run the Change Accumulation Utility to accumulate the log recorded at this site while it was an active site. Recover the area using the Database Recovery Utility with the Change Accum as input. Start the area.

Module: DBFROFR0, DBFDT270

DFS2983E OFR IS NOT INITIATED. *reason*

Explanation: The attempt to request online forward recovery (OFR) is rejected by DBRC. The reasons *reason* are:

NO DB|AREA AVAILABLE

All DBs and AREAs are rejected. An error message is already issued for each area.

OFR REJECTED BY DBRC

Request OFR macro DSPGOFRL is rejected by DBRC.

WORK STORAGE NOT AVAILABLE

Work storage required to start OFR is not currently available.

System action: OFR request is ignored.

Operator response: Take the appropriate action based on the *reason* you received:

NO DB|AREA AVAILABLE

See accompanying messages for appropriate action.

OFR REJECTED BY DBRC

See accompanying messages for appropriate action.

WORK STORAGE NOT AVAILABLE

Check region size limits or reduce the number of specified databases and areas.

Module: DBFROFR0

DFS2984I OFR INITIATED FOR *nnnn* AREAS. OFRID=*xx*

Explanation: Online forward recovery (OFR) is initiated. *xx* is the OFR identifier. *nnnn* is the number of AREAS covered by this OFR.

System action: Processing continues.

Module: DBFROFR0, DBFDT270

DFS2989I AREA *areaname* STARTED

Explanation: The area is started and now ready to be tracked by active streams.

System action: Processing continues.

Module: DBFROFR0, DBFDT270, DBFDT300

DFS2990E *macro* MACRO, RETURN=X'*returncode*', [REASON=X'*reasoncode*',], PART=*partname* DSN=*dsname*

Explanation: IMS internally started a macro instruction to gather information about the data set *dsname* for the HALDB partition *partname* as part of either:

- Starting a HALDB OLR for the HALDB partition *partname*.
- Tracking these changes at the RSR tracking site.

DFS2991E

This macro instruction completed with a register 15 return code value of *returncode* and a register 0 value of *reasoncode*. These values were not expected by IMS.

System action: If this error occurred in starting the HALDB OLR, then the HALDB OLR is not started, but the partition remains accessible with the original active set of data sets -- either the A-through-J and X or the M-through-V and Y data sets.

If this error occurred at the RSR tracking site, then the shadow partition is taken offline.

In the first two cases, one or more of the output data sets could have already been created automatically.

Programmer response: Based on the macro indicated in the message, see the appropriate publication in the following table to determine the cause of the error, and follow any recommended actions:

Table 15. Publications that contain macro information

Macro	Publication
DEVTYPE	z/OS: DEVTYPE macro specification in <i>z/OS DFSMSdfp Advanced Services</i> (SC26-7400)
GETDSAB	z/OS: GETDSAB - Accessing the DSAB chain in <i>z/OS MVS Programming: Authorized Assembler Services Reference Vol 2</i> (SA22-7610)
LOCATE	z/OS: Return codes from LOCATE in <i>z/OS DFSMSdfp Advanced Services</i> (SC26-7400)
OBTAIN	z/OS: Reading DSCBs from the VTOC using OBTAIN in <i>z/OS DFSMSdfp Advanced Services</i> (SC26-7400)
SWAREQ	z/OS: SWAREQ macro in <i>z/OS MVS Programming Authorized Assembler Services Guide</i> (SA22-7608)
TRKCALC	z/OS: TRKCALC macro specification in <i>z/OS DFSMSdfp Advanced Services</i> (SC26-7400)

If the error was detected in processing the INITIATE OLREORG command, reissue the command for partition *partname*.

If the error was detected at the RSR tracking site, issue a /START DB command for the partition in order for Online Forward Recovery (OFR) to continue updating the partition.

Module: DFSORA00, DFSORA10

DFS2991E UNACCEPTABLE DATA SET, REASON CODE *reasoncode*. **PART=***partname*
DSN=*dsname*

Explanation: In determining whether to create the

data set *dsname* for the HALDB partition *partname*, IMS found either:

- A data set of that same name. However, because of certain characteristics of this preexisting data set, the data set could not be used for the intended purpose.
- No data set of that name when there should have been a preexisting data set.

Case 1: In starting a HALDB online reorganization for the HALDB partition *partname*, IMS determined that the data set that was to be used as the output of the reorganization:

- Was not of a type that could be used for the applicable data set
- Had certain characteristics that did not match those of the corresponding input data set
- Did not exist

Case 2: In loading the IMS catalog, the IMS Catalog Populate utility found that for the HALDB partition *partname* the data set that was to be used either:

- Was not of a type that could be used for the applicable data set
- Had certain characteristics that did not match the requirements of the DBD of the IMS catalog

Case 3: On the RSR tracking site, IMS found that in tracking database changes for a HALDB online reorganization for the HALDB partition *partname*, the data set that was to be used as the shadow of an output data set:

- Was not of a type that could be used for the applicable data set
- Had certain characteristics that did not match those of the corresponding input data set at the active site
- Did not exist

In all of the preceding cases, *reasoncode* is a reason code for the specific problem.

The following table shows the definitions of the possible reason codes.

In the table, the Environment column indicates whether the error is detected at the beginning of one or more of the following activities:

- HALDB online reorganization
- | • HALDB online reorganization with the ALTER
- | option
- The tracking of an online reorganization at the RSR tracking site
- The loading of an IMS catalog

Table 16. Reason codes, environments, and errors detected for message DFS2991I

Reason code	Environment	Errors detected for preexisting data set
1	Any	The data set is not a DASD data set.
2	Any	The data set is a VSAM data set, but the database is defined to use OSAM.
3	Any	The data set is a PDS, PDSE, or a member of a PDS or PDSE.
4	Tracking, Reorganization	The data set is not a VSAM ESDS, but the database is defined to use VSAM.
5	Any	The VSAM data set does not have the REUSE attribute.
6	Reorganization	The VSAM data set has a different record length than that of the corresponding input data set.
7	Reorganization	The VSAM data set has a different control interval size than that of the corresponding input data set.
8	Reorganization	The VSAM ESDS has a different control interval size than that of the corresponding input data set.
9	Reorganization	The data set is not a VSAM KSDS. The primary index data set of a PHIDAM database must be a VSAM KSDS.
10	Reorganization	The primary index data set of a PHIDAM database (the KSDS), is defined with a different key offset or key length than that of the corresponding input data set.
11	Tracking	The VSAM data set has a different record length than that of the tracked output data set at the active site.
12	Tracking	The VSAM data set has a different control interval size than that of the tracked output data set at the active site.
13	Tracking	The primary index data set of a PHIDAM database (the KSDS), is defined with a different key offset or key length than that of the tracked output data set at the active site.
15	Loading IMS catalog	The VSAM KSDS has a different record length than what is required by the DBD that defines the IMS catalog.
17	Loading IMS catalog	The VSAM KSDS is defined with a different key offset or key length than what is required by the DBD that defines the catalog.
18	Any	Either: <ul style="list-style-type: none"> The data set is cataloged but it is not on the volume to which the catalog entry refers. or <ul style="list-style-type: none"> The data set was allocated with a DD statement that had a VOLUME parameter, but the data set was not on the referenced volume.
19	Any	The data set was allocated with a DD statement, but the data set name in the DSNAMES parameter does not follow the data set naming convention defined for the data sets of this partition.
20	Tracking, Reorganization	The output data set does not exist, but the corresponding input data set resides on multiple volumes and is not an SMS-managed data set.

Table 16. Reason codes, environments, and errors detected for message DFS2991I (continued)

Reason code	Environment	Errors detected for preexisting data set
22	Any	An unexpected condition involving the HSM-migrated data set occurred after it was recalled. This condition is likely caused by an internal error.
23	Reorganization with the ALTER option	The VSAM data set has a different control interval size than what is specified for the data set in the ALTER BLOCK SIZE field of the partition record in the RECON data set.
24	Reorganization with the ALTER option	The data set has a block or control interval size that is not large enough to hold the largest database segment that can be stored in this data set.

System action: If this error occurred in starting the reorganization, then the reorganization is not started, but the partition remains accessible with the original active set of data sets -- either the A-through-J and X or the M-through-V and Y data sets.

If this error occurred at the RSR tracking site, then the shadow partition is taken offline.

If this error occurred in loading the IMS catalog, the catalog is not loaded, message DFS4483E is written, and the IMS Catalog Populate utility ends with return code 12.

In any of these cases, one or more of the output data sets could have already been created automatically.

Programmer response:

Case 1: Before restarting the HALDB online reorganization, do one of the following:

- Delete the preexisting output data set, thus allowing IMS to create it automatically. When IMS creates the data set, the size, and placement of the data set is determined automatically by IMS, MVS, and DFSMS/MVS, and also by parameters defined by your storage administrator. Therefore, do not let IMS create the data set if you need precise control over the size and placement of the data set.
- Create a data set that is acceptable as the output of the reorganization. Ensure that for an OSAM-defined database the output data set for the database segments (one of the A-through-J or the M-through-V data sets) is:
 - A DASD data set
 - Not a VSAM data set
 - Neither a PDS, PDSE, or a member of a PDS or PDSE

Ensure that for a VSAM-defined database the output data set for the database segments (one of the A-through-J or the M-through-V data sets) has the following characteristics:

- VSAM entry-sequenced data set (ESDS)
- The REUSE attribute
- A fixed-length record length identical to that of the input data set
- A control interval size that is identical to that of the input data set

Ensure that for a PHIDAM database the output data set for the primary index (the X or Y data set) has the following characteristics:

- A VSAM key-sequenced data set (KSDS)
- The same key offset, key length, and record length as the corresponding input data set
- The REUSE attribute

Then reissue the INITIATE OLREORG command to start the HALDB online reorganization for partition *partname*.

Case 2:

Before rerunning the IMS Catalog Populate utility to load the IMS catalog, do one of the following:

- Delete the preexisting output data set, thus allowing IMS to create it automatically. When IMS creates the data set, the size, and placement of the data set is determined automatically by IMS, MVS, and DFSMS/MVS, by parameters in your DFSDFxxx member that activates the catalog, and also by parameters defined by your storage administrator. Therefore, do not let the IMS Catalog Populate utility create the data set if you need precise control over the size and placement of the data set.
- Create a data set that is acceptable as a data set for the catalog. Ensure that a data set for the database segments (one of the A-through-J data sets) is:
 - A DASD data set
 - Not a VSAM data set
 - Neither a PDS, PDSE, or a member of a PDS or PDSE

Ensure that a data set for the primary index, ILE data set, or secondary index has the following characteristics:

- VSAM key-sequenced data set (KSDS).
- The key offset, key length, and record length required by the DBD for the IMS catalog.
- These requirements are shown above. The REUSE attribute.

Then, rerun the IMS Catalog Populate utility to load the catalog.

Case 3: Before restarting the partition at the RSR tracking site, do one of the following:

- Delete the preexisting output data set at the tracking site, which allows IMS to create it automatically. When IMS creates the data set, the size and placement of the data set is determined automatically by IMS, MVS, DFSMS/MVS and also by parameters defined by the storage administrator. Therefore, do not let IMS create the data set if you need precise control over the size and placement of the data set.
- Create a data set that is acceptable for tracking the output of the reorganization. Ensure that for an OSAM-defined database the output data set for the database segments (one of the A-through-J or the M-through-V data sets) at the RSR tracking site is:
 - A DASD data set
 - Not a VSAM data set
 - Neither a PDS, PDSE, or a member of a PDS or PDSE

Ensure that for a VSAM-defined database the output data set for the database segments (one of the A-through-J or the M-through-V data sets) at the RSR tracking site has the following characteristics:

- VSAM entry-sequenced data set (ESDS)
- The REUSE attribute
- The same fixed-length record length as the tracked output data set at the active site (as shown in the X'2930' log record)
- The same control interval size as the tracked output data set at the active site (as shown in the X'2930' log record)

Ensure that for a PHIDAM database the output data set for the primary index (the X or Y data set) at the RSR tracking site has the following characteristics:

- VSAM key-sequenced data set (KSDS)
- The REUSE attribute
- The same fixed-length record length as the tracked output data set at the active site (as shown in the X'2930' log record)
- The same key offset, key length, and record length as the tracked output data set at the active site (as shown in the X'2930' log record)

Then issue a /START DB command for partition *partname* so that online forward recovery can continue updating the partition.

Module: DFSORA00

DFS2992E CSI RETURN CODE=4, [{ CATALOG ERROR, | DATA SET ERROR, }] CATALOG MANAGEMENT RETURN CODE=*cmreturncode* REASON CODE=*cmreasoncode* MODULE=*cmmoduleid* PART=*partname* DSN=*dsname*

or

CSI RETURN CODE=*csireturncode* [REASON CODE=*csireasoncode*] PART=*partname* DSN=*dsname*

Explanation: IMS internally invoked the Catalog Search Interface (CSI) to gather information about the data set *dsname* for the HALDB partition *partname* as part of either:

- Starting a HALDB online reorganization for the partition.
- Tracking these changes at the RSR tracking site.
- Loading the IMS catalog

The CSI completed with a CSI return code value as shown in the message text. Information about these CSI return codes is in *z/OS DFSMS Managing Catalogs* (SC26-7409).

For the first form of the message (when the CSI return code is 4), a Catalog Management error was detected. In this case, *cmreasoncode*, *cmreturncode*, and *cmmoduleid* are the Catalog Management reason code, return code, and two-character module identification, respectively. Information about this Catalog Management error information is in *z/OS MVS System Messages Vol 6* (SA22-7636) under message IDC3009I.

For the second form of the message (when the CSI return code, *csireturncode* is other than 4), a CSI error was detected. For CSI return code 8, *csireasoncode* is the CSI reason code. Information about this CSI error information is in *z/OS DFSMS Managing Catalogs*.

These values were not expected by IMS.

System action: If this error occurred in starting the reorganization, then the reorganization is not started, but the partition remains accessible with the original active set of data sets: either the A-through-J and X or the M-through-V and Y data sets.

If this error occurred at the RSR tracking site, then the shadow partition is taken offline.

If this error occurred while loading the IMS catalog with the IMS Catalog Populate utility (DFS3PU00), the IMS catalog is not loaded, message DFS4483E is written, and the DFS3PU00 utility ends with return code 12.

In any of these cases, one or more of the data sets that were to have been created automatically could have been created already.

Programmer response: Based on value of the CSI return code, refer to *z/OS DFSMS Managing Catalogs* to determine the cause of the error, and follow any recommended actions.

Then if the error was detected in processing the INITIATE OLREORG command, reissue the command for partition *partname*.

If the error was detected at the RSR tracking site, issue a /START DB command for the partition in order for Online Forward Recovery to continue updating the partition.

If this error occurred while loading the IMS catalog with the DFS3PU00 utility, rerun the utility.

Module: DFSORA80

Related reference:

➡ *z/OS: CSI return codes for general purpose register 15*

➡ *z/OS: CSI return codes 4 and 8*

➡ *z/OS: IDC3009I*

DFS2993E NON-DASD DATA SET. DEVICE CLASS=X'*devclass*' PART=*partname* DSN=*dsname*

Explanation: The data set *dsname*, which is one of the data sets of the HALDB partition *partname*, is not a DASD data set. This data set was being used by a HALDB online reorganization or by the IMS Catalog Populate utility (DFS3PU00) to load the IMS catalog. (The device class reported by the internally executed DEVTYPE macro instruction is *devclass* (hexadecimal) rather than X'20'.) This is inconsistent with its use as part of a database.

System action: If this error occurred in starting the reorganization, then the reorganization is not started.

If this error occurred at the RSR tracking site, then the shadow partition is taken offline.

If this error occurred while running the Catalog Populate utility to load the catalog, the catalog is not loaded, message DFS4483E is written, and the utility ends with return code 12.

In any of these cases, one or more of the required data sets might have been created.

Programmer response: Change the data set *dsname* to refer to a DASD data set that can be used for a HALDB.

After the corrections are complete, restart the HALDB online reorganization or rerun the DFS3PU00 utility, whichever was running at the time of the error.

Module: DFSORA00

DFS2994E IDCAMS RETURN CODE *returncode*
 CREATING AN ONLINE REORG
 OUTPUT DATA SET. PART=*partname*
 DSN=*dsname*

Explanation: IMS tried to create the VSAM data set *dsname* for the HALDB partition *partname* as part of either:

- Starting a HALDB online reorganization for the partition.
- Tracking these changes at the RSR tracking site.
- Loading the IMS catalog

Access Method Services (IDCAMS) gave a return code of *returncode*.

System action: The message, if any, produced by IDCAMS was displayed before this message.

For return code 4, the data set is assumed to have been created. In this case, none of the following actions apply, and processing continues.

If this error occurred in starting the reorganization, then the reorganization is not started, but the partition remains accessible with the original active set of data sets -- either the A-through-J and X or the M-through-V and Y data sets.

If this error occurred at the RSR tracking site, then the shadow partition is taken offline.

If this error occurred while loading the IMS catalog with the IMS Catalog Populate utility (DFS3PU00), the IMS catalog is not loaded, message DFS4483E is written, and the utility ends with return code 12.

In any of these cases, if the data sets were to be created automatically, one or more of the data sets might have been created.

Programmer response: See the *z/OS MVS System Messages Vol 6 (GOS - IEA)* (SA22-7636) to determine the cause of the error, and follow any recommended actions.

Then if the error was detected in processing the INITIATE OLREORG command, reissue the command for partition *partname*.

If the error was detected at the RSR tracking site, issue a /START DB command for the partition in order for Online Forward Recovery to continue updating the partition.

If this error occurred while loading the IMS catalog with the DFS3PU00 utility, after the error is corrected rerun the DFS3PU00 utility.

Module: DFSORA20

DFS2995E IDCAMS RETURN CODE *returncode*
 DELETING AN ONLINE REORG
 INPUT DATA SET. PART=*partname*
 DSN=*dsname*

Explanation: IMS tried to delete the VSAM input data set *dsname* for the HALDB partition *partname* as part of either:

- Completing a HALDB online reorganization for the partition.
- Completing the tracking of these changes at the RSR tracking site.

Access Method Services (IDCAMS) gave a return code of *returncode*.

System action: The message, if any, produced by IDCAMS was displayed before this message.

The reorganization or the tracking of the reorganization at the RSR tracking site is still considered to have completed successfully, and there is now a single new active set of data sets for partition *partname*--either the A-through-J and X or the M-through-V and Y data sets.

Programmer response: See *z/OS MVS System Messages, V6 (GOS-IEA)* to determine the cause of the error, and follow any recommended actions, then delete the data set if it has not already been deleted.

Module: DFSORA20

DFS2996E NOT ENOUGH DASD SPACE. ERROR
 REASON=*X's99errorcode'* [SMS
 REASON=*s99ersn*] BLOCKS=*blocks*
 BLKSIZE=*blksize* VOLUMES=*volcount* {
 UNIT=SYSALLDA | STORAGE
 CLASS=*storageclassname* }
 PART=*partname* DSN=*dsname*

Explanation: IMS tried to create the OSAM data set *dsname* for the HALDB partition *partname* as part of either:

- Starting a HALDB OLR for the partition.
- Tracking these changes at the RSR tracking site.
- Loading the IMS catalog

The internally executed DYNALLOC macro instruction (SVC 99) that was used for this purpose reported that the data set could not be created because of DASD space or DASD volume constraints. The requested space was *blocks* blocks, each with a block size of *blksize*. There were *volcount* volumes requested.

If the text showing the group name (SYSALLDA) appears in the message text, the attempt was to create a non-SMS-managed data set because the corresponding input data set was not SMS-managed. If the text showing the storage class appears, then the attempt was to create an SMS-managed data set using storage class *storageclassname* because the corresponding input data set was SMS-managed and was created using that storage class.

If the reorganization was being started, these space allocation values were derived from the corresponding input data set. On the RSR tracking site, these space allocation values were derived from the tracked output data set at the active site where the reorganization occurred.

For further information of this error, see the *z/OS MVS Programming: Authorized Assembler Services Guide* (SA22-7608). The value *s99errorcode* is the hexadecimal value of the error reason code (field S99ERROR in the SVC 99 request block) that is provided when the DYNALLOC macro instruction (SVC 99) fails with return code 4. In the SMS case, *s99ersn* is the SMS reason code (field S99ERSN in the SVC 99 request block extension). The SMS reason code corresponds to the message number of an IGD message describing the error. For further information about the IGD message, see the *z/OS MVS System Messages Vol 8 (IEF - IGD)* (SA22-7638).

System action: If this error occurred in starting the reorganization, then the reorganization is not started, but the partition remains accessible with the original active set of data sets -- either the A-through-J and X or the M-through-V and Y data sets.

If this error occurred at the RSR tracking site, then the shadow partition is taken offline.

If this error occurred while loading the IMS catalog with the IMS Catalog Populate utility (DFS3PU00), the catalog is not loaded, message DFS4483E is written, and the utility ends with return code 12.

In any of these cases, if the data sets were to have been created automatically, one or more data sets might have been created before the error occurred.

Programmer response: Determine whether the requested space (*blocks* blocks of size *blksize*) is required for the output data set. In some cases, this space allocation request could include space acquired in a secondary allocation for the input data set and might not be required for the reorganized database. Then either:

- Ensure that there is sufficient DASD space on the volumes referenced by the group name SYSALLDA (for the non-SMS-managed case) or referenced by the storage class *storageclassname* (for the SMS-managed case), possibly by scratching unneeded data sets. The primary allocation amount (*blocks* blocks of size *blksize*) must be available in a total of no more than five extents on a single volume. In the SMS-managed case, if the storage class definition includes the GUARANTEED SPACE attribute, then the primary allocation amount must be available and is allocated on each of the volumes (rather than on just the first volume).
- Create and catalog this output data set yourself. In this case, you can reserve whatever amount of space you choose, and you can control the number of volumes. See Allocating OSAM data sets (Database

Administration), for information about allocating OSAM data sets along with a technique for pre-allocating multi-volume data sets.

Then if the error was detected in processing the INITIATE OLREORG command, reissue the command for partition *partname*.

If the error was detected at the RSR tracking site, issue a /START DB command for the partition in order for online forward recovery (OFR) to continue updating the partition.

If this error occurred while running the DFS3PU00 utility to load the IMS catalog, rerun the utility.

Module: DFSORA20

Related reference:

➤ z/OS: Interpreting error reason codes from DYNALLOC

➤ z/OS: IGD messages

DFS2997E DATA SET ALLOCATED TO ANOTHER JOB AND CANNOT BE CREATED. PART=*partname* DSN=*dsname*

Explanation: IMS tried to create the OSAM data set *dsname* for the HALDB partition *partname* as part of either:

- Starting a HALDB OLR for the partition.
- Tracking these changes at the RSR tracking site.
- Loading the IMS catalog

Creating the data set required that the data set be allocated as though DISP=NEW had been specified on a DD statement through JCL. However, a data set of the same name was already in use by another job, causing the allocation to fail.

System action: If this error occurred in starting the reorganization, then the reorganization is not started, but the partition remains accessible with the original active set of data sets -- either the A-through-J and X or the M-through-V and Y data sets.

If this error occurred at the RSR tracking site, then the shadow partition is taken offline.

If this error occurred while loading the IMS catalog with the IMS Catalog Populate utility (DFS3PU00), the IMS catalog is not loaded, message DFS4483E is written, and the DFS3PU00 utility ends with return code 12.

In any of these cases, other data sets might have been created before the error occurred.

Programmer response: Ensure that no other job is using a data set of the name *dsname* even if that data set is not cataloged and even if that data set is not intended to be the same data set as the output of the reorganization or as an IMS catalog data set.

DFS2998E

Then if the error was detected in processing the INITIATE OLREORG command, reissue the command for partition *partname*.

If the error was detected at the RSR tracking site, issue a /START DB command for the partition in order for OFR to continue updating the partition.

If this error occurred while loading the IMS catalog with the DFS3PU00 utility, rerun the utility.

Module: DFSORA20

DFS2998E [DATA SET CREATION ERROR. | UNALLOCATION FAILURE.]
RETURN=*returncode* [{ INFO.
REASON=*X's99infocode'* | ERROR
REASON=*X's99errorcode'* }] [SMS
REASON=*s99ersn*] BLOCKS=*blocks*
BLKSIZE=*blksize* VOLUMES=*volcount* {
UNIT=SYSALLDA | STORAGE
CLASS=*storageclassname* } PART=*partname*
DSN=*dsname*

Explanation: IMS tried to create the OSAM data set *dsname* for the HALDB partition *partname* as part of either:

- Starting a HALDB OLR for the partition.
- Tracking these changes at the RSR tracking site.
- Loading the IMS catalog

As indicated by the message text, the internally executed DYNALLOC macro instruction (SVC 99) reported one of these two problems:

1. The data set could not be created.
2. The data set that was just created successfully could not be unallocated from the IMS job.

The requested space was *blocks* blocks, each with a block size of *blksize*. There were *volcount* volumes requested.

When the text showing the group name (SYSALLDA) appears in the message text, the attempt was to create a non-SMS-managed data set. If the text showing the storage class appears, then the attempt was to create an SMS-managed data set using storage class *storageclassname*.

If this error occurred during a HALDB online reorganization, the choice of creating an SMS-managed or non-SMS-managed data set is based on the corresponding input data set.

If this error occurred during the loading of an IMS catalog by the IMS Catalog Populate utility (DFS3PU00), then the choice of creating an SMS-managed or non-SMS-managed data set is based on the presence or absence of the STORCLAS parameter in the DFSDFxxx member that activated the IMS catalog.

If the reorganization was being started, these space allocation values were derived from those of the corresponding input data set. On the RSR tracking site, these space allocation values were derived from those of the tracked output data set at the active site where the reorganization occurred.

In the message text:

returncode

Is the decimal value of the register 15 return code provided by the DYNALLOC macro instruction (SVC 99).

s99infocode

Is the hexadecimal value of the information reason code (field S99INFO in the SVC 99 request block).

s99errorcode

Is the hexadecimal value of the error reason code (field S99ERROR in the SVC 99 request block).

s99ersn

Is, for the SMS case, the SMS reason code (field S99ERSN in the SVC 99 request block extension). The SMS reason code corresponds to the message number of an IGD message describing the error.

System action: If this error occurred in starting the reorganization, then the reorganization is not started, but the partition remains accessible with the original active set of data sets -- either the A-through-J and X or the M-through-V and Y data sets.

If this error occurred at the RSR tracking site, then the shadow partition is taken offline.

If this error occurred while loading the IMS catalog with the IMS Catalog Populate utility (DFS3PU00), the IMS catalog is not loaded, message DFS4483E is written, and the DFS3PU00 utility ends with return code 12.

In any of these cases, other data sets might have been created before the error occurred.

Programmer response: Determine the meaning of *returncode*, *s99info*, *s99errorcode*, and *s99ersn*, as applicable. Follow any recommended actions to correct the error.

Then if the error was detected in processing the INITIATE OLREORG command, reissue the command for partition *partname*.

If the error was detected at the RSR tracking site, issue a /START DB command for the partition in order for Online Forward Recovery to continue updating the partition.

If this error occurred while loading the IMS catalog with the DFS3PU00 utility, rerun the utility.

Module: DFSORA20

Related reference:

➡ z/OS: Interpreting error reason codes from DYNALLOC

➡ z/OS: IGD messages

DFS3000I SUCCESSFUL COMPLETION OF DB REORG

Explanation: Partial Database Reorganization has completed successfully.

System action: Processing terminated normally.

Chapter 64. DFS messages, DFS3001W - DFS3050A

This topic contains the following messages:

DFS3001W INVALID FORMAT. STATEMENT DID NOT BEGIN BEFORE COLUMN 17

Explanation: Statement did not begin in a column between 1 and 16.

System action: Processing continues until all control statements have been analyzed. Then the step terminates.

Programmer response: Correct the error in the control statement, and rerun the job.

DFS3002W INVALID KEYWORD IN PRECEDING STATEMENT COLUMN = *nn*

Explanation: Keyword beginning in column *nn* is invalid.

System action: Processing continues until all control statements have been analyzed. Then the step terminates.

Programmer response: Correct the error in the control statement, and rerun the job.

DFS3003W ILLEGAL CONTINUATION

Explanation: Either the ending character in the input string was a comma and a blank was found in column 72, or the ending character was not a comma and a nonblank character was found in column 72.

System action: Processing continues until all control statements have been analyzed. The step then terminates.

Programmer response: Correct the error in the control statement, and rerun the job.

DFS3004A FROMAREA INVALID FOR HIDAM OR KEYRANGE INVALID FOR HDAM

Explanation: FROMAREA can only be specified for HDAM and KEYRANGE can only be specified for HIDAM.

System action: Processing continues until all control statements have been analyzed. The step then terminates.

Programmer response: Correct the error in the control statements, and rerun the job.

DFS3005A REQUIRED KEYWORD MISSING, KEYWORD = *keyword*

Explanation: The indicated required keyword is missing.

System action: Processing continues until all control statements have been analyzed. The step then terminates.

Programmer response: Correct the error in the control statement, and rerun the job.

DFS3006A INVALID KEYWORD FOR THIS STEP ON PRECEDING STATEMENT, KEYWORD = *keyword*

Explanation: The keyword indicated is invalid for this step.

System action: Processing continues until all control statements have been analyzed. The step then terminates.

Programmer response: Correct the error in the control statement, and rerun the job.

DFS3007I SORT CORE SIZE NOT SPECIFIED ON THE EXEC PARMS, SORT MAIN STORAGE SIZE IS DEFAULTED TO CORE=MAX

Explanation: You did not specify a parameter for the sort core size on the EXEC statement for the DFSUCUM0 utility or the DFSURG10 utility. The default CORE=MAX is used.

System action: Processing continues. The default sort core value size is used.

Module: DFSUCMN0, DFSURG10

DFS3008W KEYWORD PREVIOUSLY SPECIFIED, KEYWORD = *keyword*

Explanation: The keyword indicated has been specified previously in another input statement and only one keyword of this type is allowed.

System action: Processing continues until all control statements have been analyzed. The step then terminates.

Programmer response: Correct the error in the control statement, and rerun the job.

DFS3009W FROMAREA AND KEYRANGE ARE MUTUALLY EXCLUSIVE KEYWORDS

Explanation: FROMAREA and KEYRANGE have both been specified. FROMAREAs can only be used with HDAM databases and KEYRANGEs may only be used with HIDAM databases.

System action: Processing continues until all control statements have been analyzed. The step then terminates.

Programmer response: Correct the error in the control statement, and rerun the job.

DFS3010W INVALID OPERAND IN PRECEDING STATEMENT FOR KEYWORD = keyword, COLUMN = *nn*

Explanation: An invalid operand has been found for the keyword indicated in the previous statement.

System action: Processing continues until all control statements have been analyzed. The step then terminates.

Programmer response: Correct the error in the control statement, and rerun the job.

DFS3011W MORE THAN 10 RANGES SPECIFIED

Explanation: No more than 10 KEYRANGEs or FROMAREAs are allowed. No more than 10 TOAREAs are allowed after each FROMAREA or KEYRANGE.

System action: Processing continues until all control statements have been analyzed. The step then terminates.

Programmer response: Correct the error in the control statement, and rerun the job.

DFS3012W DBDLIB DOES NOT CONTAIN *dbdname*

Explanation: The DBD named is not contained in the DBDLIB.

System action: Processing continues until all control statements have been analyzed. The step then terminates.

Programmer response: Correct the error in the control statement, and rerun the job.

DFS3013W DBD *dbdname* DOES NOT HAVE HD ACCESS METHOD

Explanation: The DBD named is not a HDAM or HIDAM database.

System action: Processing continues until all control statements have been analyzed. The step then terminates.

Programmer response: Correct the error in the control statement, and rerun the job.

DFS3014W DATA SET GROUP(S) SPECIFIED ON INPUT STATEMENTS DO NOT MATCH DBD *dbdname* DSGs

Explanation: The data set groups used in the TOAREA input statements are not the same as found in the DBD.

System action: Processing continues until all control statements have been analyzed. The step then terminates.

Programmer response: Correct the error in the control statement, and rerun the job.

DFS3015A INTERNAL ERROR IN DFSPRDBD

Explanation: Module DFSPRDBD has encountered an error that prevents further processing.

System action: The step is abnormally terminated with abend 0310.

Problem determination: 2, 3, 8, 17a, 18, 19 35

Related information:

Chapter 2, "IMS problem determination," on page 13

DFS3016A LCHILD ENTRY DOES NOT EXIST IN DBD *dbdname* FOR *segment-name*

Explanation: No LCHTAB entry was found in related database for logical child in primary database.

System action: The step is abnormally terminated with abend 0310.

Programmer response: Correct the error in the control statement, and rerun the job.

Problem determination: 2, 3, 8, 17a, 18, 19, 35

Related information:

Chapter 2, "IMS problem determination," on page 13

DFS3017A MORE THAN 49 RELATED DATA BASES

Explanation: The limit of 49 related databases has been exceeded. Partial Database Reorganization cannot be used for this reorganization.

System action: The step is abnormally terminated with abend 0310.

Problem determination: 2, 3, 8, 17a, 18, 19, 35

Related information:

Chapter 2, "IMS problem determination," on page 13

DFS3018A MORE THAN 500 SEGMENTS PARTICIPATING IN REORGANIZATION

Explanation: The limit of 500 segments participating in reorganization has been exceeded. Partial Database

Reorganization cannot be used for this reorganization.

System action: The step is abnormally terminated with abend 0310.

Problem determination: 2, 3, 8, 17a, 18, 19, 35

Related information:

Chapter 2, "IMS problem determination," on page 13

DFS3019 INSUFFICIENT STORAGE AVAILABLE IN HIOP


Explanation: A command was not processed because there is insufficient storage in the communication input/output pool, which resides above the 16 megabyte line (HIOP).

System action: The command is ignored.

Programmer response: This condition can be a temporary condition that can be resolved by reentering the command later. If this fails, notify the system programmer.

Module: DFSICLN2

Related information:

 IMS abend 0310

DFS3020 UNABLE TO OBTAIN AN AWE FROM DFSBCB

Explanation: A command was not processed because an Asynchronous Work Element (AWE) could not be obtained from IMS BCB services.

System action: The command is ignored.

Programmer response: This problem can be a temporary condition that can be resolved by reentering the command later. If this attempt fails, notify the system programmer.

DFS3021W DIRECT ADDRESS POINTERS IN RELATED HISAM DATABASE *dbdname* NOT ALLOWED

Explanation: A related HISAM database has direct address pointers to the primary database. Partial Database Reorganization cannot be used to do this reorganization.

System action: The step is terminated.

DFS3022W SYNCPOINT PHASE 1 FAILED DUE TO FAILURE IN OBTAINING SPACE FOR 5612 LOG RECORD.

Explanation: Program DBFSYN10 received a return code 16 (RC=16) from the Fast Path log processing module (DBFSLOG0). It could not obtain a control block for the 5612 log record using the storage manager service macro DFSBCB.

System action: Processing continues.

Programmer response: Increase Common Service Area (CSA) storage allocation.

DFS3023A MORE THAN 500 SCAN AND RELOAD ACTIONS REQUIRED FOR POINTER RESOLUTION

Explanation: The limit of 500 scan and reload actions for logically related segment pointer resolution has been exceeded. Partial Database Reorganization cannot be used for this reorganization.

System action: The step is abnormally terminated with abend 0310.

Problem determination: 2, 3, 8, 17a, 18, 19, 35

Related information:

Chapter 2, "IMS problem determination," on page 13

DFS3024W RAS SECURITY HAS SUPPRESSED NNNNNNNN ICH408I MESSAGES FOR REGION YYYYYYYY

Explanation: RAS security has suppressed multiple ICH408I messages because there is a RACF definition error for the identified dependent region. This message is issued to let you know that RAS security is still performing ICH408I message suppression for the dependent region and the number of ICH408I messages suppressed.

In the message text:

NNNNNNNN

The number of ICH408I suppressed

YYYYYYYY

The dependent region name

System action: The unauthorized transaction remains in the message queue and could be processed by another eligible dependent region or another IMS system in an IMSplex. Processing continues.

Programmer response: Locate the preceding DFS2497W, message, which specified the unauthorized transaction for the specified region. Follow the response in the information for DFS2497W to resolve the problem.

Problem determination: 1, 5, 6, 27, 35, 36

Module: DFSSCHR0

Related information:

"DFS2497W" on page 534

Chapter 2, "IMS problem determination," on page 13


DFS3025A INTERNAL ERROR IN DFSPRABC

Explanation: Module DFSPRABC has encountered an error that prevents further processing.

System action: The step is abnormally terminated with abend 0310.

Problem determination: 2, 3, 8, 17a, 19, 35

Related information:

 IMS abend 0310

Chapter 2, "IMS problem determination," on page 13

DFS3026A DFSPRCOM DATA SET CANNOT BE OPENED


Explanation: Open failed for the communication data set, DDNAME DFSPRCOM.

System action: The step is abnormally terminated with abend 0310.

Programmer response: Ensure that the communication data set exists and has been included in the DD statements for this step.

Problem determination: 2, 3, 8, 17a, 19, 35

Related information:

 IMS abend 0310

Chapter 2, "IMS problem determination," on page 13

DFS3027I NO PSB GENERATED FOR THIS EXECUTION OF PARTIAL REORGANIZATION

Explanation: The PSB parameter was not included in the input. The default for this parameter is no PSB generation.

System action: No PSB is generated for this execution.

Programmer response: If a PSB is required, rerun step 1 with PSB=psbname specified.


DFS3028A UNSUCCESSFUL OPEN OF *ddname* DATA SET

Explanation: The system could not open the data set identified in the message text by *ddname*.

System action: The step is abnormally terminated with abend 0310.

Programmer response: Perform IMS backout facility to undo changes made in step 2 of Partial Database Reorganization (PDBR). Ensure that DD statements for this data set are included, and specifications are correct.

Related information:

 IMS abend 0310


DFS3029A UNSUCCESSFUL WRITE TO *ddname* DATA SET

Explanation: The named data set had a write error.

System action: The step is abnormally terminated with abend 0310.

Problem determination: 2, 3, 8, 17a, 18, 19, 35

Related information:

 IMS abend 0310

Chapter 2, "IMS problem determination," on page 13

DFS3030A UNSUCCESSFUL READ FROM *ddname* DATA SET

Explanation: The named data set had a read error.

System action: The step is abnormally terminated with abend 0310.

Programmer response: Perform IMS backout facility to undo changes made during step 2 of Partial Database Reorganization (PDBR).

Problem determination: 2, 3, 8, 17c, 18, 19, 35

Related information:

Chapter 2, "IMS problem determination," on page 13

DFS3031A UNSUCCESSFUL CLOSE OF *ddname* DATA SET

Explanation: The named data set could not be closed.

System action: Processing continues.

Problem determination: 2, 3, 8, 17c, 18, 19, 35

Related information:

Chapter 2, "IMS problem determination," on page 13

DFS3032A INTERNAL ERROR IN DFSPRWFM


Explanation: Module DFSPRWFM has encountered an error that prevents further processing.

System action: The step is abnormally terminated with abend 0310.

Programmer response: Perform IMS backout facility to undo changes.

Problem determination: 2, 3, 8, 17a, 18, 19, 35

Related information:

 IMS abend 0310

Chapter 2, "IMS problem determination," on page 13

DFS3033A DBDS DO NOT MATCH, STEP 1 DBD=*dbdname*, STEP 2 DBD=*dbdname*

Explanation: The DBD specified in the step 2 input is not the same as the DBD specified in step 1.

System action: PSBGEN is terminated because of specification error.

Programmer response: Correct the error in the control statement, and rerun the job.

DFS3034A **PREMATURE END OF FILE ON COMMUNICATIONS DATA SET**

Explanation: End of file was reached before all the records passed from step 1 to step 2 on the communication data set (DFSPRCOM) were read by step 2.

System action: The step is abnormally terminated with abend 0310.

Programmer response: Rerun step 1 to recreate the communications data set.

Problem determination: 2, 3, 8, 17a, 18, 19, 35

Related information:

Chapter 2, "IMS problem determination," on page 13

DFS3035A **STEP 1 HAS TERMINATED AFTER PHASE** *phase-name*

Explanation: The phase shown in the message text encountered an error that prevents further processing.

System action: Processing continues until all control statements have been analyzed. The step then terminates.

Programmer response: Correct the error, and rerun the job.

DFS3036W **UNSUCCESSFUL COMPLETION OF PARTIAL DATA BASE REORGANIZATION**

Explanation: An error has occurred that prevents successful completion of Partial Database Reorganization.

System action: Processing terminates.

Problem determination: 2, 3, 8, 17a, 18, 19, 36

Related information:

Chapter 2, "IMS problem determination," on page 13

DFS3037A **STATUS CODE *cc* RETURNED FROM DL/I CALL ON RESTART ATTEMPT**


Explanation: An error status code of '*cc*' was returned by DL/I on a restart call.

System action: The step is abnormally terminated with abend 0310.

Programmer response: No action is required.

Problem determination: None.

Related information:

 IMS abend 0310

DFS3038A **CHECKPOINT *mmm* NOT SUCCESSFULLY TAKEN; RESTART NOT POSSIBLE**


Explanation: The checkpoint identified in the message text by *mmm* was not successful. Therefore a restart is not possible.

System action: The step is abnormally terminated with abend 0310.

Programmer response: You must recover the database and rerun a Partial Database Reorganization from the beginning.

Problem determination: 2, 3, 8, 17a, 18, 19, 35

Related information:

 IMS abend 0310

Chapter 2, "IMS problem determination," on page 13

DFS3039A **INSUFFICIENT REGION SIZE**


Explanation: There was not enough storage available for step 2 to build its control blocks.

System action: The step is abnormally terminated with abend U0310.

Programmer response: Increase the region size and rerun step 2.

Problem determination: 2, 3, 8, 17a, 18, 19, 35

Related information:

 IMS abend 0310

Chapter 2, "IMS problem determination," on page 13

DFS3040A **INVALID PCB LIST-TOO [SHORT|LONG]**


Explanation: The PSB contained too few or too many PCBs and cannot be used for this run of Partial Database Reorganization.

System action: The step is abnormally terminated with abend 0310.

Programmer response: Correct the error in the PSB, and rerun the job.

Problem determination: If PSB was generated from step 1 of Partial Database Reorganization (PDBR), then do 2, 3, 8, 17a, 18, 19, 35

Related information:

 IMS abend 0310

Chapter 2, "IMS problem determination," on page 13

DFS3041W TOAREA *rbn-number* TO *rbn-number*
FOR DSG *data set-group-name* EXTENDS
BEYOND CURRENT END OF DATA
BASE

Explanation: The TOAREA specified extends beyond the current end of the database.

System action: Processing continues until all control statements have been analyzed. The step then terminates.

Programmer response: Correct the error in the control statements, and rerun the job.

DFS3042A RELOAD COUNT NOT EQUAL TO
UNLOAD COUNT FOR ALL
SEGMENTS


Explanation: The number of segments loaded does not equal the number of segments unloaded. See the range reload statistics for further information.

System action: The step is abnormally terminated with abend 0310.

Programmer response: Perform IMS backout facility to undo changes made during step 2 of Partial Database Reorganization (PDBR).

Problem determination: 2, 3, 5, 8, 17a, 18, 19, 35

Related information:

 IMS abend 0310

Chapter 2, "IMS problem determination," on page 13

DFS3043A NO PRIME INDEX ENTRY IN DBD
FOR *ddname*


Explanation: No primary index data set was found for the HIDAM database identified by *ddname*.

System action: The step is abnormally terminated with abend 0310.

Programmer response: Perform IMS backout facility to undo changes made during step 2 of Partial Database Reorganization (PDBR).

Problem determination: 2, 3, 8, 17a, 18, 19, 35

Related information:

 IMS abend 0310

Chapter 2, "IMS problem determination," on page 13

DFS3044A RBA IN PRIME INDEX NOT EQUAL
TO RBA OF UNLOADED SEGMENT


Explanation: The relative byte address (RBA) in the primary index was not equal to the relative byte address of the unloaded segment.

System action: The step is abnormally terminated with abend 0310.

Programmer response: Perform IMS backout facility to undo changes made during step 2 of the Partial Database Reorganization (PDBR).

Problem determination: 2, 3, 5, 8, 17a, 18, 19, 35

Related information:

 IMS abend 0310

Chapter 2, "IMS problem determination," on page 13

DFS3045W FROM AREA *rba-number* TO *rba-number*
NOT IN ROOT ADDRESSABLE AREA

Explanation: The FROMAREA specified was not wholly contained in the root addressable area.

System action: Processing continues until all control statements have been analyzed. The step then terminates.

Programmer response: Correct the error in the control statement, and rerun the job.

DFS3046W NO DATABASE RECORDS IN
FROMAREA/KEYRANGE STARTING
AT *rba-number/key-value*

Explanation: No records were found in the range indicated.

System action: Processing continues until all control statements have been analyzed. The step then terminates.

Programmer response: Correct the error in the control statement, and rerun the job.

DFS3047A SORT *xx* FAILEDIMS messages


Explanation: A bad return code was returned from the Partial Database Reorganization sort. *xx* identifies the SORT STEP where the problem occurred.

System action: The step is abnormally terminated with abend 0310.

Programmer response: Use IMS backout facility to undo changes made during step 2 of Partial Database Reorganization (PDBR).

Problem determination: 2, 3, 8, 17a, 18, 19, 35

Related information:

 IMS abend 0310

Chapter 2, "IMS problem determination," on page 13

DFS3048A END OF DBT WITHOUT IMR MATCH

Explanation: A specific database was not found in the database table, based on an index maintenance record.


System action: The step is abnormally terminated with abend 0310.

Programmer response: Use IMS backout facility to

undo changes made during step 2 of Partial Database Reorganization (PDBR).

Problem determination: 2, 3, 8, 17a, 18, 19

Related information:

 IMS abend 0310

Chapter 2, "IMS problem determination," on page 13

DFS3049A UNEXPECTED EOF ON WF4


Explanation: An end of file condition occurred for work file 4 while trying to locate a B index work record that matches the IMS index maintenance record currently being processed.

System action: The step is abnormally terminated with abend 0310.

Programmer response: Use IMS Database Backout utility to undo changes during step 2 of Partial Database Reorganization (PDBR).

Problem determination: 2, 3, 8, 17a, 18, 19, 35

Related information:

 IMS abend 0310

Chapter 2, "IMS problem determination," on page 13

DFS3050A INVALID RECORD TYPE *xx* IN DWR


Explanation: A data work record was encountered that contained an invalid record type identified by *xx* in the message text. This record type is not defined to the system.

System action: The step is abnormally terminated with abend 0310.

Programmer response: Use IMS backout facility to undo changes during step 2 of Partial Database Reorganization (PDBR).

Problem determination: 2, 3, 8, 17a, 18, 19, 35

Related information:

 IMS abend 0310

Chapter 2, "IMS problem determination," on page 13

Chapter 65. DFS messages, DFS3051A - DFS3100I

This topic contains the following messages:


DFS3051A NO DMB FOR DATABASE *ddname*

Explanation: The data management block was not found in the directory (DDIR). This problem is an IMS internal error.

System action: The step is abnormally terminated with abend 0310.

Problem determination: 2, 3, 5, 8, 17a, 18, 19, 35

Related information:

 IMS abend 0310

Chapter 2, "IMS problem determination," on page 13

DFS3052A PERMANENT READ ERROR FOR SEGMENT AT RBA *rba-number*


Explanation: A permanent read error has occurred for the relative byte address (RBA) indicated.

System action: The step is abnormally terminated with abend 0310.

Programmer response: Use IMS backout facility to undo changes made during step 2 of PDBR.

Problem determination: 2, 3, 5, 8, 17a, 18, 19, 35

Related information:

 IMS abend 0310

Chapter 2, "IMS problem determination," on page 13

DFS3053A INVALID RETURN FROM DL/I CALL *function, dbdname, procopt, segment-name, level*


Explanation: A return code other than bb, GA, or GK was returned from a DL/I GU call.

System action: The step is abnormally terminated with abend 0310.

Programmer response: Use IMS backout facility to undo changes made during step 2 of Partial Database Reorganization (PDBR).

Problem determination: 2, 3, 5, 8, 17a, 18, 19, 35

Related information:

 IMS abend 0310

Chapter 2, "IMS problem determination," on page 13

DFS3054A INTERNAL ERROR IN MODULE DFSPRIMS


Explanation: Module DFSPRIMS has encountered an error that prevents further processing.

System action: The step is abnormally terminated with abend 0310.

Programmer response: Perform IMS backout facility to undo changes made during step 2 of Partial Database Reorganization (PDBR).

Problem determination: 2, 3, 8, 17a, 18, 19, 35

Related information:

 IMS abend 0310

Chapter 2, "IMS problem determination," on page 13

DFS3055A INVALID PHYSICAL TWIN CHAIN


Explanation: An invalid physical twin chain was encountered unloading a HIDAM root.

System action: The step is abnormally terminated with abend 0310.

Programmer response: Perform IMS backout facility to undo changes made during step 2 of Partial Database Reorganization (PDBR).

Problem determination: 2, 3, 5, 8, 17a, 18, 19, 35

Related information:

 IMS abend 0310

Chapter 2, "IMS problem determination," on page 13

DFS3056I STATUS CODE *cc* RETURNED FROM DL/I CALL ON CHECKPOINT ATTEMPT

Explanation: A status code of *cc* was returned on a DL/I checkpoint call.

System action: Processing continues.

DFS3057I ATTEMPT TO WRITE TO DPRWF6 FAILED; CHECKPOINT '*mmm*' NOT TAKEN

Explanation: A write error occurred writing checkpoint *mmm*. Restarting, if needed, is not possible.

System action: Processing continues.

DFS3058A STATUS CODE *cc* RETURNED FROM DL/I ON OPEN ATTEMPT


Explanation: Open error on the index maintenance file has occurred.

System action: The step is abnormally terminated with abend 0310.

Programmer response: Perform IMS Backout utility to undo changes made during step 2 of Partial Database Reorganization (PDBR).

Problem determination: 2, 3, 8, 17a, 18, 19, 35

Related information:

 IMS abend 0310

Chapter 2, "IMS problem determination," on page 13

DFS3059A INVALID RECORD TYPE *xx* IN XWR


Explanation: An index work record was encountered which contained a record type code that is not defined to the system.

System action: The step is abnormally terminated with abend 0310.

Programmer response: Perform IMS Backout utility to undo changes made during step 2 of PDBR.

Problem determination: 2, 3, 8, 17a, 18, 19, 35

Related information:

 IMS abend 0310

Chapter 2, "IMS problem determination," on page 13

DFS3060I UNRESOLVED IN DOUBT IN AREA=*xxxxxxx*, COMMAND REJECTED

Explanation: A command that sent a DEDB area offline (such as, /STOP AREA, UPDATE AREA STOP(SCHD), /DBR AREA or UPDATE AREA STOP(ACCESS)) was entered for area *xxxxxxx*. This area has unresolved in-doubt data. The command is rejected to protect data integrity.

System action: The command is rejected.

Programmer response: Resolve in-doubt data and reissue the command.

DFS3061I VSO AREA *aaaaaaaa* HAS I/O TOLERATED CI, COMMAND REJECTED

Explanation: The area *aaaaaaaa* is a VSO area and has I/O tolerated data from an XRF takeover. A command that took the area offline (such as /STOP AREA, /DBR AREA, UPDATE AREA STOP(ACCESS), or /VUNLOAD AREA) was entered for the area, and the command was rejected to protect data integrity.

System action: The command is rejected.

Operator response: Enter either the IMS /UNLOCK SYSTEM or the AVM UNLOCK command to purge I/O

toleration EEQEs. Then enter the command again.

Module: DBFARDC0

DFS3062I PRELOAD ACTIVE IN AREA=*areaname*, COMMAND REJECTED

Explanation: PRELOAD is active for area, *areaname*, and the command was rejected to avoid an abend.

System action: The command is rejected.

Programmer response: Reissue the command.

DFS3063A DYNAMIC UNALLOCATION FAILED FOR DD *ddname*


Explanation: During database recovery, the Database Recovery utility was unable to deallocate the target data set identified by *ddname*.

System action: The Database Recovery utility terminates abnormally with user code 0302. Register 15 contains the DYNALLOC error reason code for unallocation failure.


Programmer response: Ensure that the image copy data set was correct. If not, correct the JCL and resubmit the job.

Module: DFSURT00

Related reference:

 z/OS: Interpreting error reason codes from DYNALLOC

Related information:

 IMS abend 0302

DFS3064A DYNAMIC ALLOCATION FAILED FOR DD *ddname*

Explanation: Dynamic allocation failed for the referenced *ddname*.

System action: Processing involving this data set is halted.

Programmer response: Ensure that the data set exists and resides in the current catalog structure.

Module: DFSURT00, DFSUDMP0, DFSUDMT0

DFS3065I UTILITY ACTIVE IN AREA=*areaname*, COMMAND PENDING UTILITY TERMINATION

Explanation: Fast Path utility active for area. At utility I/O, status FH or AO is issued, and the command is processed. The utility terminates before completion.

System action: The /DBR or /STOP command is processed but utility cleanup and disconnect occur before command execution.

Programmer response: No action is required.

Module: DBFARDA0

DFS3067A **IMS xxxxxxxx WAITING FOR SYNCHRONIZATION WITH OTHER FAILED IMS SYSTEMS. REPLY "OK" TO CONTINUE**

Explanation: This message is generated at an IMS emergency restart when the OPTION SYNCPLEX keyword and parameter have been entered.

System action: The IMS system waits for a reply before starting normal processing.

Programmer response: When the IMS systems that failed have all been restarted and are waiting at the WTOR, reply OK to the WTOR.

Module: DFSRST00

DFS3069I **MINIMUM VALUE SUBSTITUTED FOR LOW/HIGH BLOCK NUMBER**

Explanation: Low or high block number for SURVEYOR TOAREA processing was less than the minimum value of 2.

System action: The low/high block number takes on the minimum value of 2.


DFS3070A **UNSUCCESSFUL OPEN OF *ddname* DATA SET**

Explanation: The system was not able to open the data set indicated in the message.

System action: Processing terminates with abend 0311.

Programmer response: Ensure that a DD statement is present and specifications are correct. Make corrections, and rerun job.

Related information:

 0311 (Messages and Codes)

DFS3071A **DBDNAME IN DBPCB DOES NOT MATCH DBDNAME ENTERED**

Explanation: Either the DBNAME from the input statement or the PCB is incorrect.

System action: Processing terminates.

Programmer response: Correct input statement.

DFS3072I **NO KEY IS DEFINED IN THE DBD FOR THE ROOT SEGMENT OF THIS DATABASE**


Explanation: The DBD is invalid.

System action: Processing terminates with abend 0311.

Programmer response: No action is required.

Problem determination: 2, 3, 4, 8, 9, 11, 17a, 18, 19, 35

Related information:

 IMS abend 0311

Chapter 2, "IMS problem determination," on page 13

DFS3073I **INTERNAL ERROR IN DFSPRSUR**


Explanation: Module DFSPRSUR has encountered an error that prevents further processing.

System action: Processing terminates with abend 0311.

Programmer response: No action is required.

Problem determination: 2, 3, 4, 8, 9, 11, 17a, 18, 19, 35

Related information:

 IMS abend 0311

Chapter 2, "IMS problem determination," on page 13

DFS3074A **INVALID RETURN FROM OLIC WHILE PROCESSING AN INITIALIZE DSG CALL**


Explanation: Either there was an error in opening and initializing the database or the OLIC parameter in the PCB was not set.

System action: Processing terminates with abend 0311.

Programmer response: Ensure that OLIC=YES specified on PSB and DD statement is present for database being surveyed. Make corrections, and resubmit job.

Problem determination: 2, 3, 4, 8, 9, 11, 17a, 18, 19, 35

Related information:

 IMS abend 0311

Chapter 2, "IMS problem determination," on page 13

DFS3075I **INVALID STATUS CODE FROM DL/I function CALL-STATUS = *status code***


Explanation: An invalid return code was returned from a DL/I call.

System action: Processing terminates with abend 0311.

Programmer response: Ensure that the IMS system and all control statements are valid, and resubmit the job.

Problem determination: 2, 3, 4, 8, 9, 11, 17a, 18, 19, 35

Related information:

 IMS abend 0311

Chapter 2, "IMS problem determination," on page 13

**DFS3076W FROMAREA INVALID FOR HIDAM
OR KEYRANGE INVALID FOR HDAM**

Explanation: FROMAREA can only be specified for HDAM and KEYRANGE can only be specified for HIDAM.

System action: Processing terminates.

Programmer response: Correct the error in the control statement, and rerun the job.

**DFS3077A LOW BLOCK NUMBER FOR DSG
ddname IS NOT WITHIN THE DATA
SET GROUP**

Explanation: The low block number specified for TOAREA processing was beyond the current end of the DSG.

System action: Processing continues after bypassing the error parameter.

Programmer response: Lower the low block number so that it falls within the DSG, and rerun the job.


**DFS3078I INVALID RETURN CODE FROM OLIC
WHILE PROCESSING A BLOCK
LOCATE CALL**

Explanation: A nonzero return code was returned from an Online Image Copy block locate call.

System action: SURVEYOR is abnormally terminated with abend 0311.

Problem determination: 2, 3, 4, 8, 9, 11, 17a, 18, 19, 35

Related information:

 IMS abend 0311

Chapter 2, "IMS problem determination," on page 13


**DFS3079I INVALID RETURN CODE FROM OLIC
WHILE PROCESSING A GET RBA
CALL**

Explanation: A nonzero return code was returned from an Online Image Copy get RBA call.

System action: SURVEYOR is abnormally terminated with abend 0311.

Problem determination: 2, 3, 4, 8, 9, 11, 17a, 18, 19, 35

Related information:

 IMS abend 0311

Chapter 2, "IMS problem determination," on page 13

**DFS3080I INVALID RETURN CODE FROM
BUFFER HANDLER WHILE
PROCESSING A LOCATE BLOCK
CALL**

Explanation: A nonzero return code was returned

from the buffer handler block locate call.

System action: SURVEYOR is abnormally terminated with abend 0311.

Problem determination: 2, 3, 4, 8, 9, 11, 17a, 18, 19, 35

Related information:

Chapter 2, "IMS problem determination," on page 13

**DFS3081W STATEMENT DOES NOT BEGIN
BEFORE COL 17**

Explanation: Statement did not begin in a column between 1 and 16.

System action: Processing continues until all control statements have been analyzed. Then processing terminates.

Programmer response: Correct the error in the control statement, and rerun the job.

DFS3082W UNKNOWN KEYWORD *keyword*

Explanation: Keyword was not recognized for control statement indicated.

System action: Processing continues until all control statements have been analyzed. Then processing terminates.

Programmer response: Correct the error in the control statement, and rerun the job.

DFS3083W INVALID SYNTAX *error description*

Explanation: Syntax error has been found in the user control statement.

System action: Processing continues until all control statements have been analyzed. Then processing terminates.

Programmer response: Correct the error in the control statement, and rerun the job.

DFS3084W INCOMPLETE STATEMENT

Explanation: The previous control statement was incomplete.

System action: Processing continues until all control statements have been analyzed. Then processing terminates.

Programmer response: Correct the error in the control statement, and rerun the job.

DFS3085W ILLEGAL CONTINUATION

Explanation: Either the ending character in the input string was a comma and a blank was found in column 72, or the ending character was not a comma and a nonblank character was found in column 72.

System action: Processing continues until all control statements have been analyzed. Then processing terminates.

Programmer response: Correct the error in the control statement, and rerun the job.

DFS3086W KEYWORD PREVIOUSLY SPECIFIED
KEYWORD: *keyword*

Explanation: The keyword indicated has been specified previously in another input statement and only one keyword of this type is allowed.

System action: Processing continues until all control statements have been analyzed. Then processing terminates.

Programmer response: Correct the error in the control statement, and rerun the job.

DFS3087W INVALID OPERAND

Explanation: An invalid operand has been found for the keyword indicated in the previous statement.

System action: Processing continues until all control statements have been analyzed. Then processing terminates.

Programmer response: Correct the error in the control statement, and rerun the job.

DFS3088W MISSING KEYWORD: *keyword*

Explanation: The indicated keyword is missing.

System action: Processing continues until all control statements have been analyzed. Then processing terminates.

Programmer response: Correct the error in the control statement, and rerun the job.

DFS3089W FROMAREA, KEYRANGE, AND TOAREA ARE MUTUALLY EXCLUSIVE

Explanation: Two of the keyword types, listed in the message, have been specified.

System action: Processing continues until all control statements have been analyzed. Then processing terminates.

Programmer response: Correct the error in the control statement, and rerun the job.

DFS3090W MORE THAN THE MAXIMUM OF 10 TOAREAS SPECIFIED

Explanation: You can specify no more than 10 TOAREAS.

System action: Processing continues until all control

statements have been analyzed. Then processing terminates.

Programmer response: Correct the error in the control statement, and rerun the job.

DFS3091W DBDLIB DOES NOT CONTAIN
dbname

Explanation: The DBD for the database identified by *dbname* was not found in DBDLIB.

System action: Processing terminates.

Programmer response: Correct the error in control statement or DBDLIB, and rerun the job.

DFS3092W DBD *dbname* DOES NOT HAVE HD ACCESS METHOD

Explanation: The DBD identified by *dbname* is not an HDAM or HIDAM database.

System action: Processing terminates.

Programmer response: Correct the error in the control statement, and rerun the job.

DFS3093W DATA SET GROUPS(S) SPECIFIED ON INPUT STATEMENTS DO NOT MATCH DBD *dbname*

Explanation: The data set groups used in the TOAREA input statements are not the same as found in the DBD.

System action: Processing continues until all control statements have been analyzed. Then processing terminates.

Programmer response: Correct the error in the control statement, and rerun the job.

DFS3094W FROMAREA *low block number* TO *high block number* NOT IN ROOT ADDRESSABLE AREA

Explanation: The FROMAREA range specified is not within the root addressable area of this database.

System action: Processing terminates.

Programmer response: Correct the error in the control statement, and rerun the job.

DFS3095W NO RECORDS IN RANGE

Explanation: No records were found in the range specified by user control statement.

System action: Processing terminates.

Programmer response: Correct the error in the control statement, and rerun the job.


DFS3096A INVALID RETURN CODE FROM SVC

Explanation: An error condition was detected by SVC processing.

System action: SURVEYOR is abnormally terminated with abend 0311.

Problem determination: 2, 3, 4, 8, 9, 11, 17a, 18, 19, 35

Related information:

 IMS abend 0311

Chapter 2, "IMS problem determination," on page 13

DFS3097W INPUT KEY LENGTH DOES NOT MATCH DATA BASE KEY LENGTH

Explanation: The length of the keys specified for the KEYRANGE are not the same as the DBD key length.

System action: Processing continues until all control statements have been analyzed. Then processing terminates.

Programmer response: Correct the error in the control statement, and rerun the job.

DFS3098A SURVEYOR IS UNABLE TO LOCATE RECORD AT BEGINNING OF RANGE AND/OR PARTITION BOUNDARY


Explanation: The first key in a FROMAREA range or partition cannot be located. Either significant deletion or insertion activity was occurring at range/partition boundary while Surveyor was running, or there is a database error.

System action: Processing terminates with a user abend 0311.

Programmer response: Check for the possibility of either significant insert/delete activity against the database at the range/partition boundary or a database pointer error. Rerun job when problem is resolved.

Problem determination: 2, 3, 4, 8, 9, 11, 17a, 18, 19, 35

Related information:

 IMS abend 0311

Chapter 2, "IMS problem determination," on page 13

DFS3099W LOW KEY/RBN IS GREATER THAN HIGH KEY/RBN

Explanation: The low key or low block number entered was greater than the high key or block number entered on a FROMAREA, KEYRANGE, or TOAREA statement.

System action: Processing continues until all control statements have been analyzed. Then processing terminates.

Programmer response: Correct the error in the control

statement, and rerun the job.

DFS3100I UNABLE TO START SESSION, NODE *nodename* IN FP INPUT MODE

or

UNABLE TO START SESSION, USER OR NODE IN FP INPUT MODE

Explanation: A session initiation request was refused. The first form of the message is issued by the /OPNDST command processor if a referenced user or node is in Fast Path input mode. The user or node cannot be used to start a session.

The second form of the message is issued by a LOGON or SCIP exit if a session initiation request references a node in Fast Path input mode. The referenced user or node has RCVYFP=NO specified and the Fast Path input is in local mode. In the message text, *nodename* identifies the name of the node in Fast Path input mode.

System action: The command is ignored or the LOGON or SCIP request is denied.

Operator response: Use the /DISPLAY USER or /DISPLAY NODE commands to determine the status of the user or node.

Module: DFSICLQ0, DFSCNXA0

Chapter 66. DFS messages, DFS3101I - DFS3150

This topic contains the following messages:

DFS3101I **MAXIMUM SESSIONS REACHED -**
 NODE *nodename*

or

MAXIMUM SESSIONS REACHED

Explanation: The first form of the message is issued by the /OPNDST command processor. The second form of the message is issued by the LOGON or SCIP exit. Either all available parallel sessions are in use or a single session device is still active. This condition can occur if the half-session is allocated, stopped, or not idle. If a /OPN command was entered, this condition can also occur if OPTION=NOPNDST was specified on the TERMINAL macro.

System action: The command is not run, or a LOGON/REQSESS is denied.

Operator response: Wait until a session becomes available, and reenter the command.

If the problem persists for a single session device, the terminal might be hung in IMS as a result of an internal session cleanup problem. If the terminal remains hung after a VTAM VARY INACT and /CLSDST NODE FORCE, create a console memory dump and report the problem to IBM Software Support. The receipt of this message for many terminals often indicates a more serious system wait, hang, or loop problem. If so, take a console memory dump before bringing the system down.

DFS3102I **UNABLE TO ASSIGN, MSGDEL**
 OPTIONS DO NOT MATCH

Explanation: This message is issued by the /ASSIGN command processor. The MSGDEL options for the user name referred to in the /ASSIGN command do not match.

System action: The command is not run.

Operator response: Reenter the command with a valid value.

DFS3103 **USER IS NOT ALLOCATED**

Explanation: The specified user is not allocated, or the specified dynamic terminal has no user allocated to it.

System action: The command is rejected.

User response: Attempt the command after the user is logged on.

DFS3104 **USER ALLOCATED TO SESSION**

Explanation: The specified users are currently allocated to a "node session" or are in the process of allocation by a /OPNDST command. Therefore, the /ASSIGN or /STOP command is not valid for an allocated user. /DEQUEUE LTERM P1 PURGE is not allowed at this time, since the dequeue might not occur.

System action: The command is rejected.

Operator response: For /ASSIGN or /STOP, wait for the session to terminate, then reenter the command. For /DEQUEUE LTERM P1 PURGE, the user was in the allocation process. When the user is allocated, the /DEQUEUE LTERM P1 PURGE command is accepted if the node half-session is stopped and idle (for example, using /STOP NODE USER).

DFS3105I **USER HAS NO LTERMS**

Explanation: For information and actions, see message DFS3105.

Related information:

DFS3105

DFS3105 **SUBPOOL HAS NO LTERMS - NODE**
 nodename **SUBPOOL** *sbplname*

Explanation: A session initiation request was refused.

The first form of the message is issued by the /OPNDST command processor. It is issued if no logical terminals are currently assigned to the first user specified in the command.

The second form of the message is issued by the LOGON or SCIP exit if an ISC session initiation request references a node and a subpool, and the referenced subpool has no LTERMs associated with it.

System action: The command is ignored or the LOGON/REQSESS request is denied.

DFS3106I **USER KEYWORD IS INVALID**

Explanation: The USER keyword is invalid or inappropriate for the command being entered.

If this IMS system is part of a sysplex using the IMS Resource Manager, the user might be actively on or owned by another IMS system. As a result, the user would not be found on this IMS, even if it was statically defined to this system.

DFS3107I • DFS3111I

System action: The command is ignored.

Operator response: Check the valid syntax and restrictions of the command, noting restrictions of the use of the USER keyword.

Module: DFSICLN0

DFS3107I USER NOT AVAILABLE, IN USE BY /ASSIGN OR /DEQUEUE

Explanation: A session initiation request was refused.

For a detailed explanation and actions, see DFS3107.

Related information:

DFS3107

DFS3107 USER NOT AVAILABLE, IN USE BY /ASSIGN OR /DEQUEUE

or

USER NOT AVAILABLE - NODE *nodename* USER *username*

Explanation: A session initiation request was refused.

The first form of the message is issued by the /OPNDST command processor that referenced a user name that was involved in an assignment with a /ASSIGN command or a dequeue with a /DEQUEUE LTERM P1 PURGE.

The second form of the message is issued by the LOGON or SCIP exit if an ISC session initiation request references an unavailable user.

A user is unavailable if it was STOPPED; is currently referenced by an /ASSIGN, /DEQUEUE, or a /SIGN command; or is currently in use.

System action: The command is ignored or the LOGON/REQSESS request is denied.

Operator response: Enter a /DIS USER command to determine the status of the user. If the user is STOPPED, issue a /START USER command, if appropriate. If the user is the object of an /ASSIGN, /DEQUEUE, or /SIGN command, wait for the command to complete before reentering the /OPN command.

DFS3108I USER KEYWORD PARAMETER IS INVALID OR MISSING

Explanation: The USER keyword parameter was missing, was not a valid name, or was used in an invalid context. The name might be valid, but it might be a duplicate of another entered user name, or a name used with a node name to which the user is not allocated.

If this IMS system is part of a sysplex using the IMS Resource Manager, the user might be actively on or

owned by another IMS system. As a result, the name would not be found on this IMS, even if it was statically defined to the system.

System action: The command is ignored.

Operator response: Check the syntax and restrictions of the command. Use the /DISPLAY ASMT command to note current assignments of users.

Module: DFSICLN0

DFS3109 INVALID NODE TYPE

Explanation: The form of the command entered is not applicable for the node type specified by the command.

System action: The command is ignored.

Operator response: Check the allowable formats and restrictions of the command and rerun the command.

DFS3110I INVALID KEYWORD SEQUENCE

Explanation: The command editor (DFSICL30) detected a command in which the NODE keyword was entered following the USER keyword and its parameters. When both these keywords are used, the user name must be specified *after* the node.

System action: The command is ignored.

Operator response: Resubmit the command with the keywords in the correct sequence.

Module: DFSICLN2, DFSICLN3, DFSICLN4

DFS3111I UNABLE TO START SESSION - NODE *nodename* STOPPED

or

UNABLE TO START SESSION -USER OR NODE STOPPED

Explanation: A session initiation request was refused.

The first form of the message is issued by the /OPNDST command processor if a referenced user or node is STOPPED. The user or node cannot be referenced to start a session.

The second form of the message is issued by the LOGON or SCIP exit if a session initiation request references a STOPPED node.

System action: The command is ignored or the LOGON/REQSESS request is denied.

Operator response: Use the /DISPLAY USER and /DISPLAY NODE commands to determine the status of the user and node.

**DFS3112I USER NOT AVAILABLE, CANNOT
PROCESS COMMAND**

Explanation: The specified user name is already allocated and in session with another node, or is allocated to the specified node, but with a different half-session qualifier than the one specified in the ID= keyword for this command.

System action: The command is ignored.

Operator response: Use the /DISPLAY ASMT USER command to determine if the user name is allocated and the node name to which it is allocated. If the user name is allocated to the same node name specified in the /OPNDST command, then reenter the command with the correct half-session qualifier (ID=). If the user name is allocated to a different node from the one specified in the /OPNDST command, wait until the user name becomes available or enter the /STOP USER command to prevent further allocation when the current allocated session ends.

DFS3113I SESSION ALREADY ACTIVE

Explanation: The NODE and USER parameters in the command specify a LUTYPE6 session that has already been established, or is in the process of being established.

System action: The command is ignored.

Operator response: Use the /DISPLAY NODE USER command to determine the state of the session.

**DFS3114I MULTIPLE NODE PARAMETERS ARE
INVALID**

Explanation: Neither the USER keyword nor the FORCE keyword can be specified if a generic node name, ALL, or range of node names is specified for the NODE keyword in the command.

System action: The command is rejected.

Operator response: Correct the syntax of the command and rerun.

**DFS3115I NODE IN USE, CANNOT PROCESS
COMMAND**

Explanation: The /ASSIGN failed because:

1. When attempting to /ASSIGN the USER back to VTAMPOOL, the half-session node, to which the specified user name is allocated, is in session in conversational mode, preset mode, or response mode; or the half-session node is not stopped and idle.
2. When attempting to /ASSIGN the LTERM or user name to another (target) USER, the half-session node, to which the specified target USER is allocated, is in session or is not idle.

System action: The command is ignored.

Operator response: Respond to the failures as follows:

1. For the first failure mentioned above, issue the /STOP NODE P1 USER P2 command to stop the specified half-session. Use the /DISPLAY NODE USER command to verify that the half-session node is stopped and idle, and reenter the original /ASSIGN command. If the half-session node was in conversational mode, preset mode, or response mode, issue a /START NODE P1 USER P2 command (after the /STOP) to clear those special modes, then issue another /STOP.
2. For the second failure mentioned above, issue the /STOP NODE P1 USER P2 command for the half-session node to which the specified target USER is allocated. Use the /DISPLAY NODE USER command to verify that the half-session node is idle and not in session, and reenter the original /ASSIGN command.

**DFS3116I USER AND TERMINAL MSGDEL
OPTIONS DO NOT MATCH**

Explanation: The user name and terminal message delete options do not match when attempting an /OPNDST NODE USER.

System action: The command is ignored.

Operator response: Select a user name with appropriate message delete options, and reenter the /OPNDST command.

**DFS3117 SESSION NOT ACTIVE, CANNOT
DEQUEUE**

Explanation: The /DEQUEUE command was entered without the PURGE keyword, but no session was active that involved the specified node and user names (and LTERM, if used), or specified LTERM.

System action: The command is ignored.

Operator response: Determine whether the PURGE keyword should be used. The /DISPLAY NODE P1 or /DISPLAY ASSIGNMENT LTERM P1 command can be used to determine what sessions are active.

**DFS3118 MESSAGE CANNOT BE PROCESSED
SYNCHRONOUSLY**

Explanation: The message cannot be processed synchronously. It must follow one of the following modes.

- Test mode
- Command
- Conversational transaction
- Response mode

System action: The session is terminated. An IMS Log Record with an ID of CVCT containing pertinent information was produced.

System programmer response: Either change the destination type to one of the above, or change the

DFS3119I • DFS3124A

ATTACH to asynchronous form.

Problem determination: 1, 5, 6, 14

Related information:

Chapter 2, "IMS problem determination," on page 13

DFS3119I NO USERS ARE ALLOCATED TO NODE

Explanation: The command specified the NODE keyword and the USER keyword with parameter ALL, but no user names are currently allocated to the specified node, or the node is not in the system.

System action: The command is ignored.


DFS3120I MSC IN SYSTEM BUT DFSCMR00 NOT AVAILABLE

Explanation: During IMS restart, module DFSCRM00 is needed to reinstate the MSC control blocks but it is not available.

System action: This message will be followed by an IMS 3120 abend.

Programmer response: Make sure that DFSCMR00 is linked into DFSRST00 load module.

Related information:

 IMS abend 3120

DFS3121A LOGICAL COPY COMPLETE FOR GROUP|DB/AREA *groupname* | *dbname* - *n* OF *m* DATA SETS FAILED

Explanation: See explanation under DFS3121I.

Related information:

DFS3121I

DFS3121I COPIED DB/AREA *dbname* DDN *ddname* DSN *dsname*

Explanation: This message is issued by the Database Image Copy 2 utility (DFSUDMT0) when image copy processing for the database data sets contained in the identified group, database, or area is logically complete. If a group name was specified as input to the utility, the message identifies the group. Otherwise, one DFS3121A message is issued for each database or area for which data sets are being copied.

n The number of data sets for which image copy processing failed.

m The total number of data sets to be copied by this run of the utility.

DFS3121I messages identify the individual database data sets for which the image copies are now logically complete.

System action: The utility continues processing. When

the image copies are physically complete, they are recorded in the RECON data set.

Programmer response: If you stopped update processing for the data group, database, or area with a /DBD or /DBR command to run the utility with the exclusive (X) option, you can now resume update processing by issuing a /START DATAGROUP, UPDATE DATAGRP START(ACCESS), /START DB, UPDATE DB START(ACCESS), /START AREA or UPDATE AREA START(ACCESS) command.

Module: DFSUDUI1

Related information:

"DFS3121A"

DFS3122A LOGICAL COPY FAILED FOR DB/AREA *dbname* DDN *ddname* DSN *dsname*

Explanation: DFSMSDss notified the Database Image Copy 2 utility (DFSUDMT0) that the attempt to initialize a concurrent copy session for the named data set was unsuccessful. For more information about the failure, see the ADR734I message and other ADR*nnnn* messages that were issued by DFSMSDss.

System action: Image copy processing fails for the database data set named in the message. The utility terminates unless there are other database data sets for which image copy processing has not completed.

Operator response: See the ADR*nnnn* messages that were issued by DFSMSDss to determine how to correct the problem. See *z/OS MVS System Messages Vol 1* (SA22-7631) for a description of ADR messages.

If the data set is not on hardware that supports the concurrent copy function, or if you do not want to use concurrent copy, use the Database Image Copy utility (DFSUDMP0) to create the image copy.

Module: DFSUDUI1

Related reference:

 z/OS: ADR734I

DFS3124A DBRC IS REQUIRED TO EXECUTE THIS UTILITY

Explanation: The Database Image Copy 2 utility (DFSUDMT0) must be run with DBRC present, but DBRC=Y was not specified for this execution.

System action: The utility terminates.

Programmer response: Specify DBRC=Y in the execution parameters and rerun the job.

Module: DFSUDMT0

DFS3125A PRIMER SAMPLE TEST, REPLY CONT, LOOP, ABEND OR CANCEL JOB

Explanation: This message is issued by sample program DFS0AER. Using a batch or online transaction, the user requested operator intervention for synchronization of a recovery test. A write to z/OS operator with reply (WTOR) is used. This action provides an environment to forcibly terminate the application program or system, or both, in order to test recovery procedures.

System action: None.

Operator response: As requested by user. Reply CONT to continue, ABEND to cause abnormal termination, LOOP to cause a program loop, or cancel the job using the z/OS CANCEL command.

DFS3126W RDS DATA SET REFORMAT REQUIRED DURING NEXT RESTART

Explanation: A write error occurred on the restart data set (RDS) during a checkpoint. The operation continues because the RDS data set is not required during online execution except to save information needed for the next restart. However, the next restart will access the disk log to obtain information to restart the system. At this time a reformat of the RDS data set must be done.

System action: The operation continues, but the system will stop logging data to the RDS data set. The system will shut down normally when instructed to do so.

Programmer response: Check the allocation of the restart data set. The RDS allocation needs to be large enough to contain at least 90 blocks reserved for RDS1 components BCPT, RRE, SIDX, and LCRE.

During the next restart of the system, reformat the RDS data set by specifying FORMAT RS in the restart command. If this problem persists, you must perform a scratch, reallocation, and reformat of the RDS.

DFS3127I READ|WRITE ERROR OCCURRED ON THE RESTART DATA SET xxxxxx

Explanation: An error occurred while attempting to read or write the restart data set (RDS), or during or after an IMS checkpoint.

The variable xxxxxx has one of the following values:

IMSRDS

The error occurred on the data set defined by the IMSRDS DD statement.

IMSRDS2

The error occurred on the data set defined by the IMSRDS2 DD statement.

System action: If a read error occurred, IMS terminates the restart. If a write error occurred, IMS continues processing.

Operator response: Check the allocation of the restart

data set. The RDS allocation needs to be large enough to contain at least 90 blocks reserved for RDS1 components BCPT, RRE, SIDX, and LCRE.

For a read error, delete and reallocate the RDS; then retry the restart by specifying FORMAT RS.

For a read error in the Fast Database Recovery region, terminate the active IMS, scratch and reallocate the RDS, and restart IMS by specifying FORMAT RS. Then start the Fast Database Recovery region.

For a persistent write error, terminate IMS, scratch and reallocate the RDS, and restart IMS by specifying FORMAT RS. For the appropriate recovery actions in an XRF environment, see *IMS Version 13 System Administration*.

DFS3128A OPEN FAILED ON RESTART DATA SET, xxxxxxxx.

Explanation: OSAM was unable to open the restart data set. The variable xxxxxxxx has one of the following values:

IMSRDS

The error occurred on the data set defined by the IMSRDS DD statement.

IMSRDS2

The error occurred on the data set defined by the IMSRDS2 DD statement.

IMSRDS2 NOT DEFINED

The IMSRDS2 DD statement is invalid or missing.

System action: If an XRF alternate system is being started, abend U0970 with RC=1 occurs. If this message is issued by the Fast Database Recovery region, abend 0574 occurs. Any other IMS start terminates, and IMS waits for another /START command.

Operator response: (master terminal) See the Programmer response for the appropriate action.

Programmer response: If the problem is not in the system hardware or software (for example, the JCL is in error or the data set is not formatted), the restart data set must be reallocated. The subsequent IMS must format the restart data set. In an XRF and Fast Database Recovery environment, only the active system can format the restart data set.

Problem determination: 1, 2, 3, 4, 35

Related information:

Chapter 2, "IMS problem determination," on page 13

DFS3129I RUNNING IN SHARED QUEUES ENVIRONMENT - BUILDQ PARAMETER IGNORED

Explanation: The online system is being started with a command that included the BUILDQ parameter; however, the system is running in the shared queues

DFS3130I • DFS3136I

environment. The BUILDQ parameter has no meaning in a shared queues environment.

System action: The BUILDQ parameter is ignored, and the restart process continues.

Module: DFSRBCP0

DFS3130I ABEND 970 SCHEDULED RC=01 *yyy*

or

ABEND 970 SCHEDULED RC=*xx*

Explanation: The first form of the message is issued when IMS abend 0970 is scheduled. The contents of register 10 are displayed in field *xx*. The second form is issued when abend 0970 is scheduled, and register 10 contains 01. Field *yyy* contains an AWE return code that is documented in the 0970 information.

System action: The system abnormally terminates with abend 0970.

Related information:

➡ IMS abend 0970

DFS3131A A COLD START OR EMERGENCY
RESTART REQUIRED

Explanation: A normal restart command was submitted, but the system was not terminated after a shutdown checkpoint command, or the system was never started cold. The originating module is DFSRBCP0.

System action: IMS waits for another restart command.

Operator response: (master terminal) Enter either a cold start or emergency restart command with appropriate parameters.

Module: DFSRBCP0

DFS3132A CANNOT BUILDQ. SHUTDOWN WAS
FREEZE.

Explanation: Normal restart command parameter for BUILDQ was specified, but system was not terminated with a memory dump of the message queues. Originating module is DFSRBCP0.

System action: IMS waits for another restart command.

Master terminal operator response: Enter the restart command with appropriate parameters.

DFS3133 FATAL DFSMS ERROR DURING
RESTORE PROCESSING

Explanation: The DFSMS restore of a data set failed.

System action: The system abnormally terminates with abend 0225.

Programmer response: To determine the cause of the failure, see the DFSMS ADR*nnnn* messages.

Module: DFSURDB0

Related reference:

➡ z/OS: ADR messages

Related information:

➡ IMS abend 0225

DFS3135A KSDS DEFINITION DOES NOT
ALLOW IMAGE COPY CONCURRENT
WITH UPDATE ACCESS

or

KSDS DEFINITION DOES NOT ALLOW IMAGE
COPY ONLINE FAST REPLICATION WITH UPDATE
ACCESS

Explanation: A control statement supplied to the Database Image Copy 2 utility (DFSUDMT0) tried to take an image copy of a KSDS data set using concurrent copy or fast replication, and that update access to the data set is allowed (S was specified in column 58 or defaulted to). However, the DEFINE CLUSTER attribute, BWO(TYPEIMS), was not specified for the KSDS.

System action: Message DFS3144A with reason code 0C is also issued to identify the database data set for which image copy processing has failed. The utility terminates unless there are other database data sets for which image copy processing has not completed.

System programmer response: Review the option specified on the control statement for the KSDS. If image copy processing concurrent with updating or with fast replication is to be allowed, notify the database administrator that the access method services (IDCAMS) ALTER command must be used to specify BWO(TYPEIMS) for the data set. See *DFSMS/MVS Access Method Services for ICF* (SC26-4906).

Module: DFSUDUI1

Related information:

“DFS3144A” on page 652

DFS3136I NORMAL RESTART IN PROCESS

Explanation: IMS has determined that normal restart is required under the automatic restart option.

System action: IMS proceeds with normal restart.

Originating module is DFSRBCP0.

Master terminal operator response: None required.

DFS3137I EMERGENCY RESTART IN PROCESS

Explanation: IMS has determined that emergency restart is required under the automatic restart option.

System action: IMS proceeds with emergency restart.

DFS3138I INSUFFICIENT PSB|PSBW POOL SPACE


Explanation: An XRF alternate system or a Fast Database Recovery region tried to schedule a PSB while tracking the active system. The schedule failed because of insufficient pool space.

System action: The system terminates with abend 0593.

Programmer response: Increase the PSB pool space to at least equal that of the active system.

Problem determination: 1, 4, 5, 35

Related information:

 IMS abend 0593

Chapter 2, "IMS problem determination," on page 13

DFS3139 IMS (DCCTL) INITIALIZED, AUTOMATIC RESTART PROCEEDING

Explanation: Automatic restart option selected. If (DCCTL) is displayed in the message, the DCCTL environment has been initialized.

System action: The system waits for reply to continue IMS normal or emergency restart, as appropriate.

Operator response: (master terminal) Respond with any appropriate installation-defined reply. The reply is not processed.

DFS3140A SDEP SCAN UTILITY FAILED DUE TO INDOUBT SEGMENT IN THE SCAN RANGE

or

SDEP UTILITY FAILED DUE TO IN-DOUBT SEGMENT IN UTILITY RANGE

or

SDEP DELETE UTILITY FAILED DUE TO IN-DOUBT SEGMENT IN DELETE RANGE

Explanation: The DEDB Sequential Dependent Scan utility found an in-doubt segment in the range of segments requested to be scanned.

For the SDEP UTILITY FAILED DUE TO IN-DOUBT SEGMENT

IN UTILITY RANGE version of this message, the DEDB Sequential Dependent utility found an in-doubt segment in the range of segments requested to be scanned or deleted and the command INDOUBT was not specified as a utility control statement. Only aborted and committed SDEP segments can be scanned or deleted. They will be skipped if INDOUBT is specified.

For the SDEP DELETE UTILITY FAILED DUE TO IN-DOUBT SEGMENT IN DELETE RANGE version of this message, the DEDB Sequential Dependent Delete utility found an in-doubt segment in the range of segments requested to be deleted. Only aborted and committed SDEP segments can be deleted.

System action: The utility terminates.

User response: If you are prevented from scanning segments, the optional parameter INDOUBT must be included in the SYSIN record and a SCANIDT data set specified for in-doubt segment output. An in-doubt segment cannot be deleted, so RBAs in SCANIDT will need to be resolved if they are intended to be deleted after scan.

If you are prevented from scanning or deleting segments because of an old unresolved segment, you should resolve the segment. After you resolve the segment and write it to the database, you can scan or delete the segment.

Module: DBFUMDL0, DBFUMRT0, DBFUMSC0, DBFUMMS0

DFS3141A PHYSICAL COPY COMPLETE FOR GROUP|DB/AREA *groupname*|*dbname* - *n* OF *m* DATA SETS FAILED

Explanation: See the explanation under DFS3141I.

Related information:

"DFS3141I"

DFS3141I COPIED DB/AREA *dbname* DDN *ddname* DSN *dsname*

Explanation: The DFS3141A message is issued by the Database Image Copy 2 utility (DFSUDMT0) when image copy processing for the database data sets contained in the identified group, database, or area is physically complete. If a group name was specified as input to the utility, then *groupname* identifies the group. Otherwise one DFS3141A message is issued for each database or area for which data sets were copied.

DFS3141I messages identify the individual database data sets that were successfully copied.

In the message text:

groupname

The name specified on the group name control statement. Image copies for all database data sets being copied are physically complete.

dbname The name of a database or area for which image copies are physically complete.

n The number of data sets for which image copy processing failed.

m The total number of data sets to be copied by this execution of the utility.

ddname The ddname or area name for the data set that was copied.

dsname The data set that was copied.

System action: All image copies for the group, database, or area were recorded in the RECON. The utility continues processing if there are other data sets still being processed.

Programmer response: If you stopped update processing for the data group, database, or area with a /DBD or /DBR command to run the utility with the exclusive (X) option, you can resume update processing by issuing a /START DATAGROUP, UPDATE DATAGRP START(Access), /START DATABASE, UPDATE DB START(Access), /START AREA, or UPDATE AREA START(Access) command.

Module: DFSUDUI1

Related information:
"DFS3141A" on page 651

DFS3142I DFSMSDSS MESSAGE ADR974I WAS ISSUED FOR DB *dbname* DDN *ddname* DSN *dsname*

Explanation: The Database Image Copy 2 utility (DFSUDMT0) issues this message to the system console when it is notified that DFSMSdss is writing an ADR974I message.

System action: The utility continues processing.

System programmer response: See *z/OS MVS System Messages Vol 1* (SA22-7631) for a description of the ADR974I message. You should verify that the identified data set is good.

Module: DFSUDUI1

Related reference:

 z/OS: ADR974I

DFS3143A SAME DATASET ("S") SPECIFICATION ERROR.

Explanation: The utility control statements supplied for the Database Image Copy 2 utility contains one of the following syntax errors:

- More than 255 database data sets were specified to be copied to the same output data set. The maximum is 255.
- The **Same Data Set (S)** option was specified, but there is no previous control statement specifying the output data set(s).

System action: The utility terminates with a return code of 16.

System programmer response: Correct the utility control statements before rerunning the utility. The first control statement specifying the Same Data Set option must be preceded by a control statement that specifies the output ddnames. Specify no more than 255 database data sets to be copied to the same output data set(s).

Problem determination: 2, 3

Module: DFSUDMT0

Related information:
Chapter 2, "IMS problem determination," on page 13


DFS3144A IMAGE COPY PROCESSING FAILED FOR DB/AREA *dbname* DDN *ddname*, REASON = *mm*

Explanation: The Database Image Copy 2 utility was unable to create an image copy for the specified database data set or area.

(*mm*) is one of the following reason codes:

Reason code

Reason code	Meaning
01	DBRC AUTH request failed. The request to DBRC for database authorization failed.
02	DBRC INIT request failed. The INIT request to DBRC for image copy processing failed. See the DSP message that was also issued.
03	Input DD statement is missing. A DD statement for the database data set was not supplied.
04	Output DD statement is missing. A DD statement for an image copy output data set was not supplied.
05	The area data set has Error Queue Elements (EQEs). EQEs exist for all area data sets for the identified area. See the DFS3726A message that was also issued.
06	The DFSMSdss DUMP initialization failed. DFSMSdss did not schedule a memory dump task for the dump command for this database data set. See the DFSMSdss ADR messages issues for the dump command.
07	No VOLSER for the image copy data set. DFSMSdss has notified the utility of successful completion for the database data set, however, during dump processing, volume serial numbers for the output data sets were not received from DFSMSdss.
08	Invalid VOLSER for image copy data set.

- An output volume serial number received from DFSMSdss is invalid. An abend U0225 with subcode 4 was issued. See the abend description.
- 09** Fast Path error was detected.
- The Fast Path image copy module set an unexpected return code during image copy processing. See the error message issued for the Fast Path area.
- 0A** Attempt to copy KSDS concurrent with update access failed.
- A concurrent copy session for a fuzzy KSDS image copy was not successfully initialized. See the DFS3145A message that was also issued.
- 0B** Database/area is not registered with DBRC.
- The identified database or area is not registered with DBRC.
- 0C** BWO(TYPEIMS) was not specified for KSDS.
- A fuzzy image copy of a KSDS data set was requested, however, BWO(TYPEIMS) was not defined for KSDS. See the DFS3135A message that was also issued.
- 0D** DBRC EOD request failed.
- The EOD request to DBRC for image copy processing failed. See the DSP message that was also issued.
- 0E** I/O error on image copy data set.
- The last or only image copy output data set has experienced an I/O error.
- 0F** DFSMSdss DUMP processing failed.
- The data set complete notification from DFSMSdss indicated that the data set was not successfully dumped. See the DFSMSdss ADR messages to determine the cause of the failure.
- 10** Dynamic allocation error.
- Dynamic allocation for the database data set failed.
- 11** Unauthorization failed.
- The request to DBRC to unauthorize a database or area failed.
- 12** UIM abend or unexpected DFSMSdss processing.
- Either an abend occurred in the user interaction module (UIM), DFSUDUI1, during DFSMSdss dump command processing, or dump command processing ended without the UIM being driven for data set complete notification. If there was no abend, check the DFSMSdss ADR messages for this dump command.
- You might encounter this code when a DFSMS server is going into QUIESCE mode. You can suppress this code in these situations by configuring a DFSMS server which does not shut down.
- 13** Output data set was not successfully closed.
- Close was unsuccessful or was not attempted for the primary or secondary image copy data set. A DFS0300I message was issued for the data set. Because the data set was not successfully closed, it might be unusable. Image copy processing fails for the DBDS because there is no valid image copy to record in the RECON.
- 14** The system created a list of the volumes that are candidates for copying. However, no volume could be found in the list that fulfilled the requirements for DFSMSdss fast replication.
- System action:** The utility continues processing if there are other database data sets that are being copied that have not completed. The return code for this run of the utility is 8 or higher.
- For reason code 14, utility processing terminates with return code 16.
- System programmer response:** Correct the problem indicated and submit another Database Image Copy 2 job to copy the database data set. For reason codes 07, 08, and 12 (with abend), contact IBM Software Support for assistance if you are unable to resolve the problem.
- Module:** DFSUDMT0, DFSUDUI1, DFSUDMT1
- Related information:**
- “DFS0300I” on page 84
- “DFS3145A”
- “DFS3726A” on page 814
-  IMS abend 0225

**DFS3145A ATTEMPT TO COPY KSDS
CONCURRENT WITH UPDATE
ACCESS FAILED**

Explanation: A control statement supplied to the Database Image Copy 2 utility (DFSUDMT0) specified that a KSDS data set was to be copied concurrent with update access (S was specified or defaulted to in column 58). However, because of current update activity to the data set, a concurrent copy session required to copy the data set was not successfully initialized. If the KSDS was the only data set being copied, this utility attempted the DFSMSdss dump operation several times before issuing this message.

System action: Message DFS3144A with reason code 0A is also issued to identify the database data set for which image copy processing has failed. The utility terminates unless there are other database data sets for which image copy processing has not completed.

Operator response: The condition encountered might

be momentary. Retry image copy processing for the KSDS after an appropriate amount of time.

Module: DFSUDUI1

Related information:

“DFS3144A” on page 652

DFS3146A READJFCB FAILED FOR DD *ddname*

Explanation: The Database Recovery utility (DFSURDB0) cannot continue recovery processing of the Fast Path area data set because there is no matching DD statement in the JCL for the identified DD name.

System action: The utility terminates.

Operator response: Use the LIST.ADS command to obtain a current list of ADDN/ADSN pairs and change the JCL accordingly.

Module: DFSURTO0

DFS3147A ATTEMPT TO READ THE CATALOG FAILED FOR DBDS *dbdsname*

Explanation: An attempt was made to read the catalog entry for the indicated *dbdsname* to determine the volume serial numbers associated with this dataset, but the attempt to read the catalog failed.

System action: Processing is terminated. The return code for the utility is 16.

System programmer response: Make sure that the data set is cataloged and resubmit the job.

Module: DFSURFR0

DFS3148A DATABASE *dbname* IS NOT REGISTERED WITH DBRC

Explanation: The Database Image Copy 2 utility (DFSUDMT0) cannot process the named database or area because it is not registered with DBRC. An invalid *dbname* supplied in the JCL will also cause DBRC to return a “not registered” indication, since it does not match the RECON.

System action: DFS3144A messages with reason code 0B are also issued to identify the database data sets for which image copy processing has failed. The utility terminates unless there are other database data sets for which image copy processing has not completed.

Operator response: Use the appropriate commands (for example, INIT.DB) to register the database or area before retrying image copy processing or use the Database Image Copy utility (DFSUDMP0) to create the image copy.

Module: DFSUDMT0

Related information:

“DFS3144A” on page 652

DFS3149A DFSUDMT0 CANNOT BE RUN IN STAND-ALONE MODE

Explanation: The Database Image Copy 2 utility (DFSUDMT0) must be executed using the region controller (DFSRRCC00).

System action: The Database Image Copy 2 utility (DFSUDMT0) terminates abnormally.

Operator response: Change the EXEC statement to execute PGM=DFSRRCC00 with appropriate parameters for the utility job, and resubmit the job.

Module: DFSUDMT0

DFS3150 UNABLE TO LOCATE/FREE RESTART COMMAND BUFFER

Explanation: IMS restart rebuilds the condensed command by accumulating type X'02' log record segments in the restart command buffer before reprocessing the command. IMS was unable to locate the required restart command buffer during accumulation of the type X'02' log records, or was unable to free a buffer upon completion of restart processing.

System action: Either restart does not reprocess the logged command, or does not free the restart command buffer.

Operator response: Notify the system programmer that this error occurred.

Programmer response: To determine what to do, read the “IMS Problem Determination” topic for the numbers listed below.

Problem determination: 6, 36, 37

Related information:

Chapter 2, “IMS problem determination,” on page 13

Chapter 67. DFS messages, DFS3151 - DFS3200

This topic contains the following messages:

DFS3151 UNABLE TO OBTAIN STORAGE FOR RESTART COMMAND BUFFER

Explanation: IMS restart rebuilds the condensed command by accumulating type X'02' log record segments in the restart command buffer. Restart was unable to obtain storage from the WKAP (MAIN) pool for this buffer.

System action: The command to be reprocessed at restart is ignored.

Operator response: Enter the command /DIS POOL MAIN, save the console listing with the response, and notify the system programmer.

Programmer response: To determine what to do, read the "IMS Problem Determination" topic for the numbers listed below.

Problem determination: 6, 36

Related information:

Chapter 2, "IMS problem determination," on page 13

DFS3152 CONDENSED COMMAND BUFFER TOO SMALL FOR COMMAND

Explanation: While building the condensed command, IMS discovered that the buffer was too small to contain the command input. This is an internal IMS error caused by IMS miscalculating the amount of storage needed for the condensed command buffer.

System action: The command is ignored.

Operator response: Note the command that caused this error message to be issued, and notify the system programmer.

Programmer response: To determine what to do, read "IMS problem determination" for the numbers listed below.

Problem determination: 6, 36

Related information:

Chapter 2, "IMS problem determination," on page 13

DFS3153 CONDENSED COMMAND BUFFER EXCEEDS LIMIT

Explanation: Expansion of the ALL parameter or an inclusive parameter caused the condensed command buffer to exceed the allowable maximum.

System action: The command is ignored.

Operator response: Reenter the command as multiple commands. For example, reenter /DISPLAY LINE ALL as two commands: /DISPLAY LINE 1-1000 and /DISPLAY LINE 1001-2000.

DFS3154E CONDENSED BUFFER FOR COMMAND xxx REMAINS AT THE END OF RESTART

Explanation: IMS restart rebuilds the condensed command by accumulating type X'02' log records in the restart command buffer. After the command is reprocessed, the restart buffer is freed. At the end of restart, the restart command buffer for command xxx remained, indicating that the log did not contain all the type X'02' log record segments required for the command.

System action: Command xxx is not reprocessed during restart.

Operator response: Notify the system programmer that this error occurred.

Programmer response: To determine what to do, read "IMS problem determination" for the numbers listed below.

Problem determination: 6, 35, 36

Related information:

Chapter 2, "IMS problem determination," on page 13

DFS3155A AREA DATA SET NOT FOUND ADSN= *dsname* AREA NAME= *areaname* DDNAME= *ddname* REASON= *rc*

Explanation: The Database Recovery utility (DFSURDB0) was unable to recover the area data set (ADS) identified in the message. The hexadecimal reason code is:

8 A data set name from the input data set was found in the ADS list in the RECON, but the area data set was not preallocated.

System action: The execution is terminated with an error code.

Operator response: For reason code 4, use the DBRC command, INIT.ADS, to add the data set name to the ADS list. Then run the GENJCL.RECOV command again.

For reason code 8, allocate the data set using IDCAMS and run the GENJCL.RECOV command again.

Module: DFSURUI0

DFS3156I RESTORING ADDN= *ddname* ADSN= *dsname* FROM INPUT COPY DATA SET

Explanation: The Database Recovery utility used the ADDN and ADSN in the message as the target data set. This ADDN and ADSN from the input copy data set matches the ADS list in the RECON data set for the DEDB ADS being recovered. These might be different from the ADDN and ADSN in the JCL because the data set named in the messages was found by searching the ICF catalog to determine if ADSN was preallocated. The named ADDN and ADSN are recorded in the RECON data set as available when the Data Base Recovery utility completes normally.

System action: The Data Base Recovery utility continues.

Module: DFSURUI0

DFS3157A IMAGE COPY FOR AREA *areaname* NOT FOUND ON INPUT DATA SET

Explanation: The Database Recovery utility (DFSURDB0) was unable to recover the indicated area because an image copy for the area was not found on the input data set.

System action: The utility terminates.

Operator response: If the area uses multiple area data sets (MADS) and the area data set (ADS) that was copied to the image copy data set is no longer defined in the RECON, redefine that ADS and add it to the ADS list in the RECON before rerunning the utility. Otherwise, rerun the utility with the correct image copy data set specified.

Module: DFSURUI0

DFS3158A INVALID IMAGE COPY CONTROL STATEMENT SYNTAX, REASON=*nn*

Explanation: A control statement for the Database Image Copy 2 utility (DFSUDMT0) is invalid. This message follows messages DFS310A and DFS391E. The control statement is invalid for one of the following reasons:

Codes

Explanation

- 01** An invalid combination of replication options was found for a full-function non-HALDB database or HALDB partition must use the same image copy option: DFSMS fast replication or DFSMS concurrent copy.
- 02** DFSMS fast replication does not support the same data set option.
- 03** The SET PATCH control statement contained syntax errors.
- 04** An invalid number of copies was specified.

- 05** An invalid value for position 3 (the time stamp specification for the low-level qualifier) was specified in the HLQ specification statement.
- 07** Neither a high-level qualifier in the HLQ specification statement nor an OUTPUT *ddname* in the DBDS SELECT statement was specified.
- 08** The GROUP statement must be the first statement specified, but it was specified as the second or subsequent statement.
- 09** The generated output data set name exceeded 44 characters or contained an invalid qualifier.
- 10** The high-level qualifier (HLQ) of the output data set name specified in columns 4 - 29 on the HLQ specification statement is in error. The error could be the result one of the following causes:
 - The output data set name high-level qualifier was not syntactically correct for a data set high-level qualifier.
 - You specified a Y in column 3 of the HLQ specification statement, indicating that a time stamp be appended to the output data set name. However, the total length for the output data set name exceeds 44 characters.
- 11** You specified an H in column 63 of a DBDS select statement, indicating that an image copy data set high-level qualifier is specified on a subsequent HLQ specification statement. However, this statement did not directly follow the DBDS select statement.

System action: Control statement processing terminates with utility return code 16.

System programmer response: Correct the problem and submit another Database Image Copy 2 utility job to copy the database data set.

Module: DFSUDMT1

DFS3160I IMS CMD=*xxxxxxxxxxxxxxxx*

Explanation: An informational message issued by IMS Adapter for REXX, when the IMSRXTRC level is greater than 0. Show environment command being executed. A maximum of 65 command characters are shown.

System action: None.

DFS3161I *eeeeeeee* Call=*xxxx* RC=*yyyy*
Reason=*zzzz*[Status="*xx*"]

Explanation: An informational message issued by IMS Adapter for REXX, when the IMSRXTRC level is greater than 0. Show last status from the *eeeeeeee* environment, where *eeeeeeee* is either REXXTDLI or REXXIMS. The *eeeeeeee* value will be REXXTDLI or REXXIMS.

System action: None.

DFS3162E **Parm=xx Invalid on eeeeeee Command**
"yyyyyyyy"

Explanation: A syntax error while running EXEC with IMS Adapter for REXX was encountered. You provided an invalid parameter on eeeeeee environment command. The xx value represents the parameter in error, where 1 is the first parameter after the command. For example, if the PCB parameter is invalid, the xx value would be 1 for DL/I calls.

The eeeeeee value is either REXXTDLI or REXXIMS. In the message text, yyyyyyyy identifies the IMS command you issued.

System action: Environment command is not executed; however, EXEC execution continues with a -5 return code from the command.

Programmer response: Verify parameters and correct application.

DFS3163E **Excess Parameters on eeeeeee Command**
"xxxxxxxx"

Explanation: Syntax Error while running EXEC with IMS Adapter for REXX. Invalid number of parameters on eeeeeee environment command. The eeeeeee value will be either REXXTDLI or REXXIMS.

System action: No processing is done. EXEC execution continues with a -8 return code from the call/command.

Programmer response: Verify parameters using IMS Adapter for REXX Reference Materials and correct application.

DFS3164E **Unknown eeeeeee Command: xxxxxxxx**

Explanation: A syntax error was encountered while running EXEC with IMS Adapter for REXX. The command xxxxxxxx was not recognized by the Language Environment eeeeeee. Possible reasons for nonrecognition include:

- The command should be issued to REXXIMS and not REXXTDLI.
- The command should be issued to z/OS environment.
- The command was misspelled.

In the message text, eeeeeee can be one of the following values:

REXXTDLI
REXXIMS

System action: No processing is done. EXEC execution continues with a -3 return code from the call/command.

Programmer response: Correct the application EXEC issuing the unrecognized command.

DFS3165E **Invalid Parameter to Function REXXIMS**

Explanation: Syntax error occurred while running EXEC with IMS Adapter for REXX. Invalid function parameters were passed on the REXXIMS function call.

System action: An invalid function call is signaled to the REXX interpreter where it processes the condition appropriately.

Programmer response: Verify usage of REXXIMS function call. If problem persists, verify that you are in an IMS Adapter for REXX environment by issuing the following command and getting a return code 0.

Address MVS 'SUBCOM REXXIMS'

DFS3166I **Var-f:vvvv=(llll):xxxx**

Explanation: An informational message issued by IMS Adapter for REXX, when the IMSRXTRC level is greater than 1 for set/drop or IMSRXTRC greater than 2 for fetch. Show REXX variable manipulation by REXXTDLI or REXXIMS. Function F will be f, s or d for Fetch, Store, or Drop. The first 12 characters of variable name is shown in the vvvv field. The LLLL value is the length of the contents. Up to the first 40 characters are shown in the xxxx field. For the F=d (drop) case, the llll and xxxx fields are not shown. If the variable was not initialized and it was specified in a MAPPUT then it is "Skipped" and that form of the message is given.

System action: None.

DFS3167E **Var:vvvvvvvvvvvv Too Long, Max=yyyy**

Explanation: Syntax error occurred while running EXEC with IMS Adapter for REXX. Variable/Parameter length is invalid for variable vvvvvvvvvvvv. The maximum allowed length is yyyy.

System action: Variable manipulation is aborted. EXEC execution continues with a -7 return code from the call/command.

Programmer response: Determine failing line by prior messages or by turning on REXX tracing,

TRACE "R"

for diagnosis.

DFS3168E **EXECCOMM VAR=vvvvvvvvvvvv**
RCODE=xxxxxxxx

Explanation: Syntax error occurred while running EXEC with IMS Adapter for REXX. This is an unexpected error that occurred while manipulating REXX variable through the IRXEXCOM interface.

System action: Variable manipulation is aborted. EXEC execution continues with a -6 return code from the call/command.

System programmer response: If you cannot resolve

DFS3169E • DFS3175E

the problem, look up the return code on IRXSUBCM in *TSO/E REXX/MVS Reference*.

Programmer response: Verify that variable *vvvvvvvvvvvv* is a proper REXX variable. Verify that the value to be assigned does not exceed 32K.

DFS3169E Invalid Token Name: xxxxxxxx

Explanation: Syntax error occurred while running EXEC with IMS Adapter for REXX. Error in EXEC on STORAGE type statement or DL/I call specifying a token name. Invalid token names are those of less than 1 or more than 16 characters in length.

System action: Variable manipulation is aborted. EXEC execution continues with a -9 return code from the call/command.

Programmer response: Correct the token name.

DFS3170E Invalid Map Definition: xxxxxxxx at offset yyyy

Explanation: Data Mapping error while running EXEC with IMS Adapter for REXX. Error in EXEC on MAPDEF statement for map xxxxxxxx in actual definition variable at the yyyy offset in the message.

System action: Variable manipulation is aborted. EXEC execution continues with a -10 return code from the call/command.

Programmer response: Examine the mapping input and correct the application error. The yyyy value is a character offset in the original map definition string.

DFS3171E Invalid Map Name: xxxxxxxx

Explanation: Data Mapping error while running EXEC with IMS Adapter for REXX. Error in EXEC on MAP type statement or DL/I call specifying a map name. Invalid map names are those of less than 1 or more than 16 characters in length.

System action: Variable manipulation is aborted. EXEC execution continues with a -10 return code from the call/command.

Programmer response: Correct the map name.

DFS3172I Invalid MAPGET Var: xxxx Map: yyyyyyyyyy

Explanation: Data Mapping error while running EXEC with IMS Adapter for REXX. Error in EXEC on MAPGET statement or DL/I "GET" call while decoding/extracting variable xxxx in map yyyyyyyyyy. Common causes include when the Map defined is larger than the input segment to the map and data conversion error of packed or zoned decimal.

System action: Program continues. The failing variable's value is dropped. (See *IMS Version 13*

Application Programming APIs for more details).

Programmer response: Correct application and verify mapping definition (MAPDEF).

DFS3173E Invalid MAPPUT Var: xxxxxxxx Map: yyyyyyyyyy

Explanation: Data Mapping error while running EXEC with IMS Adapter for REXX. Error in EXEC on MAPPUT statement or DL/I "PUT" call packing/concatenating variable yyyy in map xxxxxxxx. Common cause is Map data, when packaged, is larger than output segment/buffer.

System action: Variable manipulation is aborted. EXEC execution continues with a -10 return code from the call/command.

Programmer response: Correct application, verify correct variable spelling.

DFS3174A INVALID DATABASE RECOVERY UTILITY CONTROL STATEMENT SYNTAX, REASON=nn

Explanation: A control statement for the Database Recovery utility (DFSURDB0) is invalid for the following reason:

- 01 The Database Recovery utility must retrieve the database data set name from DBRC, but DBRC is not active.

System action: Control statement processing terminated with a utility return code of 8.

System programmer response: Correct the problem and resubmit the job.

Module:

DFS3175E AN MSC CSLSCMSG REQUEST FAILED, active_process, RETCODE = rc, RSNCODE = rsn, LOSTSESS = cause, MODULE = m, LINK = mnn, linkname

Explanation: SCI returned a non-zero return code or reason code to MSC in response to a CSLSCMSG request for services for an MSC logical link that is assigned to a TCP/IP physical link. The logical link is shut down.

In the message text:
active_process

The MSC process that was active when the error occurred. Possible values include:

RESTART

When SCI encountered the error, MSC was attempting to notify IMS Connect and the remote IMS system of the restart of the logical link identified in the message text.

SENDMSG

When SCI encountered the error, MSC

was attempting to send an MSC message to a remote IMS system by way of the logical link identified in the message text.

SHUTDOWN

When SCI encountered the error, MSC was attempting to notify IMS Connect and the remote IMS system that the logical link was shutting down.

UNKNOWN

Displayed when the error occurred during an unidentifiable MSC process. The troubleshooting and recovery procedure is the same as for the regular active process types.

cause The cause of a lost session, as reported either by SCI through the CSL SCI Notify Client exit routine or by IMS.

The possible values include:

FORCESTO

A /PSTOP LINK FORCE or UPDATE MSLINK STOP(COMM) OPTION(FORCE) command was issued by the operator.

ICONABE

The local IMS Connect instance terminated unexpectedly.

ICONSTOP

The local IMS Connect instance was shut down.

NONE Neither IMS nor the CSL SCI Notify Client exit routine recorded a cause for the lost session.

SCIABE

The SCI instance that is managing communications between IMS and the local IMS Connect instance terminated unexpectedly.

SCISTOP

The SCI instance that is managing communications between IMS and the local IMS Connect instance was shut down.

linkname

The name of the affected MSC logical link.

nmn

The number of the affected MSC logical link.

rc

The CSLSCMSG return code issued by SCI.

rsn

The CSLSCMSG reason code issued by SCI.

Possible cause: The cause of this message is identified by the SCI return and reason codes and possibly by the value that is displayed in the LOSTSESS field in the message text.

System action: The MSC link session is terminated. IMS logs 6701-MSS1, MSS2, and MSS3 records.

Depending on the status of the connection to the remote IMS system, IMS might attempt to notify the remote IMS system. If notification is successful, the remote IMS system terminates the logical link, places

the link in the PSTOPPED IDLE ERE state, and issues message DFS2169I DISCONNECTION COMPLETED ON LINK xxx at the remote site.

If the notification is not successful and the link remains in an IDLE ACTIVE state at the remote site, a /PSTOP LINK xxx FORCE or UPDATE MSLINK NAME(*linkname*) STOP(COMM) OPTION(FORCE) might need to be issued to terminate the link.

Even if the notification to the remote system is not successful, the notification to the local IMS Connect might succeed, in which case the local IMS Connect cleans up the associated sockets.

System programmer response: If the remote IMS system was not notified of the termination of the logical link, someone at the remote site might need to issue a /PSTOP LINK x FORCE or UPDATE MSLINK NAME(*linkname*) STOP(COMM) OPTION(FORCE).

Determine the cause of the error from the RETCODE, RSNCODE, and LOSTSESS values. The problem could be in either the local or remote IMSplex network. Look up the return and reason codes for the CSLSCMSG request. Check for other messages from SCI, IMS Connect, or TCP/IP that might help with the diagnosis. Collect the X'6701' error records from the IMS log.


After the cause of the error is corrected, restart the link.

Module:

Module	Description
DFSTCER0	DFSxxxx message interface
DFSTCPE0	Execute CSLSCMSG request
DFSTCP20	Receive Post handler
DFSTCRC0	Validate post codes
DFSTC1A0	Send output controller
DFSTC1B0	Send output buffer setup
DFSTC2A0	Process send completion
DFSTC3A0	Receive input controller
DFSTC4A0	Process receive completion
DFSTC7A0	Restart and shutdown router
DFSTC7B0	Restart processor
DFSTC7C0	Shutdown processor
DFSTC7D0	Shutdown cleanup
DFSCMSG0	Bandwidth output edit
DFSCMSP0	Bandwidth input error message processor
DFSCMSR0	Bandwidth response message builder
DFSCMSU0	Bandwidth output buffer header builder

Module	Description
DFSCMSX0	Bandwidth response message builder
DFSCMSZ0	Bandwidth input message processor
DFSCMS00	MSC analyzer

Related reference:

 CSLSCMSG: send message request (System Programming APIs)

DFS3176E IMS CONNECT ERROR MESSAGE RECEIVED, *active_process*, RETCODE = *rc*, RSNCODE = *rsn*, LOSTSESS = *cause*, MODULE = *m*, LINK = *nnn*, linkname

Explanation: IMS Connect detected an error while processing a request or message from MSC and returned a non-zero return or reason code to IMS. The error might have been detected by either the local IMS Connect instance or the remote IMS Connect instance. The error message is returned to the local IMS system that issued the request or message.

In the message text:
active_process

The MSC process that was active when the error occurred. Possible values include:

RESTART

When IMS Connect encountered the error, MSC was attempting to notify IMS Connect and the remote IMS system of the restart of the logical link identified in the message text.

SENDMSG

When IMS Connect encountered the error, MSC was attempting to send an MSC message to a remote IMS system by way of the logical link identified in the message text.

SHUTDOWN

When IMS Connect encountered the error, MSC was attempting to notify IMS Connect and the remote IMS system that the logical link is shutting down.

UNKNOWN

Displayed when the error occurred during an unidentifiable MSC process. The troubleshooting and recovery procedure is the same as for the regular active process types.

cause The cause of a lost session, as reported either by SCI through the CSL SCI Notify Client exit routine or by IMS. The possible values include:

FORCESTO

A /PSTOP LINK FORCE or UPDATE MSLINK STOP(COMM)

OPTION(FORCE) command was issued by the operator.

ICONABE

The local IMS Connect instance terminated unexpectedly.

ICONSTOP

The local IMS Connect instance was shut down.

NONE Neither IMS nor the CSL SCI Notify Client exit routine recorded a cause for the lost session.

SCIABE

The local SCI instance that is managing communications between the local IMS system and the local IMS Connect instance terminated unexpectedly.

SCISTOP

The local SCI instance that is managing communications between the local IMS system and the local IMS Connect instance was shut down.

STOPCLNT

The receive socket between a local IMS Connect instance and a remote IMS Connect instance was terminated.

The following list includes some of the possible causes:

- An IMS Connect STOPCLNT command or its equivalent type-2 UPDATE command was issued.
- An IMSplex, MSC, or RMTIMSCON entity in a remote IMS Connect was stopped.
- A remote IMS Connect was terminated.
- A remote IMS was terminated.

STOPIP

The communication between a local IMS Connect instance and an IMSplex was stopped. This is caused by an IMS Connect STOPIP command or its equivalent type-2 UPDATE command.

STOPLINK

The MSC logical link in a local IMS Connect instance was stopped. This is caused by an IMS Connect STOPLINK command or its equivalent type-2 UPDATE command.

STOPMSC

The MSC physical link in a local IMS Connect instance was stopped. This is caused by an IMS Connect STOPMSC command or its equivalent type-2 UPDATE command.

STOPRMT

The communication between a local IMS Connect instance and a remote IMS Connect instance was stopped. This is caused by an IMS Connect

STOPRMT command or its equivalent type-2 UPDATE command.

linkname

The name of the affected MSC logical link.

nmn

The number of the affected MSC logical link.

rc

The return code issued by IMS Connect. The IMS Connect return and reason codes that are associated with this message are documented in the following table. These and other IMS Connect return and reason codes are also documented in the HWSHRR macro.

rsn

The reason code issued by IMS Connect. The IMS Connect return and reason codes that are associated with this message are documented in the following table.

Possible cause: The cause for this message can be determined by reviewing the return and reason codes and the value of LOSTSESS.

Table 17. IMS Connect return and reason codes for message DFS3176E

Return code	Reason code	Meaning
X'0C000018'	X'00006000'	Receive from IMS failed.
	X'00006004'	Link not found.
	X'00006008'	Link being restarted is already restarted.
	X'0000600C'	Failed to get a send socket.
	X'00006010'	Invalid directive received on the CSLSCMSG request.
	X'00006014'	IMS Connect failed to get a link block.
	X'00006018'	The local IMS Connect instance detected an invalid restart link request.
	X'0000601C'	The local IMS Connect could not restart a link because IMS Connect is disconnected from MSC.
	X'00006020'	The local IMS Connect could not restart a link because MSC is not active.
	X'00006024'	The local IMS Connect could not restart a link because the restart request contains an invalid IMS ID for the local IMS system.
	X'00006028'	The local IMS Connect detected an invalid link shutdown request.
	X'0000602C'	The local IMS Connect could not shutdown a link because IMS Connect is disconnected from MSC.
	X'00006030'	The local IMS Connect could not shutdown a link because MSC is not active.

Table 17. IMS Connect return and reason codes for message DFS3176E (continued)

Return code	Reason code	Meaning
	X'00006034'	The local IMS Connect could not restart a link because the shutdown request contains an invalid IMS ID for the local IMS system.
	X'00006038'	The local IMS Connect instance received an invalid message from MSC.
	X'0000603C'	IMS Connect cannot process a message from the remote MSC because the local MSC is disconnected.
	X'00006040'	IMS Connect cannot process a message from the remote MSC because the local MSC is not active.
	X'00006044'	IMS Connect cannot process a message from the remote MSC because the message contains an invalid IMS ID.
	X'00006048'	An attempt was made to start a logical link, but the value of the GENIMSID parameter in the DFSDCxxx PROCLIB member of the IMS system does not match the value of the GENIMSID parameter in the corresponding MSC configuration statement in the IMS Connect configuration PROCLIB member. The start request is rejected. To resolve the problem, make the two GENIMSID values match.

Table 17. IMS Connect return and reason codes for message DFS3176E (continued)

Return code	Reason code	Meaning
	X'0000604C'	<p>An attempt was made to start a logical link from an IMS system that does not specify the GENIMSID parameter to enable TCP/IP generic resources, but the MSC definitions for the link in IMS Connect do specify the GENIMSID parameter for TCP/IP generic resources. IMS Connect rejected the restart link request.</p> <p>You can resolve the problem in one of the following ways:</p> <ul style="list-style-type: none"> • In IMS, specify the GENIMSID parameter on the DFSDCxxx member of this IMS system, restart IMS, and then restart the link. • In IMS Connect, delete the specification for the GENIMSID parameter in the MSC statement of the IMS Connect configuration member, restart IMS Connect, and then restart the link.
	X'00006050'	<p>An attempt was made to start a logical link from an IMS system in a TCP/IP generic resource group, but one or more logical links that use the same physical link already have affinity with another IMS system in the TCP/IP generic resource group. IMS Connect rejected the start request.</p> <p>To resolve the problem, either restart the logical link from the IMS system in the TCP/IP generic resource group that has affinity, or terminate the logical links on the other IMS system and, after IMS Connect has cleared the existing affinities, restart the link on this IMS system.</p>
	X'00006054'	<p>The IMS system notified IMS Connect that it would accept a restart link request from a remote IMS system, but another IMS system in the TCP/IP generic resource group already accepted the link request. IMS Connect rejected the notification of acceptance from this IMS system. This is not an error.</p>

Table 17. IMS Connect return and reason codes for message DFS3176E (continued)

Return code	Reason code	Meaning
	X'00006058'	<p>The local IMS Connect could not shutdown a link because the specified link is not found. Check for any IMS Connect HWSF3355E message.</p>
	X'0000605C'	<p>An attempt was made to start a logical link from an IMS system that specifies the GENIMSID parameter to enable TCP/IP generic resources, but the MSC definitions for the link in IMS Connect do not specify the GENIMSID parameter for TCP/IP generic resources. IMS Connect rejected the restart link request.</p> <p>You can resolve the problem in one of the following ways:</p> <ul style="list-style-type: none"> • In IMS, delete the specification of the GENIMSID parameter on the DFSDCxxx member of this IMS system, restart IMS, and then restart the link. • In IMS Connect, specify the GENIMSID parameter in the MSC statement of the IMS Connect configuration member, restart IMS Connect, and then restart the link.
	X'00006100'	<p>Send to the remote IMS Connect failed.</p>
	X'00006200'	<p>The receive failed on the TCP/IP read from a remote IMS Connect instance.</p>
	X'00006204'	<p>Send to data store failed. This is most likely an internal error.</p>
	X'00006300'	<p>Send to IMS failed. The remote IMS system is probably not available.</p>
	X'00006400'	<p>An MSC link was stopped in the local IMS Connect instance by a STOPLINK command.</p>
	X'00006404'	<p>MSC communications stopped in the local IMS Connect instance by a STOPMSC command.</p>
	X'00006408'	<p>Communications on a connection to a remote IMS Connect instance was stopped in the local IMS Connect by a STOPRMT command.</p>

Table 17. IMS Connect return and reason codes for message DFS3176E (continued)

Return code	Reason code	Meaning
	X'0000640C'	Communications with the local IMSplex was stopped in the local IMS Connect by a STOPIP command.
	X'00006410'	IMS Connect shutdown.

System action: The MSC link connection is terminated and placed in the PSTOPPED IDLE ERE state. IMS writes type 6701-MSS1, MSS2, and MSS3 records.

Depending on the status of the connection to the remote IMS system, IMS might attempt to notify the remote IMS system. If notification is successful, the remote IMS system terminates the logical link, places the link in the PSTOPPED IDLE ERE state, and issues message DFS2169I DISCONNECTION COMPLETED ON LINK xxx at the remote site.

If the notification is not successful and the link remains in an IDLE ACTIVE state at the remote site, a /PSTOP LINK xxx FORCE or UPDATE MSLINK NAME(linkname) STOP(COMM) OPTION(FORCE) might need to be issued to terminate the link.

Even if the notification to the remote system is not successful, the notification to the local IMS Connect might succeed, in which case the local IMS Connect cleans up the associated sockets.

Output destination:

- The z/OS system console and the master terminals.

System programmer response: If the remote IMS system could not be notified of the termination of the logical link, someone might need to issue a /PSTOP LINK xxx FORCE or UPDATE MSLINK NAME(linkname) STOP(COMM) OPTION(FORCE) at the remote site.

Determine the cause of the error from the RETCODE, RSNCODE, and LOSTSESS values. The problem could be in either the local or remote IMSplex network. Check for other messages from SCI, the IMS Connect instances, or TCP/IP that might help with the diagnosis. Collect the X'6701' error records from the IMS log.

After the cause of the error is corrected, restart the link.

Module:

Module	Description
DFSTCER0	DFSxxxx message interface
DFSTCPE0	Execute CSLSCMSG request
DFSTCP20	Receive Post handler
DFSTCRC0	Validate post codes
DFSTC1A0	Send output controller

Module	Description
DFSTC1B0	Send output buffer setup
DFSTC2A0	Process send completion
DFSTC3A0	Receive input controller
DFSTC4A0	Process receive completion
DFSTC7A0	Restart and shutdown router
DFSTC7B0	Restart processor
DFSTC7C0	Shutdown processor
DFSTC7D0	Shutdown cleanup
DFSCMSG0	Bandwidth output edit
DFSCMSP0	Bandwidth input error message processor
DFSCMSR0	Bandwidth response message builder
DFSCMSU0	Bandwidth output buffer header builder
DFSCMSX0	Bandwidth response message builder
DFSCMSZ0	Bandwidth input message processor
DFSCMS00	MSC analyzer

Related reference:

 HWS messages (IMS Connect) (Messages and Codes)

Related information:

“DFS2169I” on page 474

 HWSF3355E (Messages and Codes)

DFS3177E MSC DETECTED AN ERROR,
active_process, **RETCODE = rc,**
RSNCODE = rsn, LOSTSESS = cause,
MODULE =m, LINK = nnn, linkname

Explanation: The MSC TCP/IP device dependent module (DDM) detected an error while processing a message or request associated with the MSC logical link identified in the message text.

In the message text:

active_process

The MSC process that was active when the error occurred. Possible values include:

RESTART

When IMS Connect encountered the error, MSC was attempting to notify IMS Connect and the remote IMS system of the restart of the logical link identified in the message text.

SENDMSG

When IMS Connect encountered the error, MSC was attempting to send an MSC message to a remote IMS system by way of the logical link identified in the message text.

SHUTDOWN

When IMS Connect encountered the error, MSC was attempting to notify IMS Connect and the remote IMS system that the link is shutting down.

DFS3177E

UNKNOWN

Displayed when the error occurred during an unidentifiable MSC process. The troubleshooting and recovery procedure is the same as for the regular active process types.

cause The cause of a lost session, as reported either by SCI through the CSL SCI Notify Client exit routine or by IMS.

The possible values include:

FORCESTO

A /PSTOP LINK FORCE or UPDATE MSLINK STOP(COMM) OPTION(FORCE) command was issued by the operator.

ICONABE

The local IMS Connect instance terminated unexpectedly.

ICONSTOP

The local IMS Connect instance was shut down.

NONE Neither IMS nor the CSL SCI Notify Client exit routine recorded a cause for the lost session.

SCIABE

The SCI instance that is managing communications between the local IMS system and the local IMS Connect instance terminated unexpectedly.

SCISTOP

The SCI instance that is managing communications between the local IMS system and the local IMS Connect instance was shut down.

linkname

The name of the affected MSC logical link.

nmn

The number of the affected MSC logical link.

rc

The return code issued by the MSC DDM. The MSC DDM return and reason codes that are associated with this message are documented in the following table.

rsn

The reason code issued by the MSC DDM. The MSC DDM return and reason codes that are associated with this message are documented in the following table.

Possible cause: The possible cause is indicated by the return and reason codes included in the message text.

IMS MSC DDM return and reason codes for message DFS3177E

The following return and reason codes are also listed in the SCIWORK DSECT in the DFSMSCWA macro in the IMS.SDFSMAC data set.

Return code	Reason code	Meaning
DFSPPOOL RC	X'00000004'	DFSPPOOL GET storage error
DFSPPOOL RC	X'00000008'	DFSPPOOL release storage error
CELL POOL RC	X'0000000C'	Cell pool (CPOOL) get error
CELL POOL RC	X'00000010'	Cell pool (CPOOL) free error
	X'00000014'	Invalid post code or post condition detected
	X'00000018'	Invalid AWE detected
	X'0000001C'	Invalid MSC directive (DFSMSDIR) detected
	X'00000020'	Invalid buffer header control block (BUFMSHDR) detected
	X'00000024'	Invalid message control block (BUFMSCB) detected
	X'00000028'	Immediate shutdown request received from partner IMS
	X'0000002C'	Invalid or unexpected MSC Link (MSLINK) status detected
	X'00000030'	Unexpected bracket initiation stop (BIS) message received
	X'00000034'	Unexpected error message control block (BUFMSCB) received
	X'00000038'	Invalid restart message control block (BUFMSCB) received
	X'0000003C'	Invalid shutdown message control block (BUFMSCB) received
	X'00000040'	Unexpected return code received from internal routine
	X'00000044'	SCIWORK area error
	X'00000048'	Queue error detected (CTB5QERR set)
	X'0000004C'	Queue buffer chaining error detected
	X'00000050'	AWE chaining error detected
	X'00000054'	Output edit error
	X'00000058'	Input edit error

Return code	Reason code	Meaning
QMGR RC	X'0000005C'	Unexpected return code from the message queue manager
	X'00000060'	DFSMGPL macro error, message prefix bad
	X'00000064'	Invalid response MSCB (BUFMSCB) received
	X'00000068'	Invalid internal condition detected
	X'0000006C'	Internal control block error
	X'00000070'	Lost session error posted by SCI notify exit for SCI/ICON abends or /PSTOP LINK FORCE or UPDATE MSLINK STOP(COMM) OPTION(FORCE) command
	X'00000074'	Cannot issue CSLSCMSG request because CSL is not initialized. Check CSLG= parameter on the IMS startup procedure. CSLG=000 is minimum required.
	X'00000078'	CSLSCMSG request failed. Nonzero return code was returned by SCI on the request.
	X'000000FC'	Undetermined error
	X'0000007C'	(RSNOLLB) LXB was posted by the SCI MSG exit, DFSSXIN0, but the LXBTCCLBP field was zero.

Return code	Reason code	Meaning
	X'00000080'	(RSN_BUFFER) CSLSCBFR RELEASE request failed to free an SCI buffer. For more information about the RETCODE and RSNCODE codes, see the CSLSRR macro. For MSPLINK-related errors, the RETCODE and RSNCODE codes are stored in the LXBRET and LXBRSN fields of the LXB block. For MSLINK-related errors, the RETCODE and RSNCODE codes are stored in the CLBTEMP4 and CLBTEMP5 fields of the LLB block. These control blocks are logged in the 6701-MSS1 log record.
	X'00000084'	(RSN_NOMSC) Message input routine DFSSXIN0 received an MSC TCPIP message but no MSC was defined.
	X'00000088'	(RSN_NOLLBS) Message input routine DFSSXIN0 received an MSC TCPIP message but no MSC LLBs were defined.
	X'0000008C'	(RSN_NOLXBS) Message input routine DFSSXIN0 received an MSC TCPIP message but the target link had no available LXBs to start a session.
	X'00000090'	(RSN_NOTCPIP) Message input routine DFSSXIN0 received an MSC TCPIP message but the target link was not of TCPIP type. For example, this error occurs when the target link is assigned to the MSPLINK type.
	X'00000094'	(RSN_NOLCB) LLB was not assigned to an MSPLINK LCB control block.

System action: The MSC link connection is terminated and placed in the PSTOPPED IDLE ERE state. IMS logs

DFS3178E

type 6701-MSS1, MSS2, and MSS3 records.

IMS attempts to notify the remote IMS system. If notification is successful, the remote IMS system terminates the logical link, places the link in the PSTOPPED IDLE ERE state, and issues message DFS2169I DISCONNECTION COMPLETED ON LINK *xxx* at the remote site.

If the notification is not successful and the link remains in an IDLE ACTIVE state at the remote site, a /PSTOP LINK *xxx* FORCE or UPDATE MSLINK NAME(*linkname*) STOP(COMM) OPTION(FORCE) might need to be issued to terminate the link.

Output destination:

The z/OS system console and the IMS master terminals.

System programmer response: If the remote IMS system could not be notified of the termination of the logical link, someone might need to issue a /PSTOP LINK *x* FORCE or UPDATE MSLINK NAME(*linkname*) STOP(COMM) OPTION(FORCE) at the remote site.

Determine the cause of the error from the RETCODE, RSNCODE, and LOSTSESS values. The module identified in the message text is where the error occurred. Check for other messages from SCI, IMS Connect, or TCP/IP to help with the diagnosis. Collect the 'X'6701' error records from the IMS log.

After the cause of the error is corrected, restart the link.

Module:

Module	Description
DFSTCER0	DFSxxxx message interface
DFSTCPE0	Execute CSLSCMSG request
DFSTCP20	Receive Post handler
DFSTCRC0	Validate post codes
DFSTC1A0	Send output controller
DFSTC1B0	Send output buffer setup
DFSTC2A0	Process send completion
DFSTC3A0	Receive input controller
DFSTC4A0	Process receive completion
DFSTC7A0	Restart and shutdown router
DFSTC7B0	Restart processor
DFSTC7C0	Shutdown processor
DFSTC7D0	Shutdown cleanup
DFSCMSG0	Bandwidth output edit
DFSCMSP0	Bandwidth input error message processor

Module	Description
DFSCMSR0	Bandwidth response message builder
DFSCMSU0	Bandwidth output buffer header builder
DFSCMSX0	Bandwidth response message builder
DFSCMSZ0	Bandwidth input message processor
DFSCMS00	MSC analyzer

DFS3178E MSC DETECTED AN INTERNAL LOGIC ERROR, *active_process*,
RETCODE = rc, **RSNCODE = rsn**,
LOSTSESS = cause, **MODULE =m**, **LINK = nnn**, *linkname*

Explanation: An MSC device dependent module (DDM) detected an internal logic error.

In the message text:

active_process

The MSC process that was active when the error occurred. Possible values include:

RESTART

When IMS Connect encountered the error, MSC was attempting to notify IMS Connect and the remote IMS system of the restart of the logical link identified in the message text.

SENDMSG

When IMS Connect encountered the error, MSC was attempting to send an MSC message to a remote IMS system by way of the logical link identified in the message text.

SHUTDOWN

When IMS Connect encountered the error, MSC was attempting to notify IMS Connect and the remote IMS system that the logical link is shutting down.

TCPPOST

The device dependent routine post handler (DFSTCP20) was processing a post of a message received from the CSL SCI Input message exit routine (DFSSXIN0) but the logical link that the message was targeted for could not be determined, or an error occurred on the CSLSCBFR RELEASE buffer request.

UNKNOWN

Displayed when the error occurred during an unidentifiable MSC process. The troubleshooting and recovery procedure is the same as for the regular active process types.

cause The cause of a lost session, as reported either by SCI through the CSL SCI Notify Client exit routine or by IMS.

The possible values include:

FORCESTO

A /PSTOP LINK FORCE or UPDATE MSLINK STOP(COMM) OPTION(FORCE) command was issued by the operator.

ICONABE

The local IMS Connect instance terminated unexpectedly.

ICONSTOP

The local IMS Connect instance was shut down.

NONE Neither IMS nor the CSL SCI Notify Client exit routine recorded a cause for the lost session.

SCIABE

The local SCI instance that is managing communications between the local IMS system and the local IMS Connect instance terminated unexpectedly.

SCISTOP

The local SCI instance that is managing communications between the local IMS system and the local IMS Connect instance was shut down.

linkname

The name of the affected MSC logical link.

nmn

The number of the affected MSC logical link.

rc

The return code issued by the MSC DDM. The MSC DDM return and reason codes that are associated with this message are documented in the following table.

rsn

The reason code issued by the MSC DDM. The MSC DDM return and reason codes that are associated with this message are documented in the following table.

Possible cause: The possible cause is indicated by the return and reason codes included in the message text.

IMS MSC device dependent module return and reason codes for message DFS3178E

The following return and reason codes are also listed in the SCIWORK DSECT in the DFSMSCWA macro in the IMS.SDFSMAC data set.

Return code	Reason code	Meaning
DFSPPOOL RC	X'00000004'	DFSPPOOL GET storage error
DFSPPOOL RC	X'00000008'	DFSPPOOL release storage error
CELL POOL RC	X'0000000C'	CELL pool (CPOOL) get error

Return code	Reason code	Meaning
CELL POOL RC	X'00000010'	CELL pool (CPOOL) free error
	X'00000014'	Invalid post code or post condition detected
	X'00000018'	Invalid AWE detected
	X'0000001C'	Invalid MSC directive (DFSMSDIR) detected
	X'00000020'	Invalid buffer header control block (BUFMSHDR) detected
	X'00000024'	Invalid message control block (BUFMSCB) detected
	X'00000028'	Immediate shutdown request received from partner IMS
	X'0000002C'	Invalid or unexpected MSC Link (MSLINK) status detected
	X'00000030'	Unexpected bracket initiation stop (BIS) message received
	X'00000034'	Unexpected error message control block (BUFMSCB) received
	X'00000038'	Invalid restart message control block (BUFMSCB) received
	X'0000003C'	Invalid shutdown message control block (BUFMSCB) received
	X'00000040'	Unexpected return code received from internal routine
	X'00000044'	SCIWORK area error
	X'00000048'	Queue error detected (CTB5QERR set)
	X'0000004C'	Queue buffer chaining error detected
	X'00000050'	AWE chaining error detected
	X'00000054'	Output edit error
	X'00000058'	Input edit error
QMGR RC	X'0000005C'	Unexpected return code from the message queue manager
	X'00000060'	DFSMPGL macro error, message prefix bad

DFS3179I

Return code	Reason code	Meaning
	X'00000064'	Invalid response MSCB (BUFMSCB) received
	X'00000068'	Invalid internal condition detected
	X'0000006C'	Internal control block error
	X'0000007C'	LXB (Link extension block) was posted by the SCI MSG exit, DFSSXIN0, but the LXBTCLBP was zero. This problem should not occur.
	X'000000FC'	Undetermined error
	X'00000098'	An AWE was detected after IMS already de-registered with SCI.

System action: The MSC link connection is terminated. IMS logs type 6701-MSS1, MSS2, and MSS3 records.

IMS attempts to notify the remote IMS system. If notification is successful, the remote IMS system terminates the logical link, places the link in the PSTOPPED IDLE ERE state, and issues message DFS2169I DISCONNECTION COMPLETED ON LINK xxx at the remote site.

If the notification is not successful and the link remains in an IDLE ACTIVE state at the remote site, a /PSTOP LINK xxx FORCE or UPDATE MSLINK NAME(linkname) STOP(COMM) OPTION(FORCE) might need to be issued to terminate the link.

System programmer response: If the remote IMS system could not be notified of the termination of the logical link, someone might need to issue a /PSTOP LINK x FORCE or UPDATE MSLINK NAME(linkname) STOP(COMM) OPTION(FORCE) at the remote site.

Determine the cause of the error from the RETCODE, RSNCODE, and LOSTSESS values. The module identified in the message text is where the error occurred. Check for other messages from SCI, IMS Connect, or TCP/IP to help with the diagnosis. Collect the X'6701' error records from the IMS log.

DFS3178E is issued for internal logic errors. If the problem persists, call IBM Software Support.

After the cause of the error is corrected, restart the link.

Module:

Module	Description
DFSTCER0	DFSxxxx message interface

Module	Description
DFSTCPE0	Execute CSLSCMSG request
DFSTCP20	Receive Post handler
DFSTCRC0	Validate post codes
DFSTC1A0	Send output controller
DFSTC1B0	Send output buffer setup
DFSTC2A0	Process send completion
DFSTC3A0	Receive input controller
DFSTC4A0	Process receive completion
DFSTC7A0	Restart and shutdown router
DFSTC7B0	Restart processor
DFSTC7C0	Shutdown processor
DFSTC7D0	Shutdown cleanup
DFSCMSG0	Bandwidth output edit
DFSCMSP0	Bandwidth input error message processor
DFSCMSR0	Bandwidth response message builder
DFSCMSU0	Bandwidth output buffer header builder
DFSCMSX0	Bandwidth response message builder
DFSCMSZ0	Bandwidth input message processor
DFSCMS00	MSC analyzer

DFS3179I *TTTTTPP=(AAAAAAAA:SSSS-LLLL)=XXXXXXXXX=CCCCCCCC*

Explanation: An informational message issued by IMS Adapter for REXX, when the IMSRXTRC level is greater than 7. Show parameter list passed to and received from the standard IMS language interface on AIBTDLI or ASMTDLI call.

- *TTTTT* is the type of trace, "Entry" when traced before the DL/I call, "Exit" when traced after the DL/I call.
- *PP* is the parameter number, where number 1 is the actual DL/I call.
- *AAAAAAAA* is the address of the parameter.
- *SSSS* is the size of the parameters buffer.
- *LLLL* is the assumed length of the parameter.
- *XXXXXXXXX* is the first 8 bytes of the parameter in hexadecimal.
- *CCCCCCCC* is the first 64 bytes of the parameter in EBCDIC.

System action: None.

DFS3180I INQY ENVIRON Region=rrrrrrrr
Number=nnnn PGM=pppppppp

Explanation: An informational message issued by IMS Adapter for REXX, when the IMSRXTRC level is greater than 0. This message describes the environment in which the EXEC will be executed.

System action: Processing continues.

DFS3181I DFSREXX Starting and Building Environment

Explanation: An informational message indicating an IMS REXX environment is being built for the IMS dependent or batch region because a REXX transaction is starting.

System action: Processing continues.

DFS3182I REXX EXEC: xxxxxxxx COMPLETED,
RC=yyyyyyyy

Explanation: An informational message issued by IMS Adapter for REXX, when the IMSRXTRC level is greater than 0. States return code the scheduled EXEC ended with.

System action: Processing continues.

DFS3183E EXEC: xxxxxxxx NOT FOUND

Explanation: EXEC to be executed by IMS Adapter for REXX was not found in available data sets. The EXEC identified by xxxxxxxx can be either the IMS scheduled program name or might have been overridden by the user exit routine (DFSREXXU).

System action: No EXEC execution occurs.

Programmer response: Verify that SYSEXEC DD on dependent region includes the correct concatenation for the EXECs.

DFS3184I NO EXEC NAME SELECTED TO EXECUTE

Explanation: An informational message issued by IMS Adapter for REXX, when the IMSRXTRC level is greater than 0. There was no EXEC name specified to execute. The EXEC name is defaulted to the Program Name but was overridden by the IMS Adapter for REXX user exit routine (DFSREXXU).

System action: No EXEC execution occurs.

System programmer response: If unexpected, verify the user exit routine DFSREXXU and see *IMS Version 13 Application Programming APIs* for more information.

DFS3185I LARGE BLOCK INTERFACE DETECTED, IT WILL BE USED FOR DDNAME

Explanation: The Image Copy Utility has determined that the image copy output data set is on a device that supports the Large Block Interface. However, no explicit block size was specified.

System action: The Image Copy Utility uses the Large Block Interface with a system determined block size to write the image copy.

Operator response: No action is required.

Module: DFSUDMP0

DFS3187I RACF NOT ACTIVE FOR RESUME TPIPE CLASS=RIMS RC=XX. RACF EXIT RC=YY REASON CODE=ZZ.

| **Explanation:** A failure occurred in the RACROUTE
| exit processing while IMS was trying to build
| in-storage profiles for RACF-defined resources.

| In the message text:

| XX The return code from the RACROUTE macro
| YY The return code from the RACF exit
| ZZ The reason code from the RACF exit

| **System action:** IMS restart continues. RACF OTMA
| resume tpipe authorization is disabled.

| **Operator response: (master terminal)** See the
| RACROUTE return and reason codes for information
| on the problem.

| **Related reference:**

| ➔ z/OS: RACROUTE return codes and reason codes

| ➔ z/OS: RACROUTE STAT return codes and reason
| codes

DFS3189W RDS BLOCK ALLOCATION INSUFFICIENT FOR: *type*

Explanation: The number of blocks in the restart data set that were internally allocated and reserved for logging additional recoverable information was insufficient.

An UPDATE POOL TYPE(DBAS) command was issued to dynamically change one or more definitions. The command was issued successfully; however, the system was not able to log this information in the restart data set to be retained across emergency restart. This message lists one or more of the following types of information that were not logged *astype*:

ODBP The OSAM subpool definitions
ODBD The OSAM database definitions
VDBP The VSAM subpool definitions
VDBD The VSAM database definitions

System action: IMS continues to process normally.

Operator response: The types of information listed in the message are not retained across an emergency restart. You can reissue the UPDATE POOL TYPE(DBAS) command if the previously made changes are wanted.

If the problem persists, contact IBM Software Support.

DFS3190E CALL *xxxx* RC=*yyyy* REASON=*zzzz*
STATUS="SS"

Explanation: Unexpected status was returned from an IMS Adapter for a REXX internal DL/I call, such as INQY ENVIRON or INQY FIND.

System action: The EXEC or DL/I call execution is terminated.

Programmer response: Verify the parameters passed on the last REXXTDLI call run. The cause is probably an invalid PCBNAME.

DFS3191E INVALID CALL TO DFSREXX1,
ENV=*xxxxxxxx*

Explanation: A problem occurred during the execution of the IMS Adapter for REXX. Direct calls to DFSREXX1 are invalid. If ENV=NotInIt, a probable cause is DFSREXX1 was not bound correctly (REUS required). Or, DFSREXX1 was aliased or copied to be the application and DFSREXX0 was the stub took the place of the application.

System action: No EXEC execution occurs.

System programmer response: Verify your REXX installation. If the problem recurs, contact IBM Software Support.

DFS3192E IRXINOUT ERROR DD=*xxxxxxxx*,
RC=*yyyyyy*

Explanation: A problem prevented a WRITE to the DD *xxxxxxxx* from the IMS Adapter for REXX.

System action: No EXEC execution occurs.

Programmer response: Verify the DD definition in the IMS Region.

DFS3193E ERROR LOADING MODULE *xxxxxxxx*
RC=*yyyyyyyy*

Explanation: The module *xxxxxxxx* was not able to be loaded for the IBM Adapter for REXX.

System action: No EXEC execution occurs.

System programmer response: Verify your REXX installation. If the problem continues, contact IBM Software Support.

DFS3194E ERROR EXECUTING IRXINIT,
RC=*xxxxxxxx*

Explanation: The system was unable to build a REXX environment for the IBM Adapter for REXX.

System action: No EXEC execution occurs.

System programmer response: Verify your REXX installation. If the problem continues, contact IBM Software Support with the message text and return code.

DFS3195E ERROR EXECUTING IRXSUBCM ADD:
xxxxxxxx RC=*yyyyyyyy*

Explanation: The system was unable to add the specified REXX subcommand environment for the IBM Adapter for REXX.

System action: No EXEC execution occurs.

System programmer response: Verify your REXX installation, If the problem continues, contact IBM Software Support.

DFS3196E ERROR LOADING INTERFACE
MODULE DFSREXX1

Explanation: The system was unable to load the IMS Adapter for the REXX module (DFSREXX1).

System action: No EXEC execution occurs.

Programmer response: Verify IMS module DFSREXX1 is in a library accessible to your dependent region that is running REXX. Verify your STEPLIB.

DFS3197I HALDB ALTER STARTED FOR
NAME=*mastername* PARTITION
NUMBER=*nnnn*

| or

| HALDB ALTER RESUMED FOR NAME=*mastername*
| PARTITION NUMBER=*nnnn*

| or

| HALDB ALTER ACTIVE FOR NAME=*mastername*
| PARTITION NUMBER=*nnnn*

| **Explanation:** In response to an INITIATE OLREORG
| command with the ALTER option, this IMS system
| started or resumed ALTER processing of the number of
| partitions shown in the *nnnn* position of the message
| text.

| In the message text:

| *mastername*

| The name of the HALDB master database that
| is being altered.

| *nnnn* If the message reads HALDB ALTER

STARTED, *nnnn* shows the total number of partitions in the HALDB database.

If the message reads HALDB ALTER ACTIVE, *nnnn* shows the total number of partitions in the HALDB database.

If the message reads HALDB ALTER RESUMED, *nnnn* shows the total number of partitions which have not completed alter processing.


For either version of this message, *nnnn* does not include disabled partitions. Disabled partitions will not be altered.

System action: The IMS proceeds to alter the number of partitions shown in the message text.

System programmer response: No action is required.

Module: DFSORP00

Related tasks:

 Altering the definition of an online HALDB database (Database Administration)

DFS3198I **HALDB ALTER COMPLETED FOR**
NAME=*mastername* PARTITION
NUMBER=*nnnn* STARTED=*ssss*
COMPLETED=*cccc*

or

HALDB ALTER ENDED FOR NAME=*mastername*
PARTITION NUMBER=*nnnn* STARTED=*ssss*
COMPLETED=*cccc*

Explanation: The IMS system exited alter processing.

If the message text reads **HALDB ALTER ENDED**, the IMS system either did not finish altering one or more of the partitions that it started or one or more of the partitions in the HALDB database were altered by another IMS system. In the message text, the value of **COMPLETED=** is less than the value of **PARTITION NUMBER=**.

Possible causes for the HALDB ALTER ENDED message include:

- The TERMINATE OLREORG command was issued before alter processing was complete for one or more partitions.
- An error occurred during the alter processing of one or more partitions
- In a data sharing environment, one or more of the partitions in the HALDB database were altered by another IMS system.

If the message text reads **HALDB ALTER COMPLETED**, alter processing completed successfully for all of the partitions in the HALDB database. In the message text, the values of **COMPLETED=** and **PARTITION NUMBER=** are equal.

In the message text:

mastername

The name of the HALDB master database that is being altered.

nnnn Shows the total number of partitions contained in the named HALDB database.

ssss Shows the number of partitions that this IMS system attempted to alter. If both *ssss* and *cccc* are 0, this IMS system did not alter any partitions in a data sharing environment.

cccc Shows the number of partitions that this IMS system successfully altered. If both *ssss* and *cccc* are 0, this IMS system did not alter any partitions in a data sharing environment.

System action: For HALDB ALTER ENDED, the IMS system exits alter processing. If the HALDB ALTER ENDED message was issued due to the interruption of the alter process for one or more partitions, the alter process is incomplete.

If the HALDB ALTER ENDED message was issued in a data sharing environment and the STARTED and COMPLETED values are equal, this IMS system has completed all of the partitions that it started. If the STARTED and COMPLETED values are less than the PARTITION NUMBER value, other IMS systems are altering other partitions in the HALDB database.

For HALDB ALTER COMPLETE, all of the partitions in the HALDB database were successfully altered.

System programmer response: For HALDB ALTER ENDED, determine why this IMS did not alter all of the partitions in the database. If alter processing was interrupted for any partitions, check the messages that preceded this message to determine the cause of the interruption. After you resolve the problems, resume the alter process by issuing the INITIATE OLREORG command with OPTION(ALTER).

If the HALDB ALTER ENDED messages was issued because one or more partitions were altered by another IMS system, check to see if the other IMS systems have completed alter processing also. If they have, you can perform online change.

For HALDB ALTER COMPLETE, you can perform online change.

Module: DFSORP00

Related tasks:

 Altering the definition of an online HALDB database (Database Administration)

DFS3199E **INTERNAL ERROR** *xxxxx*

Explanation: An internal error has occurred in the IBM Adapter for REXX. Results cannot be determined.

System action: No EXEC execution occurs.

System programmer response: Contact IBM Software Support and supply the message text.

DFS3200

DFS3200 MSPLINK NOT STOPPED

Explanation: In order to process the /MSASSIGN LINK command, the MSPLINK specified must be stopped.

System action: The command is not run. Processing continues normally.

Operator response: Use the /PSTOP MSPLINK or UPDATE MSPLINK NAME(msplinkname) STOP command to temporarily stop the physical link. Then reenter the /MSASSIGN command.

System programmer response: No action is required.

Problem determination: None.

Chapter 68. DFS messages, DFS3201 - DFS3250

This topic contains the following messages:

DFS3201 MAXIMUM SESSIONS REACHED LINK *nnn*

Explanation: The maximum number of parallel sessions was reached for the MSPLINK specified for the local system.

See also message DFS3213I, reason code=32.

System action: The command is not run. Processing continues normally.

Operator response: Notify the system programmer.

System programmer response: An IMS system definition or temporary JCL change might be appropriate if more sessions are warranted.

Problem determination: None.

Related information:

DFS3213I

DFS3202 BIND REJECTED DUE TO INCOMPATIBLE BUFFER/RU SIZE LINK *nnn*

Explanation: The partner system has rejected the bind because its output buffer size exceeds the current system input buffer size, or its input buffer size is less than the current system's output buffer size.

See also message DFS3213I, reason code=20.

System action: IMS prevents the link from starting.

Operator response: Notify the system programmer.

System programmer response: An IMS system definition is appropriate.

Problem determination: 10

Related information:

DFS3213I

Chapter 2, "IMS problem determination," on page 13

DFS3203 BIND REJECTED DUE TO INVALID SESSION PARAMETERS LINK *nnn*

Explanation: The partner system has rejected the bind because it is a negotiable bind and MSC/VTAM requires nonnegotiable type bind.

See also message DFS3213I, reason code=24.

System action: IMS prevents the link from starting.

Operator response: This problem is possibly a transient error. Try again by restarting the link from the

current system or partner system.

System programmer response: A VTAM trace of the bind

Problem determination: 36

Related information:

DFS3213I

Chapter 2, "IMS problem determination," on page 13

DFS3204 LINK TYPE NOT VTAM OR TCP/IP

Explanation: The /CHANGE command specified a link that was not either a TCP/IP or VTAM type.

System action: The /CHANGE command is not run. Processing continues normally.

Operator response: Enter the correct link.

DFS3206 REMOTE LOGICAL LINK NOT ASSIGNED LINK *nnn*

Explanation: The partner ID specified in the bind identifies a logical link belonging to a different physical link at the remote IMS.

See also message DFS3213I, reason code 04 and 08.

System action: IMS prevents the link from starting.

Operator response: Use the /DISPLAY ASMT command at the remote IMS to display the logical-to-physical link assignments, and correct them using the /MSASSIGN MSLINK or UPDATE MSLINK command if in error. Notify the system programmer of the problem.

System programmer response: An IMS system definition is appropriate if the sysdef is incorrect.

Problem determination: 10

Related information:

DFS3213I

Chapter 2, "IMS problem determination," on page 13

DFS3207 REMOTE LINK HAS REACHED THE MAX NO. OF ALLOWABLE SESSIONS LINK *nnn*

Explanation: The maximum number of active sessions allowed at the remote IMS was reached for this physical link.

See also message DFS3213I, reason code 12.

System action: IMS prevents the link from starting.

Operator response: Notify the system programmer at the remote site if more sessions are warranted.

System programmer response: If more sessions are warranted, an IMS system definition or temporary JCL change is appropriate.

Problem determination: 8, 10

Related information:

DFS3213I

Chapter 2, "IMS problem determination," on page 13

DFS3208 REMOTE PHYSICAL LINK IS PSTOPPED LINK *nnnn*

Explanation: The physical link has been PSTOPPED at the remote IMS by the remote terminal operator entering the UPDATE MSPLINK STOP or /PSTOP MSPLINK command.

See also message DFS3213I, reason code 16.

System action: IMS prevents the link from starting.

Operator response: (master terminal) Use the /RSTART MSPLINK or UPDATE MSPLINK START command at the remote site if the PSTOPPED status is unwarranted.

Related information:

DFS3213I

DFS3209 MULTI-RU ERP OR SYSMMSG RECEIVED LINK *nnnn*

Explanation: An error recovery procedure (ERP) message or SYSMMSG that was not an only-in-chain message was received on the specified link.

System action: The MSC and link session for the indicated link ID is terminated.

Operator response: Notify the IMS system programmer.

System programmer response: See Problem Determination.

Problem determination: 1, 5, 6, 7, 17b

Related information:

Chapter 2, "IMS problem determination," on page 13

DFS3210I AREAS RESTART DURING IRLM RECONNECT HAS COMPLETED

Explanation: The restart portion of the restart or reopen process during IRLM reconnect has completed. The reopen process has initiated.

System action: Area restart/reopen process continues.

Programmer response: No action is required.

DFS3211I MISMATCH RESYNCH CONDITION. THIS SYSTEM IS PRIMARY | SECONDARY STSN: aabbxxxxxyyyy RESP: ccddwwwzzzz LINK *nnn*

Explanation: An STSN exchange between partners indicated a cold/warm mismatch, or an illogical condition at the time indicated. This message normally appears on both the local and remote master terminals. In some cases, however, only one side can differentiate an illogical from a wraparound situation, and this message appears only on that side's Master Terminal. The following values are in hexadecimal:

aa Outbound action code of the primary
bb Inbound action code of the primary
xxxx Outbound sequence number of the primary
yyyy Inbound sequence number of the primary
cc Outbound action code of the secondary
dd Inbound action code of the secondary
www Outbound sequence number of the secondary
zzz Inbound sequence number of the secondary

System action: This is an informational message only. Processing continues normally.

Operator response: Notify the system programmer.

System programmer response: See Problem Determination.

Problem determination: 1, 5, 6, 15

Related information:

Chapter 2, "IMS problem determination," on page 13

DFS3212I MISMATCH RESYNCH CONDITION ACCEPTABLE | UNACCEPTABLE TO PRIMARY | SECONDARY LINK *nnn*

Explanation: The FORCSESS/SYNCSSESS MSLINK macro parameter or RSR remote takeover and recovery logic has determined that the session initiation might not proceed following the mismatch indicated by the DFS3211I message.

System action: IMS might not permit the session to be initiated, as indicated by the message.

Operator response: Notify the system programmer. If initiation does not proceed and synchronization is not critical, initiation can be forced by first issuing the /CHANGE or UPDATE MSLINK command on the local or remote systems, or both.

System programmer response: See Problem Determination.

Problem determination: 1, 5, 6, 15

Related information:

DFS3211I

Chapter 2, "IMS problem determination," on page 13

DFS3213I REMOTE INITIATED LINK START
 FAILED, REASON CODE=*nm*.
 PARTNER ID *xx*. INITIATOR IS NODE
nodename.

Explanation: A remote IMS system, identified by node (*nodename*) and partner ID (*xx*), attempted to start a link and failed for the following reason code (*nm*):

Code	Reason
04	The Partner ID specified does not exist on this system, or the logical link for NODENAME = <i>nodename</i> could not be found.
08	The Partner ID specified is under a different physical link on this system, or it exists, but is unassigned to a physical link.
12	The maximum number of sessions has been reached for the associated local physical link.
16	The associated local physical link has been PSTOPPED.
20	The buffer size specified for the requested link is incompatible with partner's.
24	Bind parameters received are invalid.
28	There is a Primary to Secondary LU polarity mismatch. The side that came up cold was secondary at time of last session failure. Alternatively, if both sides came up warm, at least one of them restarted after the wrong checkpoint.
32	The partner ID specified is already in session.
36	Polarity mismatch. Both sides are requesting secondary LU status.

System action: IMS prevents the link from starting. Processing continues normally.

Operator response: Use a QUERY MSLINK or /DISPLAY LINK command to determine the status of the link or links. Depending on the reason code, continue as follows:

Code	Response
04	Notify the system programmer.
08	Use /DISPLAY ASMT to display logical-to-physical link assignments, and correct them with /MSASSIGN LINK or UPDATE MSLINK if in error. Notify the system programmer.
12	Notify the system programmer.
16	Restart the link from this system if a session is warranted.
20	Notify the system programmer.
24	Notify the system programmer. Try again from either system.
28	Restart the partner with a warm restart (/ERE), cold restart both sides, or restart the link from this side, or restart following the correct checkpoint.
32	Terminate the prior session using /PSTOP to stop the link or VARY NET INACT APPLID. Establishing a new session.
36	Verify that both sides were restarted from the proper checkpoint. This problem can happen

only if both sides are warm started. To get around the problem, one side must be either set to warm primary, or set to cold status.

System programmer response: Depends upon reason code, as follows:

Code	Response
04	An IMS system definition is required.
08	An IMS system definition might be required.
12	An IMS system definition or temporary JCL change might be required if more sessions are warranted.
16	Not applicable
20	An IMS system definition is required.
24	Take a VTAM trace of the bind.
28	None.
32	If the link, in session status, is unwarranted, then create a memory dump. You might also have to run an IMS link trace and a VTAM trace to determine why the link is being left in the session.
36	If the link, in session status, is unwarranted, then create a memory dump. You might also have to run an IMS link trace and a VTAM trace to determine why both links are requesting secondary status.

Problem determination: 8, 10

Related information:

Chapter 2, "IMS problem determination," on page 13

DFS3214 COMMAND COMPLETED WITH EXCEPTIONS

Explanation: One or some of the transactions did not satisfy all of the following:

1. Transaction stopped
2. No message queued for this transaction code
3. Local APPLCTN defined in the SYSDEF

System action: The command is completed for all but those transactions.

Operator response: Determine which transactions were not reassigned and which of those were not stopped or had messages queued by using a QUERY TRAN SHOW(ALL) or /DIS TRAN ALL command.

System programmer response: No action is required.

Problem determination: None.

DFS3215W QMGR DISCARDED NON-RECOVERABLE MESSAGE(S) DUE TO CQSPUT COMMIT FAILURE

Explanation: One or more nonrecoverable messages were unsuccessfully committed. The messages were discarded. The IMS DFS3215W message is issued only once per checkpoint interval, regardless of the number of the discarded messages. One set of type 67D00A diagnostic records is logged for each discarded message.

System action: The message is deleted from the local IMS. Any parts of the message that was put to the staging queue on the shared queue are deleted. If the deletion from the staging queue fails, it will be tried again at the next checkpoint.

Programmer response: The DFS3215W message is expected in certain situations, such as when the IMS message queue primary or overflow structure becomes full, and messages can no longer be put onto the queue or structure. For such cases, fix the structure full problem either by making the structure larger or by stopping the source of the large number of messages that filled the structure (for runaway message cases).

If the cause of the DFS3215W message is not explainable, save the IMS logs from at least two checkpoints before the DFS3215W message, up to the checkpoint after DFS3215W, and contact IBM Software Support to report the problem.

Problem determination: Check type 67D00A diagnostic records to determine the status of the CQSPUT request. The header of the 67D00A record should contain the function and description of the error.

Module: DFSQXF00

DFS3216A STRUCTURE *structure_name* IS BEING DELETED. IT WILL BE REMOVED FROM AREA *area_name*

Explanation: During an attempt to connect to the structure, IMS issued the IXCQUERY command to check for the structure status. IMS received return code QUASTRCFHOLD, which indicates that the structure was being deleted.

System action: The area is not loaded into the coupling facility.

Operator response: If this structure's deletion is correct, remove the structure from the coupling facility policy. Otherwise, allocate the structure again, and issue the STOP AREA command followed by the START AREA command to connect to the structure.

Module: DBFVXAS0

DFS3217 POLARITY MISMATCH ON SESSION RESTART

Explanation: This message appears on the master terminal of a cold-started IMS system, because of a warm partner that was previously the primary partner. Session restart requires that this system be properly restarted (/ERE), or that you enter the /RSTART command on the warm partner. It is also possible that both sides were warm started, in which case at least one of the sides restarted after the wrong checkpoint.

See also message DFS3213I, REASON CODE=28 and 36.

System action: IMS prevents the link from starting.

Operator response: See explanation above.

System programmer response: No action is required.

Problem determination: None

Related information:
 "DFS3213I" on page 675

DFS3218 INVALID RESTART MESSAGE OR RESTART RESPONSE MESSAGE RECEIVED RSN=*xxyy*, LINK *link#*

Explanation: The MSC link was restarted. During the exchange of the restart messages, an invalid or unexpected message was detected, or the values in the restart message indicated incompatible MSC link definitions between the partner IMS systems.

In the messages:

- xx* Identifies the module.
 - 01** DFSCM7D0, a VTAM restart routine
 - 02** DFSCMSW0, the CTC or MTM restart routine
 - 03** DFSCM7A0, a VTAM restart routine
 - 04** DFSCM7B0, a VTAM restart routine
 - 05** DFSTC7B0, a TCP/IP restart routine
- yy* Reason code.
 - 01** The partner IMS release is zero or invalid. MSC generally supports two lower or higher versions; for example, Version 10 supports Versions 8 and 9 and two higher versions. Ensure that the partner is a supported release. If the releases are supported, this problem is an IMS internal error.
 - 02** The partner IMS does not support extended prefixes. Extended prefix support was introduced in IMS Version 5 and is required if you are connecting to an IMS Version 8 or above. Ensure that the partner is a supported release. If the release is supported, this problem is an IMS internal error.
 - 03** The partner IMS ID is invalid. Both sides of the link must have the same two-character partner ID.
 - 04** An invalid restart message was detected; likely the restart message ID is invalid. This problem is an IMS internal error.
 - 05** Bandwidth is incompatible. The partner IMS systems must both be either BANDWIDTH (OFF) or BANDWIDTH (ON).
 - 06** Invalid FMH5. For MSC VTAM, the restart message must be preceded by an FMH5 block. This problem is an IMS internal error.
 - 07** FMH5 contained an invalid DPN

- field. For MSC VTAM, the FMH5 block must have DFSCMS00. This problem is an IMS internal error
- 08 The buffer sizes were not equal. Both sides of the link must have the same MSLINK buffer size.
- 09 An error occurred getting storage during bandwidth restart for a QMBA or QLST block used by QMGR. This problem most likely is an insufficient storage error. If not, then it is an IMS internal error.
- 10 V10 VTAM link encountered an error rebuilding the buffers and VTAM control blocks were compatible with the Version 8 or Version 9 partner. This problem might be an IMS internal error.
- 11 An attempt was made to start a logical link on an MSC TCP/IP physical link that specifies the generic IMS ID of a TCP/IP generic resource group, but parallel logical links are already active or in ERE status on another physical link that specifies the IMS ID of the IMS system. All physical links to the same IMS system must specify either the same generic IMS ID of a TCP/IP generic resource group or the IMS ID of the IMS system.
- 12 An attempt was made to start a logical link on an MSC TCP/IP physical link that specifies the IMS ID of the IMS system, but parallel logical links are already active or in ERE status on another physical link that specifies the generic IMS ID of a TCP/IP generic resource group. All physical links to the same IMS system must specify either the same generic IMS ID of a TCP/IP generic resource group or the IMS ID of the IMS system.
- 13 An attempt was made to start a logical link on an MSC TCP/IP physical link that specifies a generic IMS ID of a TCP/IP generic resource group, but the IMS system has active physical links that specify conflicting IMS ID values. All physical links to the same IMS system must specify either the same generic IMS ID of a TCP/IP generic resource group or the IMS ID of the IMS system. This problem is an internal logic error.
- 14 An attempt was made to start a logical link on an MSC TCP/IP physical link that specifies the IMS ID of the IMS system, but the IMS system has active physical links that specify conflicting IMS ID values. All physical links to the same IMS system must specify either the same generic IMS ID of a TCP/IP generic resource group or the IMS ID of the IMS system. This problem is an internal logic error.
- 15 An attempt was made to start a logical link on an MSC TCP/IP physical link that specifies a generic IMS ID of a TCP/IP generic resource group, but the STOGENLGN status is set for the physical link in either the local IMS system or the remote IMS system.
- 16 An attempt was made to start a logical link on an MSC TCP/IP physical link, but the STOLGN status is set for the physical link in either the local IMS system or the remote IMS system.
- 17 The value of the GENIMSID= parameter in IMS DFSDCxxx PROCLIB member and the value of the GENIMSID= parameter in the IMS Connect PROCLIB member are not the same. Applies to MSC TCP/IP links.
- 18 The GENIMSID= parameter in the IMS DFSDCxxx PROCLIB member is not specified, but the value of the GENIMSID= parameter in IMS Connect HWSCFGxx PROCLIB member is not blanks.
- 19 A remote partner IMS system attempted to logon to an IMS system in a TCP/IP generic resource group by using an IMS ID. To logon to an IMS system in a TCP/IP generic resource group, remote IMS systems must use the generic IMS ID of the TCP/IP generic resource group, as specified on the GENIMSID parameter of the DFSDCxxx PROCLIB members of the participating IMS systems.
- 20 The GENIMSID in parmlib member DFSDCxxx was the same value as either the real subsystem ID (IMSID) or the XRF resource name (RSENAME). These must be different.
- 21 A restart message was received from a remote IMS to a XRF alternate IMS. The restart was rejected with a DFS3218 RSN=0521. This event is a normal condition in a XRF environment using a GENIMSID. The error condition was issued internally to notify IMS Connect to reject this restart. The restart message to the active IMS will be accepted. This message is not issued to the MTO.

link# Identifies the link.

System action: IMS prevents the link from starting.

Operator response: Refer to the reason code for possible causes and actions. The DFS3218 reason codes are also documented in the DFSKEYRC macro.

Use the QUERY MSLINK, /DISPLAY LINK, or /DISPLAY LINK OPTION BUFSIZE command on each side of the link to determine whether the links are compatible. If error is due to incompatible link parameters, use the UPDATE MSLINK or /UPDATE MSLINK command to set the parameters compatible. Notify the system programmer if the error persists.

System programmer response: If the error is not due to incompatible link options between this side of the link and its partner, or the incompatibility cannot be determined or corrected with the UPDATE MSLINK command, analyze the 6701 MSSx log records produced when the error occurred.

To print the type 6701-MSSx (x = 1, 2, 3, and 4) log records, use the DFSERA10 log print utility with the following control cards:

```
CONTROL CNTL
OPTION PRINT 0=5,V=6701,L=2,C=M,E=DFSERA30
OPTION PRINT 0=9,V=MSS,L=3,T=C,C=E,E=DFSERA30
```

If the error is related to the use of TCP/IP generic resources, make sure that all MSC TCP/IP physical links to the IMS systems specify either the generic IMS ID of the TCP/IP generic resource group, or the IMS ID of the IMS system. If the link you are starting uses TCP/IP generic resources, you might try directing the link to another IMS system in the TCP/IP generic resource group.

If the error is related to any of the following link statuses, issue the /RSTART LINK command or the UPDATE MSPLINK command with either the START(LOGON) or the START(GENLOGON) keyword:

- PSTOPPED
- PSTOPGEN
- STOLGN
- STOGENLGN

The type-1 /PSTOP MSPLINK command sets the appropriate stop status, either PSTOPPED or PSTOPGEN, depending on the specification of the GENIMSID parameter in the DFSDCxxx PROCLIB member. If status is ACTIVE, PSTOPGEN is set, if DISABLED, PSTOPPED is set. This status can be displayed by either the /DISPLAY ASMT MSPLINK or QUERY MSPLINK NAME(msplink_name) SHOW(STATUS) commands.

Problem determination: 1, 5, 6, 7, 17b

Module: DFSCMSW0, DFSCM7D0, DFSCM7A0, DFSCM7B0, DFSTC7B0

Related information:

Chapter 2, "IMS problem determination," on page 13

DFS3220I RECEIVED ERROR RETURN CODE.
REQ CODE=xx, REG 0=yy, REG 15=zz,
LINK=nnn, CLSDST SCHEDULED.

Explanation: One of two conditions exists.

1. An RPL request has failed.
2. A VTAM request (using EXECRPL) failed 25 times because VTAM is short on storage. IMS will terminate the MSC/VTAM link. REG15 is X'04' and REG0 is X'08'.

The following information is given:

Code	Meaning
xx	Decimal request code
yy	Value (in decimal) placed in Register 0 by VTAM upon returning control to IMS
zz	Value (in decimal) placed in Register 15 by VTAM upon returning control to IMS
nnn	MSC/VTAM link ID for which the request failed

System action: The MSC/VTAM link session for the indicated link is terminated. An IMS log record (X'67') with an ID of MSSx (where x=1, 2 or 3) containing pertinent information was written.

Operator response: Notify the IMS System Programmer.

Programmer response: See VTAM V4R3 for MVS/ESA Programming and VTAM Messages and Codes for an explanation of what caused this return code.

Problem determination: 1, 5, 6, 7, 17b.

Related information:

Chapter 2, "IMS problem determination," on page 13

DFS3221 SHOULD NOT OCCUR TYPE LOGIC ERROR LINK nnn

Explanation: An illogical condition has been detected by the MSC/VTAM device dependent module for the specified link *nnn*.

System action: The MSC/VTAM link session for the indicated link is terminated. An IMS log record (X'67') with an ID of MSSx (where x = 1, 2 or 3) containing pertinent information was written.

Operator response: Notify the IMS System Programmer.

System programmer response: See Problem Determination.

Problem determination: 1, 5, 6, 7 17b

Related information:

Chapter 2, "IMS problem determination," on page 13

**DFS3222I UNEXPECTED STATUS | FORCE
CLEANUP DONE | LINK=*nnn*,
UNDEFN | SIMLOG | OPNDST |
CLSDST | SESSNC | RECEIV | SEND
| RESTR | RQSESS | OPNSEC |
TRMSESS | ***** , RC=*xx*, FDB2=*yy*,
LOSTERM | NSEXIT | UNBIND=*zz*,
SENSE=*www***

Explanation: If UNEXPECTED STATUS is present in the message, an RPL request (indicated by one of the values in brackets, including ***** if unknown) resulted in an unexpected return status from VTAM.

If FORCE CLEANUP DONE is present in the message, an RPL request (indicated by one of the values in brackets, including ***** if unknown) was canceled by a /PSTOP LINK FORCE command and an NSEXIT event was simulated by IMS to cause the link to be PSTOPPED and IDLE.

The message includes the following information:

Code	Meaning
<i>nnn</i>	MSC/VTAM link ID for which condition occurred
<i>xx</i>	Hexadecimal value of RPLRTNCD field of RPL
<i>yy</i>	Hexadecimal value of RPLFDB2 field of RPL
<i>zz</i>	Hexadecimal IMS LOSTERM/NSEXIT/UNBIND indicator (See message DFS970I for an explanation of the <i>zz</i> values.)
<i>www</i>	Hexadecimal value of RPLSSNSI field of RPL

System action: The MSC/VTAM session is terminated for the specified link.

Operator response: Notify the IMS system programmer.

System programmer response: See *VTAM Messages and Codes* (SC31-6493) for an explanation of the code meanings.

Problem determination: 1, 5, 6, 7, 17b

Related information:

“DFS970I” on page 260

Chapter 2, “IMS problem determination,” on page 13

**DFS3223 INVALID EXCP RESPONSE RECEIVED
LINK *nnn***

Explanation: An exception response was received on the specified MSC/VTAM link *nnn* and was not an 0846 type exception response.

System action: The MSC/VTAM link session is terminated for the specified link ID.

System programmer response: See Problem Determination.

Problem determination: 1, 5, 6, 7, 17b.

Related information:

Chapter 2, “IMS problem determination,” on page 13

**DFS3224 EXCP RESPONSE RECEIVED FOR
WRONG RU NUMBER LINK *nnn***

Explanation: An 0846 exception response was received on the specified link *nnn*, for an invalid RU number.

System action: The link session is terminated for the specified MSC/VTAM link ID.

Operator response: Notify the system programmer.

System programmer response: See Problem Determination.

Problem determination: 1, 5, 6, 7, 17b

Related information:

Chapter 2, “IMS problem determination,” on page 13

**DFS3225 UNEXPECTED RRN RESPONSE
RECEIVED LINK *nnn***

Explanation: An unexpected VTAM RRN response was received on the specified link *nnn*.

System action: The link session is terminated for the specified MSC/VTAM link.

Operator response: Notify the system programmer.

System programmer response: See Problem Determination.

Problem determination: 1, 5, 6, 7, 17b.

Related information:

Chapter 2, “IMS problem determination,” on page 13

**DFS3226 CHAINING ERROR ON DATA
RECEIVED LINK *nnn***

Explanation: An SNA chaining error was encountered in an RU received on the specified link *nnn*.

System action: The session is terminated for the indicated MSC/VTAM link.

Operator response: Notify the system programmer.

System programmer response: See Problem Determination.

Problem determination: 1, 5, 6, 7, 17b.

Related information:

Chapter 2, “IMS problem determination,” on page 13

**DFS3227 RU SEQUENCE ERROR ON DATA
RECEIVED LINK *nnn***

Explanation: An SNA sequence error was encountered on an RU received on the specified link *nnn*.

System action: The session is terminated for the indicated MSC/VTAM link.

Operator response: Notify the system programmer.

System programmer response: See Problem Determination.

Problem determination: 1, 5, 6, 7, 17b.

Related information:

Chapter 2, "IMS problem determination," on page 13

DFS3228 BRACKETS ERROR ON DATA RECEIVED LINK *nnn*

Explanation: An SNA brackets error has been encountered on an RU received on the specified link *nnn*.

System action: The session is terminated for the indicated MSC/VTAM link.

Operator response: Notify the system programmer.

System programmer response: See Problem Determination.

Problem determination: 1, 5, 6, 7, 17b.

Related information:

Chapter 2, "IMS problem determination," on page 13

DFS3229 UNEXPECTED FMH ON DATA RECEIVED LINK *nnn*

Explanation: An RU with FMH was received on the specified MSC/VTAM link *nnn* when no FMH was expected.

System action: The session is terminated for the indicated MSC/VTAM link.

Operator response: Notify the system programmer.

System programmer response: See Problem Determination.

Problem determination: 1, 5, 6, 7, 17b.

Related information:

Chapter 2, "IMS problem determination," on page 13

DFS3230 EXPECTED FMH7 NOT RECEIVED LINK *nnn*

Explanation: A selective receiver ERP message was expected on the specified MSC/VTAM link *nnn*, but something different was received.

System action: The session is terminated for the indicated MSC/VTAM link.

Operator response: Notify the system programmer.

System programmer response: See Problem Determination.

Problem determination: 1, 5, 6, 7, 17b.

Related information:

Chapter 2, "IMS problem determination," on page 13

DFS3231 INVALID FMH5 RECEIVED LINK *nnn*

Explanation: An RU with invalid FMH Type 5 was received on the specified MSC/VTAM link *nnn*.

System action: The session is terminated for the indicated MSC/VTAM link.

Operator response: Notify the system programmer.

System programmer response: See Problem Determination.

Problem determination: 1, 5, 6, 7, 17b.

Related information:

Chapter 2, "IMS problem determination," on page 13

DFS3232 EXPECTED FMH5 NOT RECEIVED LINK *nnn*

Explanation: An expected FMH Type 5 did not occur in the RU received on the specified link *nnn*.

System action: The session is terminated for the indicated MSC/VTAM link.

Operator response: Notify the system programmer.

System programmer response: See Problem Determination.

Problem determination: 1, 5, 6, 7, 17b.

Related information:

Chapter 2, "IMS problem determination," on page 13

DFS3233 INVALID FMH6 RECEIVED LINK *nnn*

Explanation: An invalid Type 6 FMH was received on the specified link *nnn*.

System action: The session is terminated for the indicated MSC/VTAM link.

Operator response: Notify the system programmer.

System programmer response: See Problem Determination.

Problem determination: 1, 5, 6, 7, 17b.

Related information:

Chapter 2, "IMS problem determination," on page 13

DFS3234 DR1 RESPONSE RECEIVED FOR WRONG RU LINK *nnn*

Explanation: A DR1 received for a SNA command did not carry the VTAM sequence number of the command.

System action: The session is terminated for the indicated link.

Operator response: Notify the system programmer.

System programmer response: See Problem Determination.

Problem determination: 1, 5, 6, 7, 17b

Related information:

Chapter 2, "IMS problem determination," on page 13

DFS3235 BIS/SBI RECEIVED TWICE LINK *nnn*

Explanation: An SNA BIS or SBI command was received twice on the specified link *nnn*.

System action: The session is terminated for the indicated MSC/VTAM link.

Operator response: Notify the system programmer.

System programmer response: See Problem Determination.

Problem determination: 1, 5, 6, 7, 17b.

Related information:

Chapter 2, "IMS problem determination," on page 13

DFS3236 DR2 RESPONSE RECEIVED FOR WRONG RU NUMBER LINK *nnn*

Explanation: A DR2 received for SNA data did not carry the VTAM sequence number of the OIC/LIC.

System action: The session is terminated for the indicated link.

Operator response: Notify the system programmer.

System programmer response: See Problem Determination.

Problem determination: 1, 5, 6, 7, 17b

Related information:

Chapter 2, "IMS problem determination," on page 13

DFS3237 UNEXPECTED FME RESPONSE RECEIVED LINK *nnn*

Explanation: An unexpected SNA FME response occurred on the indicated MSC/VTAM link *nnn*.

System action: The session is terminated for the indicated MSC/VTAM link.

Operator response: Notify the system programmer.

System programmer response: See Problem Determination.

Problem determination: 1, 5, 6, 7, 17b.

Related information:

Chapter 2, "IMS problem determination," on page 13

DFS3238 INVALID/UNEXPECTED INFORMATION RECEIVED LINK *nnn*

Explanation: A SNA command or LU was received that is not supported by MSC/VTAM.

System action: The session is terminated for the indicated link.

Operator response: Notify the system programmer.

System programmer response: See Problem Determination.

Problem determination: 1, 5, 6, 6, 7, 17b

Related information:

Chapter 2, "IMS problem determination," on page 13

DFS3239 CLSDST/TERMSS ISSUED LINK *nnn*

Explanation: A VTAM CLSDST or TERMSESS has been issued on the specified MSC/VTAM link *nnn* as a result of either an operator request or error situation encountered previously.

System action: The session is terminated for the indicated MSC/VTAM link.

Operator response: No action is required.

System programmer response: No action is required.

Problem determination: None.

DFS3240 DATA RECEIVED EXCEEDS ALLOCATED INPUT BUFFER LINK *nnn*

Explanation: Data received on the specified MSC/VTAM link *nnn* exceeded the input buffer allocation.

System action: The session is terminated for the indicated MSC/VTAM link.

Operator response: Notify the system programmer.

System programmer response: See Problem Determination.

Problem determination: 1, 5, 6, 7, 17b

Related information:

Chapter 2, "IMS problem determination," on page 13

DFS3241 DATA FRAME COUNT DOES NOT AGREE WITH RPL BYTES-RECEIVED COUNT LINK *nnn*

Explanation: The MSC data frame count (first 2 bytes of the MSC RU) does not agree with the value indicated by VTAM in the RECEIVE RPL for the specified MSC/VTAM link *nnn*.

System action: The session is terminated for the indicated MSC/VTAM link.

Operator response: Notify the system programmer.

System programmer response: See Problem Determination.

Problem determination: 1, 5, 6, 7, 17b

Related information:

Chapter 2, "IMS problem determination," on page 13

DFS3242I PARTNER SHUTTING DOWN LINK
mmm

Explanation: The last message sent to the link partner has been rejected because the partner commenced shutdown just as the message arrived.

System action: The message is returned to queue by the current system.

Operator response: No action is required.

Problem determination: None

DFS3243I PARTNER SHUTTING LINK DOWN LINK
mmm

Explanation: The last message sent to the link partner has been rejected, because the partner commenced link shutdown just as the message arrived.

System action: The message is returned to queue by the current system.

Operator response: No action is required.

System programmer response: No action is required.

Problem determination: None

DFS3244I PARTNER NOT ACCEPTING INPUT LINK
mmm

Explanation: The last message sent to the link partner was rejected, because the partner just encountered an error situation which prevented further accepting of input on this link.

System action: The message is returned to queue by the current system.

Operator response: Contact the system operator of the partner for cause of the error.

Operator response: Notify the system programmer.

Problem determination: None

DFS3245 INVALID RESPONSE TYPE REQUESTED BY RU RECEIVED LINK
mmm

Explanation: An RU received has violated the MSC/VTAM protocol by requesting an incorrect type of SNA response.

System action: The session is terminated for the indicated link.

Operator response: Notify the system programmer.

System programmer response: See Problem Determination.

Problem determination: 1, 5, 6, 7, 17b

Related information:

Chapter 2, "IMS problem determination," on page 13

DFS3246 INVALID CD INDICATOR SET ON RU RECEIVED LINK
mmm

Explanation: An RU received carries a CD indicator, in violation of the MSC/VTAM protocol.

System action: The session is terminated for the indicated link.

Operator response: Notify the system programmer.

System programmer response: See Problem Determination.

Problem determination: 1, 5, 6, 7, 17b

Related information:

Chapter 2, "IMS problem determination," on page 13

DFS3247I UNEXPECTED FME AND RRN RESPONSE RECEIVED ON LINK
mmmm

Explanation: An unexpected SNA FME plus RRN response was received on the indicated VTAM link.

System action: The MSC and link session for the indicated link ID is terminated.

Operator response: Notify the IMS system programmer.

System programmer response: See Problem Determination.

Problem determination: 1, 5, 6, 7, 17b

Related information:

Chapter 2, "IMS problem determination," on page 13

DFS3248W A LONG DELAY IN LOG SURVEILLANCE

Explanation: The logging activity in the XRF active IMS is suspended longer than the limit specified in the LOG= parameter in the DFSHSBxx member of the IMS PROCLIB data set.

System action: IMS continues processing normally.

Operator response: Check the XRF active IMS system to determine why the logging activity has been suspended excessively, and correct it if any abnormal condition exists.

Module: DFSHTK00

DFS3249W A LONG DELAY IN LINK SURVEILLANCE

Explanation: XRF LINK surveillance in the active IMS is suspended longer than the limit specified in the

LNK= parameter in the DFHSBxx member of the IMS PROCLIB data set.

System action: IMS continues processing normally.

Operator response: Check the XRF active IMS system to determine why XRF ISC LINK surveillance has been suspended excessively, and correct it if any abnormal condition exists.

Module: DFSHTK00

**DFS3250 COMMAND NOT ENTERED FROM
 MASTER TERMINAL OR SYSTEM
 CONSOLE**

Explanation: A restricted version of a /LOCK or an /UNLOCK command was entered from a remote terminal, but is only allowed from the master terminal or system console. The /LOCK command with keyword DB, PROG, or TRAN, and the /UNLOCK command with keyword DB, PROG, TRAN, or SYSTEM can only be entered from the master terminal or system console.

System action: The /LOCK or /UNLOCK command is ignored.

Operator response: (local/remote terminal operator)
Reenter the command on the system console or master terminal.

Chapter 69. DFS messages, DFS3251W - DFS3300I

This topic contains the following messages:

DFS3251W A LONG DELAY IN RDS SURVEILLANCE

Explanation: XRF RDS (restart data set) surveillance in the active IMS is suspended longer than the limit specified in the LNK= parameter in the DFSHSBxx member of the IMS PROCLIB data set.

System action: IMS continues processing normally.

Operator response: Check the XRF active IMS system to determine why RDS surveillance has been suspended excessively, and correct it if any abnormal condition exists.

Module: DFSHTK00

DFS3252I DATA EXISTS ON *yyy* LOG THAT DOES NOT EXIST ON *zzz* LOG.

Explanation: During the processing of the Log Recovery utility in CLS mode, DFSULG20 found that data existed on one input log but did not exist on the other log. Also, when DFSFDLW0 was called to copy log records from the WADS, all the records already existed on one of the input logs. This scenario can happen, for instance, if there is a write error on one of the OLDSs. This is not necessarily an error condition because the Log Archive utility also detects this inconsistency and creates SLDS or RLDS from the OLDS that has all of the data.

In the message text, the values of *yyy* and *zzz* can be either PRIMARY and SECONDARY or vice versa, depending upon which is appropriate in which spot.

System action: The utility dumps the error block, which might be the end-of-file marker if a write error was encountered, and continues processing in CLS mode. Neither OLDS is flagged as being in error in DBRC.

User response: No response is necessary. This message is put out as informational to make you aware that one OLDS does not contain all of the data that it is supposed to. You might have already known before running the Log Recovery utility that the OLDS encountered a problem such as a write error.

Problem determination: To determine which blocks are on one OLDS and not on the other, you can use a tool such as IMS Problem Investigator for z/OS or DFSERA10 to check type 4800 log records. There is one type 4800 log record per block and it contains fields such as the block sequence number.

DFS3254I BUFSTOR FORCED TO 31 BECAUSE BLKSZ NOT A MULTIPLE OF 4K

Explanation: Before obtaining 64-bit addressable storage for OLDS log buffers, IMS verifies the value of the BLKSZ parameter defined on the OLDSDEF statement of the DFSVSMxx member of the IMS PROCLIB data set. IMS issues this message if the BLKSZ parameter value is not a multiple of 4096.

System action: IMS obtains 31-bit addressable storage for the log buffers, overriding the BUFSTOR=64 parameter specifying 64-bit addressable storage on the OLDSDEF statement, and continues processing.

User response: No action is required.

IMS always obtains 31-bit addressable storage for OLDS log buffers unless the value given for BLKSZ is a multiple of 4096. Ensure that the value given for the BLKSZ parameter is a multiple of 4096 if you want to use 64-bit addressable storage for OLDS log buffers.

Module: DFSXLGI0

DFS3255I MAXSESS TOO LARGE FOR MSC/VTAM LINK *nnn*, DEFAULTING TO 676

Explanation: The sum of the MAXSESS field defined at system definition time and the NLXB JCL parameter exceeds 676 for the specified *nnn* MSC/VTAM link. The largest MAXSESS allowed is 676.

System action: The MAXSESS field in the associated LCB is set to 676, and processing continues.

Operator response: Notify the system programmer.

System programmer response: Check the MAXSESS field in system definition for this link, and check the NLXB parameter in the IMS control region JCL.

DFS3256I OPEN FAILED ON *ddname* - DURING ONLINE LOG READ (*xx*)

or

OPEN/ALLOCATION FAILED ON *ddname*

or

OPEN FAILED ON *ddname* - DD CARD SPECIFICATION ERROR

Explanation: The log data set specified on the *ddname*

could not be opened or allocated for logging, because the DD statement was not correctly specified or because the preallocated data set had inconsistent DCB attributes.

The first form of this message applies to log write operations for either an online log data set (OLDS), or a write-ahead data set (WADS).

The second form of this message is issued under these conditions:

- When an OLDS is opened that has a different block size (BLKSIZE) from the value displayed in message DFS2207I.
- When a write-ahead data set (WADS) is opened which does not have sufficient space allocated.
- When the RECFM is not VB.
- When an extended format OLDS was found and this release of IMS cannot use an extended format OLDS.

The third form of the message appears when the GETMAIN storage is not available for the OSAM DCB required for a log read operation. It is also issued when the OSAM OPEN function fails. When the GETMAIN storage is not available, xx contains a value of x'FF'. When the OSAM OPEN function fails, xx is the return code value returned by the OSAM OPEN function.

System action: If the error occurred while opening a WADS and one or more WADS was still available, IMS continues processing. If no WADS was available, message DFS3262I is issued and IMS continues processing.

If the error occurred while opening an OLDS and 3 or more OLDS are still available, IMS continues processing. If 2 or less OLDS are available, message DFS3260I is issued. See the system action for message DFS3260I.

Operator response: No action is required.

Programmer response: No action is required.

Related information:

"DFS2207I" on page 482

"DFS3260I" on page 687

DFS3257I ONLINE LOG NOW OPENED ON
ddname

or

ONLINE LOG NOW SWITCHED - FROM *ddname1*
TO *ddname2*

or

ONLINE LOG CLOSED ON *ddname*

or

OLDS|WADS DEALLOCATED ON *ddname*

Explanation: The first form of the message appears when IMS restart takes place and the online log data set (OLDS) is ready for use.

The second form of the message is issued each time the OLDS (*ddname1*) becomes full, EOV was forced, or OLDS (*ddname1*) incurred an I/O error and was closed. The next OLDS (*ddname2*) is opened for further logging. During an XRF takeover, the second form of the message appears. *ddname1* is the OLDS that is terminated from the WADS when takeover is requested.

The third form of this message appears when normal shutdown is scheduled and OLDS is closed.

The fourth form of this message is issued on the master terminal when some OLDS are forced to stop, by a /STOP command or because of I/O error. The log data set is no longer needed for online database backout, and the log data set is removed from the candidate list for future use. This OLDS is dynamically deallocated from the control address space.

System action: IMS continues processing.

Operator response: If automatic archiving is not specified, display the OLDS status to determine whether to submit an archive job.

When the fourth form of the message appears, the specified OLDS is ready for repair. After the OLDS has been archived, the data set can be scratched and reallocated on another volume. Then the /START OLDS command can be entered to reconnect the OLDS to the online IMS.

Programmer response: No action is required.

DFS3258A LAST ONLINE LOG DATA SET IS
BEING USED - NEED ARCHIVE

or

**SYSTEM WAITING FOR AN ONLINE LOG DATA
SET - NEED ARCHIVE**

Explanation: The first form of this message is sent when IMS™ detects that the last unarchived online log data set (OLDS) was being used. All the other OLDS are not reusable for output operation, because they have not yet been archived or have been stopped.

The second form of this message is sent when all non-stopped OLDS require archiving. The second message is repeated at 5 minute intervals until the situation is resolved by archive completion.

System action: For the first form, IMS continues processing. For the second form, IMS is in a wait state until some OLDS become usable.

Operator response: If an archive job is not currently running, submit an archive job to free up OLDS. Also in a z/OS environment, a new data set can be added

with the /START OLDS command only if there is Log buffer available.

Programmer response: No action is required.

DFS3259I ONLINE LOG DATA SET NOT YET ARCHIVED FOR *ddname*

Explanation: The online log data set (OLDS), identified by *ddname*, would normally have been archived and be ready for reuse. However, it was not archived.

System action: IMS will use another available OLDS and continue processing.

System operator response: If an archive job for the specified log data set is not executing, submit an archive job.

Programmer response: No action is required.

DFS3260I ONLINE LOG DATA SET SHORTAGE - NEED ANOTHER DATA SET

Explanation: Because of I/O errors or /STOP OLDS commands, two or less online log data sets (OLDS), are available which can be used by IMS.

System action: If two OLDS remain, IMS continues processing. If there is only one, IMS initiates a /CHE FREEZE.

Operator response: The /DISPLAY OLDS command can be used to display the status of all OLDS. When two data sets remain, any one of the following responses is acceptable:

- No response, IMS continues processing.
- In a z/OS environment, additional OLDS can be activated using the /START OLDS command.
- The checkpoint command can be used to initiate an IMS shutdown.

Programmer response: No action is required.

DFS3261I WRITE AHEAD DATA SET NOW ON *ddname*

Explanation: The log write-ahead function is now using the data set identified by *ddname*. During IMS execution, this message might follow a WADS I/O error message.

System action: IMS continues processing.

Operator response: No action is required.

Programmer response: No action is required.

DFS3262I NO DATA SET AVAILABLE FOR LOG WRITE AHEAD

Explanation: Either the WAD's are too small, or errors have occurred OPENING or writing to the WADS, and no more WADS are available.

System action: IMS continues processing. However, the system performance can be degraded because the log write-ahead support will cause the online log buffers to be truncated.

System operator response: No response is required. The checkpoint command can be used to shutdown IMS. Writing to the WADS will be reattempted after the next restart of IMS.

Programmer response: Allocate new WADs.

DFS3263I ARCHIVE UTILITY ENDED UNSUCCESSFULLY (rrrrrrrr)

or

ARCHIVE UTILITY ENDED SUCCESSFULLY

or

ARCHIVE UTILITY ENDED SUCCESSFULLY (rrrrrrrr)

Explanation: The Log Archive Utility terminated either successfully or unsuccessfully. A reason for termination is given in cases where a programmer response is required. The values for *rrrrrrrr* are:

- SUCCESSFULLY - (BUT NOT ALL OLDS WERE ARCHIVED)
- UNSUCCESSFULLY - (OPEN ERROR) (DBRC VERIFICATION FAILED: INPUT LOG(S), SSID OR RECON(S) ARE INVALID)
- (EXEC PARAMETER ERROR)
- (CONTROL STATEMENT ERROR)
- (DATA SET SPECIFICATION ERROR)
- (ERROR IN SINGLE INPUT LOG)
- (DUPLICATE ERROR IN DUAL INPUT LOG)
- (OUTPUT DATA SET I/O ERROR)
- (OUT-OF-SPACE IN OUTPUT DATA SET)
- (UNSUCCESSFUL EXCHANGE BETWEEN DUAL INPUT DATA SETS)
- (USER EXIT ROUTINE ERROR)
- (DEVICE TYPE ERROR)
- (OUTPUT DATA SET BLOCK/TRACK SIZE IS TOO SMALL)
- (DBRC MODULE NOT FOUND)
- (NON-ZERO RETURN CODE FROM ISITMGD)

System action: If the Log Archive Utility ended SUCCESSFULLY with a return code of 0 and no accompanying reason, then all online log data sets (OLDS) were archived as identified in the SYSPRINT output messages. The utility terminated normally.

If the Log Archive Utility ended SUCCESSFULLY with a return code of 4 and the accompanying reason "(BUT NOT ALL OLDS WERE NOT ARCHIVED)", then one or both of the following reasons apply to this archive job:

- The system encountered a recovery point in an OLDS, archived that OLDS, and terminated without

archiving any more OLDS. A recovery point results at every /DBR or /DBD command that forces an OLDS switch.

- An OLDS specified as input to the Archive utility was already archived when this job ran. The SYSPRINT output messages will identify the OLDS that were already archived.

If the Log Archive Utility ended UNSUCCESSFULLY, then the accompanying reason, additional DFS messages, and messages in the SYSPRINT output identify the reason for abnormal termination.

Programmer response: If all OLDS were not archived because they encountered a recovery point, then run the Log Archive Utility for the unarchived OLDS.

If the utility ended UNSUCCESSFULLY, correct the error and rerun the Log Archive Utility.

DFS3264I ARCHIVE UNABLE TO OPEN zzzz

or

ARCHIVE UNABLE TO OPEN|CLOSE xxxx ddname

Explanation: The xxxx value in the first message is the online log data sets (OLDS), system log data sets (SLDS), or USER. Field xxxx indicates the type of data set that could not be opened or closed. ddname is the name of the DD statement for the data set.

The zzzz value in the second message is SYSIN or SYSPRINT, which indicates that the data set could not be successfully opened.

System action: In the case of dual input or user output data sets, the processing continues. In any other case, the Log Archive utility will be terminated with a return code.

Operator response: No action is required.

Programmer response: If the Log Archive utility fails, ensure that the DD statements are present and that the specifications are correct; then rerun the job.

DFS3265I xxxxxx ERROR DURING WADS PROCESSING

or

xxxxxx ERROR IN WADS DD - ddname

Explanation: The specified write-ahead data sets (WADS) error was encountered while the Log Recovery Utility was performing in CLS or DUP mode with the CLOSE option. The values for xxxxxx can be:

OPEN An error occurred while opening the WADS.

READ An error occurred while reading the WADS.

DEVICE TYPE

The device type of the data set specified as a WADS is not DASD.

SEQUENCE #

Data required to properly close the online log data sets (OLDS) is missing from WADS.

CLOSE An error occurred while closing the WADS.

TRKCALC

An error occurred in the MVS TRKCALC function.

LOGIC An internal logic error was detected by the WADS read module (DFSFDLW0).

VERIFY

An error was found in the WADS DD statement (DFSWADS0).

MISSING RCD

A sequence of WADS records had fewer records than it should.

System action: The Log Recovery utility, DFSULTR0, terminates with abend 3265.

DFS3266I CONTROL STATEMENT ERROR rrrrrr

Explanation: The control statement contains an error. rrrrrr describes the type of error, and one of the values of rrrrrr will appear depending on the type of error.

The values of rrrrrr are:

(NO OPERATION CODE)

(INVALID OPERATION CODE OR PARAMETER)

(NO DDNOUT1 OR DDNAME LENGTH ERROR IN COPY)

(INVALID SPECIFICATION IN NOLOG)

(NO NAME OR NAME LENGTH ERROR IN EXIT)

(NO NOLOG AND NO FEOV IN SLDS)

('MUST BE WRITTEN' LOG IN NOLOG)

(CONCATENATION ERROR)

(DUPLICATE SPECIFICATION)

(PARENTHESIS ERROR)

(INVALID OFFSET SPECIFICATION)

(INVALID FLDLEN SPECIFICATION)

(INVALID FLDTYP SPECIFICATION)

(INVALID COND SPECIFICATION)

(INVALID VALUE SPECIFICATION)

(INVALID FEOV SPECIFICATION)

(INVALID DBRECOV SPECIFICATION)

(INVALID DDNAME SPECIFIED IN COPY STATEMENT)

System action: The Log Archive utility will be terminated with a return code.

Operator response: No action is required.

Programmer response: Correct the control statement and rerun the job.

DFS3267I USER EXIT ROUTINE entryname FAILED AT zzzz EXIT RC=xx

Explanation: The value of zzzz is INITIALIZATION, PROCESSING, or TERMINATION. An exit routine returned to the log Archive utility with a return code other than a binary zero. xx is the decimal return code value returned by the named (entry point) exit routine.

System action: The Log Archive utility processing terminates.

Operator response: None.

Programmer response: The required response is a function of the exit routine's processing.

DFS3268I DD CARD ERROR - rrrr

Explanation: During the processing of the Log Recovery utility, a data set specification error was found. *rrrr* is a descriptive error reason. The values for *rrrr* are:

- NO OUTPUT LOG IS SPECIFIED
- NO INPUT LOG IS SPECIFIED
- BOTH OLDS AND SLDS ARE SPECIFIED
- INPUT LOG DEVICE TYPE ERROR
- OUTPUT LOG DEVICE TYPE ERROR
- PRIMARY AND SECONDARY SLDS HAVE DIFFERENT BLOCK SIZE
- NO PRIMARY NEXT OLDS IS SPECIFIED
- BOTH WADS AND NEXT OLDS ARE SPECIFIED
- INCORRECT NEXT OLDS IS SPECIFIED
- WADS IS SPECIFIED, BUT NO WADS WAS AVAILABLE AT TIME OF LAST OLDS WRITE
- WADS IN USE AT TIME OF LAST OLDS WRITE NOT SPECIFIED
- DUP OR REP MODE AND PRIOR OLDS ARE SPECIFIED
- OLDS INPUT IS REQUIRED
- NO PRIMARY INPUT IS SPECIFIED
- WADS OR NEXT OLDS SPECIFIED WITH DUP/REP MODE
- OUTPUT LOG SHOULD NOT BE SPECIFIED
- PRIOR OLDS NEEDED BUT NOT SPECIFIED
- CLS FAILS - PRIOR OLDS INVALID
- CLS FAILS - PRIOR OLDS POSITIONING FAILED
- INVALID INPUT DATA SET ATTRIBUTES ON *dsname*

dsname is a variable describing which input data set had invalid attributes. Some examples include: DFSOLP, DFSOLS, IEFRDER and IEFRDER2.

- PSB MODE REQUIRES IEFRDER INPUT DD CARD

System action: The Log Recovery utility fails.

Programmer response: Correct the JCL and rerun the job.

DFS3269I TRACK SIZE OF *xxxx dname* IS TOO SMALL, OLDS BLKSIZE=*yyyy*

or

BLOCK SIZE OF *xxxx dname* IS TOO SMALL, OLDS BLKSIZE=*yyyy*

Explanation: The block or track size of the specified output data set is too small to contain a log record that must be copied from the input data set. The value *xxxx* is the system log data set (SLDS), user data set (USER) or recovery log data set (RLDS). The value *yyyy* is the block size of the input data set.

System action: The Log Archive utility is terminated.

Programmer response: Specify a block size equal to the displayed OLDS block size for the data set which encountered this error, and rerun the job.

DFS3270I INVALID INPUT LOG IS SPECIFIED

Explanation: The DBRC verification of the input log failed. The input log might have already been closed, or DBRC cannot find the RECON record for the specified input log.

System action: The Log Recovery utility, DFSULTR0, failed.

Programmer response: SYSPRINT should contain a DBRC error message. See the explanation in message DSP0311I. Verify that the correct IMSID was specified in the EXEC parameters and that the correct data set name was specified on the input log DD statement. If the wrong IMSID or input log was specified, correct the JCL, and rerun the job.

Related information:

 DSP0311I (Messages and Codes)

DFS3271I *zzzzzz* = LOG DATA DOES NOT SATISFY LSN KEYWORD

or

zzzzzz = REQUIRED LOG DATA NOT FOUND

or

zzzzzz = LOG DATA EXISTS BEYOND EXPECTED CLOSE POINT

Explanation: The first form of this message, where the *zzzzzz* value is REQUIRED LOG DATA NOT FOUND, indicates that the Log Recovery utility has encountered one of the following conditions:

- NOWADS is specified.

The DFSWADS_{*n*} DD card may still be present in the execution JCL.

- NEXT OLDS and CLS specified.

The last block successfully written to the input OLDS has been located. Its block sequence number is not one less than the block sequence number of the first block in the NEXT OLDS.

- NEXT OLDS and DUP specified.

The block corresponding to the ERRC value or end-of-file has been encountered on the input OLDS. Its block sequence number is not one less than the block sequence number of the first block in the NEXT OLDS.

- WADS is specified.

The first error was encountered in CLS mode or in the ERRC number of errors in DUP mode, but the

input OLDS was not positioned so that its block sequence number is one less than the first block in the WADS.

CLS mode end-of-file checking could not successfully reread the last good block on the OLDS.

The second form of this message, where the *zzzzzz* value is LOG DATA EXISTS BEYOND EXPECTED CLOSE POINT, indicates that the Log Recovery utility has encountered the following condition:

- Input data set is a SLDS.
ERRC number of errors were encountered on the input SLDS, but the SLDS contains additional blocks with later time stamp values. This indicates that SLDS is not correctly positioned for close.
- CLS mode.
The first error was encountered in CLS mode, but end-of-file checking found additional blocks with later time stamp values.

The third form of this message, where the *zzzzzz* value is LOG DATA DOES NOT SATISFY LSN KEYWORD, indicates that the last log sequence number read by CLS or DUP mode is less than the value specified for the LSN keyword.

System action: The Log Recovery utility, DFSULTR0, terminates unsuccessfully. For the REQUIRED LOG DATA NOT FOUND and end-of-data detected cases, abend U3271 is issued.

Programmer response: If CLS mode was specified, change it to DUP mode with an error count other than zero. If DUP mode was specified, increase the error count value, and rerun the job. If NOWADS was specified assure that no DFSWADSn DD card is present, if present remove and rerun the job.

**DFS3272I OLDS ERROR. ACTIVE PSB
 MESSAGES NOT GENERATED.**

or

**X'47' LOG RECORD NOT FOUND. RECOVERY
REQUIREMENTS NOT GENERATED.**

or

**X'47' LOG RECORD NOT FOUND. ACTIVE PSB
MESSAGES NOT GENERATED.**

Explanation: This message is related to DFS3272E. See the information on that message for a detailed explanation and actions.

Related information:
DFS3272E

**DFS3272E INTERNAL ERROR DURING LOG
 RECOVERY**

Explanation: The write-ahead data set, WADS, was specified as input to the Log Recovery utility. The Log Recovery utility could not determine the active PSBs from the log data processed.

The first and second forms of this message are issued when a X'47', an active PSTs log record written at checkpoint time, was not found in the input (online log data sets (OLDS) and WADS).

The X'47' record contains a list of all active PSBs, and is required to ensure that the PSB report is complete.

The third form of this message is issued when an OLDS error is encountered. This means that the log records are missing, and therefore, the analysis of the active PSBs cannot be correctly performed.

The fourth form of this message is issued when an internal error occurs during Log Recovery utility processing.

System action: If this is not a "rerun" of the Log Recovery utility in PSB mode, the OLDS close process is completed. Otherwise, the Log Recovery utility simply terminates.

Programmer response: If you received the first two forms of this message and you need the active PSB information, do the following:

- Rerun the job in CLS mode, specifying the previous and current OLDS as concatenated data sets in your input.
- Specify PSBLIST=YES and DBRC=NO as exec parameters so that DBRC processing will be bypassed.

For the third form of this message, ensure that the previous and current OLDS were concatenated in the correct sequence. If OLDSs are specified correctly, use the Log Recovery utility in DUP mode to create a valid OLDS.

If you received the fourth form of this message, check your log record concatenation in your IEFORDER DD statement. A possible log record sequence error occurred.

**DFS3273I UNABLE TO PROCESS *xxx*
 COMMAND FOR *ddname*, REASON
 CODE *nn***

Explanation: A /START OLDS, /START WADS, /STOP OLDS, /STOP WADS, or /SWITCH WADS command could not be processed. The value of *xxx* is /START, /STOP, or /SWI indicating which command could not be processed. The reason code *nn* is a hexadecimal number.

For a /START command failure, one of the following reason codes occurs:

Code (hex)	Meaning
04	The OLDS or WADS could not be dynamically allocated. Either no DFSMDA member exists for the specified OLDS or WADS, or the dynamic allocation request failed.
08	One of these errors occurred: The specified OLDS is already allocated to this IMS and encountered a write error, the OLDS or WADS encountered a device-type error, or the WADS was allocated as DD DUMMY.
0C	The specified WADS is already allocated to this IMS, or the OLDS DSET table is full.
10	The WADS device type is not the same as the WADS device type established at DLOG initialization.
14	A permanent I/O error occurred while attempting to format the specified WADS.

For a /STOP command failure, one of the following reason codes occurs:

Code (hex)	Meaning
04	The specified OLDS or WADS is currently in use and cannot be stopped.
08	Less than 2 OLDS are currently available to this IMS. If this command is executed, it will result in an internal checkpoint freeze shutdown.
0C	The specified OLDS or WADS is not currently defined to this IMS.

For a /SWI command failure, one of the following reason codes occurs:

Code (hex)	Meaning
01	Insufficient WADS for switch. There must be at least one spare WADS, or two spare WADS if IMS is running with dual WADS.
02	IMS is not currently using WADS. Some WADS must be started before a switch command is meaningful.
03	A failure occurred opening the spare WADS.

System action: The command is rejected.

Operator response: If less than 2 OLDS are currently available, it might be possible to use the /START OLDS command to start additional OLDS and then retry the /STOP OLDS command. If the current OLDS should be stopped, it must first be closed with a command, such as /DBR, that causes a switch to the next OLDS.

In the case of a /START OLDS failure, notify the system programmer.

Problem determination: 1, 3, 8, 11, 36

Related information:

Chapter 2, "IMS problem determination," on page 13

DFS3274I DBRC LOG *xxxx* EXIT FAILED (*yy*)

Explanation: Either a DBRC request submitted by the IMS Log Archive utility or by the Log Recovery utility was unsuccessful, or a request to access or update the RECON data sets failed. The specific type of DBRC exit invoked is indicated by *xxxx*. The value of *xxxx* can be one of the following:

ARCHIVE INIT
ARCHIVE COMPLETE
RECOVERY INIT
RECOVERY OPEN
RECOVERY EOVS
RECOVERY CLOSE


The DBRC return code value is displayed as *yy* (hexadecimal) in the message. Convert this value to decimal and see the DBRC request return code information.

System action: The Log Archive utility or Log Recovery utility issues abend 3274.

Programmer response: If the wrong RECON data sets have been identified, or the RECON 1 and RECON 2 DD statements are missing, correct them. Otherwise, an analysis is required to determine the reason for the DBRC exit failure.

Problem determination: 1, 2, 3, 8, 11, 36

Related reference:

 DBRC request return codes (Messages and Codes)

Related information:

Chapter 2, "IMS problem determination," on page 13

DFS3275I EXEC PARAMETER ERROR

Explanation: Either an EXEC parameter is incorrectly specified, or the specified combination of EXEC parameters, DD statements, and control statements is invalid.

System action: The Log Recovery utility failed.

Programmer response: Correct the parameter and rerun the job. See *IMS Version 13 System Utilities* and *IMS Version 13 Operations and Automation* for an explanation of the Log Recovery utility EXEC parameter.

DFS3276I PRIMARY OR SECONDARY OLDS HAS BAD CONTENTS

Explanation: The contents of the primary input OLDS is different from the secondary OLDS. The primary or the secondary OLDS encountered a write error and was

DFS3277I • DFS3281A

not reused, whereas the other data set was reused, but was not closed successfully.

System action: The Log Recovery utility failed.

Programmer response: Remove the DD statement for the OLDS which has the bad contents and specify the other OLDS as the primary input log; then rerun the job.

DFS3277I END OF PRIMARY EXTENT DURING OLDS WRITE OPERATION

Explanation: A DUP mode or CLS mode for OLDS with WADS was specified. There was not enough room to write the log blocks from WADS, an accounting log record (X'06') in the primary extent of the output log (DUP mode) or the input log (CLS mode).

System action: The Log Recovery utility failed.

Programmer response: If CLS mode was specified, change it to DUP mode and specify an output log with enough space. If DUP mode was specified, specify more space for the output log and rerun the job.

DFS3278A DATA ERROR *nn* IN INPUT LOG DD *ddname*

Explanation: While reading a batch log input, Batch Backout detected one of the following errors, where code=*nn*:

Code	Meaning
------	---------

- | | |
|----|--|
| 02 | During backward processing of a DASD log, Batch Backout was unable to interpret the data in the field lengths. |
| 03 | During backward processing of a DASD log, an attempt was made to process beyond the last track. The log is not properly closed. |
| 05 | The log record sequence BCKSEQNR number (LGSEQNR), of the last log record read during the forward read does not match the log sequence number (BCKSEQNR) of the first record read during the backward read for an IMS batch log input data set. The possible cause of this error is a JCL error on the IMSLOGR DD statement. |

System action: The Database Backout utility, DFSBBO00, terminates unsuccessfully with a return code of RC=68 (X'44'). If the ABENDMSG control statement was specified, abend U507 is issued.

Programmer response: The log input might not be properly closed. Verify that the log is properly closed and rerun the backout job. If the log is properly closed, keep the log input and the abend U0507 dump. Then, contact the IMS systems programmer.

DFS3279I INCOMPLETE DEDB LOG CHAIN MAY REMAIN IN PREVIOUS LOG DATA SET

Explanation: The Log Recovery utility terminated successfully. Because no "sync point complete" log record (X'5937' or X'37') was found, an incomplete DEDB might remain in the log record chain in the previous log data set (OLDS or SLDS).

System action: The Log Recovery utility terminates with return code X'04'

Programmer response: If the previous log is OLDS, rerun the job in CLS mode and include the previous OLDS as a concatenated data set with the current OLDS. Also, specify PSBLIST=YES and DBRC=NO as EXEC parameters.

If the previous OLDS was already archived into an SLDS, run a Log Recovery utility job in DUP mode and specify the SLDS as an input data set. Also, specify PSBLIST=YES and DBRC=YES as EXEC parameters.

Note: If the closed OLDS is the only OLDS used since cold start, ignore this message.

DFS3280W REORG# updated for partition *yyyyyyyy*

Explanation: IMS has detected a lower reorganization number in the data set when compared to the reorganization number in the RECON data set for the HALDB partition identified by *yyyyyyyy*. The data set has been updated.

System action: IMS has updated the partition data set with the reorganization number from the RECON data set.

System programmer response: You must rebuild the indirect list data set (ILDS) if the indirect list entries (ILEs) were created with the same reorganization number as the data set.

Module: DFSDDUI0


DFS3281A CONTROL STATEMENT NOT VALID FOR INPUT LOG: *statement - logtype*

Explanation: The SYSIN data set contains a control statement that is not compatible with the type of input log. This message identifies the control statement and the input log type.

System action: The job is terminated before backout begins.

Programmer response: Remove the identified control statement and resubmit the job. See a description of the control statements for the Batch Backout utility.

Related reference:

 Batch Backout utility (DFSBBO00) (Database Utilities)

**DFS3282W REORG# needs update for partition
yyyyyyyy**

Explanation: IMS has detected a lower reorganization number in the data set as compared to the reorganization number in the RECON for the named HALDB partition. The partition data set cannot be updated with the correct reorganization number because the dataset is open only for input. IMS issues this message when the partition data set is opened.

System action: IMS updates the reorganization number in the internal control blocks, but the data set still contains a lower reorganization number until the data set is opened for update.

System programmer response: Change the partition access to allow the reorganization number to be updated on the dataset. The ILDS must be rebuilt if the ILE's were created with the same reorganization number as the data set.

Module: DFSDDUI0

**DFS3283A BACKOUT INCOMPLETE FOR PSB
psbname DATABASES dbname1 dbname2...**

Explanation: When Batch Backout is run in multiple steps using the DATABASE control statement, this message is the normal response for all but the last step. The *dbnames* shown in the message are all the databases specified on the DATABASE control statements. If a COLDSTART statement was used with the DATABASE statements, the word ALL appears in place of the *dbnames*.

System action: Batch Backout backed out any updates to the identified databases for the named PSB that were found in the series of input log data sets. A condition code of 88 is returned.

Programmer response: Continue the backout by running Batch Backout against the previous set of log data sets. Use the same DATABASE control statements.

**DFS3284A INCOMPATIBLE CONTROL
STATEMENTS: s1 - s2**

Explanation: The SYSIN data set contains two control statements, *s1* and *s2*, which cannot be used together.

System action: The job is terminated before backout begins.

Programmer response: Remove the inappropriate control statement and resubmit the job. For descriptions of all control statements see *IMS Version 13 Database Utilities*.

**DFS3286W REORG# NOT FOUND FOR
PARTITION yyyyyyyy**

Explanation: The reorganization number for a HALDB partition cannot be determined during reload when new records have been moved into the partition. The reorganization number from the primary data set and the RECON cannot be determined or are null.

When IMS is unable to determine the correct reorganization number during reload, it is possible that the reorganization number has been set incorrectly for this partition. An incorrect reorganization number can cause failures during resolution of the indirect pointers for segments involved in a logical relationship or the target of a secondary index or both. This failure can cause IMS to follow a bad pointer and cause a data integrity failure.

System action: The reorganization number was set in the data set using the reorganization number of the first record loaded into the partition.

System programmer response: If the database does not have any logical relationships or secondary index databases, then no action is required.

If the database has logical relationships or a secondary index target, then determine if the reorganization number was regressed. Follow these steps to determine if the number was regressed:

1. Determine the key of the first record in the partition after reload.
2. Determine the reorganization number for the partition of the first record before reload.
3. Determine the reorganization number for the partition of the first record after reload.

If the reorganization number after reload is less than or equal to the reorganization number before reload, a data integrity failure might occur. To prevent a data integrity failure take the following steps:

1. Reverse the changes in the partition boundaries, restoring the partitions to their original partitions.
2. Enable the reorganization number verification function. You can do this using the DBRC CHANGE.RECON REORGV command.
3. Set the reorganization number in the RECON, by making updates to the partition or by executing the HD Unload utility.
4. Redo the changes to the partition boundaries.

Attention: If you cannot enable reorganization number verification, then IMS can prevent the regression of the reorganization number during reload as long as the primary database data set is not scratched and reallocated, or the partition is not reinitialized to empty.

Module: DFSPSEL0

DFS3287E STORAGE NOT AVAILABLE FOR BLOCK SERIALIZATION TABLE, RETURN CODE X'xx'

Explanation: An error was encountered while attempting to GETMAIN storage for the Block Serialization Latch table.

In the message text:

xx The return code from the IMODULE GETMAIN. For a description of these codes, see the IMODULE return codes.

System action: IMS terminates abnormally with abend 0430.

System programmer response: If insufficient storage is available, increase the main storage available to IMS.

Problem determination: 1, 2, 3, 4, 18, 22

Module: DFSDVBIO

Related reference:

➔ IMODULE return codes (Messages and Codes)

Related information:

Chapter 2, "IMS problem determination," on page 13

DFS3288I INPUT LOG RECORD LENGTH ERROR - SEQ NUMBER = *nnnnnnnn*
INPUT LOG SEQUENCE NUMBER ERROR - SEQ NUMBER = *nnnnnnnn*
INPUT LOG CONTAINS RECORD GAPS - SEQ NUMBER = *nnnnnnnn*

Explanation: During the Log Recovery Utility (DFSULTR0) running PSB mode, an error was detected on the input log (IEFRDER).

System action: The first version of the message is issued when a log record is read that has a record length that is less than the minimum record length. The SEQ NUMBER value is the log record sequence number of the last valid record read. The utility processing is terminated.

The second version of the message is issued when a log record is read that has a sequence number that is less than the prior record sequence number. The SEQ NUMBER value is the log record sequence number of the last valid record read. The utility processing is terminated.

The third version of the message is issued when a log record is read that has a sequence number that is more than 1 greater than the prior record's sequence number. This indicates a gap in the log records. The SEQ NUMBER value is the log record sequence number of the last valid record read. The utility will continue to process, but the output report might be incomplete due to the gap in the input data.

Operator response: The message is issued for information purposes. If concatenated log input is used,

verify that the logs are in the sequence that they were created. If OLDS and SLDS are mixed, there must not be any overlap in log record content. If the input is RLDS or any other log that does not include all records written to the OLDS, then the third version of the message is likely to be received. In this case the OLDS or SLDS should be used instead.

DFS3289A LOG RECORD SEQUENCE ERROR IN INPUT LOG-*nnnnnnnnnn nnnnnnnnnnn*
ddddddd

Explanation: While reading the input log data set associated with DDNAME *ddddddd*, Batch Backout found a log record that was out of sequence. The log record with sequence number *nnnnnnnnnn* was expected. The log record with sequence number *nnnnnnnnnnnn* was found in its place. The error can be caused by one of the following:

- The log data sets are not in the correct order in the JCL.
- The log data set has invalid data.
- A user-written program modified the log.

System action: Batch Backout terminates with condition code 108 before any backout is attempted.

Programmer response: Make sure the order of the log data sets in the JCL is correct. If the order is right, correct the log data set identified in the message by using DUP mode of the Log Recovery utility; then rerun the job.

If you are confident that the input log contains all the records needed by Batch Backout, in the correct order, you can use the BYPASS SEQVER statement to skip the sequence check.

DFS3290I NO PENDING BACKOUT FITS CRITERIA - RSN= *r1[,r2[,r3[,r4[,r5[,r6]]]]]*

Explanation: No unit of recovery (UOR) in the RECON Backout record fits the requirements for this run of the Batch Backout utility. The reason codes appended to the message identify the reasons for not performing the backouts. The reason codes and their meanings are:

Code (Dec)	Meaning
0	No backout is pending for this subsystem.
1	UOR has already been backed out.
2	UOR is not for the PSB named in the Batch Backout EXEC statement.
3	UOR is in doubt. Cold start has not been done, and the COLDSTART statement was not used.
4	UOR is not in flight, and the ACTIVE statement was used.
5	UOR is in flight. Restart is not implied by any control statement. Restart is not complete.

6 UOR is in flight or in doubt. The most current log data is not included in input.

System action: The Batch Backout utility terminates without performing any backout.

Programmer response: If there is an outstanding backout that should have been performed, determine the problem from the reason codes listed in the Explanation; correct the JCL; and rerun Batch Backout.

DFS3291I UORS IDENTIFIED TO DBRC - IN-FLIGHTS=*nnn*, IN-DOUBTS=*mmm*

Explanation: Batch Backout has given DBRC a list of UORS that were in flight or in doubt at the end of the input log. There were *nnn* in-flights and *mmm* in-doubts. If a cold start is done, this information is used to protect the registered databases until the needed backouts are performed. If there are any in-doubts, cold start should not be done because they cannot be properly resolved by Batch Backout.

System action: A RECON Backout record has been created or modified from the information supplied to DBRC by Batch Backout. The information remains in the RECON regardless of the outcome of the Batch Backout run.

DFS3292I RESTART IN PROGRESS CONFLICTS WITH BBO CONTROL STATEMENT - ssssssss

Explanation: The control statement *sssssss* tells Batch Backout to perform backouts; but a restart is in progress that will perform the backouts.

System action: Batch Backout terminates without attempting any backout.

Programmer response: If the restart failed, close its output log before rerunning Batch Backout.

DFS3293W PERFORMED BACKOUT NOT NEEDED

Explanation: Batch Backout successfully completed. Batch Backout told DBRC which backouts were completed. At least one of the databases backed out, for one of the UORS did not need to be backed out, according to the information in the RECON Backout record. If the BYPASS LOGVER control statement was not used, this means that the RECON Backout record was modified by a different process while Batch Backout was running.

System action: The required changes have been successfully backed out of the databases associated with the PSB for which the Batch Backout utility was executed.

DFS3294A LOG VERIFICATION FAILURE *nn*-*rrrrrrrrrr*[DSN= *DSNExamined*[, VOL=*VOLSERExamined*]] EXPECTED=*[DSNExpected | VOLSERExpected]*

Explanation: Using information from DBRC, the Batch Backout utility determined that the log data sets specified in the JCL are not appropriate for performing the requested backout. A general reason *rrrrrrrrrr* and a subcode *nn* are shown in the message. Each subcode is associated with a specific test in the Batch Backout module. Subcodes 20 - 40 identify specific errors.

The variables in the message and their meanings are:

nn A subcode which identifies a specific test in the Batch Backout module.

rrrrrrrrrr A general description of the problem.

The possible values are:

- DATA SET NOT FOUND IN RECON
- CONTINUITY
- LATER DATA SET OR VOLUME NEEDED
- DATA SET NOT CLOSED.
- LOG INCLUDES RESTART

DSNExamined

The DSN, from 1 to 44 characters, of the DD statement examined when the problem was detected. The problem exists in this DD statement or the preceding one.

VOLSERExamined

The VOLSER examined when the problem was detected. The problem exists in this VOLSER or the preceding one.

DSNExpected

The DSN, from 1 to 44 characters, of the DD statement that was expected when the problem was detected.

VOLSERExpected

The VOLSER that was expected when the problem was detected.

The following describes the most likely problem for each subcode:

Note: For subcodes less than 20, the problem can be any one of the following:

- The log data set was not identified to DBRC (It was created by means other than IMS.)
- The log data set was removed from the RECON data set.
- The DSNNAME or VOLSER is invalid or out of order in the JCL.
- A log data set or VOLSER was skipped.

Code (hex)
Meaning

- 01 The first log data set was created by some means other than IMS.
- 02 *DSNExamined* was encountered where *DSNExpected* was expected.
- 03 *VOLSERExamined* was found where *VOLSERExpected* was expected.
- 10 A complete data set was specified, but the next VOLSER of the previous log data set should have been specified instead.
- 11 The last VOLSERS of the previous log data set were skipped.
- 12 Invalid VOLSERS were either specified or repeated.
- 13 *VOLSERExamined* was found where *VOLSERExpected* was expected.
- 14 The log data set that should precede the log data set specified by dd statement *DSNExamined* is missing from the input.
- 20 The input log is from batch. VOLSERS are missing at the end.
- 21 The backout is related to a restart. VOLSERS are missing at the end.
- 22 The input log is from a batch job, and the DBRC information shows a more recent log for that job name. This code can also mean that logs were specified from more than one execution of a batch job.
- 23 A control statement indicates that the backout is related to a restart. The last log data set before the restart is not included in the input.
- 30 The log data set specified in DD statement *DSNExamined* has not been closed.
- 40 One of the input log data sets other than the first data set includes a successful restart. Batch Backout cannot handle log data from both sides of a restart in one run when it does log verification.

System action: Batch Backout terminates without performing any backout.

Programmer response: Correct the JCL and rerun Batch Backout.

DFS3295A READ BACKWARD NOT ALLOWED FOR BACK OUT FROM IMS CHECKPOINT

Explanation: Batch Backout is executing with the READBACK option. At an IMS checkpoint, Batch Backout encountered a UOR and attempted to back it out. However, Batch Backout did not find the original log records for that UOR.

Batch Backout cannot use the read-backward technique

to perform a backout from the information in the system checkpoint. Batch Backout terminates without performing a backout.

Programmer response: Do either of the following:

- Remove the READBACK statement from the SYSIN data set. Batch Backout will perform the backout by buffering the changes in virtual storage.
- In the input to Batch Backout, include the log data set that was active when the application needing backout was run.

DFS3296A DBRC=C REQUIRES BYPASS LOGVER

Explanation: You specified DBRC=C in an attempt to back out a successfully completed job that used DBRC. Since the job completed successfully, a subsequent job might have modified the databases. The logs you provided might not be the last logs used by this subsystem and log verification will fail. The Batch Backout utility and DBRC cannot verify that you provided the correct logs and cannot protect your database from being damaged if it was modified after the job completed.

System action: Batch Backout terminates without performing any backouts.

Programmer response: You must ensure that no other program has modified the databases to be backed out before running the Batch Backout utility using DBRC=C. If you are certain that no other job has modified the database and you still want to back out this completed job, you must include the BYPASS LOGVER utility control statement in your SYSIN data set. Batch Backout will back out the completed job if all other necessary conditions are met.

Module: DFSBACK0

DFS3298E CICS IPIC ERROR DURING ISC TCP/IP SESSION INITIATION
RC=ipicrc TEXT=cics_rs_code
USER=isc_user

Explanation: During the initiation of an ISC TCP/IP session with IBM CICS Transaction Server for z/OS, IMS received a capability exchange response (type X'02') that indicated an IP interconnectivity (IPIC) exception error. The session initiation failed.

The **TEXT** field contains text that briefly describes the meaning of the error message.

In the message text:

ipicrc The 2-byte response code that was returned by CICS.

The possible response codes are described in the following list.

- 02** An exception
- 03** A disaster event

- 04 The message is not valid for CICS
- 05 A kernel error
- 06 CICS purged the error

isc_user The user name that is associated with the session initiation request.

The following table shows the reason codes that can be displayed in the **TEXT** field.

cics_rs_code

Text of up to 12 characters that briefly describes the reason code that CICS returned to IMS for the error. For a description of the possible values of *cics_rs_code*, see the following table.

Table 18. Description of CICS reason codes that can be displayed by DFS3298E

Service code	HTTP status code	IPIC reason code	Meaning
APPLID		X'06'	<p>In the capability exchange message was received by CICS, the <i>server_applid</i> or its high-level qualifier does not match APPLID and high-level qualifier of the CICS subsystem.</p> <p>This error is most likely caused by a value on the CICSAPPL keyword of an ISC statement that does not match the APPLID of the remote CICS subsystem.</p> <p>Correct the value of the CICSAPPL keyword on the ISC statement in the IMS Connect configuration member in the IMS.PROCLIB data set.</p> <p>CICS reason text: ISCE_INVALID_APPLID</p>
AUTOINSTALL		X'01'	<p>The CICS autoinstall function could not create the required IPCONN resource in the CICS subsystem.</p> <p>The autoinstall function can fail if the name of the new IPCONN resource is the same as the name of an existing IPCONN resource.</p> <p>Because the name of the IPCONN resource that is created by the autoinstall function is generated from the user ID that is specified on an IMS session initiation request, such as the /OPNDST NODE command, try initiating the session with a different user ID.</p> <p>CICS reason text: AUTOINSTALL_FAILED</p>
CAPEXRACE		X'15'	<p>Capability exchange race. The session between IMS and CICS was initiated by IMS and CICS at the same time, which created a race condition between the two capability exchange requests. Try issuing the IMS /OPNDST command again.</p> <p>Try initiating the session again from either IMS or CICS.</p> <p>CICS reason text: CAPEX_RACE</p>
DFHxxxx			<p>API conversation error.</p> <p>DFHxxxx is the CICS API error message that was returned to IMS Connect, where xxxxx is a number, and DFH is the CICS message prefix.</p> <p>This error is probably an internal error. Contact IBM Software Support.</p>

Table 18. Description of CICS reason codes that can be displayed by DFS3298E (continued)

Service code	HTTP status code	IPIC reason code	Meaning
HTTPRQST	X'400'		<p>Defined by the HTTP protocol or the TCP/IP server, indicates that the request could not be understood by the server because the syntax was malformed.</p> <p>The session initiation request is probably invalid and could not be understood by the receiving subsystem.</p> <p>Check that the ISC TCP/IP session initiation request is configured properly in the subsystem that is initiating the session.</p> <p>If the problem persists, contact IBM Software Support.</p>
HTTPERR		X'0B'	<p>A capability exchange response that is related to a callback connection contained an HTTP status code that indicates an error.</p> <p>CICS reason text: IS CER_HTTP_ERROR</p>
IPCONNNO		X'13'	<p>No IPCONN resource.</p> <p>An attempt to acquire or release a connection for a CICS TCPIP SERVICE resource was made, but the TCPIP SERVICE resource does not have an associated IPCONN resource.</p> <p>The error is probably caused by an incorrect TCPIP SERVICE or IPCONN resource definition in the CICS subsystem. Correct any errors in the resource definitions and try to initiate the session again.</p> <p>CICS reason text: NO_IPCONN</p>
IPCONNNOTFND		X'04'	<p>IPCONN not found.</p> <p>An attempt to acquire or release a connection with a CICS subsystem was made, but the required IPCONN resource no longer exists or cannot be found.</p> <p>CICS reason text: IPCONN_NOT_FOUND</p>
IPCONNONEWAY		X'14'	<p>The ISC TCP/IP session requires a two-way connection, but the CICS IPCONN resource is defined to use a one-way connection.</p> <p>Correct the CICS IPCONN resource definition.</p> <p>CICS reason text: IS CER_ONE_WAY_IPCONN</p>
IPCONNSTATE		X'02'	<p>Invalid IPCONN state.</p> <p>An ISCO ACQUIRE_CONNECTION was issued, but failed because the CICS IPCONN resource is not in the correct state.</p> <p>The state of the IPCONN resource must be INSERVICE and RELEASED.</p> <p>Try to initiate the session again. If the problem persists, contact the CICS system administrator.</p> <p>CICS reason text: INVALID_IPCONN_STATE</p>

Table 18. Description of CICS reason codes that can be displayed by DFS3298E (continued)

Service code	HTTP status code	IPIC reason code	Meaning
OPENERR		X'0D'	<p>Open session error.</p> <p>IMS attempted to initiate an ISC TCP/IP session with CICS through IMS Connect, but the capability exchange between the IMS and CICS subsystems failed.</p> <p>The following scenarios are examples of how this error might occur:</p> <ul style="list-style-type: none"> • The IMS Connect port is stopped. • The value that is specified on the PORT keyword of the IPCONN resource definition in the CICS DFHCSD data set does not match the value that is specified on the ID subparameter of the CICSSPORT keyword in the TCPIP statement in the IMS Connect HWSCFGxx PROCLIB member. <p>This error is probably caused by a configuration or definition problem.</p> <p>Verify that all IMS, IMS Connect, and CICS PROCLIB members and resources are defined correctly. Correct any errors in the definition statements.</p> <p>CICS reason text: SESSION_OPEN_FAILED</p>
PARTNERSTATE		X'03'	<p>Invalid partner state.</p> <p>CICS received a capability exchange request for an IPCONN resource that is in an invalid state.</p> <p>The state of the IPCONN resource must be INSERVICE and not already acquired.</p> <p>Try to initiate the session again. If the problem persists, contact the CICS system administrator.</p> <p>CICS reason text: INVALID_PARTNER_STATE</p>
RECOVERR		X'08'	<p>Capability exchange recovery error.</p> <p>CICS received a capability exchange request that contains an unsupported <i>isce_preferred_recovery</i> value and no matching <i>isce_supported_protocols</i> flags are set to fallback to.</p> <p>This error is probably an internal error. Contact IBM Software Support.</p> <p>CICS reason text: ISCE_BAD_RECOV</p>

Table 18. Description of CICS reason codes that can be displayed by DFS3298E (continued)

Service code	HTTP status code	IPIC reason code	Meaning
RESPBAD		X'09'	<p>A CICS IPIC response is bad.</p> <p>The callback capability exchange response that was received by CICS contains a bad response and reason code.</p> <p>This error can occur during a capability exchange if the port defined on the PORT attribute in the CICS IPCONN resource definition is not also defined to IMS Connect on the ID subparameter of the CICSSPORT keyword in the TCPIP statement in the IMS Connect PROCLIB configuration member.</p> <p>Verify that all IMS, IMS Connect, and CICS PROCLIB members and resources are defined correctly.</p> <p>CICS reason text: IS CER_BAD_RESPONSE</p>
RESPERR		X'0A'	<p>Capability exchange response error.</p> <p>The callback capability exchange response was determined to be invalid.</p> <p>This error is an internal error in either IMS, IMS Connect, or CICS. Contact IBM Software Support.</p> <p>CICS reason text: IS CER_ERROR</p>
RESPTIMEOUT		X'0C'	<p>Capability exchange response timed out.</p> <p>A response to a capability exchange request was not received within the timeout period specified.</p> <p>Increase the CICS IPIC request timeout value (RTIMOUT) in the system profile DFHCICSC.</p> <p>The RTIMOUT value is in <i>mmss</i>, where <i>mm</i> is minutes, <i>ss</i> is seconds. For example, to change the timeout value to 1 minute, specify: ALTER PROFILE(DFHCICSX) GROUP(IMSISCI P) RTIMOUT(0100).</p> <p>Use CICS transaction CEDA to display or update the timeout value</p> <p>CICS reason text: IS CER_TIMED_OUT</p>
RQSTERR		X'05'	<p>Capability exchange request error.</p> <p>The capability exchange request was determined to be invalid and was rejected by the partner CICS subsystem. IMS or IMS Connect built an incorrect capability exchange request message to initiate a session.</p> <p>Contact IBM Software Support.</p> <p>CICS reason text:</p>

Table 18. Description of CICS reason codes that can be displayed by DFS3298E (continued)

Service code	HTTP status code	IPIC reason code	Meaning
RQSTTIMEOUT		X'07'	<p>The CICS IPIC request timed out.</p> <p>The TCPIPSERVICE transaction (CISS by default) was attached to initialize a connection for an IPCONN resource but did not receive a capability exchange request within the timeout period that is defined in its transaction profile.</p> <p>Increase the CICS IPIC request timeout value (RTIMOUT) in the system profile DFHCICSC.</p> <p>The RTIMOUT value is in <i>mmss</i>, where <i>mm</i> is minutes, <i>ss</i> is seconds. For example, to change the timeout value to 1 minute, specify: ALTER PROFILE(DFHCICSC) GROUP(IMSISICIP) RTIMOUT(0100).</p> <p>Use CICS transaction CEDA to display or update the timeout value</p> <p>CICS reason text: ISCE_TIMED_OUT</p>
SECURITY		X'16'	<p>Security error. The security credentials of the caller are not acceptable to the partner system.</p> <p>CICS reason text: ISCE_SECURITY_VIOLATION</p>
SHUTDOWN		X'0E'	<p>CICS is shutting down.</p> <p>A call was made to DFHISCO to acquire or initialize an IPCONN resource, but CICS was shut down before the call was completed.</p> <p>Verify that CICS is active. If CICS is not active, start it.</p> <p>CICS reason text: SHUTDOWN</p>
SOCKETERR		X'18'	<p>Client socket error. The client connection is closed.</p> <p>CICS reason text: ISCE_CLIENT_CONNECTION_CLOSED</p>
SOCKETSECERR		X'19'	<p>Secondary socket error. An error occurred when an attempt was made to obtain a secondary socket.</p> <p>CICS reason text: ISCE_SEC SOCK_ERROR</p>
SRVCCLOSED		X'0F'	<p>TCP/IP services are unavailable.</p> <p>An attempt to acquire a connection failed because no TCP/IP support is available.</p> <p>Start the TCP/IP service and try initiating the ISC TCP/IP session again.</p> <p>CICS reason text: TCPIP_CLOSED</p>

Table 18. Description of CICS reason codes that can be displayed by DFS3298E (continued)

Service code	HTTP status code	IPIC reason code	Meaning
SRVCMISMATCH		X'10'	<p>TCPIPSERVICE mismatch.</p> <p>A capability exchange request was received for an IPCONN resource that is defined to use a different TCPIPSERVICE from the TCPIPSERVICE that was used for the capability exchange.</p> <p>This error can occur if the ports defined on the CICS TCPIPSERVICE and IPCONN resource definitions do not match.</p> <p>Verify that all IMS, IMS Connect, and CICS PROCLIB members and resources are defined correctly. Correct any errors.</p> <p>CICS reason text: TCPIPSERVICE_MISMATCH</p>
SRVCNOTFOUND		X'11'	<p>The TCPIPSERVICE resource that is referenced by the IPCONN resource was not found in the CICS subsystem.</p> <p>CICS could not acquire or release the connection because the TCPIPSERVICE resource that is referenced in the IPCONN resource definition is either not installed or was deleted.</p> <p>Try to initiate the session again. If the problem persists, contact the CICS system administrator. The TCPIPSERVICE resource might need to be reinstalled and opened.</p> <p>CICS reason text: TCPIPSERVICE_NOT_FOUND</p>
SRVCNOTOPEN		X'12'	<p>The TCPIPSERVICE resource in the CICS subsystem is not open.</p> <p>The CICS subsystem attempted to acquire a connection for an IPCONN resource, but the TCPIPSERVICE named in the IPCONN resource definition is not open.</p> <p>Try to initiate the session again. If the problem persists, contact the CICS system administrator.</p> <p>CICS reason text: TCPIPSERVICE_NOT_OPEN</p>
SRVCUNAVAIL	X'503'		<p>Defined by the HTTP protocol or the z/OS TCP/IP server, indicates that the TCP/IP server is temporarily unavailable either because it is overloaded or down for maintenance.</p> <p>Verify that the TCP/IP server is active. If the TCP/IP server is not active, start it.</p>
SRVRERR	X'500'		<p>Defined by the HTTP protocol or the z/OS TCP/IP server, indicates that the TCP/IP server encountered an unexpected condition that prevented it from fulfilling the request.</p> <p>Hypertext Transfer Protocol -- HTTP/1.1</p>
UNKNOWN		X'63'	<p>Unknown error. This error is probably an internal error. Contact IBM Software Support.</p>

System action: The attempt to initiate an ISC TCP/IP session with CICS fails. IMS continues processing.

take to correct the error, consult with your CICS support personnel.

System programmer response: Review the explanations of the CICS response and reason codes that were included in the DFS3298E message. For more information about the codes and the possible actions to

Confirm that the following elements are configured correctly:

- The ISC terminal in IMS, by either an ETO logon descriptor or stage-1 system definition macros such as TYPE, TERMINAL, and SUBPOOL

- | • The ISC link in IMS Connect, by the ISC and RMTIMSCON statements
- | • The TCPIPSERVICE and IPCONN statements in CICS

| **Module:** DFSIPIC0

| **Related tasks:**

|  ISC support for TCP/IP (Communications and Connections)

| **Related reference:**

|  QUERY IMSCON TYPE(PORT) command (Commands)

|  CICS: ISMF - ISC IP Message Formats

DFS3299I **FPBP64M INCREASED FROM** *xxxxxxx*
TO *yyyyyyyyy* **DUE TO SYSTEM**
REQUIREMENTS RSN=*rrrrrrrr*

Explanation: IMS detected that the value calculated by system for FPBP64M was below the minimum range and increased FPBP64M.

In the message text:

xxxxxxx

The initial value of FPBP64M

yyyyyyyyy

The new value of FPBP64M

rrrrrrrr For service use

System action: A new value for FPBP64M was calculated by IMS and applied to FPBP64M.

User response: No action is required.

Module: DBFBPN61

DFS3300I *aaaa* **IGNORED, FPBP64 PARAMETER**
USED

Explanation: You specified both the Fast Path-64 bit buffer manager (FPBP64=Y), and the current buffer Fast Path manager (DBBF, DBFX, BSIZ).

In the message text:

aaaa The parameter being ignored: DBBF, DBFX, and BSIZ.

System action: The Fast Path 64-bit buffer manager is used and DBBF, DBFX, and BSIZ are ignored.

Operator response: If you intended to use the Fast Path 64-bit buffer manager, no action is necessary. If the current buffer manager was the intended buffer manager, remove FPBP64=Y from the DFSDFxxx member and cold start IMS.

Module: DBFINI20

Chapter 70. DFS messages, DFS3301W - DFS3350E

This topic contains the following messages:

DFS3301W AN INVALID REQUEST WAS MADE TO DELETE A SUBPOOL

Explanation: An internal request was made to delete a subpool or extent which had not been quiesced and logically deleted. This problem is an internal system error.

System action: IMS ignored the delete request.

Programmer response: Obtain a memory dump of the IMS subsystem, and contact IBM Software Support for assistance in determining the specific problem.

DFS3303I PSB *psbname* PCB *pcbname* DBD *dbdnamexxxx* JOBNAME *jobname*RGN *nnn*

Explanation: This message precedes pseudoabend 3303 when an application program scheduled with PSB *psbname* tries to make an incompatible DL/I call to database PCB *pcbname*. During DL/I scheduling of the PSB, database *dbdname* had condition *xxxx*. Depending on the condition, DL/I calls to this database are partially or totally restricted.

This message precedes only those 3303 abends caused by DL/I attempts to access data in a database that was unavailable when the program was scheduled, and the program had not issued the DL/I INIT STATUS call.

xxxx is one of the following:

CF FAIL

A coupling facility failure occurred. The database cannot be accessed until recovery is done and data sharing resumes.

INVDBVER

An invalid version number for a full-function database was specified on a PCB or an INIT VERSION call that was issued by the application program. The specified database version number must be equal to or less than version number of the current database that is active in the IMS system. Also, a database version cannot be specified on a PCB if database versioning is not enabled. Database versioning is enabled by specifying DBVERSION=Y in the database section of the DFSDFxxx PROCLIB member.

INVDBCHG

The current database structure of a full-function database contains a change that is not supported by database versioning. Prior versions of the database are incompatible with

the current version and can not be accessed. The changes that are supported by database versioning are:

- Increasing the size of a segment
- Adding new fields without changes made to existing fields

LOCKED

The identified database was security locked using the /LOCK command.

NOACCESS

The database ACCESS was set to "RO" and the PCB processing intent (PROCOPT) was greater than "GO". Since ACCESS "RO" only allows database read without integrity, any processing intent implying integrity is not valid.

NOCATALOG

The IMS catalog is not enabled. Database versioning requires the IMS catalog.

NO DBRC

The PCB *pcbname* refers to a HALDB, but the use of DBRC was suppressed for this batch job.

NODELETE

DL/I DLET calls to this database were not allowed at scheduling because a restricted or unavailable database was involved in a logical relationship or a secondary index. Delete calls cannot be processed because they can require updating of a logically related or secondary index database that is unavailable or is unavailable for update.

NOTAUTHD

At the time of DL/I scheduling, the database was not authorized, or could not be authorized by DBRC. Message DFS047A was issued. DL/I does not allow any calls to this database.

NOUPDATE

Either the database ACCESS for the identified database was RD, or a /DBD command was issued for the database. When the database ACCESS is RD (either explicitly, or implicitly because of a /DBD command), DL/I calls such as ISRT, REPL, or DLET are not allowed. This condition can also be caused by unavailable or restricted access to a logically related or secondary index database that might have to be updated on an ISRT, REPL, or DLET call.

NOSTORAG

A storage error occurred while building the internal blocks that are required to satisfy a request for a version of a full-function database other than the current version.

DFS3304I • DFS3305E

NOVERFND

The requested version of a full-function database cannot be found in the IMS catalog.

PARTUNAV

An attempt was made to reference a partition in the HALDB database indicated by *dbdname*, but the partition was unavailable.

STOPPED

A /STOP or a /DBR command was issued against the identified database. DL/I does not allow database access when the database is stopped.

SYSTEM

The IMS system made the database temporarily unavailable. One possible reason is that an XRF takeover occurred, and the database must be reverified.

System action: The IMS online dependent region identified by OS *jobname* and region number is abnormally terminated.

If a BMP, the region is terminated with abend 3303, but for an MPP, the database is stopped, but the region is not terminated.

The message being processed is placed on the suspend queue unless the SERIAL=YES option was specified on the TRANSACT macro. In this case, the transaction is stopped. When a message is placed on the suspend queue for the first time, a counter for the transaction is incremented by one.

Operator response: (master terminal) Correct the database condition; then start the database.


To drain the suspend queue and reset USTOPPED status for those transactions processed by programs authorized to access the started database, issue the /START DATABASE or UPDATE DB START(ACCESS) command.

To drain the suspend queue for the started transaction and reset the USTOPPED status, issue the /START TRAN or UPDATE TRAN START(SUSPEND) command.


To drain the suspend queue for all transactions, issue the /DEQ SUSPEND command.

For more information about how the suspend queue works, see *IMS Version 13 System Administration*.

Related reference:

 INIT call (Application Programming APIs)

Related information:

 IMS abend 3303


pseudoabend 3303 when an application program attempts to obtain a retained lock through IRLM. The variables in the message text are:

psb_name The name of the PSB issuing the failed call
dbd_name The name of the database with the retained lock
job_name The name of the z/OS job receiving the 3303 abend
nnn The number (decimal) of the PST receiving the 3303 abend
subsystem The name of the IMS subsystem that holds the lock

System action: See the description of abend 3303 for system action.

Module: DFSLRH00

Related information:

 IMS abend 3303

DFS3305E DEFINITION ERROR IN PROCLIB MEMBER *name*
STMNT (*nnn*), 'xxxxxxxxxxxxxxxxxxxx'
 (*yyyyyyyyyyyy*)

Explanation: If one or more errors were found while processing external subsystem definitions, this message is issued. For each definition error, a message is issued that indicates which statement was in error and the text in the error. One STMNT error message is issued for each error in the PROCLIB member. Multiple errors in a single statement produce multiple messages.

In the message text:

name Indicates the name of the PROCLIB member that was being processed.
nnn The statement number within the member.
 xxxxxxxxxxxxxxxxxxxx The text in error.
 yyyyyyyyyyyy The reason codes, which can be one of the following values:

OMITTED

A required parameter was omitted from the definition. The definition was invalid.

IGNORED

A parameter that is not applicable was specified in the definition. The parameter is ignored and processing continues.

INVALID

The error text represents invalid data in the statement. If the character string KEYWORD precedes the error text, then the value for the parameter is invalid. Otherwise, the error text

DFS3304I IRLM LOCK REQUEST REJECTED.
PSB=*psb_name* **DBD**=*dbd_name*
JOBNAME=*job_name* **RGN**=*nnn*
SUBSYSTEM=*subsystem*

Explanation: This informational message precedes

represents data that could not be interpreted as part of the definition. The definition was invalid.

DUPLICATE


A specific value for a parameter was specified for more than one definition. The definition was considered invalid and is ignored.

System action: IMS initialization terminates with a 0071 abend.

Programmer response: Correct the PROCLIB member definition, and try IMS initialization again.

Module: DFSCSL10

Related information:

 IMS abend 0071

DFS3306A CTL REGION WAITING FOR *csltype*

Explanation:

This write to operator (WTO) message indicates that one of the following problems was encountered:

- IMS when SCI, OM, or RM is unavailable at first registration.
- IMS online processing when there are no RM, OM, or SCI systems ready in the IMSplex (for example, all RMs, OMs, or SCIs have terminated or quiesced).

In the message text:

csltype The CSL type; either SCI, OM, or RM.

| **System action:** IMS continues processing. However, functions that require the CSL address space that is not active will not be available. The following list shows some examples.

- | • Type-2 commands are not be available until OM is restarted.
- | • Access to the IMS Repository is not available until RM is restarted.
- | • No CSL services are available until SCI is restarted.

| **Programmer response:** Start the CSL that was not available. If you did not want to start the CSL during IMS initialization, you must cancel IMS.

Module: DFSCSL20, DFSCSL30, DFSCSL40, DFSSNTF0

DFS3307E OM CMD REG ERROR, VERB

=*vvvvvvvvvvvvvvvv*

KEYWORD=*kkkkkkkkkkkkkkkk* **CC**=*cccccccc*

Explanation: This write-to-operator (WTO) message is issued by the IMS control region when an Operations Manager (OM) command registration failed. One DFS3307E message is issued for each command and keyword combination that failed.

In the message text:

vvvvvvvvvvvvvvvv

The command that was registered with OM
kkkkkkkkkkkkkkkk

The keyword that was registered with OM
cccccccc

The completion code for the command and keyword registration. The *cccccccc* values are defined in the CSLORR macro.

System action: IMS attempts to register the rest of the commands in the list. A DFS3307E message is printed for each one that fails. After all attempts are completed, a DFS3308E message is printed and then IMS terminates abnormally.

Programmer response: If the condition is temporary, try the failed process again.

Module: DFSCSL30

Related information:

DFS3308E

**DFS3308E *csltype* REQUEST ERROR, *macroname*
RC=*xxxxxxxx* RSN=*ssssssss***

Explanation: This message is issued when an IMS process receives an unexpected return code, reason code, or both from a CSL service request.

In the message text:

csltype The CSL type is CQS, OM, RM, or SCI.
macroname

The name of the failing service macro.

xx Indicates which IMSplex components the error is associated with:

- 00** IMS Subsystems (DB/DC, DBCTL, DCCTL)
- 01** SCI (Structured Call Interface)
- 02** OM (Operations Manager)
- 03** RM (Resource Manager)

nnnnnnnn

The return code from the service.

ssssssss The reason code from the service identified by *macroname*. For information about the service macro reason and return codes, see *IMS Version 13 System Programming APIs*.

Important: When the CSLTYPE shows other than an SCI, but the return code (*xx*) is X'01', check the CSLSRR macro to find out what is the reason means. Many OM and RM request can result in a SCI return code and reason code.

System action: If this error occurs during IMS initialization, the system might abend with 3308. Otherwise, the current process is rejected and online processing continues. An abend can also occur if a new OM address space joins the IMSplex, IMS registers to it, and one of the command registration calls fails.

Operator response: If the condition is temporary, try the failed process again.

Module: DFSCSL20, DFSCSL30, DFSCSL40,

DFSOLC30, DFSRMCL0, DFSRMD00, DFSRMFD0,
DFSRLMIU0, DFSRMSR0, DFSSLGF0, DFSSLON0

DFS3311I DFS3311I USER EXIT, XXXXXXXX,
WAS NOT FOUND


Explanation: The Data Capture exit routine XXXXXXXX was specified in DBDGEN, but a load module with this name was not found.

System action: The job is terminated with abend 3314.

Programmer response: Determine why the load module was not found, correct the error, and rerun the job.

Problem determination: 1, 2, 3, 8

Related information:

 IMS abend 3314

Chapter 2, "IMS problem determination," on page 13

DFS3312A DBRC PROCESSING FAILED -
REASON = *nm*.

Explanation: A DBRC request failed for the one of the following reasons:


Code	Meaning
04	DBRC sign-on request was not successful.
08	BLDL failed for DSPCRTR0, an IMS/DBRC module.
12	Database recovery control initialization first pass (INIT-0) was not successful.
16	Database recovery control initialization first pass (INIT-0) was not successful.
20	DBRC sign-off request was not successful.

System action: This message is followed by abend 3312.

Programmer response: See the information about abend 3312.

Problem determination: 1, 2, 3, 4, 8, 12

Related information:

 IMS abend 3312

Chapter 2, "IMS problem determination," on page 13

DFS3313I xxxxxxxx USER EXIT HAS
TERMINATED

Explanation: Exit xxxxxxxx abnormally terminated during the processing of changed data due to the application program updating a segment with an exit defined on the DBD statement.

System action: The application program terminated.

Operator response: Correct the situation that caused the exit to terminate.

Problem determination: 2, 3, 8 and a listing of the exit routine

Related information:

Chapter 2, "IMS problem determination," on page 13

DFS3314W RETURN CODE *xxx*, REASON CODE
yyy FROM EXIT *zzzzzzzz* IN REGION *n*


Explanation: Exit *zzzzzzzz* in region *n* returned an *xxx* return code and a *yyy* reason code to IMS, so exception processing is done based upon the return code.

| There is a limit of six DFS3314W messages that can be
| issued per Data Capture exit. This limit can be
| removed by specifying the ALL3314W control
| statement in the DFSVSMxx member of the IMS
| PROCLIB data set, for online, or the DFSVSAMP DD
| data set, for batch.

Programmer response: Correct the situation that caused the exit to return the return code.

Problem determination: 2, 3, 8 and a listing of the exit routine

Related reference:

 Removing the limit for the number of DFS3314W messages issued (System Definition)

Related information:

Chapter 2, "IMS problem determination," on page 13

DFS3315 ACCESS INVALID FOR GLOBAL
COMMAND

Explanation: The keyword ACCESS was invalid for global commands.

System action: The command is ignored.

Operator response: Correct the command, and reenter it.

DFS3315W xxxxxxxx USER EXIT HAS
TERMINATED

Explanation: Exit xxxxxxxx terminated during the processing of changed data due to the application program updating a segment with an exit defined on the DBD statement.

System action: The application program terminated.

Programmer response: Correct the situation that caused the exit to terminate.

Problem determination: 2, 3, 8 and a listing of the exit routine

Related information:

Chapter 2, "IMS problem determination," on page 13

DFS3316 DATABASE|AREA ALL INVALID FOR GLOBAL COMMANDS

Explanation: The global commands do not support DATABASE or AREA ALL.

System action: The command is ignored.

Operator response: Correct the command, and reenter it.

DFS3317I ACCESS INVALID FOR FAST PATH MSDB *dbname*

Explanation: The database access cannot be changed for the Fast Path main storage databases (MSDB).

System action: The named databases are removed from the command, and the remaining databases, if any, are processed.

Operator response: No action is required.

DFS3318I FAST PATH MSDB *dbname* NOT SUPPORTED BY GBL COMMANDS

Explanation: The Fast Path main storage database (MSDB) is not supported by global commands.

System action: The named database is removed from the command, and the remaining databases, if any, are processed.

Operator response: No action is required.

DFS3319 IRLM NOT ACTIVE.

Explanation: IRLM must be active in the system when global commands or /DEQ SUSPEND are entered.

System action: The command is ignored.

Operator response: Ensure that IRLM is active before entering global commands or /DEQ SUSPEND.

DFS3320I DBRC INDICATES DATA BASE|AREA *xxxxxxx* NEEDS BACKOUT/RECOVERY

Explanation: The named database or area must be recovered before the command can be processed against the database or area.

System action: The named database or area is removed from the command, and the remaining database or areas, if any, are processed.

Operator response: No action is required.

DFS3321I DBRC INDICATES DATA BASE *x* IS AUTHORIZED BY AT LEAST ONE BATCH SUBSYSTEM.

Explanation: There was at least one batch subsystem that is authorized to use database *x*.

System action: The named database is processed locally and globally (if SCOPE = GLOBAL).

Operator response: No action is required.

DFS3322 DBRC NOT ACTIVE.

Explanation: A /RMx command was entered, but DBRC is not present.

System action: The command is ignored.

Operator response: Enter the recovery management commands (/RMx) only when DBRC is present.

DFS3323E TRANSACTION REQUEST WAS DISCARDED BY BACKEND IMS *xxxxxxx* DUE TO MAX TPIPE CONDITION

Explanation: The following explanation applies to non-Fast-Path transactions only.

IMS shared-queues back-end IMS detected a tpipe flood condition for an OTMA front-end initiated transaction at the application GU time. The limit, which is specified in the OTMA client descriptor, can be the MAXTP limit for an OTMA client or for DFSOTMA.

In the message text:

xxxxxxx

IMS ID for the shared-queues back-end IMS.

This message is issued only when both front-end and back-end IMS systems have the MAXTP enhancement APAR PM71035 applied.

System action: IMS shared-queues back-end system discards this transaction without stopping it. This DFS3323E message is sent to the front-end IMS for OTMA client.

Programmer response: Issue the /DISPLAY OTMA command to view the TPCNT value, which is the total TPIPEs in use, and the MAXTP value, which is the TPIPE limit specified in the OTMA client descriptor. You can issue the IMS /CHECKPOINT command three times to force the tpipe cleanup so that idle tpipes in the system can be deleted.

Module: DFSYLUS0, DFSDLA30

DFS3324I TRAN *ttttttt* SUSPENDED

Explanation: The input message being processed by transaction *ttttttt* was placed on the suspend queue because IRLM pseudoabend 3303 occurred. The explanation for 3303 lists possible reasons for the abend. This message is issued along with message DFS554A when abend 3303 occurs. However, be aware that DFS3324I is only issued the first time this input message is placed on the suspend queue.

The application program has incurred a pseudoabend,

and the next applicable transaction for the region is scheduled.

System action: The input message being processed when abend 3303 occurred is placed on the suspend queue. If it is the first time this particular input message is placed on the suspend queue, a counter for the transaction is increased by one. The counter is decremented by two for each message successfully processed. When the counter exceeds 10, the transaction stops.

The input message is scheduled for processing again when the messages on the suspend queue are transferred to the normal queue for this transaction type. This situation occurs under either of the following circumstances:

1. A /START TRAN or UPDATE TRAN START(SUSPEND) for this transaction type is issued.
2. A /START DATABASE or UPDATE DB START(ACCESS) is issued for a database which can be accessed during processing of this transaction type.


The messages on suspend queues for all transactions are transferred to the normal queues by the /DEQ SUSPEND command.

Operator response: (Master terminal operator) If the originating terminal was in conversational mode, exclusive mode, or response mode, notify the terminal operator of the failing condition. Enter the /EXIT command to free the terminal, or wait until the failing subsystem completes its recovery and allows the rescheduling of the suspended messages.

(Terminal operator) If the mode of operation is conversation, the operator is notified by the master terminal operator. Enter the /EXIT command to free your terminal, or wait until the suspended message can be rescheduled.

Related information:

"DFS554A" on page 149

 IMS abend 3303

DFS3325I DBRC INDICATES AREA xxxxxxxx IS NOT ELIGIBLE FOR LCL CMD

or

DBRC INDICATES DB xxxxxxxx IS NOT ELIGIBLE FOR LCL CMD

Explanation: DBRC indicates that the named database or area has a PREVENT FURTHER AUTHORIZATION flag set. This situation continues until a global /START DB or /START AREA command is issued.

System action: The command is ignored for the named area.

Operator response: Notify the database administrator

that a global /START DB or /START AREA command should be entered.

DFS3326I TEMPORARY IRLM FAILURE, UNABLE TO PROCESS GLOBAL COMMAND

Explanation: The IRLM has encountered a temporary problem while processing the GLOBAL command.

System action: The command has been processed on the local subsystem, but has not been sent to the receiving subsystems.

Operator response: Reissue the global command, or issue the command on each sharing subsystem.

Problem determination: 36

Related information:

Chapter 2, "IMS problem determination," on page 13

DFS3327 MORE THAN 29 DB or 27 AREA NAMES NOT SUPPORTED BY GLOBAL COMMANDS

Explanation: A maximum of 29 database names or 27 area names can be supplied on a global command.

System action: The command is ignored.

Operator response: Correct the entered command, and reenter it.

DFS3328I GLOBAL cmd COMMAND seqno IN PROGRESS

Explanation: The *seqno* is a sequential number used to tie this message with the global command that initiated the action.

System action: The system continues processing.

DFS3329I CHECKPOINT IN PROGRESS, CANNOT PROCESS GLOBAL COMMAND seqno

Explanation: A checkpoint from a previously entered command or an automatic system checkpoint is currently in progress. *Seqno* is the sequence number of the global command that initiated the action.

System action: The command is ignored.

Operator response: (master terminal) Reenter the command when the current checkpoint is completed.

DFS3330I ERESTART IN PROGRESS, CANNOT PROCESS GLOBAL COMMAND seqno

Explanation: A restart command is currently being processed. *seqno* is the sequential number of the global command that initiated the action.

System action: The command is ignored.

Master terminal operator response: Wait for the /ERE command to be completed, and reenter the command.

DFS3331I DBDUMP ALREADY IN PROGRESS, CANNOT PROCESS GLOBAL COMMAND *seqno*

Explanation: A /DBDUMP command previously entered has not yet been completed. *Seqno* is the sequence number of the global command that initiated the action.

System action: The command is ignored.

Operator response: (master terminal) Wait for the dump command to be completed, and reenter the command.

DFS3332I DBRECOVERY ALREADY IN PROGRESS, CANNOT PROCESS GLOBAL COMMAND *seqno*

Explanation: A database recovery command previously entered has not yet completed. *Seqno* is the sequential number of the global command that initiated the action.

System action: The command is ignored.

Master terminal operator response: Wait for the database recovery command to be completed and reenter the command.

DFS3333I MSDB CHKPT IN PROGRESS, CANNOT PROCESS GLOBAL COMMAND *seqno*

Explanation: This is the global command equivalent to DFS2717I. An MSDB checkpoint from a previously entered command or an automatic system checkpoint is currently in progress. *Seqno* is the sequence number of the global command that initiated the action.

System action: The command is ignored.

Operator response: (master terminal) Wait for the checkpoint to complete, and reenter the command.

DFS3334I hh:mm:ss GLOBAL *cmd* COMMAND *seqno* INITIATED BY SUBSYSTEM=*ssid* FOR THE FOLLOWING DATA BASES|AREA|ADS(s)

Explanation: The indicated global command, initiated from another subsystem, is being processed in this subsystem. The following defines *cmd*, *seqno* and *ssid*:

Keyword

	Meaning
<i>cmd</i>	The command being processed.
<i>seqno</i>	A sequential number assigned to this command that will be used in the response to the command issued by this subsystem.

ssid The subsystem ID of the indicating subsystem which issued the global command.

System action: IMS continues processing.

Operator response: No action is required.

DFS3335A LOG INPUT IS NOT IN SEQUENCE FOR FUNCTION CA; REASON CODE=*r*

Explanation: The log input is not in sequence for the CA function. The return code *r* has one of the following values:

- 01 The error occurred during the creation of a log data set using the Change Accumulation utility. There was a log input from both the DB sharing release IMS system and from an IMS system previous to DB sharing.
- 02 The error occurred during the creation of a change accumulation data set. There was a log input from both a DB sharing release IMS system and from an IMS system previous to data sharing.

System action: Processing terminates.

Programmer response: Determine the correct sequence of the log input, and correct the JCL so that the log input is in the correct sequence.

Problem determination: 2, 3, 8, 36. If running under the utility control facility, rerun the job with a FUNCTION=OP, MSGNNN=3335 control statement in the DFSYSIN data set. Supply a DFSUDUMP DD statement to this step.

If a DFSUSNAP DD statement is specified, then diagnostic information is written to that data set in dump format to help locate the log record in error. The information is dumped in four parts:

1. Partial Log Record Data. Contains the last 4 bytes of the previous log record followed by 246 bytes of the error log record.
2. Log Record Sequence Number Data. Contains the last 8 bytes of data for the error log record.
3. UCSTAT Table Entry. Contains the entire UCSTAT table entry data used by module DFSUC150 to perform the log sequence checking.
4. DFSULOG JFCB Information. Contains the JFCB data for the DFSULOG data set being processed. Use this information to determine the data set name and volume serial number.

Related information:

Chapter 2, "IMS problem determination," on page 13

DFS3336I SUSPEND QUEUE DRAINED

Explanation: The transactions that were suspended have been removed from the suspend queue and reenqueued on their original transaction queue.

System action: Those transactions that were suspended are now eligible to be processed.

Problem determination: None.

DFS3337W DBRC IS NOT ACTIVE, BUT WAS ACTIVE WHEN THE INPUT LOG WAS CREATED.

Explanation: The issuing utility program discovered an indication from the X'42' log record that DBRC was active at the time the input log data set was created. However, DBRC is not active during this utility program execution.

System action: Processing continues normally, but DBRC is not notified about the utility execution.

Programmer response: Verify whether DBRC should have been active during the execution of the utility. If DBRC notification is required, then use DBRC commands to manually update RECON data set records to reflect the current log information.

DFS3338A OLIC AUTHORIZATION FAILURE - mmmncccc ALREADY AUTHORIZED

Explanation: This error occurs when restart is requested for a data set copy and the indicated subsystem name is not signed-on to DBRC. It can also occur when restart was not requested and the indicated subsystem name was already signed-on to DBRC. The name *mmmncccc* represents the global data management block number, DCB number, and the IMSID for the online IMS subsystem to which the online image copy is connected.

System action: The execution is terminated with an error.

Programmer response: If restart was not requested, online image copy should be rerun, specifying restart. If restart was specified, online image copy should be rerun without specifying restart. If the checkpoint-restart facilities are not being used, the DBRC command CHANGE.SUBSYS must be issued to do an abnormal sign off for the name *mmmncccc*, and online image copy rerun to copy the complete data set again.

DFS3339A DATABASE AUTHORIZATION FAILURE. CODE - n

Explanation: Code *n* identifies the reason for the authorization failure.

Code (hex)

Meaning

- 4 IMS online subsystem could not obtain a database authorization for the database to be copied. If you issued the /DBR command for the database, make sure that it is available to the online system by issuing a /START command.
- 8 An authorization for the Online Image Copy

failed. Another IMS subsystem (batch or online), other than the online IMS subsystem which Online Image Copy is connected to, has update authorization for the database to be copied.

- C Online Image Copy authorization failed because the database is not recoverable.

System action: The execution is terminated with an error.

Programmer response: The online IMS subsystem to which the Online Image Copy is connected, must be the only subsystem authorized for updating capability. This error also indicates that another Online Image Copy, connected to another online IMS subsystem, currently has the authorization to make a copy of this data set in the database. If the database is a HALDB partition and the master database has been deallocated, then the database must be started before authorization is granted at the partition level.

Module: DFSUICP0

DFS3340I DFS3340I - IRLM VERIFY REQUEST FAILED. RC=xxx,yyy

Explanation: During a database authorization processing, IRLM was called to verify the subsystems which were previously authorized to use the database with an update or read intent. The IRLM verification request failed because of a nonzero return code from IRLM. The return code *xxx* represents the IRLM return code and the return code *yyy* represents the IRLM feedback subcode. If XXX=012 and YYY='zz', the value indicates that the number of subsystem entries for the verification request exceeds the maximum capacity currently supported.

System action: The IMS subsystem continues while online, but the scheduled application terminates. For batch or utility, the subsystem terminates and receives message DFS047A with a reason code of 09.

Operator response: (master terminal) Notify your IMS system programmer of the message.

Related information:

"DFS047A" on page 31

DFS3341I DATA BASE *dbname* IS USING DATA SETS NOT REGISTERED WITH DBRC

Explanation: The DDNAME or DSNAME identified by *dbname* in the message was passed to DBRC, but did not match the names registered to DBRC. When IMS authorizes the use of a database with DBRC, the DDNAME and DSNAME of the first database data set are passed to DBRC. DBRC compares these names with those registered for the database.

System action: IMS treats the database as though it were not registered to DBRC at all (that is, no DBRC authorization protection is provided for this database).

This means that no database or block level data sharing can take place for this database.

Programmer response: If you want to use data sets that do not match those registered in the DBRC RECON, then no action is required. If the intent is to use the correct database data sets, correct the startup JCL or dynamic allocation member, or the DBRC registration.

DFS3342I AREA *areaname* IS NOT REGISTERED WITH DBRC. INVALID FOR GLOBAL CMND

Explanation: A global command was issued to register an area that was not registered with DBRC. A global command is accepted only if an area is registered to DBRC; otherwise, the command is considered invalid.

System action: IMS ignores the command and continues processing.

Operator response: Ask the database administrator if the named area should be registered to DBRC. If the area is not registered, enter the correct command.

DFS3343E CANNOT PROCESS DFSTCF LOAD COMMAND, REASON=*xx*

Explanation: IMS was unable to process the DFSTCF LOAD command. The reason code explains why IMS was unable to process this command:

Reason code

- | 01 | Meaning |
|----|---|
| 01 | The queue module could not enqueue the TCO logical terminal DFSTCFI on the new line or node. |
| 02 | TCO logical terminal DFSTCFI was having a message dequeued and sent. It cannot be reassigned until it is finished. |
| 03 | Either the physical terminal that is associated with the LTERM specified in the DFSTCF LOAD OUTPUT command or the physical terminal that TCO LTERM DFSTCFI is assigned to was in conversational mode, preset mode, response mode, or is in a signed-on subpool. |
| 04 | The physical terminal that is associated with the LTERM specified in the DFSTCF LOAD OUTPUT command or the physical terminal that TCO LTERM DFSTCFI is assigned to was switched line. |
| 05 | The TCO LTERM DFSTCFI cannot be assigned to a PTERM defined MSGDEL=SYSINFO. For example, TCO LTERM DFSTCFI has messages queued on the system queue. |
| 06 | The TCO LTERM DFSTCFI cannot be assigned to a PTERM defined MSGDEL=NONIOPCB. For example, TCO LTERM DFSTCFI has messages queued on the system or application output queue. |

- 07 A request for another script member was already in progress.

System action: The DFSTCF LOAD command is not processed. IMS continues.

Programmer response: Take the action associated with the reason code received:

Reason code

- | 01 | Action |
|----|--|
| 01 | This code denotes a system error. Shut down the system and create a memory dump at the earliest possible time for analysis of the problem. Notify the IMS system programmer. |
| 02 | Reenter the DFSTCF LOAD command after the current message is completed, or reenter the DFSTCF LOAD command without the OUTPUT option. |
| 03 | Wait for the terminal to be freed, or reenter the DFSTCF LOAD command with a different LTERM name. |
| 04 | Reenter the DFSTCF LOAD command with an LTERM that is associated with a valid line. |
| 05 | Reenter the DFSTCF LOAD command with a different LTERM name. |
| 06 | Reenter the DFSTCF LOAD command with a different LTERM name. |
| 07 | Reenter the DFSTCF LOAD command. |

DFS3344E DFSTCF LOAD CONTAINS INVALID CHARACTER IN FIELD *x*

Explanation: The DFSTCF LOAD command is incorrect. FIELD *x* identifies the invalid keyword or parameter.

The format for the DFSTCF LOAD command is:
DFSTCF LOAD XXXXXXXX (OUTPUT YYYYYYYY) (CONT ZZ)

The value of *x* (FIELD *x*) can be one of the following:

- | | |
|----|---|
| 01 | The first positional keyword is not DFSTCF. |
| 02 | The second positional keyword is not LOAD. |
| 03 | The third positional parameter was not specified. The third positional parameter xxxxxxxx is a 1-8 character script name. |
| 04 | The fourth (optional) positional keyword is not OUTPUT. |
| 05 | The fifth positional parameter was not specified or is greater than eight characters. yyyyyyyyyy is a 1-8 character LTERM name. |
| 06 | The sixth (optional) positional keyword is not CONT. |
| 07 | The seventh positional parameter was not specified or is a number greater than two digits. zz is a number from 1 to 99. |

System action: The DFSTCF LOAD command is ignored. Processing continues.

Operator response: Correct the DFSTCF LOAD command and resubmit.

DFS3345E DFSTCF DOES NOT CONTAIN MEMBER *name*

Explanation: The data set specified on the DFSTCF DD statement did not contain the timetable member identified in the message.

System action: If the Time-Controlled Operations Verification utility was running, the utility terminates. If IMS online was running, the DFSTCF LOAD command fails, but IMS processing continues.

Programmer response: Verify that the timetable member is specified correctly and that the timetable member resides in the data set specified on the DFSTCF DD statement. Rerun the utility or reissue the DFSTCF LOAD command.

DFS3346E TCO EXIT RECEIVED STATUS CODE *status code*

Explanation: The Time-Controlled Operations (TCO) language interface routine returned a status code to the TCO exit routine.

System action: The TCO message was not processed. TCO processes the next time request.

DFS3347A CHANGE ACCUM PROCESSING IN DFSUCMN0 FAILED - REASON = *n*.

Explanation: A change accumulation request failed because an error was detected in module DFSUCMN0 for one of the following reasons:

Code (hex)

Meaning

- 1 An error was detected in the SYSIN control card.
- 2 DBRC initialization failed.
- 3 Log processing in DFSUC150 failed.

System action: Processing is terminated with a nonzero return code.

Programmer response: For reason code 1, correct the error in SYSIN control card and rerun the utility.

For reason code 2, find DBRC message DSP0351I in the job output for additional information. Examine the RECON data set and the JCL for any inconsistencies. Then, rerun the utility.

For reason code 3, ensure that all input logs are correct and rerun the utility.

Module: DFSUCMN0

Related information:

 DSP0351I (Messages and Codes)

**DFS3348E UNABLE TO ESTABLISH ESTAE
Created by ActiveSystems 12/24/96
Entity not defined. TCO UNAVAILABLE**

Explanation: The Time-Controlled Operations (TCO) ESTAE routine was not established.

System action: TCO terminates, but IMS continues processing.

Programmer response: Make sure that the ESTAE routine was bound correctly and that enough storage is available.

DFS3349I UNABLE TO INITIALIZE TIME CONTROL OPTION, REASON=...

Explanation: IMS was unable to initialize the Time-Controlled Operations (TCO). The reason code tells why TCO initialization failed.

Reason code

Meaning

- OPEN** Unable to OPEN a data set.
- CTT** Unable to find Communication Terminal Table (CTT) for TCO.
- CTB** Unable to find Communication Terminal Block (CTB) for TCO.
- GET0** Unable to acquire storage from subpool 0.
- GETC** Unable to acquire storage from subpool 231.
- NODD** DFSTCF DD card does not exist.
- CIRL** Unable to create an ITASK for TCO CLB.
- LOAD** Unable to load user exit DFSTCNT0.

System action: TCO is not initialized. IMS processing continues.

Programmer response: Take one of the following actions based on the reason code you received:

Reason code

Action

- OPEN** Verify that the DFSTCF DD statement specifies the correct data set for TCO, or that the data set exists.
- CTT** Check the link of the IMS nucleus to confirm that the TCO device-dependent module was included.
- CTB** Check the IMS system definition to determine if a terminal block was accidentally deleted.
- GET0** If sufficient storage is unavailable, increase the size of the control region.
- GETC** If sufficient storage is unavailable, increase the size of the control region.
- NODD** Information only. To use TCO now, stop and restart IMS to include the DFSTCF DD card.
- CIRL** Determine why the ITASK creation is not successful and run IMS.
- LOAD** Check that DFSTCNT0 is in the system.

DFS3350E TCO ABNORMALLY TERMINATED,
SEE DUMP

Explanation: A failure occurred in a Time-Controlled Operations (TCO) exit routine module.

System action: The IMS spin-off memory dump facility SNAPs the TCO environment. TCO then waits for the operator to issue the DFSTCF LOAD command. IMS continues processing.

Operator response: Try issuing the DFSTCF LOAD command to reload the same timetable member or a different timetable member.

Programmer response: Use the SNAP dump of the TCO environment to determine the cause of the problem.

Chapter 71. DFS messages, DFS3351E - DFS3400I

This topic contains the following messages:

DFS3351E TCO ABNORMALLY TERMINATED, SYSTEM ABEND, SEE DUMP

Explanation: A system abend terminated the Time-Controlled Operations (TCO).

System action: The IMS spin-off memory dump facility SNAPS the TCO environment and TCO terminates.

Programmer response: Use the SNAP dump of the TCO environment to determine the cause of the problem.

DFS3352E INCOMPLETE MESSAGE ENCOUNTERED, SEQUENCE NUMBER=nnnnnnnn

Explanation: While processing a message set, the Time-Controlled Operations (TCO) or the TCO Verification utility encountered a time schedule request when a continued segment or message was expected. The sequence number identifies the statement containing the error.

System action: TCO or the TCO Verification utility discards the entire message set and processing continues.

Programmer response: Correct the error in the message set. Check for a stray continuation character in the message or an omitted segment or message.

DFS3353E INVALID CONTINUATION CHARACTER, SEQUENCE NUMBER=nnnnnnnn

Explanation: The Time-Controlled Operations (TCO) or the TCO Verification utility found a character other than a blank (end of message), S (end of segment), or X (segment continued) in column 72 of a message set statement. The sequence number identifies the statement containing the error.

System action: TCO or the TCO Verification utility discards the message set and processing continues.

Programmer response: Correct the error in column 72 of the message set statement.

DFS3354E TOO MANY SEGMENT CONTINUATIONS, SEQUENCE NUMBER=nnnnnnnn

Explanation: Only 10 statements can be continued into a single segment (710 characters). The sequence number

identifies the statement containing the error.

System action: The Time-Controlled Operations (TCO) or the TCO Verification utility discards the message set and processing continues.

Programmer response: Delete as many statements as necessary so the maximum is not exceeded.

DFS3355E I/O ERROR READING DFSTCF *script-member name*

Explanation: An I/O error occurred while reading the data set specified on the DFSTCF DD statement. The message identifies the name of the timetable member that the Time-Controlled Operations (TCO) was processing when the error occurred.

System action: Processing of the timetable member terminates. TCO might have processed part of the list and processes the rest of the list, if possible.

Programmer response: Correct the error and reload the timetable member, or load a different timetable member.

DFS3356E END TIME PRIOR TO START TIME, SEQUENCE NUMBER=nnnnnnnn

Explanation: The time to stop scheduling (columns 21-24) was earlier than the time to start scheduling (columns 7-10). The sequence number identifies the statement containing the error.

System action: The Time-Controlled Operations (TCO) or the TCO Verification utility rejects the time schedule request and processing continues.

Programmer response: Correct the time schedule request error. Make sure that:

- The start time is earlier than the end time.
- The start time is in columns 7-10 and the end time is in columns 21-24.

Then rerun the TCO Verification utility for this timetable member.

DFS3357E RESIDENT INDICATOR INCORRECT, SEQUENCE NUMBER=nnnnnnnn

Explanation: The resident indicator in column 31 of a time schedule request must be either a blank (resident exit routine) or a D (dynamic load). The sequence number identifies the statement containing the error.

System action: TCO rejects the time schedule request and processing continues.

Programmer response: Correct the time schedule request. Make sure that:

- The resident indicator is valid.
- The resident indicator is specified in column 31.

Rerun the TCO Verification utility for this timetable member.

DFS3358E DISPATCH INDICATOR INCORRECT, SEQUENCE NUMBER=nnnnnnnnn

Explanation: Only a blank (schedule at same time each day), an O (schedule first day and delete), or an S (schedule at startup) are valid codes in column 32 of the time schedule request. The sequence number identifies the statement containing the error.

System action: The Time-Controlled Operations (TCO) or the TCO Verification utility rejects the time schedule request and processing continues.

Programmer response: Correct the time schedule request error. Make sure that:

- The dispatch indicator is in column 32.
- The dispatch indicator is valid.

Rerun the TCO Verification utility for this library member.

DFS3359E MESSAGE SET INDICATED, NO MESSAGE FOUND SEQUENCE NUMBER=nnnnnnnnn

Explanation: The time schedule request specified the use of a previous message set (**** in columns 56-59), but the message set was not provided. The sequence number identifies the statement containing the error.

System action: The Time-Controlled Operations (TCO) or the TCO Verification utility rejects the time schedule request and processing continues.

Programmer response: Add the missing message set, or delete the time schedule request. Rerun the TCO Verification utility for this library member.

DFS3360E USER EXIT xxxxxxxx REQUESTED NOT FOUND, SEQUENCE NUMBER=nnnnnnnnn

Explanation: IMS.SDFSRESL did not contain exit routine xxxxxxxx specified in columns 12-19 of a time schedule request. The sequence number identifies the statement containing the error.

System action: The Time-Controlled Operations (TCO) rejects the time schedule request and processing continues.

Programmer response: Check the spelling or the justification, or both, of the name. Names with fewer

than 8 characters must be left-aligned and padded with blanks. Rerun the TCO Verification utility for this timetable member.

DFS3361E INSUFFICIENT VIRTUAL STORAGE FOR TABLES

Explanation: The Time-Controlled Operations (TCO) was unable to acquire enough storage to build the message or request tables.

System action: The Time-Controlled Operations (TCO) terminates the timetable member load and frees all storage.

Programmer response: Specify more storage and then restart the job. See the Summary Report produced by the TCO Verification utility to determine the amount of storage needed for a specific timetable member.

DFS3362E TIME tttt SPECIFIED IS INVALID, SEQUENCE NUMBER=nnnnnnnnn

Explanation: One of the time fields of a time schedule request (columns 7-10, 21-24, or 26-29) did not contain either blanks or a value between 0001 and 2359. *tttt* identifies the invalid time. The sequence number *nnnnnnnnn* identifies the statement containing the error.

System action: The Time-Controlled Operations (TCO) or the TCO Verification utility rejects the time schedule request and processing continues.

Programmer response: Make sure that the time is valid and is specified in the correct columns. Valid HH values are 00-23; valid MM values are 00-59. Rerun the TCO Verification utility for this timetable member.

DFS3363E UNABLE TO OPEN SYSIN

Explanation: The TCO Verification utility was unable to open the SYSIN input data set.

System action: The TCO Verification utility terminates.

Programmer response: Make sure that the SYSIN DD statement is present, and if present, the SYSIN data set exists. Rerun the TCO Verification utility for this timetable member.

DFS3364E UNABLE TO OPEN SYSPRINT

Explanation: The TCO Verification utility was unable to open the SYSPRINT output data set.

System action: The TCO Verification utility terminates.

Programmer response: Make sure that the SYSPRINT DD statement is present and the SYSOUT class is valid. Rerun the TCO Verification utility for this timetable member.

DFS3365I TCO MESSAGE MODULE REQUIRES MAINTENANCE

Explanation: The Time-Controlled Operations (TCO) utility was unable to display a message.

System action: The system performs the action described in the message TCO was unable to display.

Programmer response: Bind the TCO message module again.

DFS3366E NO TIMER ELEMENT FOUND. SCRIPT WILL NEVER BE EXECUTED. MEMBER *name*

Explanation: Processing for a TCO script finished, but no timer element was specified. The script requires that an *TIME statement be included.

In the message text:

name The name of the script member

System action: The TCO or the TCO Verification utility discards the script and processing continues.

Programmer response: Correct the error by adding the required *TIME statement to the TCO script member.

DFS3367E TIMER ELEMENT NOT FOUND FOLLOWING THE LAST MESSAGE ELEMENT, SEQUENCE NUMBER=*nnnnnnnn*

Explanation: The last statement in the TCO script was not a *TIME statement. The last message element is not scheduled for processing.

System action: The TCO or the TCO Verification utility discards the last message statement and processing continues.

Programmer response: Correct the error by verifying that the *TIME statement is not in the wrong place. Add a *TIME statement as the last statement in the TCO script.

DFS3368E ERROR PROCESSING RDDS, RC=*rc*, RDDSDSN=*dsname*

Explanation: The system encountered an error while trying to access a resource definition data set (RDDS).

Codes**Explanation**

- 4** An error occurred trying to read data from an RDDS.
- 8** An error occurred trying to write data to an RDDS.
- 12** An error occurred trying to allocate an RDDS.
- 16** An error occurred trying to open an RDDS.
- 20** The RDDS is owned by another IMS.

24 The RDDS RECFM is not variable blocked (VB).

- 28** The RDDS BLKSIZE value is invalid. One of the following conditions exist:
- The RDDS BLKSIZE is greater than 32 760.
 - The RDDS BLKSIZE is less than 4096.

System action: If automatic import is in progress, and you had specified RDDSERR=ABORT in the DFSDFxxx PROCLIB member, IMS terminates with a 3368 abend.

If you had specified RDDSERR=NOIMPORT, IMS continues cold start processing without importing any resource or descriptor definitions. IMS starts without any runtime resource definitions or descriptor definitions from the RDDS.

If automatic export is in progress, the automatic export process terminates abnormally.

Programmer response: Return codes 4, 8, 12, and 16 indicate errors in open or close, dynamic allocation, or reading and writing to the RDDS named in the message. Look for supporting messages from IOS or dynamic allocation to further define and correct the error condition.

Return code 20 indicates that another IMS system has claimed this RDDS. Remove this RDDS from the RDDSDSN= parameter of the DFSDFxxx IMS.PROCLIB member on the system reporting the error.


Return code 24 indicates that an RDDS was allocated using an LRECL other than variable blocked. Correct this condition by reallocating the RDDS with RECFM=VB.

Return code 28 indicates that an RDDS was allocated using a block size larger than 32 760 or smaller than 4096. Reallocate the RDDS with a BLKSIZE in the range of 4096 to 32 760 inclusive. Performance might be affected during autoexport when all RDDSs are not allocated with the same BLKSIZE. Using BLKSIZE=32760 for all RDDSs is recommended.

In addition, see the information about abend 3368 for actions to take.

Module: DFSRDD00

Related information:

 IMS abend 3368

DFS3369I RDDS INITIALIZATION COMPLETED

Explanation: Initialization processing for the resource definition data sets (RDDS) has completed.

System action: IMS continues processing.

User response: No action is required.

Module: DFSRDD10

DFS3370E NO SYSTEM RESOURCE DEFINITION DATA SETS AVAILABLE FOR AUTOMATIC EXPORT

Explanation: There were no valid system resource definition data sets that can be used for automatic export processing. This message is highlighted and remains highlighted until a resource definition data set becomes available.

System action: IMS continues processing. The automatic export process is disabled until one or more of the system resource definition data sets are fixed.

Programmer response: Refer to any DFS3368E messages that were issued before this message to determine why the data sets are unavailable. Make sure that the failing data sets are available.

Module: DFSRDD00

Related information:

DFS3368E

DFS3371I SUCCESSFUL AUTO EXPORT TO RDDSDSN=*dsname* TIME=*timestamp*-UTC

Explanation: Automatic export completed successfully. *dsname* identifies the name of the system resource definition data set (RDDS) to which the resource and descriptor definitions were exported. *timestamp* identifies the UTC time value that is used to identify the most recent RDDS. This value is placed in the RDDS header record; you can view the value in an RDDS data set using ISPF or similar read utility.

System action: IMS continues processing.

User response: No action is required.

Module: DFSXP000

DFS3372E AUTOMATIC EXPORT FAILED, RC=*rc*

Explanation: An automatic export failed. *rc* indicates the reason for the failure. The return code *rc* values are as follows:

Codes

Explanation

- 4** An I/O error occurred while trying to access a resource definition data set (RDDS).
- 8** No RDDS data sets are available.
- 12** An error occurred trying to obtain a 64-bit buffer.

System action: IMS continues processing.

Programmer response: To determine the cause of the failure, see any DFS3368E messages that were issued before this message.

Module: DFSXP000

Related information:

DFS3368E

DFS3373I AUTOMATIC EXPORT IS ENABLED TO *target*

Explanation: Automatic export processing is enabled to *target*, where *target* can be:


RDDS Indicates that the MODBLKS resource and descriptor definitions will be automatically exported to a system resource definition data set (RDDS) at checkpoint time.


System action: IMS continues processing.

User response: No action is required.

Module: DFSDFN10

Related concepts:

 Maintaining your dynamic resource definition environment (System Definition)

 Exporting MODBLKS resource and descriptor definitions to an RDDS (System Definition)

DFS3374W AUTOMATIC EXPORT IS DISABLED RC=*rc*

Explanation: Automatic export processing is disabled. *rc* identifies the reason automatic export is disabled. Possible reasons are as follows:

Codes

Explanation

- 4** You specified AUTOEXPORT=NO.
- 8** You specified AUTOEXPORT=AUTO, but you have not defined any RDDSs.
- 12** You have not defined the DFSDFxxx IMS.PROCLIB member.
- 16** You have not defined the DYNAMIC_RESOURCE section of the DFSDFxxx IMS.PROCLIB member.

System action: IMS continues processing.

Programmer response: If you do not want to use automatic export processing, no action is necessary.

If you want automatic export processing, use the return code to identify and correct the specification error in the DFSDFxxx IMS.PROCLIB member.

Module: DFSDFN10, DFSRDD10

DFS3375 UNABLE TO ACQUIRE STORAGE IN SUBPOOL 0 FOR MODIFY COMMAND

Explanation: The /MODIFY or INITIATE OLC command processor failed to get storage in the private region.

System action: The command is ignored.

Operator response: Reenter the command when there is less activity in the private region and more storage is available. If the problem occurs often, increase the size of available storage in the private region.

DFS3376 UNABLE TO ACQUIRE STORAGE IN THE WORK AREA POOL FOR MODIFY

Explanation: The /MODIFY or INITIATE OLC command processor failed to get storage in the work area pool (WKAP).

System action: The command is ignored.

Operator response: Reenter the command when there is more space available in the WKAP.

DFS3377 INSUFFICIENT STORAGE AVAILABLE IN CIOP

Explanation:

The command processor failed to get storage in the communication input or output pool (CIOP).

System action: The command is ignored.

Operator response: Reenter the command when there is more space available in the CIOP.

DFS3378W BLDL FAILED FOR xxxxxx DURING ONLINE CHANGE

Explanation: While processing a /MODIFY or INITIATE OLC command, IMS encountered an error building a directory entry list. The error occurred for ACBLIB xxxxxx.

System action: The command is ignored.

Operator response: If the error occurred on the ACBLIB that is currently in use by the online IMS system, the error can recur on that online system. If the error occurred for an inactive ACBLIB, recreate that ACBLIB.

DFS3379E DFSTCF LOAD CONTAINS INVALID OUTPUT LTERM

Explanation: The LTERM in the DFSTCF LOAD command is not recognized by IMS.

System action: IMS ignores the command and continues processing.

Operator response: Check the LTERM name and reissue the command.

DFS3380 TCO INACTIVE, CANNOT LOAD/PROCESS SCRIPTS

Explanation: A message switch to LTERM DFSTCF was issued. The message switch might have been a DFSTCF LOAD command to load TCO scripts;

however, TCO is not currently active and cannot handle requests.

Usage of LTERM DFSTCF is restricted to the TCO function. Any message switched to DFSTCF is assumed to be a request to load a TCO script.

System action: The message switch is ignored; IMS continues.

Programmer response: If you want to load and process TCO scripts, bring down IMS. Then bring it up again and include the //DFSTCF DD card to activate the TCO function.

DFS3381E CF INITIALIZATION FAILED, DATA=aa bbbbbb cccccc ddeeffgg

Explanation: The coupling facility services function was not initialized. The DATA portion of the message identifies the reason for the failure:

aa The place code, which identifies when the error was found. *aa* can have the following values:

Code (hex)

	Meaning
10	While connecting to an OSAM structure
20	While connecting to an OSAM structure for sequential buffering
30	During connection to a VSAM structure
40	While passing connection data to VSAM for data shared resource pool
50	While passing connection data to VSAM for index shared resource pool

bbbbbbb The return code from the last service started. See *z/OS MVS Programming: Sysplex Services Reference (SA22-7618)* for the values of this code.

ccccccc The associated reason code. See *z/OS MVS Programming: Sysplex Services Reference (SA22-7618)* for the values of this code.

ddeeffgg The associated flag bytes.

dd can have the following values:

Code (hex)

	Meaning
80	Invalid function was requested.
40	Connection to the OSAM structure failed.
20	Too few OSAM buffers were returned during connection to the OSAM structure.
10	Connection to the VSAM structure failed.
08	Attempt to pass connection data to VSAM for data shared resource pool failed.

- 04 Attempt to pass connection data to VSAM for index shared resource pool failed.
- 02 Disconnection from the OSAM structure failed.
- 01 Disconnection from the VSAM structure failed.

ee can have the following values:

Code (hex)

Meaning

- 80 A dummy PST was obtained during coupling facility services initialization or execution.
- 40 Connection to the OSAM structure was successful.
- 20 Disconnection from the OSAM structure was successful.
- 10 Connection to the VSAM structure was successful.
- 08 Disconnection from the VSAM structure was successful.

ff can have the following values:

Code (hex)

Meaning

- 80 A request was received to stop data sharing because coupling facility services initialization failed.

gg can have the following values:

Code (hex)

Meaning

- 80 A read-and-register operation for the OSAM buffer failed.
- 20 Buffer invalidation for the OSAM buffer failed.

System action: See system action for message DFS3384I.

Programmer response: If *aa* is 10, 20, or 30, see *z/OS MVS Programming: Sysplex Services Reference* (SA22-7618) for error return and reason codes that identify the cause of failure. If *aa* is 40 or 50, see the appropriate DFSMS publication for error return codes that identify the cause of failure.

Problem determination: 1, 2, 3, 36

Related information:

“DFS3384I” on page 723

Chapter 2, “IMS problem determination,” on page 13

DFS3382I CF INITIALIZATION COMPLETE

Explanation: The coupling facility services function was successfully initialized.

System action: Processing continues.

Programmer response: No action is required.

DFS3383E STOP DATA SHARING FAILED, DATA=*aa bbbbbb cccccc ddeeffgg*

Explanation: The attempt to disconnect from the VSAM or OSAM structure, or both, in the coupling facility failed. The DATA part of the message defines the reason for the failure.

aa The place code, which identifies where the error was found. *aa* can have the following values:

Code (hex)

Meaning

- 60 Disconnection from the OSAM structure failed.
- 70 Disconnection from the VSAM structure failed.

bbbbbb

The return code from the last service started. See *z/OS MVS Programming: Sysplex Services Reference* (SA22-7618) for the values of this code.

cccccc The associated reason code. See *z/OS MVS Programming: Sysplex Services Reference* (SA22-7618) for the values of this code.

ddeeffgg the associated flag bytes.

dd can have the following values:

Code (hex)

Meaning

- 80 Invalid function was requested.
- 40 Connection to the OSAM structure failed.
- 20 Too few OSAM buffers were returned during connection to the OSAM structure.
- 10 Connection to the VSAM structure failed.
- 08 Attempt to pass connection data to VSAM for data shared resource pool failed.
- 04 Attempt to pass connection data to VSAM for index shared resource pool failed.
- 02 Disconnection from the OSAM structure failed.
- 01 Disconnection from the VSAM structure failed.

ee can have the following values:

Code (hex)

Meaning

- 80 A dummy PST was obtained during coupling facility services initialization or execution.
- 40 Connection to the OSAM structure was successful.
- 20 Disconnection from the OSAM structure was successful.
- 10 Connection to the VSAM structure was successful.

08 Disconnection from the VSAM structure was successful.

ff can have the following values:

Code (hex)

Meaning

80 A request was received to stop data sharing because coupling facility services initialization failed.

gg can have the following values:

Code (hex)

Meaning

80 A read-and-register operation for the OSAM buffer failed.

20 Buffer invalidation for the OSAM buffer failed.

System action: Although the IMS attempt to disconnect from the coupling facility failed, data sharing was successfully stopped.

Programmer response: See *z/OS MVS Programming: Sysplex Services Reference* (SA22-7618) for error return and reason codes that identify the cause of the failure.

Problem determination: 1, 2, 3, 36

Related information:

Chapter 2, "IMS problem determination," on page 13

DFS3384I DATA SHARING STOPPED

Explanation: Data sharing was successfully stopped. Data sharing stops under these circumstances:

- Connection to the coupling facility is lost.
- Rebuild of the coupling facility fails.
- Coupling facility initialization fails.

System action: Regardless of whether the connection was lost for an OSAM or VSAM structure, if both structures were specified on the CFNAMES control statement, data sharing is stopped for both and connection to both structures is lost. If only one of the structures was specified, the other can continue data sharing using the notify protocol.

Programmer response: No action is required.

DFS3385I DUPLICATE CF STRUCTURE NAME SPECIFIED


Explanation: Duplicate coupling facility structure names were specified in the CFNAMES control statement. Structure names for the IRLM, OSAM, and VSAM structures must all be different when specified.

System action: IMS terminates with abend 0430.

Programmer response: Correct the CFNAMES control statement, and resubmit the job.

Problem determination: 1, 2, 3, 36

Related information:

 IMS abend 0430

Chapter 2, "IMS problem determination," on page 13

DFS3386I OSAM CF CACHING RATIO = *ddd:eeer*

Explanation: A coupling facility structure was defined for OSAM. The values specified for *ddd* and *eee* represent the coupling facility directory-to-element ratio. The directory-to-element ratio is active for the issuing IMS. These values might be used to configure the OSAM structure. The ratio values active for the first IMS that connects to the coupling facility establishes the directory-to-element ratio. Other IMS regions connecting to the same structure will use the structure previously configured.

The value represented by *r* indicates whether a default ratio or an externally-specified ratio is active. *r* has the following values:

- 1 The CFOSAM= keyword on the CFNAMES statement did not specify the directory-to-element ratio. IMS supplies a default ration of 999:1.
- 2 The directory-to-element ratio was specified with the CFOSAM= keyword and is active.
- 3 The directory-to-element ratio was specified with the CFOSAM= keyword, but defines an incorrect ratio and cannot be used. The result of dividing the element value by the directory value must not exceed the maximum number of 16 elements. The ratio IMS provided is used instead of the externally specified ratio.
- 4 The element portion of the directory-to-element ratio as specified by the CFOSAM= keyword is zero. The resultant ratio becomes 1:0. This ratio causes the OSAM structure to be configured for directory-only processing. No data elements will be available for data caching.

System action: IMS initialization processing continues. The ratio specified is active for the issuing IMS.

Programmer response: No response is required unless the directory-to-element ratio used to configure the OSAM structure is not the ratio you want. In this case, specify or change the directory and element values on the CFNAMES statement and restart the IMS sysplex.

DFS3387I DUPLICATE *xxxxxx* KEYWORD SPECIFIED FOR CFNAMES

Explanation: A keyword on the CFNAMES control statement (CFIRLM, CFOSAM, or CFVSAM) was specified more than once. Each keyword can only be specified once.

System action: The duplicate keyword is ignored, and the rest of the statement is bypassed.

Programmer response: See member DFSVSMxx in

IMS system definition information. Verify the CFNAMES control statement, and make appropriate changes if necessary.

Problem determination: 1, 2, 3, 36

Related reference:

➡ DFSVSMxx member of the IMS PROCLIB data set (System Definition)

Related information:

Chapter 2, "IMS problem determination," on page 13

DFS3388I ALL CF KEYWORDS ARE REQUIRED ON CFNAMES CARD

Explanation: All keywords (CFIRLM, CFOSAM, and CFVSAM) must be specified on the CFNAMES control statement. All keywords must be specified even if their respective structures are not to be used.

System action: IMS terminates with 0430.

Programmer response: Fix the CFNAMES control statement, and resubmit the job.

Problem determination: 1, 2, 3, 36

Related information:

➡ IMS abend 0430

Chapter 2, "IMS problem determination," on page 13

**DFS3389I MISMATCH - xxxx yyyyyyyyyy
zzzzzzzzzzzzzzzz ++
wwwwwwwwwwwwwwww**

Explanation: The IDENTIFY request to the IRLM failed. The IRLM detected a mismatch between one of the following:

- The coupling facility structure name it was using and the one specified in the IDENTIFY request
- The DBRC RECON time stamp it was using and the one specified in the IDENTIFY request

In the message text:

xxxx Is one of the following:

- OSAM
- VSAM
- IRLM
- MADSIOT

yyyyyyyyyy

Is one of the following:

CFNAME++

Indicates a coupling facility structure name mismatch

DBRC RECON

Indicates a DBRC RECON time stamp mismatch

MADSIOFUNC

Indicates a MADSIOT function specification mismatch

zzzzzzzzzzzzzzzz

The structure name specified on the

CFNAMES control statement or blanks if the mismatch involved the DBRC RECON time stamp.

wwwwwwwwwwwwwwww

The structure name the IRLM has in use or blanks if the mismatch involved the DBRC RECON time stamp.

System action: IMS terminates with abend 0039.

Programmer response: Verify that all IMS subsystems sharing a coupling facility specify the same names to the IRLM for any OSAM, VSAM, or IRLM structure that was used. All sharing subsystems must also use the same RECON data set.

Problem determination: 1, 4, 10, 35

Related information:

➡ IMS abend 0039

DFS3390I NO CF CONNECTION EXISTS. /ERE BACKUP NOT ALLOWED.

Explanation: The /ERE command entered on the XRF alternate subsystem was rejected. This is because connection to the coupling facility did not exist when the command was processed.

System action: The /ERE BACKUP command is rejected until connection to the coupling facility is established.

Programmer response: Retry the /ERE BACKUP command when the coupling facility connection is established.

Problem determination: 1, 36

Related information:

Chapter 2, "IMS problem determination," on page 13

DFS3391I CFNAMES SPECIFIED BUT IRLM IS NOT USED

Explanation: The CFNAMES control statement was specified in the DFSVSMxx member of IMS.PROCLIB or in a data set with ddname DFSVSAMP, but IRLM is not present for this execution.

System programmer response: Make sure that IRLM is used during this execution.

Certain IMS utilities might not require IRLM; in those cases, this message can be ignored.

Module: DFSTRA00, DFSXRLM0

**DFS3392W DL/I CF DATA CACHING INOPERATIVE FOR
NNNNNNNNNNNNNNNN**

Explanation: Data caching has been disabled for the OSAM structure named NNNNNNNNNNNNNNNN. This situation occurred because the IMS that connected

to the CF structure first established a non-caching environment.

System action: IMS continues running without DL/I data caching.

System programmer response: Ensure that all IMS data sharing subsystems, whether Batch or Online, use the same structure and Caching Options (CO) when using OSAM DL/I Data Caching (ODC). These options are defined in either the DFSVSMxx PROCLIB members for Online, or in the DFSVSAMP DD cards for Batch with the CFNAMES and IOBF statements.

Failure to ensure structure consistency across IMS subsystems can result in data integrity or performance problems.

If all IMS subsystems are running with IMS Version 6.10 or later, IMS attempts to use the structure with the characteristics defined by the IMS that connected first. A subsequent IMS renders its own ODC inoperative when it detects, during connection, that the structure has no data elements for caching.

If you run IMS Version 6.10 subsystems with IMS Version 5.10 subsystems, the earlier version of IMS must connect to the structure first. ODC was not introduced until IMS Version 6.10, and IMS Version 5.10 cannot access cached data. Data integrity problems can result from different IMS subsystems using different copies of IOBF statements in DFSVSMxx/DFSVSAMP.

Problem determination: 1, and save a copy of all DFSVSMxx or DFSVSAMP statements for all IMS sharing subsystems.

Related information:

Chapter 2, "IMS problem determination," on page 13

DFS3394W OSAM/VSAM CF STRUCTURE NAME IS SPECIFIED WITH NO IOBF/VSRBF

Explanation: In DFSVSAMP or DFSVSMxx, the structure name for OSAM, VSAM, or both was specified but there was no IOBF statement, VSRBF statement, or both respectively.

System action: In the online environment, the presence of an OSAM structure name in the CFNAMES statement requires an IOBF statement to pass the number of buffers to the IXLCONN macro. In batch, however, the IOBF statement is not required because IMS defaults to four buffers. For VSAM, the presence of a VSAM structure name in the CFNAMES statement always requires a VSRBF statement to pass the number of buffers to the IXLCONN macro.

Programmer response: Review the CFNAMES statement in DFSVSAMP or DFSVSMxx and the corresponding IOBF statements, VSRBF statements, or both.

Module: DFSDMAW0

DFS3395I AUTOMATIC IMPORT STARTED FROM xxxxxxxxxxxxxxxx

Explanation: Automatic import has started. Valid values for xxxxxxxxxxxxxxxx are:

MODBLKS

Indicates that the resource definitions are to be imported from the MODBLKS data set.

RDDSDSN=dsname

Indicates that the resource and descriptor definitions are to be imported from a resource definition data set (RDDS). In the message text, *dsname* identifies the name of the RDDS.

REPOSITORY REPOTYPE=reptype

REPONAME=reponame

Indicates that Resource Manager (RM) is connected to the IMSRSC repository and that the resource definitions are to be imported from the repository. *reptype* indicates the repository type and *reponame* indicates the repository name. The only valid value for *reptype* is IMSRSC.

If automatic import is from the repository and the repository is empty, IMS issues the DFS4405W message and another DFS3395I message to indicate where the resource definitions are imported from: RDDS or MODBLKS.

System action: IMS continues processing.

User response: No action is required.

Module: DFSIP000, DFSIP300, DFSRRSC0

DFS3396I AUTOMATIC IMPORT COMPLETED, RC=rc

Explanation: Automatic import has completed. The return codes, indicated by *rc*, are as follows:

Codes

Explanation

- 0** All resource and descriptor definitions were successfully imported.
- 4** All resource and descriptor definitions were imported, but one or more resources or descriptors could not be initialized completely. You had specified IMPORTERR=CONTINUE in the DFSDFxxx PROCLIB member.

System action: IMS continues processing.

Programmer response: No action is required.

Module: DFSRIMP0

DFS3397E AUTOMATIC IMPORT FAILED, RC=rc

Explanation: Automatic import failed. *rc* indicates the reason for the failure. The return code values are as follows:

Codes

Explanation

- 4 An I/O error occurred while trying to access a resource definition data set (RDDS).
- 8 An error occurred trying to obtain a 64-bit buffer.
- 12 None of the RDDSs that you defined contain exported data.
- 32 An error occurred trying to read the resource definitions from the IMSRSC repository.
- 40 All resource and descriptor definitions were imported, but one or more resources or descriptors could not be initialized due to an error in the definition. You had specified IMPORTERR=ABORT in the DFSDFxxx PROCLIB member.
- 44 No resources were imported from the IMSRSC repository for one of these reasons:
 - The repository is empty and AUTOIMPORT=REPO was specified. The IMS cold start continues with no resources imported.
 - There was an error processing resource definitions read from the IMSRSC repository.

Action is taken based on IMPORTERR= specification.

System action: If an error occurred trying to access a system resource definition data set and you had RDDSERR=ABORT specified in the DFSDFxxx PROCLIB member, IMS terminates with a 3368 abend.

If IMS detected an error with a resource or descriptor definition and you had IMPORTERR=ABORT specified in the DFSDFxxx PROCLIB member, IMS terminates with a 3397 abend.

If the error occurred when trying to read the resource definitions from the IMSRSC repository, see the DFS4401E message issued before this message for details on the error. If you had REPOERR=ABORT specified in the DFSDFxxx PROCLIB member, IMS terminates with a 3368 abend.


Programmer response: To identify the cause of an I/O error, check any DFS3368E messages that were issued before this message. If none of the RDDSs contain exported data ensure automatic export is enabled. To identify resources that could not be initialized because of any errors in definition, check any DFS3423E messages that were issued before this message.

To identify the cause of the repository error, check the DFS4401E message issued before this message.

Module: DFSIP000, DFSRIMP0, DFSIP300

Related information:

- “DFS3368E” on page 719
- “DFS3423E” on page 734
- “DFS4401E” on page 931

 IMS abend 3368

DFS3398E LOAD FAILED FOR TRANSACTION INPUT EDIT ROUTINE xxxxxxxx, RC=rc

Explanation: An input edit routine that was defined for one or more transactions could not be loaded.

In the message text:

xxxxxxx
 Identifies the name of the routine
 rc Return code from the IMODULE LOAD call (DFSMODU0). For these return codes, see the IMODULE return code information.

System action: Transactions defined with the input edit routine are stopped for queuing and scheduling, and given a NOTINIT status. If automatic import is in progress and IMPORTERR=ABORT was specified in the DFSDFxxx PROCLIB member, the automatic import process is terminated and IMS terminates with a 3397 abend.


If automatic import is in progress and IMPORTERR=CONTINUE was specified, IMS continues cold start processing.

Output destination: The System Console

Programmer response: Make sure that the transaction input edit routine exists in one of the IMS.SDFSRESL concatenated data sets. After you have identified the cause of the load failure and corrected it, you can issue an UPDATE TRAN START(Q,SCHD) command to start the transaction for queuing and scheduling. IMS attempts to load the edit routine module. If the module is successfully loaded, the NOTINIT status is reset and the transaction is started for queuing and scheduling.

Module: DFSIP000, DFSRTR20,

Related reference:

 IMODULE return codes (Messages and Codes)

DFS3399I AUTOMATIC IMPORT IS ENABLED FROM xxxxxxxx

Explanation: Automatic import processing is enabled. xxxxxxxx identifies the data source from which the resource and descriptor definitions are to be imported. xxxxxxxx can be one of the following values:

- MODBLKS
- RDDS
- REPOSITORY

The DFS3399I message is not issued during IMS initialization if AUTOIMPORT=AUTO is specified in the DFSDFxxx PROCLIB member, along with the REPOSITORY section and the REPOSITORY= statement for the IMSRSC repository. The DFS3409I message is issued instead of DFS3399I during IMS initialization because it is not yet determined whether IMS has connected to the repository or if the repository has stored resource definitions for the IMS.

During cold start, IMS issues the DFS3399I and DFS3395I messages to indicate where the resource definitions are read for cold start. DFS3395I indicates whether automatic import is enabled from the repository, MODBLKS, or RDDS. If the automatic import is from the repository and the repository is empty, IMS issues the DFS4405W message and another DFS3395I message to indicate where the resource definitions are imported from: RDDS or MODBLKS.

continues.

System action: IMS continues processing.

Programmer response: No action is required.

Module: DFSRDD10, DFSDFN10, DFSDFN00, DFSIP300

DFS3400I **RETURN CODE** *rrrr* **FROM**
RACROUTE MACRO FUNCTION *ffffff*
FOR CLASS *ccccccc*

or

RACLIST FAILED, AUTHORIZATION RACROUTE
RETURN CODES *aa, bb, cc, dd* **RACLIST RETURN**
CODES *ee, ff, gg, hh* **RACLIST REASON CODES** *ii, jj,*
kk, ll.

Explanation: During online change prepare processing, a nonzero return code was found for at least one of the four classes associated with the authorization function. This message does not indicate a failure of the prepare process. The codes have the following meanings:

Codes

Explanation

- aa** RACROUTE return code for DATABASE class.
- bb** RACROUTE return code for SEGMENT class.
- cc** RACROUTE return code for FIELD class.
- dd** RACROUTE return code for OTHER class.
- ee** RACLIST return code for DATABASE class.
- ff** RACLIST return code for SEGMENT class.
- gg** RACLIST return code for FIELD class.
- hh** RACLIST return code for OTHER class.

Codes

Explanation

- ii** RACLIST reason code for DATABASE class.

Codes

Explanation

- jj** RACLIST reason code for SEGMENT class.
- kk** RACLIST reason code for FIELD class.
- ll** RACLIST reason code for OTHER class.

System action: Online change prepare processing

Chapter 72. DFS messages, DFS3401I - DFS3450

This topic contains the following messages:

DFS3401I RACF NOT AVAILABLE

Explanation: A /MODIFY PREPARE command specified RACF or ALL and the RACF product was not currently active in IMS.

System action: The command is rejected.

DFS3402W NO *bbbb* IN THE INACTIVE LIBRARY

Explanation: Control blocks were missing from the inactive library during /MODIFY PREPARE or INITIATE OLC PHASE(PREPARE) processing.

The field *bbbb* is a particular IMS control block type such as DMBs from ACBLIB or DDIRs from MODBLKS.

System action: /MODIFY PREPARE or INITIATE OLC PHASE(PREPARE) processing terminates.

Programmer response: Include the database definitions in the library by using the Online Change Utility. Be sure that the library is APF authorized. IMS requires at least one DMB in ACBLIB for an IMS DB/TM system.

DFS3403W AUTOMATIC IMPORT IS DISABLED, RC=*rc*

Explanation: Automatic import processing is disabled. *rc* indicates the reason automatic import is disabled. Possible reasons are as follows:

Codes

Explanation

- 4 You had specified AUTOIMPORT=NO.
- 8 You specified AUTOIMPORT=AUTO, but you did not have any resource definition data sets (RDDS) defined and no MODBLKS data set exists. If IMS is defined with the IMSRSC repository, the repository is empty.
- 12 Two or more RDDSs are defined, but the RDDSs are empty and no MODBLKS data set exists.
- 16 RDDS errors were encountered during RDDS initialization preventing automatic import from occurring from an RDDS. Message DFS3368 identifies the RDDSs and their associated errors.

If you specify AUTOIMPORT=RDDS or AUTOIMPORT=AUTO in the Dynamic_Resources section of the DFSDFxxx IMS.PROCLIB member and IMS is started cold (/NRE CHKPT 0 or /ERE COLDSYS), the value specified for the RDDSER=

parameter in the Dynamic_Resources section of the DFSDFxxx IMS.PROCLIB member determines the action that IMS takes.

When you specify RDDSER=NOIMPORT, IMS is restarted with a cold start without importing any stored resources.

When you use RDDSER=ABORT, IMS terminates abnormally with an IMS abend 3368 with an RC=4.

System action: IMS continues processing.

Programmer response: If you do not want automatic import processing, no action is necessary.

If you want automatic import processing, use the return code *rc* to identify the reason automatic import was disabled. If necessary, correct the specification error in the DFSDFxxx IMS.PROCLIB member. If the resource definition data sets (RDDS) are expected to contain exported data, make sure that automatic export is enabled. If you intended to import definitions from a MODBLKS data set, make sure that the MODBLKS DD statement exists in your IMS control region JCL.

Related information:

"DFS3368E" on page 719

 Abend 3368

DFS3404I EXPORT COMMAND COMPLETE FOR *xxxx*, DSN=*dsname*

Explanation: The EXPORT command completed.

In the message text:

xxxx Indicates whether the EXPORT command was completed for all of the specified resource and descriptor definitions. *xxxx* can be ALL, SOME or NONE.

dsname Indicates the name of the resource definition data set (RDDS) to which the resource and descriptor definitions were exported.

System action: IMS continues processing.

Programmer response: If the EXPORT command did not complete successfully for all the resource and descriptor definitions you specified, determine the cause of the error and reissue the EXPORT command.

Module: DFSXP100

DFS3405I IMPORT COMMAND COMPLETE FOR *xxxx*, DSN=*dsname*

Explanation: The IMPORT command completed.

In the message text:

xxxx Indicates whether the IMPORT command was completed for all of the specified resource and descriptor definitions. *xxxx* can be ALL, SOME or NONE.

dsname Indicates the name of the resource definition data set (RDDS) from which the resource and descriptor definitions were imported.

System action: IMS continues processing.

Programmer response: If the IMPORT command did not complete successfully for all of the resource and descriptor definitions that you specified, determine the cause of the error and reissue the IMPORT command.

Module: DFSIP100

DFS3406I *cmd* COMMAND COMPLETE FOR ALL, REPOTYPE=*reptype*, REPONAME=*reponame*

Explanation: The command identified *cmd* in the message has completed.

In the message text:

cmd Indicates the command verb that is processed. *cmd* can be DELETE, EXPORT, or IMPORT.

reponame Indicates the 44-byte IMSRSC repository name from which the resource definitions are processed.

- For DELETE, this name indicates the repository from which the stored resource definitions are deleted.
- For EXPORT, this name indicates the repository to which the runtime resource definitions are exported.
- For IMPORT, this name indicates the repository from which the stored resource definitions are imported.

reptype Indicates the 8-byte repository type to which RM is connected. The only supported value is IMSRSC.

System action: IMS continues processing

User response: No action is required.

Programmer response: No action is required.

Module: DFSIP100, DFSXP100, DFSDEL00

DFS3407E *cmd* COMMAND COMPLETE FOR NONE, REQUEST=*rqstname* RC=*retcode*, RSN=*rsncode*, ERRORTXT=*errtext*, MBR=*mbr*, REPOTYPE=*reptype*, REPONAME=*reponame*

or

cmd COMMAND COMPLETE FOR *var1*, REPOTYPE=*reptype*, REPONAME=*reponame*

Explanation: The specified command was completed with an error. The *rqstname*, *retcode*, *rsncode*, *errtext*, and *mbr* values are returned only if the error is due to an RM request error.

In the message text:

cmd Indicates the command verb that is processed. *cmd* can be DELETE, EXPORT, IMPORT, or QUERY.

var1 Can be SOME or NONE.

reponame Indicates the 44-byte IMSRSC repository name from which the resource definitions are processed.

- For DELETE, this is the repository name from which the stored resource definitions are deleted.
- For EXPORT, this is the repository name to which the runtime resource definitions are exported.
- For IMPORT, this is the repository name from which the stored resource definitions are imported.
- For QUERY, this is the repository name from which the stored resource definitions are queried from.

reptype Indicates the repository type. The valid value for *reptype* is IMSRSC.

rqstname Indicates the RM request that was not successful. *rqstname* can be:

- CSLRPDEL for the DELETE command
- CSLRPUPD for the EXPORT command
- CSLRPQRY for the IMPORT or QUERY command

retcode Indicates the RM request return code. See the CSLRRR or CSLSRR macro for the description of the return code.

rsncode Indicates the RM request reason code. See the CSLRRR or CSLSRR macro for the description of the reason code.

errtext Indicates the error text from the repository request. The error text can be null or six words of text.

mbr Indicates the type of request in error. The value can be either LST or RSC.

System action: IMS continues processing

Operator response: Determine the reason for the failed request. Try the command again after the error is resolved.

User response: No action is required.

DFS3409I AUTOIMPORT=AUTO DETERMINATION IS DEFERRED

Explanation: The DFS3399I message is not issued during IMS initialization if AUTOIMPORT=AUTO is specified in the DFSDFxxx member, along with the REPOSITORY section and the REPOSITORY= statement

for the IMSRSC repository. The DFS3409I message is issued instead of DFS3399I during IMS initialization because it is not yet determined whether IMS has connected to the repository or whether the repository has stored resource definitions for the IMS.

During cold start, IMS issues the DFS3399I and DFS3395I messages to indicate where the resource definitions are read for cold start. The DFS3395I message indicates whether automatic import is enabled from the repository, MODBLKS, or RDDS. If automatic import is enabled from the repository and the repository is empty, IMS issues the DFS4405W message and another DFS3395I message to indicate where the resource definitions are to be imported from: RDDS or MODBLKS.

System programmer response: Modify any automation programs that expect the DFS3399I message during IMS initialization.

Module: DFSRDD10

Related information:

"DFS3395I" on page 725

"DFS3399I" on page 726

DFS3410I DATA SETS USED ARE DDNAME
acblib-name format-name 'MODBLKS-name'
(time/date stamps if they exist)

Explanation: The indicated *ddnames* are the ones which are used for IMS online processing. If time/date stamps exist, they indicate when the last successful INITIATE OLC PHASE(PREPARE) or /MODIFY PREPARE and INITIATE OLC PHASE(COMMIT) or /MODIFY COMMIT commands were issued.

In the message text:

acblib-name

The active IMSACB DD in the IMS JCL, which identifies the active ACBLIB library. The *acblib-name* ddname is either IMSACBA or IMSACBB.

format-name

The active FORMAT DD in the IMS JCL, which identifies the active MFS format library. The *format-name* is either FORMATA or FORMATB. If this system is DBCTL, *format-name* is blank.

modblks-name

The active MODBLKS DD in the IMS JCL, which identifies the active MODBLKS library. The *modblks-name* is either MODBLKSA or MODBLKSB.

modblks-name can be blank. If *modblks-name* is blank, then MODBLKS DD is not defined in the IMS JCL. The MODBLKS DD statements are optional when dynamic resource definition is enabled.

System action: IMS processing continues.

Operator response: No action is required.


DFS3411X UNABLE TO OPEN THE MODSTAT DATA SET

Explanation: IMS encountered an error trying to open the data set with the ddname of MODSTAT. Either the MODSTAT DD statement does not exist, or the operating system encountered an I/O error during open processing.

System action: IMS terminates abnormally with abend 3411.

Programmer response: Provide the missing DD statement or create the data set, or both, referenced by the MODSTAT DD statement using the INITMOD procedure and run IMS. See IMS system definition information for the INITMOD procedure.

Related information:

 IMS abend 3411


DFS3412 ERROR READING MODSTAT DATA SET

Explanation: An I/O error was detected while attempting to read the MODSTAT data set.


System action: IMS terminates abnormally with abend 3412.

Programmer response: Reconstruct the MODSTAT data set, using the INITMOD procedure with the ddnames indicated on the last successful DFS3410I, or DFS3499I message, and run IMS. For a description of the INITMOD procedure, see the IMS system definition information. For the appropriate recovery actions in an XRF environment, see the information about Extended Recovery Facility. If this message is issued by the Fast Database Recovery region, terminate the active IMS and reconstruct the MODSTAT data set. Then restart IMS, and start the Fast Database Recovery region again.

Related concepts:

 Extended Recovery Facility Overview (System Administration)

Related information:

 IMS abend 3412

DFS3413X INVALID CONTENTS IN THE MODSTAT DATA SET

- Explanation:**
- | The MODSTAT data set contains invalid data.
 - | The MODSTAT data set must contain the following fields in such order:
 - | modifyid,MODBLKSx,IMSACBx,FORMATx

DFS3414X • DFS3416X

Values must be separated by commas, with no imbedded blanks.

modifyid

The MODSTAT identifier number, which is variable length with no limit. This field is usually initialized to 1.

MODBLKSx

The ddname for the active MODBLKS data set, either IMS.MODBLKSA or IMS.MODBLKSB data set that contains the IMS system definition output. This field is usually initialized to MODBLKSA. You must define the MODBLKSx field even for an IMS system that does not define the MODBLKS data sets.

IMSACBx

The possible values for the data set suffix xare A and B.

FORMATx

The possible values for the data set suffix xare A and B. This field is usually initialized to FORMATA. You must define the FORMATx field even for an IMS DBCTL environment that does not use the FORMAT libraries.

Note: For more information on the fields, see Initializing the IMS.MODSTAT data set (System Utilities).
If at least one online change has been successfully committed, these fields are followed by an online change prepare timestamp and an online change commit timestamp in the following format: *YYYYDDD HHMMSS offset*. In the timestamp:

- *YYYY* - the year
- *DDD* - the Julian day
- *HH* - the hour
- *MM* - the minutes
- *SS* - the seconds
- *offset* - the UTC time offset in the format *-xx:xx* or *+xx:xx*

Note: The timestamps, if applicable, must be in the correct format to avoid IMS restart failure.
The following example shows the values of a valid MODSTAT data set:

```
108,MODBLKSA,IMSACBA,FORMATA 2016099 191653 -07:00 2016100 041751 -07:00
```

System action: IMS terminates abnormally with abend 3413.

Programmer response:

Check the MODSTAT data set content to ensure that the *modifyid*, the online change fields and the timestamps are in the correct format.

If this message is issued because of an error in the modify identifier number or the online change fields in the MODSTAT data set, use the INITMOD procedure to correct the error and retry.

If this message is issued because of an error in the timestamp in the MODSTAT data set, use the Time Sharing Option (TSO) to correct the error and retry.

In other cases, reconstruct the MODSTAT data set, using the INITMOD procedure with the ddnames indicated on the last successful DFS3410I, or DFS3499I message, and run IMS.

Related reference:

➤ Initializing the IMS.MODSTAT data set (System Utilities)

Related information:

➤ IMS abend 3413

➤ DFS3410I (Messages and Codes)

➤ DFS3499I (Messages and Codes)

DFS3414X NOT ENOUGH STORAGE TO INITIALIZE

Explanation: IMS was unable to allocate storage.

System action: IMS terminates abnormally with abend 3414.

Programmer response: Increase the amount of storage available to the region, and run IMS.

Related information:

➤ IMS abend 3414

DFS3415X LIBRARY xxxxxxxx IN USE BY ANOTHER OS/VIS TASK

Explanation: The library associated with ddname xxxxxxxx could not be used because it was already in use by another OS/VIS task.

System action: IMS terminates abnormally with abend 3415.

Programmer response: Wait until the other task has released the library, and run IMS.

Related information:

➤ IMS abend 3415

DFS3416X OPEN FAILED FOR LIBRARY xxxxxxxx

Explanation: The library associated with ddname xxxxxxxx could not be opened at IMS initialization time.

System action: IMS terminates abnormally with abend 3416.

Programmer response: Determine why open failed, and then run IMS.

Related information:

➤ IMS abend 3416

DFS3417E CICS IPIC ERROR ON ACTIVE ISC
TCP/IP SESSION SENSE=*sensecode*
TEXT=*cicsmsgnm*

Explanation: During the exchange of messages between IMS and IBM CICS Transaction Server for z/OS on an active ISC TCP/IP session, IMS received an IP interconnectivity (IPIC) conversation error (IS7) message from CICS.

The sense code indicates the type of error. If CICS passed an error message ID to IMS, the message ID is displayed in the TEXT field.

In the message text:

cicsmsgnm
A nine-character field that contains the CICS error message number, if CICS returned it to IMS. This text is the CICS error message that was issued to the CICS job log.

sensecode
A 4-byte code that indicates the nature of the error. These codes are issued by CICS.

- 080F0983
Access denied.
- 080F6051
Security not valid.
- 08240000
Conversation identifier no longer valid; the task was backed out in CICS.
- 08390000
The transaction attach was rejected; the IMS system is quiescing.
- 084C0000
The transaction attach was rejected; transaction is known but disabled in CICS.
- 08640001
The mirror transaction abended in CICS.
- 1008600B
CICS system error.
- 10086021
The transaction attach was rejected; transaction is unknown to CICS.

System action: For sense code 08640001, IMS dequeues the output message. The session remains active.

For all other sense codes, IMS puts the output message back on the message queue and terminates the session.

IMS continues processing.

System programmer response: In cases where IMS puts the output message back on the message queue

and terminates the session, before you attempt to reestablish the session, determine the cause of the problem and correct it to prevent the same error from occurring again.

For more information about the sense codes, see the CICS documentation or consult with your CICS administrator. Look up the CICS error message in the CICS documentation.

Module: DFSIPIC0

Related tasks:

➤ ISC support for TCP/IP (Communications and Connections)

Related reference:

➤ QUERY IMSCON TYPE(PORT) command (Commands)

➤ CICS: ISMF - ISC IP Message Formats

➤ CICS messages

DFS3418X UNABLE TO DELETE MODULE
xxxxxxx

Explanation: The module *xxxxxxx* could not be deleted from the active MODBLKSA(B) data set.

System action: IMS terminates abnormally.

Programmer response: This is probably an IMS internal error.

Problem determination: 35

Related information:

Chapter 2, "IMS problem determination," on page 13

DFS3419X UNABLE TO LOAD MODULE *xxxxxxx*
RC=*xx*

Explanation: The module *xxxxxxx* could not be found in the active MODBLKSA(B) data set, or the data set was not APF-authorized. Alternatively, this message indicates that there was not enough virtual storage available in the IMS control region. For a description of the IMODULE LOAD return codes, see IMS system services return code information.

System action: IMS terminates abnormally with abend 3419.

Programmer response: Determine why the module is missing, and run IMS. Ensure that the active MODBLKSA(B) data set is APF-authorized.

Related reference:

➤ IMS system services return codes (Messages and Codes)

Related information:

➤ IMS abend 3419


DFS3420X RESIDUAL MESSAGES EXIST FOR DELETED TRANSACTIONS

Explanation: IMS detected existing messages for a transaction that does not exist. The transaction definition does not match the message activity indicated on the IMS system log.

System action: IMS terminates abnormally with abend 3420.

Programmer response: The log data set is inconsistent with the definition in the MODBLKS data set. The SMB blocks, which were loaded from MODBLKS during initialization, are not the same as those which were last active during the prior IMS execution. This situation can occur if the MODSTAT data set was reconstructed specifying an incorrect ddname of the active MODBLKS data set. It can also occur by changing the contents of the MODBLKS data set while IMS was not active. Use the same copy of MODBLKS that was in use during the last IMS execution, and restart IMS with a /ERE from the last checkpoint that was taken with a memory dumpQ.

Related information:

 IMS abend 3420

DFS3421X UNABLE TO FIND *xxxx* CONTROL BLOCK NAMED *yyyyyyyy*.

Explanation: This message is issued during an IMS cold start if a PDIR or RCTE cannot be found because either no PDIRs exist or no RCTEs exist. *xxxx* is the control block type, PDIR or RCTE. *yyyyyyyy* is set to DFSHSHT to indicate the internal resource control block hash table is empty.

These blocks can be loaded from MODBLKS, or using an automatic import from the resource definition data set (RDDS).

System action: IMS issues an abend 3421 following message DFS3421X. IMS terminates abnormally.

Programmer response: If dynamic resource definition (DRD) is not enabled, check that IMS.MODBLKSx contains the correct control block modules, DFSSMB0x, DFSPDIRx, DFSDDIRx, and DFSRCTEx. If these checks do not indicate a problem, contact IBM Software Support for assistance.

If DRD is enabled, and resource definitions are being imported from the IMS.MODBLKSx data set during a cold start, check that IMS.MODBLKSx contains the correct control block modules, DFSSMB0x, DFSPDIRx, DFSDDIRx, and DFSRCTEx. If resource definitions are being imported from an RDDS during a cold start, check that the correct RDDS is being used and that the RDDS has a complete set of resource definitions. If these checks do not indicate a problem, contact IBM Software Support for assistance.

Problem determination: 36

Related information:

Chapter 2, "IMS problem determination," on page 13

DFS3422X INSUFFICIENT STORAGE FOR *resource_type* CONTROL BLOCKS.

Explanation: IMS was unable to acquire enough storage in the required subpool. Subpool 231 (Common CSA/ECSA) is used for some resources, and other resources use subpools 0. These blocks might be a group of control blocks loaded into an IPAGE from MODBLKS, or an individual resource that is dynamically created.

In the message text:

resource_type

The resource type can be one of the following:

DBBD Database descriptor.

DDIR. Database.

HSMB Hash SMB. The SMB hash table is full. There are not enough hash table slots, including free pool slots, to add an SMB to the hash table.

PDIR Program.

PGMD Program descriptor.

RSCX Resource extension block.

RTCD Routing code descriptor.

RTCE Routing code.

SMB Transaction resource.

TRND Transaction descriptor.

System action: IMS terminates abnormally with abend 3422.


System programmer response: If RSCX, DBBD, PGMD, RTCD, or TRND is the resource type, increase the amount of storage in subpool 0.

For all the other resource types, increase the amount of storage in subpool 231.

Problem determination: 36

Module: DBFRRT00, DFSCPDM0, DFSRDB00, DFSRPG00, DFSRTR00

Related information:

 IMS abend 3422

Chapter 2, "IMS problem determination," on page 13

DFS3423E RESOURCE ERROR TYPE=*resourcetype* SERVICE=*servicename* FUNC=*function* RC=*returncode* NAME=*resourcename* MODULE=*modulename*

Explanation: IMS encountered an error initializing a resource control block.

In the message test:

resourcetype

The resource type can be one of the following:

- **DBBD** – database descriptor
- **DDIR** – database
- **PDIR** – program

- **PGMD** – program descriptor
- **RSCX** – resource extension block
- **RTCD** – routing code descriptor
- **RTCE** – routing code
- **SMB** – transaction
- **TRND** – transaction descriptor

servicename

Name of the service that encountered an error. Other than DFSBCB, the services are internal to IMS.

function Name of the service function that encountered an error.

returncode

Service return code. If the *servicename* is DFSBCB, see the DFSBCB return codes.

resourcename

Name of the resource that encountered the error

modulename

Name of the module that encountered the error

System action: In some cases, IMS terminates abnormally with abend 3423. In other cases, IMS continues processing without the use of the resource.

System programmer response: Check whether your MODBLKS data set is generated at the appropriate IMS release level. If you are starting an IMS that references a MODBLKS data set generated at an older IMS release level, the mismatch usually results in the DFS3423E message.

If the MODBLKS data set is generated at the same IMS release level, copy the SYSLOG and IMS memory dump and contact IBM Software Support for help. Also save the *servicename*, *function*, *returncode*, and other information from the message.

Module: DBFNST0, DBFRRT00, DFSRDB00, DFSRPG00, DFSRTR00

Related reference:

➤ DFSBCB return codes (Messages and Codes)

Related information:

➤ IMS abend 3423

DFS3424I DFSINSX0 CREATE *resourcetype* ERROR
RC=*returncode* **RSN**=*reasoncode*
CC=*completioncode* **NAME**=*resourcename*

Explanation: The DFSINSX0 user exit attempt to dynamically create a program or a transaction failed. The failure was caused by an invalid attribute or attribute combination. Examples of attribute errors:

- The transaction has an invalid program name.
- Fast Path transaction is defined as non-response mode.
- A transaction that was not defined as Fast Path references a Fast Path program.

In the message text:

resourcetype

The resource type can be one of the following:
 PGM - application program
 TRAN - transaction

returncode

The CREATE command return code. See the return and reason codes table for the CREATE PGM or CREATE TRAN command.

reasoncode

The CREATE command reason code.

completioncode

The CREATE command completion code (if applicable).

resourcename

The resource name of program or transaction that encountered the error.

System action: The program or transaction creation fails. IMS issues message DFS064I indicating that the destination was not found or created.

System programmer response: Correct the error in the DFSINSX0 user exit. The DFS3424I message provides the diagnostic information needed to determine the error.

Module: DFSPGS00, DFSTRS00

Related reference:

➤ CREATE PGM command (Commands)

➤ CREATE TRAN command (Commands)

DFS3425I PLEXPARM INIT VALUE
rrrrrrrr=*vvvvvvvv* OVERRIDDEN WITH
 GLOBAL PLEXPARM VALUE
rrrrrrrr=*vvvvvvvv*

Explanation: The PLEXPARM value for resource *rrrrrrrr* did not match the value in the Global Plex Parm entry. The value from the Global Plex Parm entry was used.

In the message text:

rrrrrrrr The Global Plex Parm whose PLEXPARM value is overridden with the value in the Global Plex Parm entry.

vvvvvvvv

The value of the Global Plex Parm.

System action: The value from the Global Plex Parm entry is used for the specified resource.

System programmer response: No action is required.

If the value for the specified resource does not match what is wanted for the IMSplex, use the UPD IMS SET command to change the Global Plex Parm value.

Module: DFSGPM00

**DFS3426A CTL REGION WAITING
COMPLETION OF RM PROCESS**

pppppppp

Explanation: The IMS control region initialization is waiting for the IMS initiated Resource Manager (RM) process pppppppp to complete.

In the message text:

pppppppp

The IMS initiated RM process on which the IMS initialization is waiting. Possible values are:

UPDIMS

IMS detected that an UPD IMS command is in progress.

System action: IMS continues to wait until the process is complete or until there are no other active IMS systems in the IMSplex.

System programmer response: For RM process UPD IMS, if a UPD IMS command is currently in progress, wait for the command to complete. If a previous UPD IMS command did not complete because of an error condition, resolve the error condition. Then use the CONTINUE option on the command to complete the previous command.

Module: DFSGPM00

**DFS3427W RM REQUEST ERROR - PLEXPARAM
PARAMETERS NOT OBTAINED FROM
RM**

Explanation: The system could not read the PLEXPARAM parameters from RM due to an error from the Resource Manager (RM). The RM error return and reason codes are listed in the DFS3308 issued before this message. You cannot use the same IMS PLEXPARAM values as the values in RM.

System action: IMS continues processing.

System programmer response: If you want to ensure IMS and RM are in sync, take the following action:

1. After IMS restart is complete, issue a QRY IMS TYPE(PLEXPARAM) SHOW(ALL) command.
2. If the IMS and RM values in the QRY IMS output are identical, no further action is required.
3. If there is a mismatch in the PLEXPARAM values between IMS and RM from the QRY IMS command output, the user can choose to:

Option 1

Cancel or shut down IMS, fix the RM error reported in the DFS3308 message, and restart IMS.

Option 2

Take the following actions:

- If the RM value for PLEXPARAM GSTSTRAN is an N and the IMS value is a Y, issue a UPD IMS

SET(PLEXPARAM(GSTSTRAN(N)))
command to ensure IMS is in sync with RM.

- If the RM value for PLEXPARAM GSTSDB is an N and the IMS value is a Y, issue a UPD IMS SET(PLEXPARAM(GSTSDB(N))) command to ensure IMS is in sync with RM.
- If the RM value for PLEXPARAM GSTSAREA is an N and the IMS value is a Y, issue a UPD IMS SET(PLEXPARAM(GSTSAREA(N))) command to ensure IMS is in sync with RM.
- If the RM value for PLEXPARAM GSTSTRAN is a Y and the IMS value is an N, issue a UPD IMS SET(PLEXPARAM(GSTSTRAN(Y))) command to ensure IMS is in sync with RM. In addition, issue a QRY TRAN SHOW(GLOBAL) command, and then issue the appropriate UPD TRAN SCOPE(ACTIVE) commands to ensure that the IMS resources have same status as RM.
- If the RM value for PLEXPARAM GSTSDB is a Y and the IMS value is an N, issue an UPD IMS SET(PLEXPARAM(GSTSDB(Y))) command to ensure IMS is in sync with RM. In addition issue a QRY DB SHOW(GLOBAL) command, and then issue the appropriate UPD DB SCOPE(ACTIVE) commands to ensure that the IMS resources have same status as RM.
- If the RM value for PLEXPARAM GSTSAREA is a Y and the IMS value is an N, issue a UPD IMS SET(PLEXPARAM(GSTSAREA(Y))) command to ensure IMS is in sync with RM. In addition, issue a QRY AREA SHOW(GLOBAL) command, and then issue the appropriate UPD AREA SCOPE(ACTIVE) commands to ensure that the IMS resources have same status as RM.

Module: DFSGPM00

Related information:

“DFS3308E” on page 707

**DFS3428W THE TOTAL OTMA INPUT
MESSAGES(TIB) HAVE REACHED
XX% OF THE GLOBAL LIMIT ZZZZ**

Explanation: OTMA internally creates a transaction instance block (TIB) to track each active input message from all members. The YTIB will be freed or released after OTMA completes the CM1 message processing or enqueues the CM0 message. This warning message is

intended to inform you that the total number of TIBs from all the OTMA members is reaching the maximum limit, where *xx* represents 80, 85, 90, or 95 percentages, and *zzzz* represents the global flood limit specified from OTMA client descriptor or /START TMEMBER ALL INPUT command. With this warning message, there could be a potential OTMA global message flood condition.

System action: IMS OTMA continues to process new input messages from all the members until the maximum number of messages is reached.

- System programmer response:** Determine whether:
- The dependent regions are active to process OTMA messages.
 - The remote program inserts back to the i/o PCB for OTMA messages.
 - The OTMA clients are flooding IMS.

You might need to reroute OTMA input messages to a different IMS or stop the OTMA clients to prevent the IMS message flood condition. Make sure that the IMS regions are started to run the OTMA transactions. You might need to contact the system programmer for assistance.

Module: DFSYMOM0

DFS3429E THE TOTAL OTMA INPUT MESSAGES(TIB) HAVE REACHED THE GLOBAL LIMIT ZZZZ

Explanation: There are too many unprocessed OTMA messages in the system. This is a severe message flood condition. All of the new OTMA transactions, including IMS synchronous program switches, are rejected.

System action: IMS OTMA will reject any new input messages from all the members until the flood condition is relieved.

- System programmer response:** Determine whether:
- The dependent regions are active to process OTMA messages.
 - The remote program inserts back to the I/O PCB for OTMA messages.
 - The OTMA clients are flooding IMS.

Make sure that the IMS regions are started to run the OTMA transactions. You might need to contact the system programmer for assistance.

Module: DFSYMOM0

DFS3430I THE FOLLOWING MODIFICATIONS WILL OCCUR DURING /MODIFY COMMIT: resource-type 8 chars resource-name 13 chars action 40 chars

Explanation: The indicated resources represent the modifications that are brought online during a

subsequent successful /MODIFY COMMIT command. This message is generated only if you specified the optional LTERM keyword. The resource-type (8 characters), resource-name (13 characters) and action (40 characters) are preceded by blanks.

resource-type

DDIR, DMB, AREA, FORMAT, PDIR, PSB, RCT, SMB

resource-name

Name given to SYSDEF, formats with non-graphic symbols are converted to a 2-character hexadecimal equivalent.

action

- ADDED
- CHANGED
- CHANGED (DSID CHANGED)
- DELETED
- NONE
- NOT CHANGED (PDIR/PSB CHANGE ONLY)
- REPLACED
- SAME (DSI CHANGED)

Programmer response: If the DSIDs have changed, enter the /DBR AREA command with keyword GLOBAL in a Block Level Data Sharing environment. Unload the area and take an image copy. Remove the old DSID in the RECON data set using a DELETE.DBDS command. Reinitialize the area in the RECON data set using the INIT.DBDS command. The INIT.DBDS command can fail if a duplicate DSID is found in the same DEDB. Use a specific user-developed application program or OEM utility to reload the DEDB through the change system definitions for the DEDB. Take an image copy after the reload process completes.

Module: DFSICV20

DFS3431 /MODIFY PROCESSING ALREADY ACTIVE

Explanation: This online change command (/MODIFY, /DISPLAY MODIFY is rejected because one of the following situations exists:

- Another online change command (/MODIFY, INITIATE OLC, TERMINATE OLC, or /DISPLAY MODIFY) is in progress
- IMS is already in an online change prepare state due to a previous successful /MODIFY PREPARE or INITIATE OLC PHASE(PREPARE) command.
- If you are using global online change and a previous online change command is taking far longer than expected, the online change command might be hung due to an internal error. The only way to get out of this situation is to cancel the IMS command master. Issue the query member type (IMS) command to find out which IMS is master of the online change phase.
- A CREATE DB or DELETE DB command that is adding a DEDB or deleting a DEDB is currently

active. Try the /DIS MODIFY or the /MODIFY command again after the CREATE DB or DELETE DB has completed.

System action: The command is ignored.

Operator response: Perform one of the following actions:

- If another online change command is in progress, wait for the online change command (/MODIFY or /DISPLAY MODIFY) to complete before entering this online change command.
- If IMS is already in an online change prepare state, terminate or commit the online change before attempting the /MODIFY PREPARE or INITIATE OLC PHASE(PREPARE) commands again.

Module: DFSICVD0, DFSICLV0, DFSICV10, DFSIDPG0

DFS3432 RACF PARAMETER INVALID IF RACF DATA SPACE USED

Explanation: When RACF (or equivalent product) with the GLOBAL=YES support is used, the RACF-defined IMS transactions and command profiles are loaded into a RACF data space. The IMS online change command /MODIFY PREPARE RACF cannot be used to refresh these profiles when they are in a RACF data space.

System action: The command is ignored.

Operator response: The RACF-defined IMS profiles in the RACF data space can be refreshed by using the RACF command SETROPTS RACLIST (classname) REFRESH. An example of a *classname* is TIMS. TIMS is the RACF *classname* for IMS transaction profiles.

Module: DFSICVF0

DFS3433W ACBLIB MEMBER OLC ID MISMATCH MOLCID=yyyyddd hhhmss

Explanation: One or more ACB library member online changes occurred while IMS was not active in the IMSplex. IMS restart processing detected that the value in the MOLCID field in the restart checkpoint log record (X'4001') is not the same value as in the MOLCID field in the OLCSTAT data set. MOLCID=yyyyddd hhhmss is the local time stamp of the last member online change process that was committed while IMS was not active in the IMSplex.

System action: IMS restart continues normally.

System programmer response: If ACBSHR=Y, then the ACB library member online change has been included and the restarting IMS does not need to take any action.

If ACBSHR=N, then its ACB library does not include any ACB member online changes while the restarting IMS is down.

When this message is issued because ACBSHR=N is specified for this IMSplex, it means that:

- IMS systems in the OLCSTAT data set do not share ACB libraries.
- One or more ACB library member online change processes occurred while this IMS was not active in the IMSplex.
- The ACB member online changes that occurred while this IMS was not active in the IMSplex are not in the active ACB library of this IMS.

Manually update the ACB members in the ACB library so that the 1MOLCID field in the X'4001' log record matches the MOLCID field in the OLCSTAT data set.

Attention: If you run this IMS before the MOLCID values match, IMS might have data integrity problems or might terminate abnormally.

To make the MOLCID values match, perform one of the following tasks:

1. Perform one or more ACB member online change processes to synchronize the MOLCID field in the X'4001' log record with the MOLCID field in the OLCSTAT data set.
2. Shut down IMS and run the ACB Maintenance utility.
 - a. Shut IMS down normally.
 - b. Run the ACB Maintenance utility for those member online changes and apply the changed ACBs directly to the active ACB library. Ensure that the ACB library includes all the ACB library members online up to the time of the MOLCID in DFS3433W.
 - c. Restart IMS.

Module: DFSRLP00

DFS3434W UNABLE TO OPEN DDNAME 'ddname'

Explanation: IMS encountered an error trying to open the data set with *ddname*. Either the DD statement does not exist or the operating system has encountered an I/O error during open processing.

System action: The command is ignored.

Programmer response: The data set for *ddname* was probably not created. You must create the data set, if it is an I/O error.

DFS3435A UNABLE TO LOAD MODULE DFSnnnms. REASON CODE=abcd

Explanation:

Important: If you have not installed APAR PI90163, the message text of this message is:

DFS3435A UNABLE TO LOCATE OR LOAD MODULE DFSnnnms. RETURN CODE=abcd

IMS is unable to locate or load the indicated module DFSnnnnn from the inactive MODBLKS data set.

In the message text:

- nnnn* Represents the MODBLKS member name, either DDIR, PDIR, RCTE, or SMB0.
- s* Represents the member name suffix.
- abcd* Represents the 4-digit z/OS LOAD reason code associated with the system abend 806.


Important: If you have not installed APAR PI90163, *abcd* represents the 4-digit return code, where *ab* is the IMODULE LOAD return code, and *cd* is the IMODULE LOCATE return code.

See the IMODULE LOAD and IMODULE LOCATE return codes documented in the IMS system services return code information.

System action: If the module is necessary for continued operations, the /MODIFY or INITIATE OLC preparation is terminated. Otherwise, the message is a warning and the command attempts to complete.

Programmer response: Be sure that the library is APF authorized. Run the offline MODBLKS system definition steps to build the required modules or run the Online Change utility to copy the MODBLKS data set.

Related reference:

 IMS system services return codes (Messages and Codes)

DFS3436E INTERNAL BLOCKS MISSING:
ERROR CODE= *errcode* PST=*pstno* PSB *psbname* DBD=*dbname*

Explanation: An internal error has caused an IMS abend U1143.

In the message text:

- dbname* The name of the database that was being altered or accessed by an application program when the missing blocks were detected.
- psbname* The name of the PSB that specifies that database and version that the application program is trying to access.
- pstno* The program specification table (PST) number relative to zero.
- errcode* The error code that identifies when the missing blocks were detected. See the following list of error codes for an explanation of each code.

Error Code
Explanation

- 01** At the start of the transformation process, IMS detected that the delta blocks that are required for the HALDB alter function were not built.

- 02** Missing database versioning table.
- 03** Missing entry in the database versioning table.
- 05** During the data transformation on a DL/I call that reads the database, IMS detected that the delta blocks that are required for the HALDB alter function were not built.
- 06** During the data transformation on a DL/I call that updates the database, IMS detected that the delta blocks that are required to access a version of the database other than the current version were not built.
- 07** During the data transformation on a DL/I call that reads the database, IMS detected that the delta blocks that are required to access a version of the database other than the current version were not built.
- 08** An application program attempted to update a variable length segment with data that is longer than the maximum segment length that is defined in the altered DMB for the new database definition.
- 09** Storage for block DBVW cannot be obtained during PSB scheduling time.
- 0A** The size of the delta blocks grew larger than its expected size during HALDB online alter processing.
- 0B** The size of the delta blocks grew larger than its expected size for a database with database versioning enabled.
- 0C** The HALDB alter function failed to obtain the storage that is required to reformat the segment data from the format defined in the existing database definition to the format defined in the new database definition.
- 0D** The internal delta blocks that are required to alter a segment from the format defined by the existing database definition to the format defined by the new database definition were not built.


System action: The application program terminates with abend U1143.

System programmer response: For error code 08, determine the maximum length for the variable length segment by reviewing the DBD source. Either change the maximum length that is defined in the DBD source and commit the changes with the Online Change function or modify the application program to reduce the length of the data that the application program uses to update the segment so that it is equal to or less than the maximum segment length.

For other error codes, contact IBM Software Support.

Module: DFS5DBB0, DFSDFLS0

Related information:

|  IMS abend 1143
| Chapter 2, "IMS problem determination," on page 13

| **DFS3437E ERROR PROCESSING ACBLIB -**
| **ACBLIB DMB MEMBER RELEASE *iii***
| **INVALID**

| **Explanation:** Utility program DBFUMIN0 detected a
| mismatch in the IMS release level between the system
| and the ACBLIB DMB member.

| In the message text:
| *iii* The IMS release level that is defined in the
| ACBLIB member.

| **System action:** The utility terminates with a return
| code of 8.

| **System programmer response:** Resubmit the job after
| correcting the IMS release level defined in the ACBLIB.

| **Module:** DBFUMIN0

DFS3438 RESERVED INDEX AREA IN MFS
BUFFER POOL TOO SMALL.

Explanation: The area in the message format buffer
pool (MFBP) reserved during IMS initialization for
increasing the two indexes used by the MFBP manager
is not large enough to accommodate the increased PDS
directory index resulting from the /MODIFY PREPARE
or INITIATE OLC PHASE(PREPARE) command.

System action: The command is ignored.

Programmer response: Either increase the reserved
area in the MFBP at the next IMS restart, or reduce the
requirements to increase the PDS directory index. The
PDS directory index contains one 12-byte entry per
format library directory block. The reserved area is
specified in the FORMAT keyword of the system
definition BUFPOOLS macro, or as an EXEC parameter
(FBPR=) in the IMS procedure. The additional space
requirement can be calculated as follows:

(12 x (1 + number of additional MFS format
blocks/10))

plus

(14 x (number of new \$IMSDIR entries))

DFS3439W I/O ERROR READING THE
DIRECTORY FOR *ddname* {-*nnn*}

Explanation: An I/O error occurred while reading the
data set, indicated by *ddname*, during processing of one
of the following commands:

- /MODIFY PREPARE
- INITIATE OLC PHASE(PREPARE)
- /MODIFY COMMIT
- INITIATE OLC PHASE(COMMIT)

If the error occurred on a FORMAT library that has
concatenated data sets, *nnn* indicates on which of the
concatenated data sets the error was received.

System action: The command is ignored.

Programmer response: If the I/O error occurred on a
data set currently in use by the online IMS system, that
system might shortly encounter a similar condition. If
the error occurred for an inactive data set, you should
recreate that data set.

DFS3440E CHECKPOINT IS REJECTED - ONLINE
CHANGE COMMIT IS IN PROGRESS

Explanation: A /CHECKPOINT command was
rejected because online change commit was in progress.

System action: The /CHECKPOINT command is
rejected.

Operator response: Try the /CHECKPOINT command
again after online change commit is completed.

Module: DFSICM30, DFSRCP00

DFS3441 NOT ENOUGH STORAGE IN
SUBPOOL 231 FOR MODIFY

Explanation: The /MODIFY or INITIATE OLC
command processor was unable to get storage from
subpool 231.

System action: The command is ignored.

Operator response: Reenter the command when the
system activity is decreased and more storage is
available.

DFS3442I CHECKPOINT IS DEFERRED -
ONLINE CHANGE COMMIT IS IN
PROGRESS

Explanation: A simple checkpoint was initiated but is
deferred because online change commit is in progress.
The simple checkpoint was initiated either by a
/CHECKPOINT command or internally by IMS
because the CPLOG value was reached.

System action: The simple checkpoint is deferred.
When online change commit completes, IMS initiates a
simple checkpoint internally.

Operator response: No action is required.

Module: DFSRCP00

DFS3443I /DISPLAY MODIFY ACTIVE

Explanation: A /MODIFY COMMIT or /MODIFY
ABORT command was entered while a /DISPLAY
MODIFY command was in progress.

System action: The command is ignored.

Operator response: Wait, then reissue the command.

DFS3444W TRAN *tranname* CONFLICTS WITH DYNAMIC LTERM, /MODIFY ABORTED

Explanation: A /MODIFY PREPARE or INITIATE OLC PHASE(PREPARE) command was entered that attempted to add a transaction name that conflicts with a dynamic LTERM name. The *tranname* variable names the transaction that already exists as a dynamically created LTERM.

System action: The /MODIFY PREPARE or INITIATE OLC PHASE(PREPARE) command is aborted.

Programmer response: Determine whether *tranname* should be a LTERM or a transaction. If it should be an LTERM, remove *tranname* from the inactive MODBLKS you are trying to change to and retry the online change. If *tranname* should be a transaction, delete the dynamic LTERM by removing status and queue counts and initiating a simple checkpoint. To do this, issue the following commands:

```
/STOP USER tranname
/DEQ USER tranname PURGE
  (or /DEQ LTERM tranname PURGE)
/START USER tranname
/CHE
```

After the dynamic LTERM is deleted, retry the /MODIFY PREPARE or INITIATE OLC PHASE(PREPARE) command.

DFS3445 INACTIVE FORMAT LIBRARY IS EMPTY

Explanation: The inactive format library has no members.

System action: The /MODIFY PREPARE or INITIATE OLC PHASE(PREPARE) command is aborted.

Programmer response: Copy the updated staging format library to the inactive format library and reissue the command.

DFS3446I INDEX AREA IN MFS BUFFER POOL TOO SMALL. *nnnn* ENTRIES TRUNCATED

Explanation: The area in the message format buffer pool (MFBP) reserved during IMS initialization for the two indexes used by the MFBP manager is not large enough to accommodate the increased indexes that would result from the /MODIFY PREPARE or INITIATE OLC PHASE(PREPARE) command being entered.

System action: Processing continues.

System programmer response: If the /MODIFY PREPARE or INITIATE OLC PHASE(PREPARE) command completes successfully, enter one of the following commands:

- /MODIFY ABORT

- TERMINATE OLC
- /MODIFY COMMIT
- INITIATE OLC PHASE(COMMIT)

If you enter the /MODIFY ABORT command followed by the /MODIFY PREPARE, or the TERMINATE OLC command followed by the INITIATE OLC PHASE(PREPARE) command, the resident index (\$\$IMSDIR) might be made smaller.

If you enter the /MODIFY COMMIT or INITIATE OLC PHASE(COMMIT) command, the resident index will be truncated by the number of entries indicated in this message, but the switch to the inactive format library would continue. The reserved area for expansion of the indexes in the MFS buffer pool should be increased at the next IMS restart, or the requirements of the two indexes should be reduced. The reserved area is specified in the FORMAT keyword of the system definition BUFPOOLS macro, or as an EXEC parameter (FBP=) in the IMS procedure.

The additional space requirement can be calculated as:

$$12 \times (1 + \text{number of added MFS format blocks}/12) \\ \text{plus} \\ 14 \times (\text{number of new } \$\$IMSDIR \text{ entries})$$

DFS3447 UNABLE TO ACQUIRE STORAGE FOR INACTIVE FORMAT LIBRARY DIRECTORIES

Explanation: Storage in the IMS extended private area is unavailable for the hash table, for the prime area (\$\$IMSDIR), or index area of the MFS Dynamic Directory, or for the PDS directory index during /MODIFY COMMIT or INITIATE OLC PHASE(COMMIT).

System action: The /MODIFY COMMIT or INITIATE OLC PHASE(COMMIT) command is ignored.

Programmer response: Reenter the command at a time when system activity has decreased and more storage is available.

DFS3448W UNEXPECTED EOF ON DDNAME *ddname -nn*

Explanation: The library referenced by the DD statement with the name *ddname* does not contain the expected data. This can be because the DD statement specified "DD DUMMY". If the EOF occurred on a FORMAT library which has concatenated data sets, nn indicates on which of the concatenated data sets of the EOF was received.

System action: The command is ignored.

Programmer response: Correct the DD statement, or recreate the data set, and reenter the command.

**DFS3449W AN INVALID DIRECTORY BLOCK
WAS READ FOR *xxxxxxx* - *nn***

Explanation: During a /MODIFY PREPARE or INITIATE OLC PHASE(PREPARE) command for an online change operation that included changing the MFS format library, an invalid directory block was read for a data set that has the DDNAME indicated in the message by *xxxxxxx* (FORMATA or FORMATB) and a number *nn* indicating the concatenated data set for that DDNAME.

System action: The command is ignored.

Operator response: The data set indicated in this message has an error in the partitioned data set directory. This data set will need to be restored from a backup, or be recreated.

**DFS3450 /DBR NEEDED BEFORE
PARTITIONED DATABASE CAN BE
CHANGED/DELETED**

Explanation: Online change was initiated to either change or delete one or more HALDBs which have not been taken offline with a /DBR command.

Operator response: Issue a /DBR command for any HALDBs being changed or deleted, along with any logically related databases, primary indexes, or secondary indexes.

Module: DFSICV30

Chapter 73. DFS messages, DFS3451 - DFS3500W

This topic contains the following messages:

DFS3451 A /MODIFY PREPARE COMMAND IS NOT IN EFFECT

Explanation: A /MODIFY PREPARE command must be in effect before a /MODIFY COMMIT or ABORT, or a /DISPLAY MODIFY command can be processed.

System action: The command is ignored.

Operator response: Issue a /MODIFY PREPARE command which specifies the requested changes.

DFS3452 WORK IN PROGRESS FOR RESOURCES TO BE CHANGED/DELETED

Explanation: The INITIATE OLC PHASE(COMMIT) or /MODIFY COMMIT command processing found that the resources to be changed or deleted have active work pending and are directly affected by this online change.

System action: The command is ignored.

Operator response: Issue the /DISPLAY MODIFY command or the /DISPLAY MODIFY ALL command to determine which resources still have active work pending. When the /DISPLAY MODIFY command indicates that all resources are to be changed or deleted and no longer have any active work pending, reissue the INITIATE OLC PHASE(COMMIT) or /MODIFY COMMIT command.

Module: DFSICV30


DFS3453 ERROR WRITING MODSTAT DATA SET

Explanation: An I/O error was detected while attempting to write the MODSTAT data set.

System action: The command is ignored.

Programmer response: Reconstruct the MODSTAT data set with the ddnames indicated on the last successful DFS3410I or DFS3499I message. See the IMS system definition information about reconstruction of MODSTAT. For the appropriate recovery actions in an XRF environment, see the IMS system administration information.

Related concepts:

 Recovery in an XRF complex (System Administration)

DFS3454I I/O ERROR READING RESIDENT

DIRECTORY (\$\$IMSDIR) *ddname* {-nn}

Explanation: An I/O error occurred while the /MODIFY COMMIT or INITIATE OLC PHASE(COMMIT) command was reading the resident directory (\$\$IMSDIR) member from the inactive FORMAT library. If the error occurred on a FORMAT library that has concatenated data sets, nn indicates on which of the concatenated data sets the error was received. *ddname* is the name of the DD statement for the library for which the I/O error occurred.

System action: The command is ignored.

Programmer response: Recreate the resident directory (\$\$IMSDIR) on the inactive FORMAT library. Copy the \$\$IMSDIR member from the active FORMAT library to the inactive data set, and the updates then reapplied, using the MFS Service utility.

DFS3455I /MODIFY ABORT IN PROGRESS

Explanation: A /DISPLAY MODIFY, /MODIFY PREPARE, or /MODIFY COMMIT was entered while a /MODIFY ABORT was in progress.

System action: The command is ignored.

Operator response: Wait for the termination to finish, then resubmit the command.

Module: DFSICVD0

DFS3457 CHECKPOINT IN PROGRESS. COMMAND REJECTED.

Explanation: A checkpoint is in progress; the command cannot succeed and a commit cannot be performed.

System action: The command is rejected.

Operator response: Reenter the /MODIFY COMMIT or INITIATE OLC PHASE(COMMIT) command at a later time.

DFS3459 MODIFY COMMIT TERMINATED - ALL DATABASE IN-DOUBTS MUST BE RESOLVED

Explanation: You cannot perform an online change until all in-doubt data in the system is resolved.

System action: IMS processing continues but no online change is performed.

Programmer response: You can resolve the in-doubts

either by reconnecting the coordinator controller and IMS or by using an operator command. Then you can perform the online change.

DFS3460 /MODIFY PREPARE IN PROGRESS

Explanation: The IMS command module is currently processing a /MODIFY PREPARE command and the IMS command module has not yet acknowledged completion of the command to the entering terminal.

System action: The command is ignored.

Operator response: Reenter the command after the command response to the /MODIFY PREPARE command is received.

Module: DFSICVD0

DFS3461 /MODIFY COMMIT IN PROGRESS

Explanation: The IMS command module is currently processing a /MODIFY COMMIT command and it has not yet acknowledged completion of the command to the entering terminal.

System action: The command is ignored.

Operator response: Reenter the command after the command response to the /MODIFY COMMIT command is received.

Module: DFSICVD0

DFS3462I DEDB xxxxxxxx NOT VALID FOR /DBD COMMAND.

Explanation: The /DBDUMP command does not apply to DEDBs.

System action: The named database will be removed from the command, and the remaining databases, if any, will be processed.

Programmer response: No action is required.

DFS3463I SPECIFIC MSDB xxxxxxxx NOT VALID FOR /DBD COMMAND

Explanation: The /DBDUMP command is used to dump all the MSDBs to the MSDB dump data set by specifying the special parameter MSDB with the DATABASE keyword when entering the /DBDUMP DB command, or by entering the /DBDUMP DB ALL command.

System action: The named database will be removed from the command, and the remaining databases, if any, will be processed.

Programmer response: No action is required.

DFS3464I MSDB xxxxxxxx NOT VALID FOR /DBR COMMAND.

Explanation: The /DBRECOVERY command does not apply to Fast Path MSDBs.

System action: The named database will be removed from the command, and the remaining databases, if any, will be processed.

Programmer response: No action is required.

DFS3465I DATABASE xxxxxxxx IN ERROR

Explanation: The /START DB command did not process because a dynamic backout failure occurred for the specified database.

System action: The named database will be removed from the command and the remaining databases, if any, will be processed.

Programmer response: Issue the /DBR command to get the specified database offline, perform a batch backout, and then issue the /START DB or UPDATE DB START(ACCESS) command.

DFS3466I DDIR FOR DATABASE dddddddd NOT FOUND

Explanation: The database keyword parameter dddddddd in the /START, /STOP, /DBD, or /DBR command is not known to the IMS system. A DDIR could not be found for database dddddddd by a command processing module.

System action: IMS ignores the invalid parameter and continues to process any other database keyword parameters on the command.

Programmer response: Reenter the command, specifying the corrected database parameters.

DFS3467I ERROR READING MODSTAT DATA SET


Explanation: An I/O error occurred while reading the MODSTAT data set or the contents of the MODSTAT data set are invalid. The error was encountered during initialization for a batch DBD type IMS region.

System action: IMS terminates abnormally with abend U821.

Programmer response: Reconstruct the MODSTAT data set with the corrected ddnames before executing the batch job.

Problem determination: 1, 3, 17

Related information:

 IMS abend 0821

Chapter 2, "IMS problem determination," on page 13

**DFS3468I UNABLE TO OPEN DDNAME *ddname*
IN DLS REGION**

Explanation: The DL/I subordinate address space option was selected. As part of processing a /MODIFY PREPARE or INITIATE OLC PHASE(PREPARE) command, the indicated DDNAME cannot be opened in the DL/I subordinate address space. Either the indicated DDNAME was not defined in the DL/I subordinate address space region JCL, or the operating system encountered an error during OPEN processing.

System action: The /MODIFY PREPARE or INITIATE OLC PHASE(PREPARE) command is ignored.

Programmer response: The indicated DDNAME might not be defined in the DL/I subordinate address space JCL, or the data set specified might not exist.

**DFS3469I IN= PARAMETER IGNORED FOR
TYPE=ACTVACB**

Explanation: The IN= parameter in the OLCUTL procedure is not required when TYPE=ACTVACB.

System action: The Online Change Copy utility (DFSUOCU0) ignores the IN= parameter and continues processing.

Module: DFSUOCU0

**DFS3470 TRANSACTION CURRENTLY NOT
AVAILABLE FOR USE (I:*sss1/name1*,
D:*sss2/name2*)**

Explanation: The transaction is in the process of being modified, or the application program and databases associated with the transaction are currently being modified.

In the message text:

sss1/name1

The source SYSID and source LTERM name for the input system.

sss2/name2

The destination SYSID and destination LTERM or TRAN code of the processing system

System action: The entered transaction is rejected by IMS.

Operator response: Reenter the transaction at a later time when the transaction or its resources are not being modified, and are available for use.

**DFS3471 ROUTING CODE CURRENTLY NOT
AVAILABLE FOR USE**

Explanation: The routing code selected for this transaction is currently being modified.

System action: The entered transaction is rejected by IMS.

Operator response: Reenter the transaction at a later

time when the routing code is not being modified, and is available for use.

**DFS3472 DEVICE FORMAT CHANGED,
MESSAGE RETURNED TO QUEUE**

Explanation: IMS MFS detected that the format currently used to format this device was dynamically modified by the Online Change function.

System action: The output message that was in progress has been returned to the IMS message queue.

Operator response: The message can be requested again; however, the new MFS format can result in some data being formatted differently.

**DFS3476I UPDATE MSLINK COMMAND
COMPLETED, CC= *xx***

Explanation: The /UPDATE MSLINK command you issued from an IMS terminal has completed. *xx* identifies the completion code.

When you issue an UPDATE MSLINK command through the Operations Manager (OM), it processes as a type-2 command and does not issue this message.

System action: If the completion code is 00, the /UPDATE MSLINK command completed successfully. If the completion code is non-zero, the command encountered a problem.

Operator response: If the completion code is 00, no action is required.

If the completion code is non-zero, see the completion code table in the information for the UPDATE MSLINK command. Correct the problem and reissue the command.

System programmer response: See the Operator response.

Module: DFSIU100

Related reference:

 UPDATE MSLINK command (Commands)

DFS3480I INVALID LIBRARY TYPE PARAMETER

Explanation: The library type parameter was not one of the following values for the Online Change utility:

ACB
FORMAT
MODBLKS

System action: The copy is not done and the utility is terminated.

Programmer response: Correct the parameter, and rerun the utility.

Module: DFSUOCU0

**DFS3481I INVALID INPUT DDNAME
 PARAMETER**

Explanation: The input ddname parameter for the Online Change utility is not one of the following values:

S
I

System action: The copy is not done and the utility is terminated.

Programmer response: Correct the parameter, and rerun the utility.

**DFS3482I INVALID OUTPUT DDNAME
 PARAMETER**

Explanation: The output ddname parameter for the Online Change utility is not one of the following values:

B
A
O
U

System action: The copy is not done and the utility is terminated.

Programmer response: Correct the parameter, and rerun the utility.

**DFS3483 ERROR DURING ENQUEUE
 DDNAME=ddddddd**

Explanation: An error was detected while attempting to enqueue DD name *ddddddd* before copying.

System action: The copy is not done, and the utility is terminated.

System programmer response: Correct the DD statement.

**DFS3484I ERROR READING THE MODSTAT
 DATA SET**

Explanation: An error occurred while attempting to read the MODSTAT data set before copying.

System action: The copy is not done and the utility is terminated.

Programmer response: Determine whether the content of MODSTAT is correct. If the data set has been destroyed, recreate it based on the last DFS3499I message, and resubmit the job.

Related information:

"DFS3499I" on page 755

**DFS3485I *jobname* WAITING FOR DATASET *data
 set name***

Explanation: The data set indicated by the message was already in use by another task. It has caused the indicated job to wait for the release of the data set.

System action: The indicated job waits until the data set becomes available.

Operator response: No action is required.

When the data set becomes available, the indicated job will run.

DFS3486 IEBCOPY PARAMETER ERROR

Explanation: One of the IEBCOPY parameters specified (WORK, SIZE, or LIST) contained an invalid parameter. The following are error examples:

- One or more IEBCOPY parameters are specified on the PROC and EXEC statements, but not specified as input parameters.
- One or more IEBCOPY parameters are specified on the PROC and EXEC statements, but not specified as input parameters.

System action: The Online Change Copy utility fails.

System programmer response: Correct the IEBCOPY parameter on the Online Change Copy utility and try running the utility again.

Module: DFSUOCU

**DFS3488 ERROR DURING ENQUEUE FOR
 DDNAME ddddddd**

Explanation: An error was encountered while attempting to enqueue the inactive library *ddddddd* during the /MODIFY PREPARE or INITIATE OLC PHASE(PREPARE) command. The library does not exist or was in use by the copy utility.

System action: If the library is MATRIXA or MATRIXB, processing of the /MODIFY PREPARE or INITIATE OLC PHASE(PREPARE) command continues; otherwise, it is terminated.

Operator response: If the /MODIFY PREPARE or INITIATE OLC PHASE(PREPARE) command was terminated and no message DFS3499I was issued, resubmit the command when the data set is available.

**DFS3489 OUTPUT MESSAGE CANCELED BY
 USER OUTPUT EDIT ROUTINE**

Explanation: IMS canceled the output message at the request of your physical terminal output edit routine. If the terminal is in response mode, IMS sends this message in place of the output message that would have satisfied response mode. If a system restart occurred, then IMS resets response mode and does not

send message DFS3489 after a request to discard the response message.

System action: IMS sends this message instead of the canceled message.

Operator response: This is an informational message. Consult your procedures to determine if you must take any action.

Problem determination: 5, 14

Related information:

Chapter 2, "IMS problem determination," on page 13

DFS3490I **APPC TIMEOUT ACTIVE, MVS=xxxx MINS, yy SECS, IMS=zzzz MINS.**

Explanation: APPC timeout is active. *xxxx* is the number of minutes and *yy* is the number of seconds for the APPC MVS timeout value. *zzzz* is the number of minutes for the APPC IMS timeout value. These values are defined by the APPCIOT parameter in the DFSDCxxx PROCLIB member.

System action: IMS checks every *xxxx* minutes or *yy* seconds to determine whether an APPC call issued under the dependent region task control block (TCB) is inactive after more than *xxxx* minutes. See the message text for DFS3492W for additional information.

zzzz is the number of minutes an application is allowed to remain inactive. Inactive means that the application could not respond within the time out limit.

Programmer response: This message is for information only.

Related information:

DFS3492W

DFS3491I **APPC/IMS TIMEOUT DEACTIVATED. (SYSTEM SHUTDOWN) (TIMER CANCELED) (DFSTIMER ERROR, RC=xx) (APPC NOT ACTIVE (APPCIOT = 0) (NO MVS SUPPORT)**

Explanation: APPC/IMS timeout is inactive. The message includes the reason why APPC/IMS timeout is inactive.

If the reason is NO MVS SUPPORT, APPC/MVS does not support the timeout service. The current z/OS level does not support the APPC/MVS timeout service.

When APPCIOT = 0 is listed, the APPCIOT parameter in DFSDCxxx member has been defined as zero, or has been changed to zero by the /CHANGE command.

Programmer response: If the reason is (DFSTIMER ERROR), report the problem to IBM Software Support. Otherwise, this is an informational message.

DFS3492W **APPC/IMS TIMEOUT LIMIT REACHED FOR LU *luname*, TP-ID *tp-id*, ASYNC. CONVERSATION. INACTIVE SINCE *xxxx* SECONDS.**

or

APPC/IMS TIMEOUT LIMIT REACHED FOR LU *luname*, TP-ID *tp-id*, REGION *region-id*. INACTIVE SINCE *xxxx* SECONDS.

Explanation: APPC/IMS timeout detected a dependent region or an asynchronous conversation that might have hung. The values of the message text are:

luname The VTAM LU name of the session.

tp-id The TP-ID of the APPC conversation.

region-id

The IMS-dependent region ID or ASYNC. For an asynchronous conversation, the region ID is CONV.

xxxx The number of seconds the conversation is waiting for a response to an APPC call.

Programmer response: Issue a V NET,INACT command for the *luname* to clean up the dependent region or an asynchronous conversation that is potentially hung. V NET,INACT stops all conversations for the *luname*, which could be more than just the hung conversation.

If the hung conversation is a batch-job, the *luname* will be APPC/MVS; in this case, issuing a V NET,INACT stops all APPC/MVS sessions. Use the *tp-id* to determine the job-name by issuing the D APPC,TP,ALL command, and cancel the batch job.

DFS3493I **MODBLKS KEYWORD INVALID WHEN DYNAMIC RESOURCE DEFINITION ENABLED**

Explanation: The command was not processed because the keyword is invalid in an IMS system with dynamic resource definition (DRD) enabled.

System action: The command is ignored.

Programmer response: Use DRD commands to modify resources online.

DFS3494E **OTMA HAS TIMED OUT FOR TMEMBER/TPIPE *xxxx/yyyy***

or

OTMA HAS TIMED OUT FOR TMEMBER/TPIPE *xxxx/yyyy* AND MOVED THE OUTPUT TO *zzzz*

Explanation: OTMA timed out waiting for an ACK or NAK from the OTMA target member (tmember or client) *xxxx* with the transaction pipe (tpipe) *yyyy* has initiated a CM0 timeout action for a missing ACK or NAK.

If the zzzz field is present, the CM0 output message has been rerouted to the output tpipe zzzz. If the member supports the hold queue, the message is moved to the hold queue of the tpipe zzzz.

For an IMS callout message through ICAL, the IMS application that issues the synchronous callout request receives a return code of X'100' and a reason code of X'104'. The message is discarded.

In the message text:

xxxx The name of the OTMA client.
 yyyy The name of the TPIPE on which the time out occurred.
 zzzz The TPIPE name to which the output was rerouted.

System action: Processing continues.

Operator response: Identify the cause of the missing ACK or NAK for this timeout condition. It could be an application program or a failure in the network component.

Programmer response: Make sure that your program issues an ACK or NAK to IMS for the received CM0 output message. Also, it is possible that there is a network failure so that the ACK or NAK cannot arrive at IMS OTMA.

Problem determination: Examine the network trace to identify which component in the network did not forward the ACK or NAK to IMS. Make sure that your program issues an ACK or NAK to IMS for the received CM0 output message or synchronous callout message.

A possible cause of this problem is that there is a network failure so that the ACK or NAK cannot arrive at IMS OTMA.

Module: DFSYPSO0

DFS3495W OTMA HAS BEEN WAITING FOR AN ACK FROM TMEMBER/TPIPE
 xxxx/yyyy FOR OVER zzzz SECONDS.

Explanation: OTMA detected that member xxxx with transaction pipe (tpipe) yyyy has been waiting for an acknowledgment for more than zzzz seconds. Because the OTMA CM0 ACK timeout function has been turned off, OTMA does not take the timeout action to reroute the output message.

System action: Processing continues. The tpipe remains in a hang status. All of the queued output messages on the tpipe are not delivered until the ACK or NAK is received.

Operator response: Identify the cause of the missing ACK or NAK for this timeout condition. The problem might be an application program, or a failure in the network component. You can restart the tpipe manually

with a /STOP TMEMBER tpipe and then a /START TMEMBER tpipe command.

Programmer response: Make sure that your program issues an ACK or NAK to IMS for the received CM0 output message. Also, it is possible that there is a network failure so that the ACK or NAK cannot arrive at IMS OTMA.

Problem determination: Examine the network trace to identify which component in the network did not forward the ACK or NAK to IMS.

Module: DFSYPSO0

DFS3496W DMB XXXXXXXXX IN INACTIVE
 ACBLIB NOT COMPATIBLE WITH
 IMS

Explanation: The level of the inactive library is not compatible with the current IMS release.

System action: The /MODIFY PREPARE ACBLIB or INITIATE OLC PHASE(COMMIT command terminates.

Programmer response: Verify that the JCL specifies the correct library and that ACBGEN is performed at the appropriate level for the current release of IMS

DFS3497A AN INVALID MOLC LOG RECORD
 DETECTED AND IGNORED
 RSN=aaaaaaaa RC=bbbbbbbb
 TOKEN=cccccccccccccc

or

A PRIOR MOLC UOW FOUND, THE UOW IS
 BEING IGNORED RSN=aaaaaaaa RC=bbbbbbbb
 TOKEN=cccccccccccccc

or

INTERNAL MOLC ERROR RSN=aaaaaaaa
 RC=bbbbbbbb TOKEN=cccccccccccccc

or

INTERNAL MEMBER ONLINE CHANGE ERROR
 RSN=aaaaaaaa RC=bbbbbbbb
 TOKEN=cccccccccccccc

or

MOLC ERROR PROCESSING AN INCOMPLETE
 UOW RSN=aaaaaaaa RC=bbbbbbbb
 TOKEN=cccccccccccccc

or

MOLC ERROR, PDIR BLOCK COULD NOT BE
 FOUND PDIR=ddddddd RSN=aaaaaaaa RC=bbbbbbbb
 TOKEN=cccccccccccccc

or

MOLC ERROR, DDIR BLOCK COULD NOT BE FOUND PDIR=eeeeeee RSN=aaaaaaaa RC=bbbbbbb
TOKEN=cccccccccccccc

Explanation: During IMS restart, Extended Recovery Facility (XRF) or Fast Database Recovery (FDR) tracking, an unrecoverable error was encountered while processing member online change log records. The member online change unit of work was most likely not completed, and the member online change must be redone. See the explanation of the reason codes for detailed information.

In the message text:

ddddddd

The name of the missing PDIR

eeeeeee The name of the missing DDIR

aaaaaaaa

The reason code

bbbbbbb

The return code

cccccccccccccc

The member online change unit of work token

The reason code can be one of the following:

Codes

Explanation

- | | |
|--|---|
| <p>01 Internal error. An invalid log record type 70xx was passed to the member online change processing module and was ignored.</p> <p>02, 03, 05, 06, 07, or 0A
A type 70xx (7002, 7003, 7004 or 7005) log record was read for a new member online change unit of work, while the previous member online change unit of work did not contain the unit of work termination log record (a type 7006 or 7010). The previous member online change unit of work is terminated and cleanup is performed, and the new unit of work is initialized. Missing log records or log tapes can cause this problem.</p> <p>04 A 7002 log record contained no members to process. This member online change unit of work generated no work. This situation is most likely due to a member online change which did not update any ACBLIB members.</p> <p>08 A 7005 log record was processed for a member online change indicating the user terminated the member online change unit of work. The member online unit of work is terminated.</p> <p>09 A 7005 log record was processed, indicating the user committed the member online change unit of work. If this problem is an XRF tracking IMS with FDBR and ACBSHR=N is specified, the member online unit of work is committed. If this problem is an XRF tracking IMS with FDBR and ACBSHR=Y is specified, no action is required by this IMS; the commit on the active IMS completed successfully.</p> | <p>0B A 7010 log record was found as the only log record in this unit of work. See the subsequent DFS3497I to determine how IMS handled this member online change unit of work.</p> <p>0C A 7010 log record was found by the tracking IMS at the end of a unit of work log stream, indicating you aborted the member online change unit of work. ACBSHR=N was specified so IMS aborted the member online unit of work.</p> <p>0D A 7010 log record was found at the end of a unit of work log stream, indicating you aborted the member online change unit of work. ACBSHR=Y was specified, so no IMS action is required. This is an informational message only.</p> <p>0E A 7002 was the only log record found in the log stream for this member online change unit of work. The existence of the 7002 indicated the unit of work was initiated, but the subsequent 7004, 7005, and 7010 were not found. IMS read the OLCSTAT data set and found the member online change unit of work had been aborted, so IMS aborted the member online change unit of work.</p> <p>0F A 7003 was the last log record found in the log stream for this member online change unit of work. The existence of the 7003 indicated the unit of work was initiated, but the subsequent 7004, 7005, and 7010 were not found. IMS read the OLCSTAT data set and found the member online change unit of work had been aborted, so IMS aborted the member online change unit of work</p> <p>10 A 7003 was the last log record found in the log stream for this member online change unit of work. The existence of the 7003 indicated the unit of work was initiated, but the subsequent 7004, 7005, and 7010 were not found. IMS read the OLCSTAT data set and found the member online change unit of work had been completed, so IMS committed the member online change unit of work.</p> <p>11 A 7004 was the last log record found in the log stream for this member online change unit of work. The existence of the 7004 indicated the unit of work had completed; however, because the subsequent 7010 was missing, the state of the resources being changed is unknown. The member online change unit of work is committed.</p> <p>12 This is due to an internal error, where part of the internal control block structure is missing. The member online change process is aborted.</p> <p>1B or 21
This problem is due to a get main failure. The most likely cause is a lack of available storage. The return code for the get main is included in the message.</p> |
|--|---|

DFS3497A

1C The member online change process could not read the OLCSTAT data set; the member online change process is aborted.

1D A DDIR was missing from the library during member online change processing. The online change process skips this member and the member online change process continues.

1E A PDIR was missing from the library during member online change processing. The online change process skips this member and the member online change process continues.

1F or 20

An internal error occurred during initialization processing for a member online change. The member online change process is aborted.

13, 15, 17, or 19

During tracking with ACBSHR=NO, the member online change process was attempting to delete a member from the tracking ACBLIB, but the member does not exist. This code indicates the ACBLIBs are now out of sync between the active and the tracker. IMS terminates abnormally.

22 A 7002 was the only log record found in the log stream for this member online change unit of work. The existence of the 7002 indicated the unit of work was initiated, but the subsequent 7004, 7005, and 7010 were not found. IMS read the OLCSTAT data set and found the member online change unit of work had been committed, so IMS recommitted the member online change unit of work.

System action: The member online change incomplete unit of work is committed or aborted. See the description of the reason code under **Programmer response** for additional information.

Programmer response: The responses depend on the reason codes as follows:

01 An invalid log record was passed to the modules that process the member online change log records. To assist in correcting this internal error, run DFSERA10 to extract all 7002, 7003, 7004, 7005, 7006, 7010, and 70FF log records and contact IBM Software Support.

02, 03, 05, 06, 07, or 0A

Run DFSERA10 to extract all 7002, 7003, 7004, 7005, 7006, 7010, and 70FF log records for the token described in the message. The 7002 for the incomplete member online change unit of work contains the member names which were not processed. To process these, the member online change must be redone for the missing members; also contact IBM Software Support.

04 Run DFSERA10 to extract all 7002, 7003, 7004, 7005, 7006, 7010, and 70FF log records and contact IBM Software Support. This problem is an internal error, as the 7002 must contain member names to process. If any member

online changes were performed in this time frame, verify all member online changes for completeness. If any member online changes were found to have failed, the member online change must be redone.

12 Run DFSERA10 to extract all 7002, 7003, 7004, 7005, 7006, 7010, and 70FF log records for the token described in the message, and contact IBM Software Support. This problem is an internal error. The member online change unit of work is not completed and must be redone. If you feel you received these messages in error, contact IBM Software Support.

1D Run DFSERA10 to extract all 7002, 7003, 7004, 7005, 7006, 7010, and 70FF log records for the token described in the message, and contact IBM Software Support. The PDIR or DDIR to member online change was missing from the staging or active ACBLIB. The member online change for these missing members must be redone. If you feel you received these messages in error, contact IBM Software Support.

1E Run DFSERA10 to extract all 7002, 7003, 7004, 7005, 7006, 7010, and 70FF log records for the token described in the message, and contact IBM Software Support. The PDIR or DDIR to member online change was missing from the staging or active ACBLIB. The member online change for these missing members must be redone. If you feel you received these messages in error, contact IBM Software Support.

1F or 20

To help IBM correct this internal error, run DFSERA10 to extract all 7002, 7003, 7004, 7005, 7006, 7010, and 70FF log records and contact IBM Software Support.

08, 09, 0B, 0C, 0D, 0E, 0F, 10, or 11

No response required, as these are informational messages only. If you feel you received these messages in error, or that there is an issue, contact IBM Software Support.

1C Verify that the OLCSTAT data set exists, and is available for member online change in read only mode. The member online change unit of work must be redone. Run DFSERA10 to extract the 7002 for the token described in the message to obtain a list of the members to redo.

1B Free ECSA storage for the member online change process. The member online change unit of work must be redone. Run DFSERA10 to extract the 7002 for the token described in the message to obtain a list of the members to redo.

21 Free private storage for the member online change process. The member online change unit of work must be redone. Run DFSERA10

to extract the 7002 for the token described in the message to obtain a list of the members to redo.

13, 15, 17, or 19

The missing member name was contained in the message. The member online change for this member must be redone for the tracking IMS ACBLIB. Run DFSERA10 to extract the 7002 for the token described in the message to obtain a list of the members that were part of this member online change. Then verify that the member online change has completed for the other members in the type 7002 log record.

Module: DFSMOL10, DFSMOL20

DFS3497I **MOLC 7005 LOG RECORD FOUND,
UOW ABORTED RSN=aaaaaaaa
RC=bbbbbbbb TOKEN=cccccccccccccc**

**MOLC 7005 LOG RECORD FOUND, UOW
COMMITTED RSN=aaaaaaaa RC=bbbbbbbb
TOKEN=cccccccccccccc**

or

**MOLC 7010 LOG RECORD FOUND, NO
PROCESSING REQUIRED RSN=aaaaaaaa
RC=bbbbbbbb TOKEN=cccccccccccccc**

or

**MOLC 7010 LOG RECORD FOUND, UOW
ABORTED RSN=aaaaaaaa RC=bbbbbbbb
TOKEN=cccccccccccccc**

or

**MOLC 7003 LOG RECORD FOUND, UOW
ABORTED RSN=aaaaaaaa RC=bbbbbbbb
TOKEN=cccccccccccccc**

or

**MOLC 7002 LOG RECORD FOUND, UOW
COMMITTED RSN=aaaaaaaa RC=bbbbbbbb
TOKEN=cccccccccccccc**

or

**MOLC 7003 LOG RECORD FOUND, UOW
COMMITTED RSN=aaaaaaaa RC=bbbbbbbb
TOKEN=cccccccccccccc**

or

**MOLC 7004 LOG RECORD FOUND, UOW
COMMITTED RSN=aaaaaaaa RC=bbbbbbbb
TOKEN=cccccccccccccc**

Explanation: During IMS restart, Extended Recovery

Facility (XRF) or Fast Database Recovery (FDR) tracking, an incomplete member online change unit-of-work was encountered. The most likely cause was IMS abnormally terminating while member online change was active, or XRF/FDBR tracking. The member online change log records contained enough information to allow IMS to determine if the user had committed or terminated the member online change unit of work (UOW). Based upon this information the unit-of-work was recommitted or terminated. See the explanation of the reason codes for detailed information.

In the message text:

aaaaaaaa

The reason code

bbbbbbbb

The return code

cccccccccccccc

The member online change unit of work token

The reason code can be one of the following:

Codes

Explanation

- 01** Internal error. An invalid log record type 70xx was passed to the member online change processing module and was ignored.
- 02, 03, 05, 06, 07, or 0A**
A type 70xx (7002, 7003, 7004 or 7005) log record was read for a new member online change unit-of-work, while the previous member online change unit of work did not contain the unit-of-work termination log record (a type 7006 or 7010). The previous member online change unit-of-work is terminated and cleanup is performed, and the new unit-of-work is initialized. Missing log records or log tapes can cause this problem.
- 04** A 7002 log record contained no members to process. This member online change unit of work generated no work. The cause is likely a member online change that did not update any ACBLIB members.
- 08** A 7005 log record was processed for a member online change indicating that you terminated the member online change unit-of-work. The member online unit-of-work is terminated.
- 09** A 7005 log record was processed, indicating the user committed the member online change unit-of-work. If this problem is an XRF tracking IMS with FDBR and ACBSHR=N is specified, the member online unit-of-work is committed. If this problem is an XRF tracking IMS with FDBR and ACBSHR=Y is specified, no action is required by this IMS as the commit on the active has completed successfully.
- 0B** A 7010 log record was found as the only log record in this unit-of-work. See the subsequent DFS3497I

for information about how IMS handled this member online change unit of work.

- 0C** A 7010 log record was found by the tracking IMS at the end of a unit-of-work log stream, indicating you terminated the member online change unit-of-work. ACBSHR=N was specified so IMS terminated the member online unit-of-work.
- 0D** A 7010 log record was found at the end of a unit-of-work log stream, indicating you terminated the member online change unit-of-work. ACBSHR=Y was specified, so no IMS action is required.
- 0E** A 7002 was the only log record found in the log stream for this member online change unit-of-work. The existence of the 7002 indicated the unit-of-work was initiated, but the subsequent 7004, 7005, and 7010 were not found. IMS read the OLCSTAT data set and found the member online change unit of work had been terminated, so IMS terminated the member online change unit of work.
- 0F** A 7003 was the last log record found in the log stream for this member online change unit-of-work. The existence of the 7003 indicated the unit-of-work was initiated, but the subsequent 7004, 7005, and 7010 were not found. IMS read the OLCSTAT data set and found the member online change unit of work had been terminated, so IMS terminated the member online change unit of work.
- 10** A 7003 was the last log record found in the log stream for this member online change unit-of-work. The existence of the 7003 indicated the unit-of-work was initiated, but the subsequent 7004, 7005, and 7010 were not found. IMS read the OLCSTAT data set and found the member online change unit of work had been completed, so IMS recommitted the member online change unit of work.
- 11** A 7004 was the last log record found in the log stream for this member online change unit-of-work. The existence of the 7004 indicated the unit-of-work had completed. However, because the subsequent 7010 is missing, the state of the resources being online changed are unknown. The member online change unit of work is committed.
- 12** This problem is due to an internal error, where part of the internal control block structure is missing. The member online change process is terminated.
- 1B or 21**
This problem is due to a get main failure. The most likely cause is a lack of available storage. The return code for the get main is included in the message.
- 1C** The member online change process could not read the OLCSTAT data set, the member online change process is terminated.

1D A DDIR was missing from the library during member online change processing. The online change process skips this member and the member online change process continues.

1E A PDIR was missing from the library during member online change processing. The online change process skips this member and the member online change process continues.

1F or 20

An internal error occurred during initialization processing for a member online change. The member online change process is terminated.

13, 15, 17, or 19

During tracking with ACBSHR=NO, the member online change process was attempting to delete a member from the tracking ACBLIB, but the member does not exist. This indicates the ACBLIBs are now out of sync between the active and the tracker. IMS is abnormally terminated.

22 A 7002 was the only log record found in the log stream for this member online change unit-of-work. The existence of the 7002 indicated the unit-of-work was initiated, but the subsequent 7004, 7005, and 7010 were not found. IMS read the OLCSTAT data set and found the member online change unit of work had been committed, so IMS committed the member online change unit of work.

System action: The member online change incomplete unit of work is committed or terminated. See the description of the reason code under **Programmer response** for additional information.

Programmer response: The responses depend on the reason codes as follows:

01 An invalid log record was passed to the modules that process the member online change log records. To help in correcting this internal error, run DFSERA10 to extract all 7002, 7003, 7004, 7005, 7006, 7010, and 70FF log records and contact IBM Software Support.

02, 03, 05, 06, 07, or 0A

Run DFSERA10 to extract all 7002, 7003, 7004, 7005, 7006, 7010, and 70FF log records for the token described in the message. The 7002 for the incomplete member online change unit-of-work contains the member names that were not processed. To process these members, the member online change must be redone for the missing members along with contacting IBM Software Support.

04 Run DFSERA10 to extract all 7002, 7003, 7004, 7005, 7006, 7010, and 70FF log records and contact IBM Software Support. This problem is an internal error, as the 7002 must contain member names to process. If any member online changes were performed in this time frame, verify all member online changes for completeness. If any member online changes

- were found to have failed, the member online change must be redone.
- 12** Run DFSERA10 to extract all 7002, 7003, 7004, 7005, 7006, 7010, and 70FF log records for the token described in the message, and contact IBM Software Support. This problem is an internal error. The member online change unit-of-work is not completed and must be redone. If you feel you received these messages in error, contact IBM Software Support.
- 1D** Run DFSERA10 to extract all 7002, 7003, 7004, 7005, 7006, 7010, and 70FF log records for the token described in the message, and contact IBM Software Support. The PDIR or DDIR to member online change was missing from the staging or active ACBLIB. The member online change for these missing members must be redone. If you feel you received these messages in error, contact IBM Software Support.
- 1E** Run DFSERA10 to extract all 7002, 7003, 7004, 7005, 7006, 7010, and 70FF log records for the token described in the message, and contact IBM Software Support. The PDIR or DDIR to member online change was missing from the staging or active ACBLIB. The member online change for these missing members must be redone. If you feel you received these messages in error, contact IBM Software Support.
- 1F or 20** To help in correcting this internal error, run DFSERA10 to extract all 7002, 7003, 7004, 7005, 7006, 7010, and 70FF log records and contact IBM Software Support.
- 08, 09, 0B, 0C, 0D, 0E, 0F, 10, or 11** No response required, as these are informational messages only. If you feel you received these messages in error, or that there is an issue, contact IBM Software Support.
- 1C** Verify that the OLCSTAT data set exists, and is available for member online change in read only mode. The member online change unit-of-work must be redone. Run DFSERA10 to extract the 7002 for the token described in the message to obtain a list of the members to redo.
- 1B** Free up ECSA storage for the member online change process. The member online change unit-of-work must be redone. Run DFSERA10 to extract the 7002 for the token described in the message to obtain a list of the members to redo.
- 21** Free private storage for the member online change process. The member online change unit-of-work must be redone. Run DFSERA10 to extract the 7002 for the token described in the message to obtain a list of the members to redo.

13, 15, 17, or 19

The missing member name was contained in the message. The member online change for this member must be redone for the tracking IMS ACBLIB. Run DFSERA10 to extract the 7002 for the token described in the message to obtain a list of the members that were part of this member online change and verify that the member online change has completed for the other members in the type 7002 log record.

Module: DFSMOL10, DFSMOL20

DFS3498W *bbbb nnnnnnnn eeeeeeee...*

Explanation: /MODIFY PREPARE, INITIATE OLC PHASE(PREPARE), or /MODIFY COMMIT processing detected an invalid condition in the MODBLKS or ACBGEN output. This problem or situation occurred during prepare processing, unless otherwise noted as commit processing.

In the message text:

bbbb Block type, if applicable DMB represents a DMB in ACBLIB. DDIR represents a database in MODBLKS. PSB represents a PSB in ACBLIB. SMB represents a transaction in MODBLKS.

nnnnnnnn

The name of the block, if applicable.

eeeeeeee...

The problem or situation encountered, which might be one of the following:

ALREADY DEFINED AS PARTITION CHANGE

Issued when a database defined in the MODBLKS data set is already defined as a HALDB partition. Once a database is defined as a HALDB partition to DBRC and IMS, it remains defined to IMS as a HALDB partition until you cold start IMS and cannot be changed into a MODBLKS database, even if the HALDB partition is deleted from DBRC.

ALREADY DEFINED AS DATABASE CHANGE

Issued when the online change prepare detects that a DDIR in the MODBLKS data set that is being added exists. If this situation does occur, it is probably an internal error. Online change prepare is rejected.

ALREADY DEFINED AS DATABASE COMMIT

Issued when the online change commit detects that a DDIR in the MODBLKS data set that is being added exists. If this situation does occur, it is probably an internal error. Online change commit proceeds in spite of this error. Once a database is

defined as a HALDB partition to DBRC and IMS, it remains defined to IMS as a HALDB partition until you cold start IMS and cannot be changed into a MODBLKS database, even if the HALDB partition is deleted from DBRC.

ALREADY DEFINED AS PARTITION COMMIT

Issued when the online change commit detects that a member in the MODBLKS data set is defined using the same name as an existing HALDB partition added since the prepare phase. The HALDB partition definition prevails. Online change commit proceeds in spite of this error. Subsequent PREPARE commands fail with DFS3498W DDIR *dbname* ALREADY DEFINED AS PARTITION CHANGE as long as the database remains in the inactive MODBLKS data set.

ALREADY DEFINED AS TRANSACTION

This string is issued when a /MODIFY COMMIT or INITIATE OLC PHASE(COMMIT) detects that a transaction being added by an online change was added as a CPIC transaction by the same name since prepare. Online Change proceeds in spite of this error. The transaction remains a CPIC transaction. If you prefer the MODBLKS definition, define the transaction again in the inactive MODBLKS dataset and do another online change.

NOT IN ACTIVE LIBRARY

Issued when /MODIFY PREPARE or INITIATE OLC PHASE(PREPARE) is specified with the BLDL option, to cause information message DFS3498I to be issued for each PSB or DMB not found in the inactive ACBLIB. This message does not affect the success of the command.

NOT IN INACTIVE LIBRARY

Issued when /MODIFY PREPARE or INITIATE OLC PHASE(PREPARE) is specified with the BLDL option, to cause information message DFS3498W to be issued for each PSB or DMB not found in the active ACBLIB. This message does not affect the success of the command.

PDIR NAME IS INVALID

Issued when a transaction being added or changed defines an application program name that does not exist.

SID NUMBER IS INVALID

Issued when a transaction being added or changed defines a SYSID that is larger than the maximum SYSID that was used at IMS cold start.

SNO - COMPARE

Issued when the online change compare function detects that a DMB or PSB in ACBLIB is being changed, but cannot find the associated local control block (DDIR or PDIR). This error should not occur (SNO), since the local control block did exist when the BLDL list was built.

SNO - INSERT CHANGE

Issued when online change tries to insert a changed DMB or PSB into the change list, but cannot find the associated local control block (DDIR or PDIR). This error should not occur (SNO) and usually indicates that the wrong MODBLKS data set is being used. It might also indicate an internal error.

SNO - INSERT DELETE

Issued when online change tries to insert a deleted DMB or PSB into the delete list, but cannot find the associated local control block (DDIR or PDIR). This error should not occur (SNO) and usually indicates that the wrong MODBLKS data set is being used. It might also indicate an internal error.

SYSID CHNG IS INVALID

Issued when a transaction is being changed from local to remote and at least one other type of change to the transaction or application program is being attempted as well.

UNSUPPORTED MSDB ADDITION

Issued when online change attempts to add, change, or delete an MSDB database in MODBLKS or DMB in ACBLIB, which is not supported.

UNSUPPORTED MSDB CHANGE

Issued when online change attempts to change an MSDB database in MODBLKS or DMB in ACBLIB, which is not supported.

UNSUPPORTED MSDB DELETION

Issued when online change attempts to delete an MSDB database from MODBLKS or DMB from ACBLIB, which is not supported.

System action: For a /MODIFY PREPARE or INITIATE OLC PHASE(PREPARE) command, the command is terminated. For a /MODIFY COMMIT command, the online change commit succeeds, except

for the specified database. The database remains a HALDB partition.

Programmer response: Correct the problem, run the MODBLKS GEN or ACBGEN again, run the Online Change utility, and retry online change.

For a /MODIFY COMMIT command that failed with DFS3498W DDIR *dbname* ALREADY EXISTS AS PARTITION COMMIT, perform an online change to remove this database definition from your MODBLKS gen. Otherwise, each subsequent attempt to do an online change will fail on the /MODIFY PREPARE command with DFS3498W DDIR *dbname* ALREADY EXISTS AS PARTITION CHANGE. Also, the database reverts to a non-HALDB database at the next IMS cold start.

| For the warning SID NUMBER IS INVALID, generate a
| transaction with a SYSID that does not exceed the
| maximum SYSID. Or, cold start IMS with the
| MODBLKS data set that contains the transaction
| defined with the highest SYSID.

Module: DFSCPDD0, DFSRMDD0, DFSRMDM0, DFSRMPS0, DFSRMSM0

DFS3499I **ACTIVE DDNAMES:** *modblks-name*
 acblib-name format-name **MODSTAT ID:**
 nnnn

Explanation: This message indicates online change status including the active online change libraries and the current modify ID. IMS issues this message in the following cases:

- IMS restart
- Simple checkpoint
- /MODIFY PREPARE or INITIATE OLC PHASE(PREPARE), to indicate the current active online change libraries before the new definitions are committed
- /MODIFY COMMIT or INITIATE OLC PHASE(COMMIT), to indicate the new active online change libraries, after online change is committed

In the message text:

modblks-name

Active MODBLKS DD in the IMS JCL, that identifies the active MODBLKS library. *modblks-name* is either MODBLKSA or MODBLKSB. If the MODBLKS DD cards are omitted from the IMS JCL and online change for MODBLKS is disabled, this variable is blank.

acblib-name

Active IMSACB DD in the IMS JCL, that identifies the active ACBLIB library. *acblib-name* is either IMSACBA or IMSACBB.

format-name

Active FORMAT DD in the IMS JCL, that identifies the active MFS format library. *format-name* is either FORMATA or FORMATB. If this system is DBCTL, *format-name* is blank.

nnnn Modify ID number. When you initialize the MODSTAT data set, you decide what number to assign as the modify ID. Every time online change is successful, this number increments by 1. If you initialized this number to 0, the value indicates how many online changes have been successful since cold start. The modify ID is used to recover security status during an emergency restart.

This message is also issued after:

- Simple checkpoint invoked by /DBD
- Simple checkpoint invoked by /DBR
- Simple checkpoint invoked by /CHE

DFS3500W **GLOBAL STATUS FOR** *rsrctype*
 RESOURCES IS DISABLED

Explanation: The global status for database, DEDB area, or transaction resources is disabled at this IMS. *rsrctype* can be DB (database), AREA, or TRAN (transaction). Any DB, AREA, or TRAN commands that are issued with SCOPE(ALL) are treated as SCOPE(ACTIVE), and global status is not updated. If a DB or AREA command is issued as GLOBAL, global status is not updated.

System action: IMS continues restart processing.

System programmer response: No action is required.

If you want to maintain global status for commands processed from this IMS, take the following actions:

1. Cancel IMS or shut down IMS after the restart completes. After the error condition reported in the DFS3308 message is fixed, restart IMS. IMS is then synchronized with the RM status and no additional action is required.
2. Allow IMS restart to complete. Then do the following:
 - a. Correct the error condition reported in the DFS3308 message.
 - b. Issue the appropriate UPDATE IMS SET(PLEXPARM) command to enable global status at this IMS.
 - c. Issue QRY TRAN (*or* DB *or* AREA) SHOW(GLOBAL) commands to see the resources with global status.
 - d. Issue the appropriate SCOPE(ACTIVE) commands to ensure this IMS is synchronized with RM status.

Module: DFSGST20

Related information:

DFS3308E

Chapter 74. DFS messages, DFS3501W - DFS3550I

This topic contains the following messages:

DFS3501W GLOBAL STATUS NOT OBTAINED FOR *xxxx* RESOURCES ADDED WITH ONLINE CHANGE

Explanation: Online Change processing encountered an error trying to determine the global status for added transaction or database resources.

In the message text:

xxxx DB or TRAN, indicating either a database or a transaction

The added database or transaction status might be different from the status maintained in the RM resource structure.

A DFS3308 message might accompany this message, containing additional error information of any resource manager (RM) request errors and the RM return and reason codes.

System action: The databases or transactions added by the online change are available for use without the global status from RM applied.

User response: Get the global status for the added transaction and database resources by issuing a QRY TRAN SHOW(GLOBAL) or QRY DB SHOW(GLOBAL) to obtain the information from RM. You can then use an UPD TRAN or UPD DB command with SCOPE(ACTIVE) and the appropriate START or STOP to ensure that IMS is synchronized with RM global status.

Module: DFSGST40

Related information:

DFS3308E

DFS3503 Resource initialization is not complete, try the command again

Explanation: Your command cannot be completed because the resource needed has not been fully initialized.

System action: The command is rejected.

Programmer response: Try the command again.

Module: DFSICL30

DFS3511I ODBA failed to connect to ODBM for reason: *xxxxxxxxxxxx* RC=*nnnn*

Explanation: During initialization of the database

resource adapter (DRA), ODBA attempted to connect to ODBM. However, the attempt failed for one of the following reasons, which is indicated in the message after "reason":

UNABLE TO OBTAIN STORAGE

Indicates that storage could not be obtained for the DFSCDA block.

RRMS REGISTRATION FAILED

Indicates that the request to register to RRMS failed.

ODBM REGISTRATION FAILED

Indicates that the request to register to ODBM failed.

SCI REGISTRATION FAILED

Indicates that the request to register to SCI failed.

The return code *nnnn* provides additional information about the cause of the error:

- If the reason text is UNABLE TO OBTAIN STORAGE, *nnnn* is the return code from the CSLSCREG request.
- If the reason text is RRMS REGISTRATION FAILED, *nnnn* is 4 if the failure occurred because no CDA was present, or 8 if the error occurred because an invalid IMSplex name was specified.
- If the reason text is ODBM REGISTRATION FAILED, *nnnn* is the return code from the CSLSCQRY request or 8 if the CSLSCQRY request is not the cause of the failure.
- If the reason text is SCI REGISTRATION FAILED, *nnnn* is the return code from the STORAGE OBTAIN service.

System action: Initialization continues using the normal ODBA path. Transactions are sent directly to ODBA instead of being routed through ODBM.

Programmer response: No action is required.

Severity: 8

| DFS3521W CHECKPOINT IS REJECTED – DEDB ALTER IS IN PROGRESS



| **Explanation:** The checkpoint request was rejected because the DEDB Alter utility was running.

| **System action:** The /CHECKPOINT command fails.

| **Programmer response:** Enter the /CHECKPOINT command after the DEDB Alter utility ends.

| **Module:** DFSRCP00, DFSICM30

| **Related reference:**

- |  DEDB Alter utility (DBFUDA00) (Database Utilities)
- |  /CHECKPOINT command (Commands)

| **DFS3523W CA RECEIVED RC *mmmm* RSN *nnnn* FROM INIT DBRC DUE TO EXTRA LOGS IN JCL**

| **Explanation:** Change Accumulation utility module DFSUCMN0 made an Init DBRC call and received reason code 1, which indicates that there are more logs in the DFSULOG DD statement than DBRC allows.

| In the message text:

- | *mmmm* Indicates the return code that is returned from DBRC.
- | *nnnn* Indicates the reason code that is returned from DBRC.


| This condition is a result of the time that is elapsed between execution of the GENJCL.CA command and the Change Accumulation utility, during which the state of the RECON data set changed. If the two steps are run one after the other, this condition should not occur.

| **System action:** Processing terminates with RC=03.

| **Programmer response:** Rerun the GENJCL.CA command and the Change Accumulation utility in succession.

| **Module:** DFSUCMN0

| **Related reference:**

- |  Database Change Accumulation utility (DFSUCUM0) (Database Utilities)

| **DFS3527E THE OLCSTAT DATA SET NAME IS NOT SPECIFIED**

| **Explanation:** DFSUOCU0 is invoked with the &OUT parameter G, which indicates that the target library is indicated by the OLCSTAT data set. However, the OLCSTAT data set name is not specified. Either the OLCSTAT data set is not specified with the OLCSTAT DD statement or the SYSIN DD statement, or the SYSIN DD statement is specified, but the OLCSTAT data set name does not start in column 1.

| **System action:** The copy is not done, and the utility is terminated.

| **System programmer response:** Specify the OLCSTAT data set name in the SYSIN DD statement data area, starting in column 1, so that the OLCSTAT data set can be dynamically allocated.

| Alternatively, specify the OLCSTAT data set name with the OLCSTAT DD statement so that the job allocates the OLCSTAT data set.

| **Module:** DFSUOCU0

| **DFS3529 /TRACE SET ON FOR MONITOR IN PROGRESS, CANNOT PROCESS COMMAND**

| **Explanation:** The /TRACE SET OFF MONITOR command was entered before a previous /TRACE SET ON MONITOR command completed.

| **System action:** The command is ignored.

| **Operator response:** Reenter the command.

| **Programmer response:** If commands are entered through an automation program, change the program to increase the time between the /TRACE SET ON MONITOR command and the /TRACE SET OFF MONITOR command.

| **Module:** DFSICLN4

| **DFS3531E MAXIMUM NUMBER OF OTMA TMEMBERS REACHED. NO NEW TMEMBERS CAN BE CREATED**

| **Explanation:** IMS OTMA has reached the maximum number of TMEMBERS and will not allow any more to join.

| **System action:** New client bid requests will be rejected with OTMA NAK X'0007'. IMS transactions on shared queues back-end systems that require a new TMEMBER will be rejected with abend U0367.

| **System programmer response:** OTMA TMEMBERS are rebuilt across IMS warm and emergency restarts. It requires an IMS cold start to reset the OTMA TMEMBERS. Until then, route requests that require a new TMEMBER to other IMS systems.

| **Module:** DFSYMOM0

| **DFS3542I THE NAME OPERAND IS OMITTED OR INVALID ON THE FOLLOWING MSPLINK STATEMENT(S): STATEMENT NOS - *nnn*,...**

| **Explanation:** One of the following occurred on each statement indicated by *nnn*:

- The NAME keyword parameter was specified but TYPE=VTAM was not indicated.
- The NAME keyword parameter was not specified by TYPE=VTAM was indicated.
- More than one NAME operand was specified.
- The operand did not begin with an alphabetic character or contained more than 8 alphanumeric characters.

| **System action:** The NAME parameter is ignored on the indicated statement, and processing continues.

| **Programmer response:** Specify the NAME parameter with TYPE=VTAM or, if specified, ensure that it begins

with an alphabetic character and contains no more than 8 alphanumeric characters.

Severity: 8

DFS3544I **DUPLICATE VTAM NODE NAMES ARE SPECIFIED ON THE FOLLOWING MSPLINK STATEMENTS: NAME - name1 STATEMENT NOS - nnn,... NAME - name2 STATEMENT NOS - nnn,...**

Explanation: The remote system VTAM node name indicated by *namex* was specified on multiple MSPLINK macros on statements *nnn*.

System action: Processing continues.

Programmer response: Correct VTAM node name specifications on indicated MSPLINK statements to remove duplicates.

Severity: 8

DFS3547E **UNABLE TO LOAD ALTERED DEFINITIONS FOR DATABASE db_name, RSN=rsn**

Explanation: In an attempt to satisfy a request to access a database that is currently being altered, IMS was unable to load the data management block (DMB) that contains the new structure of the database from the ACB staging library.

In the message text:

rsn The reason code that identifies the cause of the load error. See the list below for an explanation of each reason code.

Possible cause: The possible cause is indicated by the reason code included in the message text. The possible causes include:

- 1 Dynamic allocation of the staging ACB library failed. See message DFS2503W for more information.
- 2 Dynamic deallocation of the staging ACB library failed. See message DFS2503W for more information.
- 3 The staging ACB library failed to open. See DFS0730I for more information.
- 4 An I/O error occurred while attempting to load from the staging ACB library. Check the volume where the data set is located.
- 5 The requested DMB was not found in the staging ACB library or the staging ACB library is empty. Ensure that the staging ACB library contains the ACB member for the database identified in the message text.
- 6 An error occurred while reading the requested

DMB from the staging ACB library. Check the volume where the data set is located.

- 7 An error occurred while resolving the DMB in memory. The DMB loaded from the staging ACB library is not in the expected format. Try regenerating the ACB member by using an IMS Version 13 or later system.

- 8 Unable to obtain storage. This is probably an internal error.

- 9 The requested member does not appear to be defined to IMS. This is probably an internal error.

- 10 Internal parameter list error occurred. This is probably an internal error.

System action: The DMB for the altered database is not loaded. The database authorization attempt fails. IMS issues DFS047A.

System programmer response: Look up the reason code in the preceding list to determine the cause of the error. Check for any z/OS messages that indicate the cause of the failure.

Ensure that the necessary members are in the staging ACB library. Ensure the staging ACB library is accessible to IMS and included in the MDA member.

If the problem persists, call IBM Software Support.

Problem determination: 1, 9, 18, 19, 36, 40.

Module: DFS5OP00

Related information:

“DFS047A” on page 31

“DFS2503W” on page 537

“DFS0730I” on page 193

Chapter 2, “IMS problem determination,” on page 13

DFS3549E **DB VERSIONING ERROR: RS=rsnc PST=pstno PSB=psbname DB=dbname VERSN=vernum SEGM=segmname**

or

DB VERSIONING ERROR: RS=rsnc PST=pstno PSB=psbname DB=dbname VERSN=vernum SEGM=segmname FIELD=fld_name

Explanation: An application program attempted to access a prior version of a High Availability Large Database (HALDB), but IMS cannot build the internal blocks that are required to access prior versions of the database, because the latest version of the database contains a change in the database definition (DBD) that is not supported by database versioning.

Application programs cannot access any prior version of the database, unless the application programs are

DFS3549E

| changed or the unsupported change is removed from
| the database.

| In the message text:

| *dbname* The name of the database that contains the
| unsupported change.

| *fld_name*
| The name of the field that contains the
| unsupported change.

| *psbname*
| The name of the PSB that specifies that
| database and version that the application
| program is trying to access.

| *pstno* The PST number relative to zero.

| *rsnc* The reason code that identifies the DBD
| change that is not supported by the ALTER
| option. See the following list of reason codes
| for an explanation of each code.

| *segmname*
| The name of the segment that contains the
| unsupported change.

| *vernum* The version number of the database version
| that the application program was trying to
| access.

| Reason code

| Unsupported change

- | **3** The exit routine changed.
- | **4** The number of segments changed.
- | **9** The segment was changed from fixed length to
| variable length or vice versa.
- | **10** The insert rule changed.
- | **11** The delete rule changed.
- | **12** The segment code changed
- | **14** A secondary index was added or changed. Either
| the SRCH operand, the SUBSEQ operand, or the
| DDATA operand references the newly added fields.
- | **16** The name of the segment was changed, or a field
| in the segment was either deleted or moved to
| another segment.
- | **17** The key length of the field changed.
- | **18** The field length changed.
- | **19** The value of the TYPE keyword on the FIELD
| statement changed.
- | **22** The segment length is truncated.
- | **23** Either the length of a fixed-length segment that is
| involved in a logical relationship changed
| (excluding secondary index) or the minimum or
| maximum length of a variable-length segment
| changed.

| **System action:** IMS cannot build the internal blocks
| that are required to provide access to prior versions of
| the database. Only the most recent version of the
| database can be accessed.

| IMS returns a status code to the application program or
| the application code abends.


| **System programmer response:** Determine whether
| you need to keep the changes in the database or
| remove them.

| Keeping the changes requires all application programs
| to be modified to access the new database structure.
| The prior versions of the database cannot be accessed
| anymore.

| Removing the changes allows you to enable database
| versioning. However, if the database was updated since
| the changes were made, you must recover the physical
| database to the prior version. Any updates to the
| database that were made by application programs that
| used the current version of the database are lost.

| **Module:** DFS5DBB0

| Related concepts:

|  Database modifications supported by database
| versioning (Database Administration)

| Related information:

| Chapter 2, "IMS problem determination," on page 13

Chapter 75. DFS messages, DFS3551E - DFS3600I

This topic contains the following messages:

<p>DFS3553E AN ISC TCPIP SESSION FAILED TO INITIATE - NODE = <i>nodename</i> USER = <i>username</i> RSNCD=<i>nnn</i></p> <p>Explanation: An ISC TCP/IP session failed to start. The request to start the session might have originated in IMS or in a remote session partner, such as a CICS subsystem.</p> <p>In the message text:</p> <p><i>nodename</i></p> <p>The node name used in the request to start the ISC TCP/IP session.</p> <p>For requests that originate from IMS, the node name displayed in the message text might be provided by a Logon exit routine (DFSLGNX0), a logon descriptor, the NODE keyword in an /OPNDST command, or by the NAME keyword in a TERMINAL system definition macro.</p> <p>For requests that originate from the session partner, the node name displayed in the message text is provided by the session partner.</p> <p><i>username</i></p> <p>The user name associated with the session initiation request.</p> <p><i>nnn</i></p> <p>The reason code that describes the possible cause of the failure. The possible codes and their meanings include:</p> <p>003 IMS data communications processing has not been started. Issue the /START DC command and attempt to initiate the session again.</p> <p>004 An SOPB storage request failed for a newly created IMS terminal control block. This error is an internal error. Collect the documentation indicated in the problem determination section and contact IBM Software Support for assistance.</p> <p>005 An installation-supplied Logon exit routine (DFSLGNX0) specifies both AUTOSIGN and NOAUTSGN for a static ISC TCP/IP terminal. The AUTOSIGN and NOAUTSGN values are mutually exclusive.</p> <p>007 The session partner attempted to start an ISC TCP/IP session with a</p>	<p>terminal that is not statically defined to IMS and ETO is not enabled in this IMS system. Either statically define a terminal by coding the TYPE and TERMINAL system definition macros and the ISCTCPIP keyword in the DFSDCxxx PROCLIB member, or enable ETO dynamic terminals by specifying ETO=Y in the IMS or DCC startup procedure and coding an ETO logon descriptor for the terminal.</p> <p>009 The system latch cannot be obtained. This error is an internal error. Collect the documentation indicated in the problem determination section and contact IBM Software Support for assistance.</p> <p>010 An installation-supplied Logon exit routine (DFSLGNX0) rejected the logon attempt of a request to start an ISC TCP/IP session. Review the code of the DFSLGNX0 exit routine to determine why the logon attempt was rejected.</p> <p>011 No logon descriptor was found.</p> <p>012 An IMS terminal control block cannot be obtained. This error is an internal error. Collect the documentation indicated in the problem determination section and contact IBM Software Support for assistance.</p> <p>013 The internal dispatcher prefix block cannot be located. This error is an internal error. Collect the documentation indicated in the problem determination section and contact IBM Software Support for assistance.</p> <p>014 IMS failed to hash the IMS terminal control block. This error is an internal error. Collect the documentation indicated in the problem determination section and contact IBM Software Support for assistance.</p> <p>015 The session partner attempted to start an ISC TCP/IP session with a node that does not support ISC TCP/IP.</p> <p>016 The ISC TCP/IP node is stopped.</p>
---	--

DFS3555E

- 017 A /CLSDST command was issued to disconnect the target node.
- 018 A TCPWORK storage request failed for a newly created IMS terminal control block. This error is an internal error. Collect the documentation indicated in the problem determination section and contact IBM Software Support for assistance.
- 019 A TCPWORK storage request failed for an existing IMS terminal control block. This error is an internal error. Collect the documentation indicated in the problem determination section and contact IBM Software Support for assistance.
- 022 The request to start a session specified a node name that has one or more existing sessions. The logon descriptor specified in this request is different from the logon descriptor in use by the existing sessions that are active with this node. Change the logon descriptor that is used in the request to start a session or specify a different node name. To see the logon descriptor that is currently in use by this node, use the QUERY NODE command.

System action: IMS continues processing.

System programmer response: Find the reason code that was displayed in the message text in the preceding list for an explanation of the possible cause of the error and what actions you can take.


Problem determination: 1, 5, 6, 14, 36

Module: DFSTCPS0

Related tasks:

 ISC support for TCP/IP (Communications and Connections)

Related reference:

 QUERY NODE command (Commands)

Related information:

Chapter 2, "IMS problem determination," on page 13

DFS3555E AN INTERNAL ISC TCPIP ERROR WAS DETECTED - NODE = *nodename* USER = *username* RSNCD=*nnn*

Explanation: An ISC TCP/IP session failed.

In the message text:

nodename

The node name of the ISC TCP/IP session.

For sessions that are initiated from IMS, the node name displayed in the message text might be provided by a Logon exit routine (DFSLGNX0), a logon descriptor, the NODE keyword in an /OPNDST command, or by the NAME keyword in a TERMINAL system definition macro.

For sessions that initiated from the session partner, the node name displayed in the message text is provided by the session partner.

username

The user name associated with the session.

nnn

The reason code that describes the possible cause of the failure. The possible codes and their meanings include:

- 001 An invalid message was received from the remote system. This error is an internal error encountered by IMS or the session partner. Collect the documentation indicated in the problem determination section and contact IBM Software Support for assistance.
- 002 The IPIC request segment IS-06 was not found in the input message received from the remote system. This error is an internal error. Collect the documentation indicated in the problem determination section and contact IBM Software Support for assistance.
- 008 A destination IMS terminal control block cannot be found. Either the target terminal is not statically defined or its dynamic terminal control block does not exist.
- 021 IMS received a negative response from either IMS Connect or the session partner.

System action: IMS continues processing.

System programmer response: Find the reason code that was displayed in the message text in the preceding list for an explanation of the possible cause of the error and what actions you can take.


Problem determination: 1, 5, 6, 14, 36

Module: DFSTCPS0

Related tasks:

 ISC support for TCP/IP (Communications and Connections)

Related reference:

 QUERY NODE command (Commands)

Related information:

Chapter 2, "IMS problem determination," on page 13

**DFS3561E INSUFFICIENT STORAGE ABOVE 16
MEG FOR PSB xxxxxxxx.**

Explanation: The block builder was unable to obtain sufficient storage above 16 MB to build the required PSB control block. In the message text, xxxxxxxx identifies the PSB block.

System action: IMS terminates abnormally.

Programmer response: Increase the region or partition size, and run the program again.

**DFS3565E INSUFFICIENT STORAGE ABOVE 16
MEG FOR DBD xxxxxxxx.**

Explanation: The block builder was unable to obtain sufficient storage above 16 MB to build the required DBD control block. In the message text, xxxxxxxx identifies the DBD block.

System action: IMS terminates abnormally.

Programmer response: Increase the region or partition size, and run the program again.

**DFS3571A THE OPCODE ON THE FOLLOWING
STATEMENT IS INVALID.**

Explanation: An OPCODE that exceeded eight characters was found.

System action: Names checking continues, but the Stage 2 input is not generated.

Programmer response: Correct the OPCODE in error and re-execute the preprocessor.

Severity: 8

**DFS3573A MISSING PARM FIELD ERROR
DETECTED.**

Explanation: One of the input parameters was missing from the DFSLGD00 utility JCL.

System action: Processing terminates with return code 8.

Programmer response: Correct the proper parameter and rerun the job.

Severity: 8

DFS3576A OPEN ERROR FOR DDNAME xxxxxxxx

Explanation: An open error occurred in module DFSLGD00.

System action: Processing terminates with return code 12.

Programmer response: Correct the DDNAME in error and rerun the job.

Severity: 12

**DFS3578A OPEN ERROR FOR DDNAME = ddname
RETURN CODE = 12**

Explanation: An attempt to open a BPAM data set failed. Return code 12 is a Sort/Split utility return code, not a return code from OPEN.

System action: The utility function was terminated.

Programmer response: See *Data Administration: Macro Instruction Reference for MVS/DFP* (SC26-4506).

**DFS3579I USER EXIT2 REQUEST = 90 FROM
DFSS060. INPUT IS NOT IN
STANDARD FORMAT, END
STATEMENT MISSING. RESOURCE
TYPE = resource type.**

Explanation: Return code 90 signals the SORT/SPLIT utility to process the current user resource type as a standard resource. In this case, the exit routine is not called for the remainder of the current user resource type. This message warns you that the END statement is missing, which might cause compiler errors after the Sort/Split utility completes. A report is generated.

System action: The SORT/SPLIT utility generates return code 02. Processing continues.

Programmer response: If a compiler error occurs, you must add an END statement either through the initial input to Stage 1 or through exit routine 2. If you add the END statement through the exit routine, you must also put it at the end of each member.

**DFS3580A READ ERROR IN RESOURCE
INFORMATION FILE. MEMBER NAME
= member name RETURN CODE = 12**

Explanation: A read error in the resource information file (RIFL) is caused by the one of the following:

- The record was not found.
- An I/O error occurred.
- The first record is not the RIFL record.

A report is not generated. Return code 12 is a Sort/Split utility return code, not an I/O return code.

System action: The utility function was terminated.

Programmer response: Review the RIFL to ensure that the first record is the RIFL record and that it contains the number of resource types found in the RIFL. For more information, see *Data Administration: Macro Instruction Reference for MVS/DFP*.

**DFS3581A READ ERROR. MEMBER NAME =
member name RETURN CODE = 12**

Explanation: An I/O error occurred during the read of a block from an input member. Return code 12 is a Sort/Split utility return code, not an I/O return code.

System action: Processing is terminated.

Programmer response: See the *Data Administration: Macro Instruction Reference for MVS/DFP*.

DFS3581W READ ERROR. MEMBER NAME =
member name **RETURN CODE = 04**

Explanation: Premature end of file. One of the following conditions occurred. End of file was reached while reading the first block of a member; there were no more blocks to read, but the record count in the Resource Information File has not yet been met; a complete multi-record resource has not been read.

Return code 04 is a Sort/Split utility return code, not an I/O return code.

System action: Stop processing this resource type. The Sort/Split utility does not sort or write any further resource types. However, the utility continues to read the resource types and verify the read counts. A report is generated.

Programmer response: Determine if the resource read count in the RIFL is correct. Verify the input resource record count and determine if records are missing or the count is wrong.

DFS3582W WRITE ERROR. MEMBER NAME =
member name **RETURN CODE = 04**

Explanation: An I/O error occurred while attempting to write a block.

Return code 04 is a Sort/Split utility return code, not an I/O return code.

System action: Stop processing this resource type. The Sort/Split utility does not sort or write any further resource types. However, the utility continues to read the resource types and verify the read counts. A report is generated.

Programmer response: See *Data Administration: Macro Instruction Reference for MVS/DFP* for more information.

DFS3583A GETMAIN FAILED. STORAGE
REQUESTED = *bytes of storage*
STORAGE ALREADY GETMAINED
location of storage 16M LINE =
accumulated bytes of storage **RETURN**
CODE = 12

Explanation: The amount of storage already obtained by GETMAIN plus the amount requested exceeds the total storage available. A report is generated. Return code 12 is a Sort/Split utility return code, not a return code from GETMAIN.

System action: The utility function was terminated.

Programmer response: Increase the region size and re-execute the utility function.

DFS3584A FIND ERROR. MEMBER NAME =
member name **RETURN CODE = 12**

Explanation: The resource information file (RIFL) member was not found. Return code 12 is a Sort/Split utility return code, not a return code from FIND.

System action: The utility function was terminated.

Programmer response: Ensure that the member name, including the suffix of the RIFL member name, is correct in Stage 1.

DFS3584W FIND ERROR. MEMBER NAME =
member name **RETURN CODE = 04**

Explanation: A member for a resource type was not found. Return code 04 is a Sort/Split utility return code, not a return code from FIND.

System action: Stop processing this resource type. The Sort/Split utility does not sort or write any further resource types. However, the utility continues to read the resource types and verify the read counts. A report is generated.

Programmer response: Ensure that the correct number of members, and member names, are generated by Stage 1.

DFS3585I STOW DELETE FAILED. MEMBER
NAME = *member name* **RETURN CODE**
= 02

Explanation: STOW DELETE failed while deleting a user resource type member from the input data set as a clean-up procedure. Return code 02 is a Sort/Split utility return code, not a return code from STOW.

System action: The utility function continues.

Programmer response: No action is required.

DFS3585W STOW stow function FAILED. MEMBER
NAME = *member name* **RETURN CODE**
= 04

Explanation: One of the following problems occurred:

- STOW ADD return code is greater than 4.
- A return code greater than 8 was returned from a STOW REPLACE after a STOW ADD returned a return code of 4.
- STOW REPLACE return code is greater than 8.
- STOW DELETE return code is greater than 8.

Return Code 04 is a Sort/Split utility return code, not a return code from STOW.

System action: Stop processing this resource type. The Sort/Split utility does not sort nor write any further resource types. However, the utility continues to read the resource types and verify the read counts. A report is generated.

Programmer response: See *Data Administration: Macro Instruction Reference for MVS/DFP*.

DFS3586W SORT ERROR. RESOURCE TYPE =
resource type RETURN CODE = 04

Explanation: The count passed to DFSS030 was either greater than the maximum allowable or less than the minimum allowable. Return code 04 is from the Sort/Split utility.

System action: Stop processing this resource type. The Sort/Split utility does not sort nor write any further resource types. However, the utility continues to read the resource types and verify the read counts. A report is generated.

Programmer response: Rerun the Stage 2 from beginning. If the problem persists, then rerun Stage 1 from the beginning.

DFS3587I MEMBER ALREADY EXISTS AND
WAS REPLACED. MEMBER NAME =
member name.

Explanation: This message is issued during a cleanup procedure. Return code 02 is from the Sort/Split utility.

System action: Processing continues.

Programmer response: No action is required.

DFS3588W EXPECTED *record type* RECORD NOT
FOUND AT *input* RECORD LOCATION
resource read count RESOURCE TYPE =
resource type RETURN CODE = 04

Explanation: A record type of CSECT, GEN, END, or LAST was not found where expected in the input file.

Return code 04 is from the Sort/Split utility.

System action: Stops processing this resource type. The Sort/Split utility does not sort or write any further resource types. However, the utility continues to read the resource types and verify the read counts. A report is generated.

Programmer response: Ensure that the record specified is in the correct location in the input file during Stage 1. Stage 1 might have passed an incorrect count, whereby the number of records is either greater or less than the actual count.

DFS3589A INVALID RESOURCE TYPE FROM
RESOURCE INFORMATION FILE.
RESOURCE TYPE = *resource type*
RETURN CODE = 12

Explanation: An unrecognized resource type was passed by Stage 1. Return code 12 is from the Sort/Split utility.

System action: The utility function was terminated.

Programmer response: Ensure that the resource types passed to Sort/Split utility conform with guidelines.

DFS3590A INVALID COUNT(S) FROM
RESOURCE INFORMATION FILE.
RESOURCE TYPE = *resource type*
RETURN CODE 12

Explanation: A problem was encountered with a resource information file. One or more of the following strings shown in the message indicate what was incorrect:

- RECORD COUNT: Count is not greater than zero.
- RECORDS PER RESOURCE: Count is less than one or greater than nine.
- MEMBER COUNT: Count is less than one or greater than nine.
- SPLIT COUNT: Count is not greater than zero.

Return code 12 is from the Sort/Split utility.

System action: The utility function was terminated.

Programmer response: Ensure that the input counts are within the guidelines.

DFS3591W INVALID RETURN CODE URC = *user*
exit return code FROM *user exit module*.
RESOURCE TYPE = *resource type*
RETURN CODE = 04

Explanation: DFSS050 or DFSS060 issued a return code that was not in the guidelines. Return code 04 is from the Sort/Split utility.

System action: Stop processing this resource type. The Sort/Split utility does not sort nor write any further resource types. However, the utility continues to read the resource types and verify the read counts. The exit routines are not called for this job. A report is generated.

Programmer response: Ensure that only those return codes allowed from the exit routines are used.

DFS3592A THE RECFM FOR DDNAME=*ddname* IS
NOT F OR FB RETURN CODE=12

Explanation: The LGENIN and LGENOUT data sets must have a DCB parameter of RECFM=F or RECFM=FB.

System action: The utility function was terminated.

Programmer response: Redefine the indicated data set with a RECFM=F or RECFM=FB.

Severity: 12

DFS3594E AN ISC CSLSCMSG REQUEST FAILED, *active_process*, **RETCODE = rc,** **RSNCODE = rsn,** **LOSTSESS = cause,** **MODULE =mod_name ,** **NODE = nodename ,** **USER = username**

Explanation: SCI returned a non-zero return code or reason code to IMS in response to a CSLSCMSG request for services for an ISC TCP/IP parallel session. The terminal session is terminated.

In the message text:
active_process

The ISC process that was active when the error occurred. Possible values include:

SENDMSG

When SCI encountered the error, ISC was attempting to send an ISC message to a remote CICS system by way of the parallel session identified in the message text.

SESSTERM

When SCI encountered the error, ISC was attempting to notify IMS Connect and the remote CICS subsystem that the terminal session was terminated.

SESSINIT

When SCI encountered the error, ISC was attempting to notify IMS Connect and the remote CICS system of the session initiation of the parallel session terminal identified in the message text.

UNKNOWN

Displayed when the error occurred during an unidentifiable ISC process. The troubleshooting and recovery procedure is the same as for the regular active process types.

cause The cause of a lost session, as reported either by SCI through the CSL SCI Notify Client exit routine or by IMS.

The possible values include:

ICONABE

The local IMS Connect instance terminated unexpectedly.

ICONSTOP

The local IMS Connect instance was shut down.

NONE Neither IMS nor the CSL SCI Notify Client exit routine recorded a cause for the lost session.

SCIABE

The SCI instance that is managing communications between IMS and the local IMS Connect instance terminated unexpectedly.

SCISTOP

The SCI instance that is managing

communications between IMS and the local IMS Connect instance was shut down.

username

The name of the affected user.

mod_name

The name of the module that detected the error.

nodename

The name of the affected parallel session..

rc

The CSLSCMSG return code issued by SCI.

rsn

The CSLSCMSG reason code issued by SCI.

Possible cause: The cause of this message is identified by the SCI return and reason codes and possibly by the value that is displayed in the LOSTSESS field in the message text.


System action: The terminal session is terminated. IMS processing continues.

System programmer response: Determine the cause of the error from the RETCODE, RSNCODE, and LOSTSESS values. The problem could be in either the local or remote IMSplex network. Look up the return and reason codes for the CSLSCMSG request. Check for other messages from SCI, IMS Connect, or TCP/IP that might help with the diagnosis. Collect the X'6701' error records from the IMS log.

Problem determination: 1, 5, 6, 14, 36

Module: DFSCTER0

Related reference:

 **CSLSCMSG: send message request** (System Programming APIs)

Related information:

Chapter 2, "IMS problem determination," on page 13

DFS3595E IMS CONNECT ERROR MESSAGE RECEIVED, *active_process*, **RETCODE = rc,** **RSNCODE = rsn,** **LOSTSESS = cause,** **MODULE =mod_name,** **NODE = nodename,** **USER = username**

Explanation: IMS Connect detected an error while processing a request or message from ISC and returned a non-zero return or reason code to IMS. The error message is returned to the local IMS system that issued the request or message.

In the message text:

active_process

The ISC process that was active when the error occurred. Possible values include:

SENDMSG

When IMS Connect encountered the error, ISC was attempting to send an ISC message to a remote CICS system by way of the parallel session identified in the message text.

SESSTERM

When IMS Connect encountered the error, ISC was attempting to notify IMS Connect and the remote CICS system that the terminal session was terminated.

SESSINIT

When IMS Connect encountered the error, ISC was attempting to notify IMS Connect and the remote CICS system of the session initiation of the parallel session terminal identified in the message text.

UNKNOWN

Displayed when the error occurred during an unidentifiable ISC process. The troubleshooting and recovery procedure is the same as for the regular active process types.

cause The cause of a lost session, as reported either by SCI through the CSL SCI Notify Client exit routine or by IMS. The possible values include:

ICONABE

The local IMS Connect instance terminated unexpectedly.

ICONSTOP

The local IMS Connect instance was shut down.

NONE Neither IMS nor the CSL SCI Notify Client exit routine recorded a cause for the lost session.

SCIABE

The local SCI instance that is managing communications between the local IMS system and the local IMS Connect instance terminated unexpectedly.

SCISTOP

The local SCI instance that is managing communications between the local IMS system and the local IMS Connect instance was shut down.

mod_name The name of the module that detected the error.

nodename The name of the affected parallel session terminal.

rc The return code issued by IMS Connect. Some of the return codes that are more likely to be returned by IMS Connect are documented in the following table. All of the IMS Connect return and reason codes are documented in the HWSHRR macro.

rsn The reason code issued by IMS Connect. Some of the reason codes that are more likely to be returned by IMS Connect are documented in the following table. All of the IMS Connect return and reason codes are documented in the HWSHRR macro.

Possible cause: The cause for this message can be determined by reviewing the return and reason codes and the value of LOSTSESS.

The following table lists some of the more likely return and reason codes that IMS Connect might return to IMS. The explanations of any IMS Connect return and reason codes that are not in the following table can be found in the IMS Connect HWSHRR macro.

Table 19. Common IMS Connect return and reason codes for message DFS3595E

Return code	Reason code	Meaning
X'0C00001C'	X'0000700C'	A message could not be sent to CICS. Usually message HWSG4040W or HWSG4080W is also issued.
X'0C00001C'	X'00007020'	The ISC datastore in IMS Connect has been stopped. Use UPDATE IMSCON TYPE(ISC) START(COMM) to start it.
X'0C00001C'	X'00007030'	The ISC datastore in IMS Connect has been stopped. Use UPDATE IMSCON TYPE(ISC) START(COMM) to start it.
X'0C00001C'	X'00007040'	The ISC datastore in IMS Connect has been stopped. Use UPDATE IMSCON TYPE(ISC) START(COMM) to start it.
X'0C00001C'	X'00007060'	The ISC datastore in IMS Connect cannot be found. Check the ISC statement in the IMS Connect configuration.
X'0C00001C'	X'00007084'	The ISC datastore in IMS Connect has been stopped. Use UPDATE IMSCON TYPE(ISC) START(COMM) to start it.

System action: The parallel session is terminated. IMS processing continues.

System programmer response: Determine the cause of the error from the RETCODE, RSNCODE, and LOSTSESS values. The problem could be in the IMSplex network. Check for other messages from SCI, the IMS Connect instances, or TCP/IP that might help with the diagnosis. Collect the X'6701' error records from the IMS log.

Problem determination: 1, 5, 6, 14, 36

Module: DFSCTER0

Related reference:

 HWS messages (IMS Connect) (Messages and Codes)

Related information:

Chapter 2, "IMS problem determination," on page 13

DFS3596E **ISC TCPIP DETECTED AN ERROR,**
active_process, **RETCODE = rc,**
RSNCODE = rsn, LOSTSESS = cause,
MODULE =mod_name, NODE =
nodename, USER = username

Explanation: The ISC TCP/IP device dependent module (DDM) detected an error while processing a message or request associated with the ISC logical link identified in the message text.

In the message text:

active_process

The ISC process that was active when the error occurred. Possible values include:

SENDACK

When ISC TCP/IP encountered the error, ISC was attempting to send an ISC ACK/NACK message to a remote CICS system by way of the parallel session identified in the message text by the *nodename* and *username* values.

SENDMSG

When ISC TCP/IP encountered the error, ISC was attempting to send an ISC message to a remote CICS system by way of the parallel session identified in the message text by the *nodename* and *username* values.

SESSTERM

When ISC TCP/IP encountered the error, ISC was attempting to notify IMS Connect and the remote CICS system that the terminal session was terminated. The session is identified in the message text by the *nodename* and *username* values.

SESSINIT

When ISC TCP/IP encountered the error, ISC was attempting to notify IMS Connect and the remote CICS system of the session initiation of the ISC TCP/IP parallel session identified in the message text by the *nodename* and *username* values.

UNKNOWN

Displayed when the error occurred during an unidentifiable ISC process. The troubleshooting and recovery procedure is the same as for the regular active process types.

cause The cause of a lost session, as reported either by SCI through the CSL SCI Notify Client exit routine or by IMS.

The possible values include:

ICONABE

The local IMS Connect instance terminated unexpectedly.

ICONSTOP

The local IMS Connect instance was shut down.

NONE Neither IMS nor the CSL SCI Notify Client exit routine recorded a cause for the lost session.

SCIABE

The SCI instance that is managing communications between the local IMS system and the local IMS Connect instance terminated unexpectedly.

SCISTOP

The SCI instance that is managing communications between the local IMS system and the local IMS Connect instance was shut down.

nodename

The name of the affected parallel session terminal.

mod_name

The name of the module that detected the error.

rc

The return code issued by the ISC device dependent module (DDM). The ISC DDM return and reason codes that are associated with this message are documented in the following table.

rsn

The reason code issued by the ISC DDM. The ISC DDM return and reason codes that are associated with this message are documented in the following table.

username

The name of the affected user.

Possible cause: The possible cause is indicated by the return and reason codes included in the message text and described in the following table.

The return and reason codes are also listed in the TCPWORK DSECT in the LU6WA macro in the IMS.SDFSMAC data set.

Table 20. IMS ISC DDM return and reson codes for message DFS3596E

Return code	Reason code	Meaning
X'00000004'	X'00000004'	DFSPPOOL GET storage error. (DFSCT7B0)

Table 20. IMS ISC DDM return and reson codes for message DFS3596E (continued)

Return code	Reason code	Meaning
X'00000004'	X'00000064', X'00000068', X'00000070', X'0000009C', X'000000C8', X'000000D0', X'000000D4', X'000000DC', X'000000E0', X'000000EC', X'000000F0', X'00000104'	IMS detects an error during a session initiation. Refer to the reason codes for DFS3649A for more information. (DFSC7B0)
X'00000004'	Sense code X'08640001' from IS07 IPIC request	IMS receives a sense code of DEALLOCATE_ABEND_SVC for an output message that is being sent. The output message is dequeued. (DFSC2A0)
X'00000008'	Other sense code from IS07 IPIC request	IMS receives a sense code other than the DEALLOCATE_ABEND_SVC for an output message that is being sent. The output message is washed back on the message queues and the session is terminated. (DFSC2A0)
X'00000008'	X'00000000'	An error occurs when IMS attempts to send a response for an input message that is being received. The session is terminated. (DFSC3B0)
X'0000000C'	X'00000004'	DFSPPOOL GET storage error. (DFSC7F0)
X'00000014'	X'00000004'	DFSPPOOL GET storage error. (DFSC7C0)
X'00000216'	X'00000000'	IMS detects a security specification in the IS02 CAPEX response message from CICS. (DFSC7B0)

Table 20. IMS ISC DDM return and reson codes for message DFS3596E (continued)

Return code	Reason code	Meaning
X'0000xxyy'	X'00000000'	IMS detects non-zeroed values of response and reason in the IS02 CAPEX response message from CICS. (DFSC7B0)
Where:		
xx	Response from IS02 CAPEX message	
yy	Reason from IS02 CAPEX message	

System action: The parallel session is terminated. IMS processing continues.

System programmer response: Determine the cause of the error from the RETCODE, RSNCODE, and LOSTSESS values. The module identified in the message text is where the error occurred. Check for other messages from SCI, IMS Connect, or TCP/IP to help with the diagnosis. Collect the X'6701' error records from the IMS log.

After the cause of the error is corrected, restart the link.

Problem determination: 1, 5, 6, 14, 36.

Module: DFSTCERO

Related information:

Chapter 2, "IMS problem determination," on page 13

DFS3597E **ISC DETECTED AN INTERNAL LOGIC ERROR**, *active_process*, **RETCODE = rc**, **RSNCODE = rsn**, **LOSTSESS = cause**, **MODULE = mod_name**, **NODE = nodename**, **USER = username**

Explanation: An ISC device dependent module (DDM) detected an internal logic error.

In the message text:

active_process

The ISC process that was active when the error occurred. Possible values include:

SENDMSG

When ISC encountered the error, ISC was attempting to send an ISC message to a remote CICS system by way of the parallel session that is identified in the message text by the *nodename* and *username* values.

SESSTERM

When ISC encountered the error, ISC was attempting to notify IMS Connect and the remote CICS system that the parallel session was terminated. The

parallel session is identified in the message text by the *nodename* and *username* values.

SESSINIT

When ISC encountered the error, ISC was attempting to notify IMS Connect and the remote CICS system of the initiation of the parallel session that is identified in the message text by the *nodename* and *username* values.

UNKNOWN

Displayed when the error occurred during an unidentifiable ISC process. The troubleshooting and recovery procedure is the same as for the regular active process types.

cause The cause of a lost session, as reported either by SCI through the CSL SCI Notify Client exit routine or by IMS.

The possible values include:

ICONABE

The local IMS Connect instance terminated unexpectedly.

ICONSTOP

The local IMS Connect instance was shut down.

NONE Neither IMS nor the CSL SCI Notify Client exit routine recorded a cause for the lost session.

SCIABE

The local SCI instance that is managing communications between the local IMS system and the local IMS Connect instance terminated unexpectedly.

SCISTOP

The local SCI instance that is managing communications between the local IMS system and the local IMS Connect instance was shut down.

mod_name

The name of the module that detected the error.

nodename

The name of the affected ISC TCP/IP parallel session terminal.

rc

The return code issued by the ISC DDM. The ISC DDM return and reason codes that are associated with this message are documented in the following table.

rsn

The reason code issued by the ISC DDM. The ISC DDM return and reason codes that are associated with this message are documented in the following table.

username

The name of the user associated with the affected ISC TCP/IP parallel session terminal.

Possible cause: The possible cause is indicated by the return and reason codes included in the message text.

IMS ISC device dependent module return and reason codes for message DFS3597E

The following return and reason codes are also listed in the TCPWORK DSECT in the LU6WA macro in the IMS.SDFSMAC data set.

Return code	Reason code	Meaning
DFSPPOOL RC	X'00000004'	DFSPPOOL GET storage error
DFSPPOOL RC	X'00000008'	DFSPPOOL release storage error
CELL POOL RC	X'0000000C'	CELL pool (CPOOL) get error
CELL POOL RC	X'00000010'	CELL pool (CPOOL) free error
	X'00000014'	Invalid post code or post condition detected
	X'00000018'	Invalid AWE detected
	X'0000001C'	Invalid ISC directive (DFSMSDIR) detected
	X'00000020'	Invalid buffer header control block (BUFMSHDR) detected
	X'00000024'	Invalid message control block (BUFMSCB) detected
	X'00000028'	Immediate shutdown request received from partner IMS
	X'0000002C'	Invalid or unexpected ISC Link (MSLINK) status detected
	X'00000030'	Unexpected bracket initiation stop (BIS) message received
	X'00000034'	Unexpected error message control block (BUFMSCB) received
	X'00000038'	Invalid restart message control block (BUFMSCB) received
	X'0000003C'	Invalid shutdown message control block (BUFMSCB) received
	X'00000040'	Unexpected return code received from internal routine
	X'00000044'	SCIWORK area error
	X'00000048'	Queue error detected (CTB5QERR set)

Return code	Reason code	Meaning
	X'0000004C'	Queue buffer chaining error detected
	X'00000050'	AWE chaining error detected
	X'00000054'	Output edit error
	X'00000058'	Input edit error
QMGR RC	X'0000005C'	Unexpected return code from the message queue manager
	X'00000060'	DFSMGPL macro error, message prefix bad
	X'00000064'	Invalid response MSCB (BUFMSCB) received
	X'00000068'	Invalid internal condition detected
	X'0000006C'	Internal control block error
	X'0000007C'	LXB (Link extension block) was posted by the SCI MSG exit, DFSSXIN0, but the LXBTCLBP was zero. This problem should not occur.
	X'000000FC'	Undetermined error

System action: The parallel session is terminated. IMS processing continues.

System programmer response: Determine the cause of the error from the RETCODE, RSNCODE, and LOSTSESS values. The module identified in the message text is where the error occurred. Check for other messages from SCI, IMS Connect, or TCP/IP to help with the diagnosis. Collect the X'6701' error records from the IMS log.

DFS3597E is issued for internal logic errors. If the problem persists, call IBM Software Support.

Problem determination: 1, 5, 6, 14, 36.

Module: DFSCTER0

Related information:

Chapter 2, "IMS problem determination," on page 13

DFS3600I UNABLE TO INITIALIZE EXTERNAL SUBSYSTEM(S) - member, RC=mm, JOBNAME=JJJJJJJJ

or

SUBSYSTEM DEFINITION SPECIFICATION ERROR FOR SSM = member, JOBNAME=JJJJJJJJ

or

STMNT (mmm), 'xxxxxxxxxxxxxxxxxxxx' (yyyyyyyyyyyy)

or

STMNT (mmm), (DB2AF DEF INVALID FOR DEP REG)

or

STMNT (mmm), KEYWORD 'xxxxxxx' (yyyyyyyyyy)

Explanation: IMS found an error while processing the External Subsystem PROCLIB Member (SSM). The member name consists of the 4-byte IMSID followed by the 4-byte SSM parameter. The SSM parameter is specified either as an execute parameter in the member, DFSPBxxx or on the /START SUBSYS SSM xxxx command. The JOBNAME value where applicable specifies the job name of the region where the error was detected. At least one of three versions of the DFS3600I messages is displayed depending on the type of error. The versions are the following:

- UNABLE TO INITIALIZE

This message indicates that IMS found an error which prevented the PROCLIB member from being processed. Any external subsystem defined in the member is not connected to IMS. The character string, member, indicates the name of the PROCLIB member which was being processed. The value mm is one of the following return codes:

Code (hex)

Code (hex)	Meaning
04	A failure occurred while attempting to read the PROCLIB member. Ensure the member name specified is correct and resides in PROCLIB.
08	Storage could not be obtained for a buffer to contain the PROCLIB member statements.
0C	Storage could not be obtained for an external subsystem definition element.
18	The PROCLIB member did not contain any valid subsystem definitions.

Note: If RC=18 is received from a dependent region, the SSM= parameter might point to a PROCLIB member which contained no entries. This problem prohibits the dependent region from any subsystem connections. In this case, this message is for information only. The dependent region initialization continues normally.

- SUBSYSTEM DEFINITION SPECIFICATION ERROR

If one or more errors were found while processing an external subsystem definition, then this message is issued. The variable member, indicates the name of the PROCLIB member which was being processed. For each definition error, a message is issued to indicate which statement was in error and the text in

error. One STMNT error message is issued for each error in the PROCLIB member. Multiple errors in a single statement produces multiple messages. The value *nnnn* is the statement number within the member. The character string *xxxxx* is the text in error. If the character string, **KEYWORD**, precedes the error text, then the error text represents a keyword parameter. The character string *yyyyyyyyy* is one of the following error reason codes:

OMITTED

A required parameter was omitted from the external subsystem definition. The subsystem definition is found to be invalid, therefore, a subsystem connection is not established.

IGNORED

A parameter is specified in the external subsystem definition which is not applicable to the type of subsystem being defined. This parameter is ignored and processing continues. If the rest of the subsystem definition is valid, a subsystem connection is established at the appropriate time.

INVALID

The error text represents invalid data in the subsystem definition statement. If the character string, **KEYWORD**, precedes the error text, then the value for the parameter was invalid. Otherwise, the error text represents data that could not be interpreted as part of a subsystem definition. The subsystem definition was found to be invalid, therefore, a subsystem connection is not established.

DUPLICATE

A specific value for a parameter was specified for more than one subsystem definition. The subsystem definition is considered invalid and is ignored. All SSN parameter values must be unique within a member.

- **DB2AF DEF INVALID FOR DEP REG**

An SSM parameter was provided to the dependent region job; the parameter identified the PROCLIB member that included a definition for a DB2 subsystem to be accessed with the DB2 Attach Facility. This definition is unavailable in an MPP or BMP region and is ignored. Processing continues. Definitions for the DB2 Attach Facility can only be provided to the control region in the SSM parameter.

System action: If the UNABLE TO INITIALIZE message is displayed, IMS external subsystem initialization processing failed. None of the external subsystems defined in the member are connected to IMS.

If a statement is processed and an error occurs that causes the subsystem definition to become invalid, then that external subsystem are not connected to IMS.

Programmer response: Correct the errors in the SSM PROCLIB member.

For UNABLE TO INITIALIZE errors, use the /START SUBSYS SSM command to start the external subsystem initialization process, which starts all valid subsystems defined in the member.

For STMNT errors, use the /START SUBSYS command to start one or more external subsystem connections.

Problem determination: 1, 3, 34 and save the SSM PROCLIB member

Related information:

Chapter 2, "IMS problem determination," on page 13

Chapter 76. DFS messages, DFS3601 - DFS3650I

This topic contains the following messages:

DFS3601 EXTERNAL SUBSYSTEM(S) NOT DEFINED. COMMAND REJECTED.

Explanation: The external subsystem was not defined, and the command was rejected. One of the following errors occurred:

1. The external subsystem name specified on the IMS command has not been defined to IMS.
2. The SUBSYS keyword was used on a /START, /STOP, /DISPLAY, or /CHANGE command, but IMS was not made aware of the presence of external subsystems using the SSM parameter.
3. SSM was specified, but the SSM PROCLIB member contained no valid subsystem definitions.

System action: The command is rejected.


Operator response: Ensure that the subsystem name specified is correct, and reenter the command. If the problem persists, notify the system programmer about the receipt of this message.

Programmer response: Corresponding to the error conditions in the Explanation, take one of the following actions:

1. The subsystem name was defined incorrectly or misspelled in the IMS SSM PROCLIB member. Correct the subsystem name, and update the SSM PROCLIB member.
2. Specify the IMS parameter SSM with a valid member name.
3. In this case, an IMS abend 3041 occurred previously. This problem is an indication that the subsystem PROCLIB member specified using the SSM execute parameter contains no invalid external subsystem definitions. When there are no subsystems to support, the task (TCB) that supports the subsystem structure is then terminated with abend 3041. Correct the PROCLIB member definitions. If IMS is running when the member is corrected, enter the /START SUBSYS command to cause IMS to read the new definitions and establish subsystem connections.

Problem determination: 34

Related information:

 IMS abend 3041

Chapter 2, "IMS problem determination," on page 13

DFS3602I xxxx SUBSYSTEM RESOLVE-IN-DOUBT FAILURE, RC=yyyy

Explanation: The indicated external subsystem (xxxx), resolve-in-doubt exit, indicated that the resolution of

recovery was unsuccessful. There are outstanding recovery units. IMS and the external subsystem cannot resolve (that is, COMMIT|ABORT), previously active recovery units (that is, work requests).

System action: IMS terminates the external subsystem connection. IMS continues to function minus that external subsystem connection.

Operator response: Ensure that the database administrator is aware of this message. Upon the request of the database administrator, you can issue either the /CHANGE command or cold start IMS. Remember that the cold start method erases from IMS memory the fact that these recovery units are outstanding.

System programmer response: You can correct the problem with the IMS /CHANGE command and restart the failing subsystem connection with the IMS /START command, or cold start IMS.

DFS3603I xxxxxxxx RESOURCE FAILURE FOR SUBSYSTEM zzzz REASON CODE - yyzzaaaa

or

xxxxxxx LOAD FAILED FOR SUBSYSTEM zzzz REASON CODE - yyzz

Explanation: During the initial processing of the external subsystem structure, the allocation or processing of a required resource xxxxxxxx failed. zzzz specifies the subsystem name of the module to which it is related. IMS attempts to load the subsystem module when the SSM parameter is specified.

One of the following code numbers, represented by the yy value, indicates the reason for the failure.

Code (hex) Explanation

- | | |
|----|---|
| 01 | The resource named in the message was not found - the zz value is the IMODULE LOAD return code. |
| 02 | Insufficient storage available - the zz value equals the IMODULE GETMAIN return code. |
| 03 | The resource named in the message was not found - the zz value is the IMODULE LOAD return code. |
| 04 | Insufficient storage available - the zz value equals the IMODULE GETMAIN return code. |

DFS3604I

- 05 Open failure for DFSESL DD statement - the zz value equals the OPEN return code.
- 06 The resource named in the message was not found - the zz value is the IMODULE LOAD return code.
- 07 The resource named in the message was not found (DFSESI40) - the zz value equals the OS LOAD macro return code.
- 08 The resource named in the message was not found - the zz value equals the BLDL return code.
- 09 The resource named in the message was not loaded - the zz value equals the return code associated with the MVS system code *aaaa*.
- 0A The data set type cannot be determined - the zz value is the return code from the ISITMGD macro call. The *aaaa* value is the ISITMGD reason code.

See the IMODULE return code information.



System action: Subsystem connections between IMS and the specified subsystem are not established, and initialization processing continues.

Operator response: Notify the system programmer about the receipt of this message.

System programmer response: Ensure that the subsystem load library is accessible to IMS. IMS provides a DD statement (DFSESL) to alleviate this problem. The external subsystem modules can be in any z/OS authorized library accessible by IMS (that is, JOBLIB, STEPLIB or DFSESL).

Increase the region size to accommodate the external subsystem modules, and document the storage requirements in the external subsystem documentation.

Related reference:

-  IMODULE return codes (Messages and Codes)
-  z/OS: ISITMGD completion codes

DFS3604I /STA COMMAND FAILED WITH RETURN CODE *xxxx*

Explanation: An attempt to create the external subsystem mother task by the /START command processor failed with one of the following return codes:

Code	Meaning
0050	The subsystem member name was already specified by a previous /START SUBSYS SSM <i>xxxx</i> command, or the SSM= EXEC parameter was specified on the IMS JCL.
0051	The SSM keyword parameter length was not 1 - 4 characters.
0052	No parameter was specified following the SSM keyword.
0053	A parameter was specified for the SUBSYS keyword. If the SSM keyword is specified, the SUBSYS keyword cannot have any parameters.

0054	Too many parameters were specified following the SSM keyword.
0401	An invalid return code was received from the PROCLIB processor.
0403	An IMODULE GETSTOR request failed to obtain a subsystem definition element. No subsystems can be connected to IMS.
0404	No valid SSM entries were specified.
0501	No ESET prefix
0502	Attach list count is zero
0503	No ESET exists for subsystem
0504	Unable to obtain SIDX block
0505	Unable to obtain quick save area
0506	Global ESET already attached
05FF	IMS in SHUTDOWN/ESS task in process of abending—request rejected
04FF	IMS in SHUTDOWN/ESS task in process of abending—request rejected
0101	No list passed to build routine
0103	Unable to obtain quick save area
0104	Unable to obtain the Global External Subsystem Entry
01FF	IMS in SHUTDOWN/ESS task in process of abending—request rejected

System action: The command is rejected.

Operator response: Notify the system programmer about the receipt of this message.

System programmer response: Take one of the following actions based on the code:

Code	Meaning
0050	External subsystem connection processing has already been done. To start a specific subsystem, use the /START SUBSYS <i>xxxx</i> command.
0051	Reenter the /START SUBSYS SSM <i>xxxx</i> command with a parameter <i>xxxx</i> of 1 to 4 characters.
0052	Reenter the /START SUBSYS SSM <i>xxxx</i> command with a parameter <i>xxxx</i> of 1 to 4 characters.
0053	Reenter the /START SUBSYS SSM <i>xxxx</i> command without any additional parameters.
0054	Reenter the /START SUBSYS SSM <i>xxxx</i> command without any additional parameters.
0401	The subsystem PROCLIB member name is invalid or an error occurred while trying to read the member. Verify that the PROCLIB member name is correct and resides on IMS.PROCLIB, then reenter the command.
0403	IMS was unable to get private storage for a work area. The /START SUBSYS command can be reentered. If the resource shortage is temporary, storage might be available at a later time. If a storage shortage still exists, more working storage might be allocated to IMS by increasing the region (RGN) parameter on the IMS startup procedure.
0404	The IMS.PROCLIB member specified by the

- SSM parameter does not contain any valid entries. Message DFS3600I was issued for each specific error.
- 0501 IMS logic error: follow the procedures for software problems.
 - 0502 IMS logic error: follow the procedures for software problems.
 - 0503 IMS logic error: follow the procedures for software problems.
 - 0504 IMS was unable to get working storage. This condition can temporary; reenter the command. If the condition persists, more working storage might be allocated to IMS by increasing the region (RGN) parameter on the IMS procedure.
 - 0505 Take the same action indicated in return code 0504.
 - 0506 IMS logic error; follow the procedures for software problems.
 - 05FF No action required.
 - 04FF No action required.
 - 0101 IMS logic error: follow the procedures for software problems.
 - 0103 Take the same action indicated in return code 0504.
 - 0104 Take the same action indicated in return code 0504.
 - 01FF No action required.

Problem determination: 5, 6, 34

Related information:

Chapter 2, "IMS problem determination," on page 13

**DFS3605I ESS/ESI MODIFY COMMAND
REJECTED, code xx (y)**

Explanation: During an attempt to modify the external subsystem with the MVS MODIFY command, an error was detected. The reason code xx describes the error. The value y represents up to 12 bytes of the MODIFY command input data. The following reason codes and their meanings can appear:

Code (hex)	Meaning
04	The subsystem name specified in the MODIFY command does not have an active subtask. No task control block (TCB) exists for the external subsystem daughter task.
08	No external subsystems have been attached to IMS.
0C	The external subsystem name in the MODIFY command is not defined to IMS.
10	The IMS ID is invalid.
14	The external subsystem name in the MODIFY command is too long. The name must be from 1 to 8 characters.
18	The external subsystem in the MODIFY command is not waiting for a notify message.

- 1C The IMSID/RSENAME in the internal MODIFY command does not match the name in the SCD/FRB.
- 20 The external subsystem name was not specified in the MODIFY command. The name must be from 1 to 8 characters.

System action: IMS cannot perform the requested action. The command is rejected.

Operator response: Notify the system programmer that this message has been received.

Programmer response: Take one of the following actions:

Code (hex)	Meaning
04	Check the spelling and format of the MODIFY command.
08	Either SSM was not specified in the EXEC parameters or there was a failure in the initialization of the external subsystem.
0C	If the command was entered by the operator, check the spelling and format of the MODIFY command. Otherwise, the MODIFY command was an internal command sent from the external subsystem to notify IMS that the external subsystem was ready to continue the identify process. Make sure that the SSM PROCLIB member has not been changed.
10	IMS logic error; follow the procedures for software problems.
14	IMS logic error; follow the procedures for software problems.
18	This return code can result if IMS has been up and down without a connection to the external subsystem.
1C	IMS logic error; follow the procedures for software problems.
20	IMS logic error; follow the procedures for software problems.

Problem determination: 5, 6, 35

Related information:

Chapter 2, "IMS problem determination," on page 13

**DFS3606I *www* EXTERNAL SUBSYSTEM
INITIALIZATION FAILED, FC = *xxxx*,
RC = *yy*, JOBNAME = *zzzzzzzz***

Explanation: Initialization exit processing was unsuccessful for the external subsystem (*www*). The external subsystem returned a nonzero return code. The function code, *xxxx*, indicates the module that detected the error. This module can be an IMS or external subsystem exit module. For the function code value and the module name that detected the error, see the IMS return codes and function codes information. The return code *yy*, set by the detecting module, indicates the function that failed in the detecting module.

To distinguish one region from another, JOBNAME =

DFS3607I

zzzzzzzz is also provided. This information is necessary because all the supported regions must do initialization processing.

For the function code values defined in IMS DSECT DFSESF, see the IMS return code and function code information.

System action: IMS initialization continues. Subsystem connections are not established. In the IMS control region, when the initialization exit processing fails in this manner, the TCB representing the external subsystem connection is terminated without an abend.

In the dependent region case, the following list of return codes indicates the IMS action:

- yy* = 08 Initialization unsuccessful - IMS does not initiate a connection to the subsystem for the life of this IMS-dependent region execution.
- yy* = 20 The external subsystem supplied exit has encountered an invalid condition while processing the request. If an application is involved, it terminates with a 3044 abend.
- yy* = ?? Unsupported return code received from the initialization exit. If an application is involved, it terminates with a 3049 abend.


Operator response: Notify the proper installation personnel about the receipt of this message, then follow the installation action.

Programmer response: Correct the indicated problem, and restart the failing external subsystem connection using the IMS /START SUBSYS command, or, if an application program was involved, restart the application using /START TRAN, UPDATE TRAN START(Q,SCHD), and /START PROGRAM commands.

- yy* = 08 The error was encountered by the external subsystem initialization exit; see the external subsystem documentation for the action to take.
- yy* = 20 The error was encountered by the external subsystem initialization exit; see the external subsystem documentation for the action to take.
- yy* = ?? The error was encountered by the external subsystem initialization exit; see the external subsystem documentation for the action to take.

Problem determination: 35

Related reference:

 Return and function codes associated with the external subsystem support (Messages and Codes)

Related information:

Chapter 2, "IMS problem determination," on page 13

DFS3607I *xxxx* SUBSYSTEM *yyyy* EXIT FAILURE,
FC = *ww*, RC = *zz*, JOBNAME =
nnnnnnnnnn

Explanation: IMS was not able to finish processing successfully for external subsystem (*xxxx*) exit (*yyyy*). The external subsystem attachment package returned a nonzero return code. The function code, *ww*, is the ID for the module that indicates the detected error. For the function code values and the module name that detected the error, see the IMS return code and function code information. The return code, *zz*, is passed back by the external subsystem exit.

To distinguish one region from another, JOBNAME = *nnnnnnnnnn* is also provided. This information is necessary because the required connection management routines run in the control as well as in the dependent regions. Without JOBNAME, it would be impossible to determine which region had the problem.

System action: The TCB representing external subsystem connection continues to run without the TCB representing the failing external subsystem.

For the return code value, the following action occurs:

Return code

	Description
X'08'	TERMINATE IDENTIFY unsuccessful. IMS continues termination processing as if the function completed normally.
X'08'	SUBSYSTEM TERMINATE unsuccessful. IMS continues termination processing. Future connection requests will be honored.
X'0C'	IDENTIFY unsuccessful. Because of the failure in the external subsystem, IMS terminates the application program with abend 3044, if one is involved.
X'20'	IMS terminates the application program with abend 3044, if one is involved.
X'??'	Unsupported return code. IMS terminates the application program with abend 3049, if one is involved.

Operator response: Notify the proper installation personnel about the receipt of this message, then follow the installation action.

Programmer response: Correct the indicated problem and restart the failed external subsystem by using the IMS /START SUBSYS command. Or if an application program was involved, restart the application program with a /START TRAN, UPDATE TRAN START(Q,SCHD), and /START PROGRAM commands.

Return code

	Description
X'08'	TERMINATE IDENTIFY unsuccessful. See the external subsystem documentation for action.
X'08'	SUBSYSTEM TERMINATE unsuccessful. See the external subsystem documentation for action.

X'0C' IDENTIFY unsuccessful. See the external subsystem documentation for action.

X'20' See the external subsystem documentation for action.

X'??' Unsupported return code; save all documentation (that is, console logs, log data set, memory dumps).

Problem determination: 35

Related reference:

➡ Return and function codes associated with the external subsystem support (Messages and Codes)

Related information:

Chapter 2, "IMS problem determination," on page 13

DFS3608I *xxxx* SUBSYSTEM REQUIRED EXIT
MISSING *yyyy*, JOBNAME = *zzzzzzzz*.

Explanation: IMS was not able to finish processing successfully for external subsystem (*xxxx*). A required exit (*yyyy*) was unavailable. *zzzzzzzz* is the name of the job that encountered the problem. JOBNAME is required because more than one region can have connections to the external subsystem. *yyyy* can be one of the following values:

ID	ID IDENTIFY EXIT
RID	RESOLVE-IN-DOUBT EXIT
SNON	SIGNON EXIT
CRT	CREATE THREAD EXIT
CMP	COMMIT PREPARE EXIT
CMC	COMMIT CONTINUE EXIT
ABC	ABORT AND CONTINUE EXIT
TRTD	TERMINATE THREAD EXIT
SNOF	SIGNOFF EXIT
TERM	TERMINATE IDENTIFY EXIT
SNO	SUBSYSTEM NOT OPERATIONAL EXIT
STE	SUBSYSTEM TERMINATION EXIT
NORC	NORMAL CALL EXIT
ECHO	ECHO EXIT
CMD	COMMAND EXIT

System action: A subsystem connection is not established. If a connection exists, it is terminated in the normal termination sequence, and the task structure (TCB) is collapsed for the control region. If an application is involved, it terminates with abend 3049.

Operator response: Notify the installation personnel about the receipt of this message, then follow the installation action.

Programmer response: Ensure that the subsystem load library is accessible to IMS. IMS provides a DD statement (DFSESL) to alleviate this problem. The external subsystem modules must be in a z/OS authorized library accessible by IMS (that is, JOBLIB, STEPLIB or DFSESL). Use the IMS /START SUBSYS command to restart the failing external subsystem connection when the problem has been resolved. If this action does not solve the problem, then check the External subsystem documentation to determine which

exits are provided. The Explanation identifies the required exits.

Problem determination: 34

Related information:

➡ IMS abend 3049

Chapter 2, "IMS problem determination," on page 13

DFS3609 EXTERNAL SUBSYSTEM TASK
ABENDING/ABENDED. COMMAND
REJECTED.

Explanation: The IMS external subsystem task terminated abnormally or was in the process of terminating when the /START SUBSYS command was entered.

System action: The command is rejected. IMS continues processing.

Operator response: Notify the system programmer.

System programmer response: Enter the /START SUBSYS command as soon as the termination has completed to restart the connection.

DFS3610 SUBSYSTEM STOPPED, COMMAND
REJECTED.

Explanation: The external subsystem is already in a stopped state. The stopped state can be the direct result of:

- A previous /STOP SUBSYS command.
- An external subsystem termination.
- Either the mother or daughter task abended.
- The existence of outstanding recovery elements from a previous IMS execution.
- An IMS abnormal termination.

System action: The command is rejected. IMS continues to process.

Operator response: Notify the system programmer of this message.

System programmer response: If you want to restart the external subsystem connection, enter the /START SUBSYS command. If the external subsystem connection is already in a stopped state, reentering the /STOP SUBSYS command has no affect.

DFS3611I EXTERNAL SUBSYSTEM *xxxx*
CONNECTION TERMINATED RC=*y*

Explanation: See message DFS3611W for the explanation.

Related information:

DFS3611W

DFS3611E EXTERNAL SUBSYSTEM *xxxx*
 CONNECTION TERMINATED RC=*y*

Explanation: See message DFS3611W for the explanation.

Related information:
 DFS3611W

DFS3611W EXTERNAL SUBSYSTEM *xxxx*
 CONNECTION TERMINATED RC=*y*

Explanation: The daughter task control block (subtask TCB) attached for subsystem *xxxx* terminated.

Reason code *y*, a single character value, indicates the cause of the termination, represented by one of the following codes:

Reason code

Meaning

- B** The IMS external subsystem daughter task (TCB attached for each connected subsystem) terminated abnormally. Some of the abend conditions can prohibit the invocation of the exit.
- C** The external subsystem notified IMS that it is terminating in a quiesce fashion. IMS ensures that new connections are not established and permits existing ones to terminate normally.
- D** The external subsystem notified IMS that it is terminating abnormally (catastrophic). IMS ensures that new connections are not attempted and terminates existing ones.
- E** The connection between the subsystems is being quiesced by IMS. IMS does not shut down, but remains available. The termination of the connection is the result of the IMS /STOP command, a bad return code from an exit, or a missing required exit.
- F** The connection between the subsystems terminated because the IMS termination service exit was started by an external subsystem exit, and allowed the external subsystem code to request that the connection be terminated.

System action: IMS continues normal termination processing.

Operator response: The external subsystem can be restarted using the /START command.

Programmer response: Take one of the following actions based on the reason code:

Reason code

Meaning

- B** The external subsystem TCB terminated. A spin-off memory dump is created for debugging purposes if the spin-off memory dump facility is active. Determine the cause of the abend, and take corrective action.

- C** The external subsystem quiesced by IMS terminated. No action required.
- D** The external subsystem terminated abnormally. Determine the cause of the shutdown of the external subsystem (that is, forced shutdown command). The external subsystem should provide adequate problem determination material.
- E** The connection stopped. No action is required.
- F** The connection terminated internally. An external subsystem exit instigated the termination of the connection and provided adequate problem determination information by the external exit.

Problem determination: 34

Related information:

Chapter 2, "IMS problem determination," on page 13

DFS3612I OPTIONAL *xxxxxxxx* SUBSYSTEM
 EXIT NOT PRESENT.

Explanation: IMS attempted to start an optional external subsystem exit and found that the external subsystem did not supply that exit. This message is sent when the following exit is absent:

xxxxxxxx = command

System action: If one of the optional exits are not present, IMS performs this command:

xxxxxxxx = command

IMS runs the command exit when a valid /SSR command is entered from a terminal or an automated operator interface (AOI) application. If the exit is not present, IMS indicates this problem by this message. The /SSR command and the external subsystem command are ignored. IMS continues normal operation.

Operator response: Notify the system programmer.

Programmer response: This problem might be an external symptom of an IMS or external subsystem logic error. First check the external subsystem documentation to ensure that it furnishes a command exit. If it does, ensure that the subsystem in question is started. If the problem still exists, a memory dump is required to aid in isolating the problem. Use the OS MODIFY (F) command to terminate the IMS external subsystem mother task (ESSM).

Problem determination: 34

Related information:

Chapter 2, "IMS problem determination," on page 13

DFS3613I *xxx* TCB INITIALIZATION COMPLETE.

Explanation: The component identified by *xxx* has completed its initial processing.

In the message text, *xxx* indicates:

ALC	LU 6.2 task control block (TCB): allocate the LUM TCB
ALM	LU 6.2 TCB: Asynchronous LUM TCB
CTL	Control region TCB (primarily data communication)
CTX	Control region auxiliary TCB
DC	Data communications TCB
DGS	Diagnostic Services TCB
DLG	DASD log TCB (writing and reading of the log)
DLI	DLI serialization TCB
DRC	Database recovery, DBRC, TCB
DTT	DL/I tracking TCB
DYC	Dynamic allocation TCB
DYC RECALL	Dynamic allocation recall subtask
DYD	RSR TCB: dynamic allocation daughter TCB
ESS	External subsystem TCB (appears only if SSM is specified on the EXEC statement)
FP	Fast Path TCB (appears only if Fast Path is installed)
FP2	Fast Path TCB 2 (appears only if Fast Path is installed)
LRD	RSR TCB: log router daughter TCB
LRM	RSR TCB: log router master TCB
LSO	Local storage option TCB
LUM	LU 6.2 TCB: logical unit manager master TCB
MOD	IMS control, MODIFY TCB
RCF	RACF sign on and sign-off TCB
ODM	ODBA Syncpoint task manager TCB
ODS	ODBA Syncpoint request processing TCB
RDS	Restart data set TCB (writing/reading of the restart data set)
RLM	LU 6.2 TCB: receive LUM TCB
RRS	Resource Recovery Service TCB
RST	Restart TCB, an IMS restart and checkpoint processing
STC	Storage compression TCB
STM	Storage management TCB (job step TCB)
SQ1	Shared queues TCB 1
SQ2	Shared queues TCB 2
TCO	Time-controlled operations TCB
TMC	Transaction Manager TCB
TRA	External trace TCB
XCF	Cross-system coupling facility TCB

Multiple instances of the TCBs (RRS, DYx, and RCF, for example) can be created during the life of an IMS session as the workload requires. The initialization of each new TCB produces this message.

System action: After sending this message, the identified component will process any queued work requests.

System programmer response: If IMS fails during or immediately after the initialization process, the absence of this message helps in identifying the component in which the failure occurred.

Module: DFSXDGS0

DFS3614I DFSTRA (TRACE CONTROL BLOCK) CANNOT BE INITIALIZED

Explanation: During the initial processing of the tracing function to obtain storage for DFSTRA, there was not enough shareable CSA storage available.

System action: The IMS tracing function is not activated during this run of IMS. No other action is taken by this failure, and the initial processing continues.

Operator response: Notify the system programmer.

System programmer response: Increase the size of CSA.

DFS3615I UNABLE TO IMODULE LOAD DFSTRA10

Explanation: During the initial processing of the tracing function, an IMODULE LOAD was unsuccessful for module DFSTRAx, where x can be 10, 20 or 30.

System action: This message is issued during the initialization. The IMS tracing function is not activated during this run of IMS, and the initial processing continues.

Operator response: Notify the system programmer.

Programmer response: Ensure that all IMS modules are contained in the authorized libraries concatenated in the job stream.

DFS3616I - THE cccc PARM IS INVALID - THE TRACE IS ON IN CORE

Explanation: IMS encountered an invalid trace table option statement for the cccc trace table. Valid trace options are listed in the IMS system definition information.

An example of a valid DFSVSMxx trace line is OPTIONS DISP=OUT

System action: The invalid parameter is ignored and IMS continues initialization.

Operator response: If you want the trace to go to the OLDS, issue the /TRACE SET ON TABLE cccc OPTION LOG command. Inspect the DFSVSMxx member and correct any trace specifications that are incorrect or notify your IMS system programmer.

DFS3618 SPECIFIED COMMAND RECOGNITION CHARACTER (CRC) NOT FOUND

Explanation: The command recognition character (CRC) specified on the /SSR command was either not defined to IMS or incorrectly specified on the command. Therefore, IMS could not associate it with an external subsystem.

System action: The command is rejected.

Operator response: Notify the installation personnel about the receipt of this message to ensure that you have the correct CRC for the subsystem. Then reenter the command.

Programmer response: Ensure that the CRC defined for the external subsystem is correct in the external subsystem PROCLIB member entry.


**DFS3619I UNABLE TO LOAD MODULE
DFSESI70 DUE TO RC *xx***

Explanation: During the processing of the /CHA SUBSYS command, an IMODULE LOAD for module DFSESI70 was issued. The load failed indicated by return code *xx*.

System action: The command is rejected. IMS continues to process.

Operator response: For an explanation of IMODULE LOAD return code *xx*, see the IMS system services return code information. This problem might be caused by a concatenation of libraries in the job stream. Tell the system programmer that you received this message.

Related reference:

 IMS system services return codes (Messages and Codes)

**DFS3620I REQUIRED RESOURCE
UNAVAILABLE - RC=*uu* - FC=*vv*
RESOURCE ID=*xxxxxxxx* - SUBSYS
NAME = *yyyy* - JOBNAME = *zzzzzzzz*.**

Explanation: The IMS system encountered a resource constraint while processing a request to connect to an external subsystem.

The following values for the return code (RC=*uu*), function code (FC=*vv*), resource ID=*xxxxxxxx*, subsystem name=*yyyy* and jobname=*zzzzzzzz* are defined:

- uu* The return code is passed back to the caller. For information about return codes and function codes, see the IMS Return code and function code information.
- vv* The function code indicates the module name that encountered the problem. For information about return codes and function codes, see the IMS Return code and function code information.
- xx..xx* The resource ID indicates that a resource was required but could not be obtained or was nonexistent. The possible values are:
 - GESE** Indicates that the external subsystem, to which IMS was attempting to connect, did not have an external subsystem entry defined in the subsystem PROCLIB member specified in the control region JCL or the procedure (SSM=). IMS allows

different SSM values to be specified, each containing a different subsystem definition for the control and dependent regions (MPP, BMP, IFP). However, a connection is attempted by IMS only for those PROCLIB members specified in the control region. The PROCLIB member which is specified by the SSM parameter for the region (indicated by JOBNAME), contains a subsystem definition that did not exist in the control region.

AWE Indicates that an IMS module was unable to acquire an asynchronous work element (AWE) to initialize processing.

yyyy Indicates the subsystem where the connection failed.

zzzzzzzz Indicates the region where the connection failed. The PROCLIB member specified using the SSM parameter for this region contains a subsystem definition which is not contained in the control region member.

System action: The attempt to connect to the external subsystem is stopped, and this message is issued to assist in determining the problem.


Operator response: Notify the system programmer.

Programmer response: The installation action is dependent upon the resource ID. Take one of the following actions, dependent upon the resource ID.

GESE If you want to connect to the external subsystem, then add the subsystem definition to the control region subsystem PROCLIB member.

AWE Increase the size of the shareable storage (CSA) by 4 K increments until IMS runs successfully.

Related reference:

 Return and function codes associated with the external subsystem support (Messages and Codes)

**DFS3621I RECOVERY OUTSTANDING FOR
SUBSYSTEM *xxxx***

Explanation: The external subsystem *xxxx* has outstanding recovery units, network identifier (NIDs), but is not defined by the SSM PROCLIB member. Because the entries are undefined, IMS and the external subsystem cannot resolve the COMMIT or ABORT of previous active work requests.

System action: IMS retains the outstanding recovery units until the programmer takes corrective action.

Programmer response: Do one of the following:

- Define the external subsystem to IMS using the SSM PROCLIB member and start by using the /START command or the IMS restart command.
- Delete the outstanding recovery units using the /CHANGE command.
- Perform a cold start.

DFS3622I STORAGE COMPRESSION DISABLED - STIMER FAILED, RC=y

Explanation: The online storage compression function issued the STIMER macro. The return code *y* indicates that clock damage occurred.

System action: IMS processing continues. The storage compression function is now inoperative.

Operator response: Notify the system programmer about the receipt of this message, then refer the problem to hardware personnel.

Problem determination: 35

Related information:

Chapter 2, "IMS problem determination," on page 13

DFS3623E STRG-COMP IMODULE ERR=a BLK=b, ADDR=c, RTN=d, SP=e

Explanation: The online storage compression function issued this message before terminating abnormally. Storage compression was unable to FREEMAIN storage. The values of *a*, *b*, *c*, *d*, and *e* are:

Value	Meaning
<i>a</i>	A hexadecimal IMODULE delete return code.
<i>b</i>	The 4-character name of the storage pool that owns the storage.
<i>c</i>	The address of the storage IMS tried to FREEMAIN.
<i>d</i>	An indicator as to which IMODULE delete, DFSBCB60, issued X'00' - routine at label FREE.
<i>e</i>	The subpool number specified on IMODULE in decimal.


System action: IMS terminates abnormally and module DFSBCB60 issues IMS abend 3058, subcode 12.

Operator response: Notify the system programmer about the receipt of this message.

Programmer response: For problem analysis, see the description in abend 3058, for subcode 12.

Problem determination: 35

Related information:

 IMS abend 3058

Chapter 2, "IMS problem determination," on page 13

DFS3624I jobname- psbname- pstid- code - bbcc

Explanation: This informational message accompanies several IMS pseudoabends. It provides diagnostic information for the pseudoabended application. This message contains the following information:

Value	Description
<i>jobname</i>	The name of the job that encountered the pseudoabend.
<i>psbname</i>	The application program name (PSB).
<i>pstid</i>	The PST ID.
<i>code</i>	The pseudoabend code.
<i>bbbb</i>	A hexadecimal return code, <i>bbbb</i> , which identifies the cause of the abend, as well as the module that detected the condition.
<i>cccc</i>	A hexadecimal return code, <i>cccc</i> , which identifies the function of the module that detected the condition.

For example:

```
JOBNAME PSBNAME PSTID CODE RC FC
DFS3624I IMF4MPR1 RCDBS4 00006 3045 0004 0293
```


System action: This message does not cause IMS to take any adverse action; it is informational. The accompanying pseudoabend indicates the action IMS will take.

Programmer response: For the possible combinations of the return codes and function codes this message can return, see the IMS Return code and function code information. The return code (RC) is the value set in register 15 at the point where the error was detected. It represents the error condition for debugging purposes. The function code (FC) represents the module that detected the problem. The module name and the return code help determine why the application program was pseudoabended without looking at a memory dump.

Problem determination: 35

Module: DFSESPR0

Related reference:

 Return and function codes associated with the external subsystem support (Messages and Codes)

Related information:

Chapter 2, "IMS problem determination," on page 13

DFS3625E STRG-COMP PAGE FREE ERROR RC=z

Explanation: The online storage compression function issued this error message before terminating abnormally. Storage compression attempted to unfix one or more IPAGEs using IMSAUTH FUNC=PGFREE and received a nonzero return code.

System action: IMS terminates abnormally and module DFSBCB60 issues abend 3058, subcode 13.

DFS3626I • DFS3629I

Operator response: Notify the system programmer of the receipt of this message.

Programmer response: For problem analysis for the description of subcode 13, see 3058 information.

Related information:

➔ IMS abend 3058

DFS3626I RESTART HAS BEEN ABORTED

Explanation: IMS terminated the restart process. Error messages issued before this one indicate the problem.

System action: The restart is terminated and awaits another command.

Operator response: After correcting the problem, restart the IMS system.

Problem determination: 35

Related information:

Chapter 2, "IMS problem determination," on page 13

DFS3627I DYC|DYS TCB RETRY IN PROGRESS DUE TO SYS|IMS *xxxx*

Explanation: The dynamic control services TCB ESTAE has received control and is attempting a retry of the process that encountered an error. DYC is the dynamic allocation service in the IMS control region. DYS is the dynamic allocation service in the DL/I subordinate address space. The reason for the retry is abend code *xxxx*, which is either a system (SYS) or IMS code.

System action: A retry of the request issued to the dynamic control services TCB is attempted. In addition, a software log record containing a copy of the System Diagnostic Work Area (SDWA) is written to the SYS1.LOGREC data set. The log record contains an eye-catcher field that identifies the failure as "IMS DYN ALLOCATE".

Operator response: No action is required.

Programmer response: In most cases, receiving this message is no cause for alarm, although a database or data set might not have been allocated or deallocated. External user action might be required to process the request. However, if the problem persists, an investigation of the SYS1.LOGREC data set might be necessary to obtain diagnostic information about the failure.

DFS3628E DOUBLE AWE RELEASE DETECTED IN MODULE DFSBCB30

Explanation: The IMS control block storage manager, DFSBCB30, detected a double release of an IMS internal control block called an AWE. IMS collects internal diagnostic information for this problem and issues this message to document that this condition occurred.

This message is issued only one time per IMS checkpoint interval, regardless of how many double AWE frees occurred.

System action: IMS processing continues, however, a double free of an AWE is a symptom of an internal processing error within IMS, and unpredictable results might occur.

System programmer response: Take a memory dump of the IMS control and DLI regions and contact IBM Software Support.

Module: DFSBCB30

DFS3628I DB2 RRSF SETUP FAILED - *xxxxxxxxxx*

Explanation: The DB2 Attach Facility could not be established in the Java™ region for the reason given by *xxxxxxxxxx*. The possible reasons for the failure are:

- GETMAIN FOR AFB FAILED
- ACCESS TO *db2id* STOPPED
- UNABLE TO OPEN DFSDB2AF

System action: The dependent region terminates abnormally with a 3056 except for the reason, ACCESS TO *db2id* STOPPED, where *db2id* is the subsystem name which was provided in a /STOP SUBSYS command.

System programmer response: For UNABLE TO OPEN DFSDB2AF, ensure that access to the defined data set is available to the dependent region. Also ensure that the DB2 library is APF-authorized. For ACCESS TO *db2id* STOPPED, if the dependent region needs access, stop the region, issue a /STA SUBSYS command and restart the region. If access is not needed, nothing need be done.

Module: DFSD2AF0

Related information:

➔ IMS abend 3056

DFS3629I DB2 RRSF FUNC=*xxxx* FAILED - RC=*yyyy*, RS=*zzzz*

Explanation: The DB2 Attach Facility function *xxxx* failed with return code *yyyy* and reason code *zzzz*. The possible functions are:

IDENTFY
SIGNON
CREATE THD
TERM THD

System action: The dependent region terminates abnormally with a 3056.


Programmer response: Contact the system programmer.

Module: DFSD2AF0

Related concepts:

➔ DB2 codes

Related information:

 IMS abend 3056

DFS3630 GENERIC PARAMETER IS NOT ALLOWED

Explanation: A generic parameter was entered for a command or keyword that does not allow generic parameters.

System action: The command is ignored.

Programmer response: Reenter the command with non-generic parameters.

Module: DFSICLN0

DFS3632 COMMAND ONLY VALID FOR ISC SESSIONS

Explanation: A command with the keyword combination NODE or NODE and USER was entered, where the NODE parameter was not ISC. This command, with the NODE or NODE and USER keywords included, is valid only for ISC nodes.

System action: The command is ignored.

Programmer response: Reenter the command without the USER keyword or with a NODE parameter that is ISC.

DFS3633 GENERIC PARAMETER RESOURCES NOT FOUND, NO ACTION TAKEN

Explanation: A command with only generic parameters was entered. None of the generic parameters applied to existing resources. For example, if the command /IDLE NODE ABC* CD%F were entered, this message is issued if there were no resources whose names started with ABC or no resources whose first, second, and fourth characters were C, D, and F.

Operator response: Check whether the generic parameter applies to the intended resource.

Module: DFSICLN0

DFS3634 LOGOND OR USERD NOT VALID WITH STATIC RESOURCE

Explanation: The /OPNDST NODE command erroneously included the keyword LOGOND or USERD with a static terminal or user, or a dynamic ISC terminal or user. The LOGOND keyword applies only to dynamic non-ISC terminals and the USERD keyword applies only to dynamic non-ISC users.

System action: The command is ignored.

Operator response: Re-enter the command, omitting the LOGOND keyword, if the terminal is static or dynamic and ISC. Re-enter the command, omitting the

USERD keyword, if the user is static or dynamic and ISC.

DFS3635 COMMAND NOT ALLOWED FOR STATIC USERS

Explanation: A command with the keyword USER that applies only to dynamic users was issued for a static user. The command is one of the following:

/BRO USER
/END USER
/EXC USER
/EXIT CONV USER
/RSTART USER
/TEST USER

System action: The command is ignored.

Operator response: Reenter the command for a dynamic user.

DFS3636 INVALID ASSIGNMENT BETWEEN STATIC AND DYNAMIC USERS

Explanation: One of the following incorrect forms of the /ASSIGN command was attempted:

- /ASSIGN LTERM static {T0} USER dynamic
- /ASSIGN LTERM dynamic {T0} USER static
- /ASSIGN USER static {T0} USER dynamic
- /ASSIGN USER dynamic {T0} USER static

System action: The command is ignored.

Operator response: Issue one of the following correct forms of the /ASSIGN command:

- /ASSIGN LTERM dynamic {T0} USER dynamic
 - /ASSIGN LTERM static {T0} USER static
 - /ASSIGN USER dynamic {T0} USER dynamic
 - /ASSIGN USER static {T0} USER static
-

DFS3637 USER IN USE, CANNOT PROCESS COMMAND

Explanation: The user referred to in the /ASSIGN command cannot be reassigned because the user is signed on or is in conversation mode, preset mode, or response mode.

System action: The command is ignored.

Operator response: Wait for the user to sign off or to terminate conversation mode, preset mode, or response mode, and then try the /ASSIGN command again.

DFS3638 IMPROPER REASSIGNMENT FOR LUTYPE6 OR DYNAMIC TERMINALS

Explanation: An attempt was made to improperly assign an LUTYPE6 or dynamic terminal, user, or LTERM. The assignment is incorrect for one of the following reasons:

- The /ASSIGN INPUT LTERM and /ASSIGN OUTPUT LTERM forms of the /ASSIGN command are not allowed for dynamic or LUTYPE6 logical terminals.
- An LUTYPE6 or dynamic LTERM cannot be assigned to a node because these types of logical terminals are associated with users.
- An LUTYPE6 LTERM or user cannot be assigned to a non-LUTYPE6 user.
- A non-LUTYPE6 LTERM or user cannot be assigned to an LUTYPE6 user.
- An LTERM cannot be assigned to a dynamic or LUTYPE6 terminal.

System action: The command is ignored.

Operator response: Make an appropriate reassignment for LUTYPE6 or dynamic nodes, LTERMs, or users.

DFS3639 USER KEYWORD INVALID IF NODE PARAMETER IS GENERIC

Explanation: A command with the keyword combination NODE and USER was supplied with a generic NODE parameter.

System action: The command is ignored.

User response: Enter a nongeneric NODE parameter with the USER keyword.

Module: DFSICLN0

DFS3640W xxxxxxxx HAS AN INVALID DYNAMIC TERMINAL DESCRIPTOR TYPE OF y

Explanation: While processing ETO descriptors, IMS found a descriptor that cannot be identified as a LOGON, MSC, USER, or DEVICE descriptor type.

System action: The descriptor is ignored.

System programmer response: Locate the descriptor with the resource name of xxxxxxxx. Correct the descriptor type of y to L, M, U, or D. If this descriptor must be present, restart IMS.

Problem determination: 1, 6

Related information:

Chapter 2, "IMS problem determination," on page 13

DFS3641W xxxxxxxx HAS AN INVALID PARAMETER FOR KEYWORD yyyyyyyyyy. DEFAULTS FOR THIS KEYWORD WERE USED.

Explanation: While processing ETO descriptors, IMS found an incorrect parameter for keyword yyyyyyyyyy.

System action: The parameters specified for the keyword are ignored, and the default values are used.

System programmer response: Locate the descriptor with the resource name of xxxxxxxx. Correct the parameter in error. If the defaults selected for the

keyword are incorrect, restart IMS.

Problem determination: 1, 6, 10

Related information:

Chapter 2, "IMS problem determination," on page 13

DFS3643I USER xxxxxxxx HAS EXCEEDED DLQT VALUE. LAST ACCESSED ON yyyddd.

Explanation: User xxxxxxxx has queued messages or outstanding status and has not been accessed since yyddd, which exceeds the time period specified on the DLQT JCL parameter. User xxxxxxxx was last accessed when it was created, signed on, or signed off. Other possibilities are when messages were dequeued, or queues were assigned away. User xxxxxxxx has been marked as having a status of DEADQ.

System programmer response: Verify that the time period specified on the DLQT JCL parameter is not unreasonably short.

For ISC users, determine why the ISC user was not allocated to a node for the DLQT time period.

For dynamic users, if the user name is defined to enhanced security such as RACF, verify that user xxxxxxxx can access the queue by signing on. If the dynamic user name is not defined to enhanced security such as RACF, and thus cannot be signed on, determine why messages were queued or status applied to that user.

To aid the investigation of why messages were queued and to remove the status of DEADQ, use the /ASSIGN command to reassign queues and retrieve the data for evaluation.

To purge the data and to remove the DEADQ status, use the /DEQUEUE command. If status no longer applies to the user, remove the status using a command or by signing the user on and taking the necessary actions to reset the undesired status.

Delete dynamic users who were created inadvertently. To cause the user structure to be deleted, all the messages must be dequeued or the queues assigned away, and the status must be removed. Then, the user structure will be deleted at the next simple checkpoint.

Problem determination: 1, 6

Related information:

Chapter 2, "IMS problem determination," on page 13

DFS3644 NO RESOURCES FOR NODE nnnnnnnnn

Explanation: This message is issued for one of the following reasons:

- IMS could not acquire the control blocks required for the creation of a dynamic terminal structure.
- The created terminal structure could not be added to the IMS hash table for such structures.

Both reasons represent serious system failures.

System action: The command or logon attempt is ignored and processing continues.

Operator response: Inform the system programmer.

System programmer response: Use the information in the DFS3672I message to further identify the nature of the problem. Consult the IMS diagnostic information for the meanings of the indicated code and qualifier. Contact the IMS support representative for further action.

User response: Try the action that generated this message again.

Problem determination: 1, 6, 14

Related information:

Chapter 2, "IMS problem determination," on page 13

DFS3645I LOGON REJECTED - NODE *nnnnnnnn*

Explanation: A terminal attempted to establish a session with IMS but the attempt was unsuccessful.

System action: Processing continues.


Operator response: Inform the system programmer.

System programmer response: This message appears when:

- The terminal is defined as the primary or secondary master terminal for the alternate system in an XRF environment.
- ETO=NO was in effect, thus precluding session establishment attempts from terminals not defined to IMS. If ETO=YES was specified at startup, verify that ETOFEAT=YES was specified in the IMSCTRL macro and that message DFS3648I was not issued by any installation-supplied initialization exit, DFSINTX0.
- Required user data was not provided for parallel session ISC and ETO FIN/SLU P terminals. The user data was not provided, or an installation-supplied logon exit, DFSLGNX0, cleared the user data. Make sure that the user data is supplied or not cleared. See the "Format for CINIT user data parameters" topic in *IMS Version 13 System Programming APIs* for CINIT user data parameters.
- An installation-supplied logon exit, DFSLGNX0, rejected the logon attempt without issuing its own message to indicate why the session was rejected.
- No logon descriptor was found describing the characteristics of the terminal attempting session establishment.
- An ISC session was initiated using the generic resource name but the IMS initialization user exit specified the option to disable VGR for ISC.

Problem determination: 1, 6, 10

Related reference:

 Format for CINIT user data parameters (System Programming APIs)

Related information:

Chapter 2, "IMS problem determination," on page 13

DFS3646I UNRECOGNIZED OR INCONSISTENT DEVICE ATTRIBUTES. DESC = *nnnnnnnn* - NODE = *xxxxxxx*

or

UNRECOGNIZED OR INCONSISTENT DEVICE ATTRIBUTES. DESC = *LLLLLLLL*, NODE = *NNNNNNNN*, SCR/USE = *AABBCCDDXXYY/Z1Z2*

Explanation: For the first message form, either the IMS logon descriptor name for the given node was incompatible with the characteristics of that node as specified in the CINIT, or the Device Characteristics Table was not found.

For the second message form, the SCR field refers to the screen size information presented to IMS by the logging-on terminal.

AABB The default screen size (AA = lines, BB = columns) in hexadecimal.

CCDD The alternate screen size (CC = lines, DD = columns) in hexadecimal.

XX The screen size control byte in hexadecimal.

YY The video/printer identifier (applicable to non-SNA 3270 devices only).

The USE field identifies the actual screen size used by IMS in searching the Device Characteristics Table for a matching entry.

Z1 Number of lines of screen size in hexadecimal.

Z2 Number of columns of screen size in hexadecimal.

IMS also searches the DCT for a match on feature information. The feature information from the ETO logon descriptor is compared with the feature information in the DCT entry.

System action: Processing continues.

Operator response: Inform the system programmer.

System programmer response: For the first message form, determine whether descriptor *nnnnnnnn* correctly describes node *xxxxxxx*. Correct the named descriptor, or create a new one specifically for the named node. Verify existence of Device Characteristics Table.

For the second message form, the MFS Service utility can be used to list the entries in the DCT to see what entries are currently defined. The feature information in the ETO logon descriptor (the descriptor *LLLLLLLL* is identified in the message) and the 'USE' screen size values (identified in the message) must both match a single entry in the DCT. Most likely, the MFS DCT utility needs to be used to add an entry to the DCT for the screen size and feature combination that was not found.

Problem determination: 1, 6, 10

Related concepts:

➡ LU2 and non-SNA 3270 screen size and model information (Communications and Connections)

➡ MFS device descriptors (System Definition)

Related tasks:

➡ Administering the Extended Terminal Option (Communications and Connections)

Related reference:

➡ MFS Device Characteristics Table utility (DFSUTB00) (System Utilities)

Related information:

Chapter 2, "IMS problem determination," on page 13

DFS3647W MISPLACED OR DUPLICATE DESCRIPTOR xxxxxxxx. CONTENTS ARE IGNORED.

Explanation: IMS initialization has already processed descriptor records for descriptor name xxxxxxxx. However, a descriptor with the same resource name was found and ignored.

System action: The descriptor records in error are ignored and processing continues.

System programmer response: Correct the error by discarding or repositioning descriptors in IMS.PROCLIB as required.

Problem determination: 1, 6, 10

Related information:

Chapter 2, "IMS problem determination," on page 13

DFS3648 ETO SUPPORT NOT AVAILABLE - DISABLED VIA DFSINTX0

Explanation: The initialization exit routine DFSINTX0 returned a return code of 4 to IMS. A return code of 4 indicates that dynamic terminal support is not wanted, even if it was requested using the ETO= parameter in the JCL or the DFSPByyy member. Since output security is only available for ETO terminals, none of the terminals in the system has output security.

System action: IMS does not allow the creation of any ETO terminals or users until the next IMS restart.

Operator response:

- If ETO terminal support is not wanted, no action is required.
- If ETO terminal support is required, contact the IMS system programmer for assistance.

DFS3649A /SIGN COMMAND REQUIRED.

(3270/SLU2 type devices) IMS Sign on panel

or

(Non-3270/SLU2 devices) /SIGN COMMAND REQUIRED FOR IMS *imsid*. NODE *node name*. (NO) OUTPUT SECURITY AVAILABLE (,REJECTED *reason*.)

Explanation: The user of a terminal requiring sign on, which includes all ETO terminals except ISC, SLU P, and FINANCE terminals, must enter valid sign-on data before IMS will accept other input data, such as transactions, commands, and message switches. The only commands permitted at this time are /SIGN and /RCLSDST.

For 3270 terminals, the first form of the message appears and the sign-on data can be entered into the panel displayed. For non-3270 terminals, the second form of the message appears; use the /SIGN command when permitted.

If this message is sent again due to the rejection of a sign-on attempt, the reason for the rejection will be shown after the word REJECTED.

The last form of this message, the key message, is displayed when the pre-edit message was unable to be built. For all the conditions that cause DFS3649 to be sent, see "Conditions for signon for DFS3649" on page 788.

See the following list for the reason codes *reason* and their meanings:

Code (dec)

	Meaning
04	User profile is not defined to RACF.
08	Password is not authorized, or was not specified.
12	Password has expired.
16	New password is invalid.
20	User is not defined to the group.
24	RACINIT was failed by the installation exit routine.
28	User access has been revoked.
32	RACF is not active.
36	The user's access to the specified group has been revoked.
40	OIDCARD parameter is required but not supplied.
44	OIDCARD parameter is invalid for specified user.
48	User is not authorized to use the terminal.
52	User is not authorized to use the application.
56	Reserved.
60	Reserved.
64	Reserved.
68	Reserved.
72	Reserved.
76	SIGNON internal error

80	Terminal is in conversation.		
84	Reserved.		
88	Terminal is in Preset Mode.		
92	Terminal is in Response Mode.		
96	The terminal is not authorized to this conversation.		
	For a static terminal or a dynamic terminal with the SPQBname the same as the node name, you are not allowed to sign on unless all conversations are held, or you are authorized to use the transaction for the active conversation.		
100	Rejected by DFSCSGNO exit routine.		
104	Storage unavailable to process request.		
108	Reserved.		
112	Rejected by DFSSGNX0 exit routine.		
116	The structure of the /SIGN command is in error.	192	User ID returned in the user output queue buffer from DFSSGNX0 contains invalid characters.
120	Resources unavailable for command.	196	Associated print user name returned in the associated print output buffer from DFSSGNX0 contains invalid characters.
124	The LTERM name returned by DFSSGNX0 exit exists as LU 6.2 descriptor name	200	Queues returned in the user output queue buffer from DFSSGNX0 contain special prefixes reserved to IMS or contain invalid characters. If no buffer data is returned by DFSSGNX0, the parameter in error might have been entered as signon data.
128	Syntax error detected by IMS.	204	Queues returned in the user output queue buffer from DFSSGNX0 are not unique in this IMS system. If no buffer data is returned by DFSSGNX0, then DFSUSER is used as the descriptor but an LTERM with the same name as the user ID exists.
132	Storage unavailable to IMS while processing signon or signoff parameters, or one of the parameters is invalid.	208	Queues returned in the user output queue buffer from DFSSGNX0 contain names that are currently defined as transaction names in this IMS system.
136	Return code 104 from ARM call. Storage was unavailable to complete this call.	212	User structure blocks could not be obtained using DFSBCB.
140	Return code 108 from ARM call. A system error caused this call to fail.	216	User is allocated, but it is not ISC/SLU P/FINANCE.
144	User ID has more than eight characters.	220	User is allocated, and though it is ISC/SLU P/FINANCE, the user address does not match the new user address.
148	Descriptor specified by the USERD parameter could not be found, or no user descriptor could be found (DFSUSER could not be found).	224	User exists and is trying to sign on, but sign-on has the status of having the stopped bit turned on by the /STOP USER command.
152	User descriptor specified has more than eight characters.	228	Sign-on exit routine DFSSGNX0 returned an invalid ICOMPT value that was not between 1 and 4.
156	User structure is already allocated to a terminal structure.	232	Signon exit routine DFSSGNX0 returned an invalid COMPT value that was not between 1 and 4.
160	Associated printer user structure exists and is temporary.	236	User existed as a real user and not a temporary user, but the user does not have any queues.
164	Descriptor name returned in the associated printer output buffer by DFSSGNX0 does not exist in the system.	240	Static or dynamic terminal with this user ID exists on the system.
168	DFSUSER user descriptor does not exist in the system, and no other descriptor was specified to build the associated printer structure.	244	LU6, SLU P, or FINANCE ETO terminal entered a /SIGN command, but there are no user structures available under this terminal.
172	Associated printer structures could not be obtained using DFSBCB.	248	Associated printer buffer from DFSSGNX0 has a LUNAME that does not follow the correct naming conventions.
176	Specified user ID is currently in use as a dynamic user. It is unavailable at this time as a static user ID. Or, the specified user ID is not valid for this terminal type because it was statically defined with the system definition SUBPOOL macro for use with static ISC parallel session nodes.	252	Associated Printer buffer from DFSSGNX0 has a logon descriptor which does not follow the correct naming conventions.
180	USERD parameter cannot be specified by a static terminal.	256	Associated Printer buffer from DFSSGNX0 has a mode table name which does not follow the correct naming conventions.
184	Queues returned in the user output queue buffer that modify the existing user structure do not belong to the existing user.	260	Static user was not found for the user allocation of a static ISC parallel session. A dynamic user was used for the user allocation
188	Queues returned in the user output queue		

	of a static ISC parallel session, or a static user was used for the sign-on to an ETO terminal session.	
264	Session initiation occurred for an ETO terminal that is an output-only device, but no sign-on data (user ID and optionally user password and user descriptor) was included. The session is terminated.	368
268	MSGDEL specifications for the USER and static ISC parallel session terminal did not match. They must be the same.	372
272	The user structure name has been overridden by DFSSGNXO exit, either because a name was provided in USEQUESTN or as a result of suffixing. This name exists as a user descriptor and, therefore, cannot be used as a user structure name by the user signing on.	376
276	The user exists and is currently being used by as part of an /ASSIGN, /STOP, or /OPNDST command.	380
280	An LTERM name with a suffix added contained more than eight characters.	384
284	Temporary user structure is currently in use by another ITASK. Wait a moment and try again.	388
288	The user sign-on exit, DFSSGNX0, has returned an invalid value in either the SGNOSRM1 or SGNOSRM2 field.	392
292	A static terminal attempted to sign on and register the user ID to RM. However, the sign-on is rejected due to an error in RM registration.	396
296	The user exists, but the user has Fast Path input in progress and the user was defined with no Fast Path recovery (RCVYFP=NO). The Fast Path program must complete before the user is allowed to sign on.	400 [®]
300	Password verification is required.	404
304	Password verification failed.	408
308	A failure occurred in obtaining CTBWORK.	412
312	The user is stopped from signing on.	416
316	A user in Fast Path response mode attempted to sign on to an IMS system that is not Fast Path capable or is not using an EMHQ structure.	420
320	A mismatch occurred between the local IMS and RM: user type.	428
324	A mismatch occurred between the local IMS and RM: number of assigned CNTs.	432
328	The user resource in RM does not have a fixed segment.	436
332	The user is currently active.	440
336	The limit has been reached for user update attempts.	444
340	The user is owned by another IMS.	448
344	The user update failed.	500
348	The user ID is owned by an active IMS.	
352	The assigned CNT was not found.	
356	The node query produced no RM output.	
360	The node query failed.	
364	User signon failed. The user attempted to log on as a static terminal, but the node is already defined to RM as a dynamic terminal; or the user attempted to log on as a dynamic terminal, but the node is already defined as static.	
		368
		372
		376
		380
		384
		388
		392
		396
		400 [®]
		404
		408
		412
		416
		420
		428
		432
		436
		440
		444
		448
		500

Attention: For reason codes 4-52, see *z/OS Security Server RACF System Programmer's Guide (SA22-7681)* for further details.

Conditions for signon for DFS3649:

Message DFS3649 is sent for various reasons. The following table contains the conditions under which these messages are sent to different devices.

In the table, a "Y" in the cell indicates that the condition is valid for the device listed at the top of that column. An "N" indicates that this condition will not cause message DFS3649 to be sent to the device listed at the top of that column. Blank cells in the tables

indicate that the condition is not applicable to the device listed at the top of that column.

Because 3270 printers are output-only devices, they never receive message DFS3649.

Numbers 058, 064, 165, 2467, 2469, 3650, 3662, and 3664 in the table indicate that messages DFS058, DFS064,

DFS165, DFS2467, DFS2469, DFS3650, DFS3662, and DFS3664 are received instead of DFS3649.

A sign-on failure for an output-only device causes message DFS2085 to be sent to the MTO with the reason code from the DFS3649 message.

Table 21. Conditions that message DFS3649 is sent to certain devices

Condition	3270	3270P	FIN	SLU1	SLU2	SLU4	SLU P	LU6	NTO
Session initiation (simple)	Y			Y	Y	Y			Y
Session initiation-NOTERM specified, static terminal	N			N	N	N			N
Session initiation-NOTERM specified, ETO terminal, without user data ¹	Y			Y	Y	Y			Y
Session initiation with sign-on data	3650			3650	3650	3650			3650
Session initiation (unattached mode)				N		N			
Session initiation (autologged on)	N			N	N	N			N
Session initiation with bad sign-on data	Y		Y	Y	Y	Y			Y
/SIGN ON failure, static terminal, sign-on not required	Y		2467	Y	Y	Y	2467	2467	Y
/SIGN ON failure, static terminal, sign-on required	Y		Y	Y	Y	Y	Y		Y
/SIGN ON failure, dynamic terminal	Y		2469	Y	Y	Y	2469	2469	Y
Tran or command entered before sign-on when sign-on required-static terminal	Y		Y	Y	Y	Y	Y		Y
Tran or command entered before sign-on when sign-on required-dynamic terminal	Y		165 2469 064 3662	Y	Y	Y	165 2469 064 3662	165 2469 064 3662	Y
/SIGN OFF, static terminal, sign-on not required	058		058	058	058	058	058	058	058
/SIGN OFF, static terminal, sign-on required	Y		Y	Y	Y	Y	Y		Y
/SIGN OFF, dynamic terminal	Y		058	Y	Y	Y	058	058	Y
Remember:									
¹ OPTION=NOTERM does not affect the issuance of the DFS3649 message for dynamic terminals because NOTERM is specified on the USER descriptor. DFS3649 is not suppressed when NOTERM is specified on the USER descriptor because NOTERM is not reflected in the blocks for the node until after sign-on.									

System action: IMS processes signon input data when entered. If the sign-on is successful, message DFS3650I is sent to the terminal. Message DFS3650I provides the status of the terminal session and user.

Operator response: Enter valid signon data as requested. For RACF, the sign-on data consists of the following strings:

User ID

A user identification of eight characters or less.

User Descriptor

An optional keyword indicating a user descriptor name of eight characters or less that is used by IMS to build a user control block structure.

Password

An optional keyword indicating a password of eight characters or less that is associated with the user identification. This field will have a

DFS3650I

non-display attribute. The password is required when RACF is used to verify the sign-on.

Group An optional keyword indicating a group name of eight characters or less that is associated with the user ID.

New Password

An optional keyword indicating a new user password of eight characters or less that replaces the current user password specified in the password field. This field will have a non-display attribute.

Related reference:

➔ z/OS: System code 483

Related information:

"DFS3650I"

The status condition INC-LTRM indicates that the LTERMs requested by the user signon exit (DFSSGNX0), or defined as part of the user descriptor used to build the user structure, were not all successfully allocated to the user. Normally, the requested LTERM could not be obtained because a CNT exists by that name and is currently assigned to a different user. A /DIS ASMT USER command can be issued to determine which LTERMs were allocated successfully to the user.

For ACF/VTAM terminals with 6 to 11 lines, the PRESET DESTINATION and CURRENT SESSION STATUS lines are omitted. For ACF/VTAM terminals with less than six lines and the MFS formatted master terminal, only the first line are displayed.

The third form of the message, the key message, is displayed when the pre-edit message was unable to be built. For all of the conditions that cause DFS3650 to be sent, see Session status for DFS3650I.

DFS3650I SESSION STATUS. IMS Session Status Summary for 3270/SLU2 Devices

Explanation: Session initiation was successfully completed for IMS terminals. For terminals requiring sign-on security, including dynamically defined terminals, the user has successfully signed on to IMS. This message details the status of the session and the user. The status conditions indicated under current session status are:

ASR	RESP	RESP-INP	LOCK
MFST	TEST	RESP-INP-FP	TRA
C1/C2/C3/C4/INOP	CONV-HLD	EXCL	ACTIV
INC-LTRM	*PWD-CHG*	CONV-ACT	

The definitions of these terminal status indicators are in Status and attributes for the /DISPLAY command (Commands).

The status condition *PWD-CHG* indicates that the password for the current user was changed during signon processing.

Session status for DFS3650I

This message is sent for various reasons. The following table contains the conditions under which these messages are sent to different devices.

In the following table, a Y in the cell indicates that the condition is valid for the device listed at the top of that column. An N indicates that this condition does not cause message DFS3649A to be sent to the device listed at the top of that column. Blank cells in the tables indicate that the condition is not applicable to the device listed at the top of that column.

Table 22. Conditions for the DFS3650 message

Condition	3270	3270P	FIN	SLU1	SLU2	SLU4	SLU P	LU6	NTO
Session initiation, static terminal, sign-on not required	Y	Y		Y	Y	Y			Y
Sign-on completed- NOTERM specified	N	N		N	N	N			N
Session initiation with good sign-on data	Y	Y		Y	Y	Y			Y
Session initiation (unattached mode)				N		N			
Session initiation (autologged on)	N	N		N	N	N			N
/SIGN ON, static terminal	Y		Y	Y	Y	Y	Y	Y	Y
/SIGN ON, dynamic terminal	Y		Y	Y	Y	Y	Y	Y	Y

System action: The IMS system continues processing.

Operator response: Verify the status of the session and user. It is possible to enter input such as transactions, commands, and message switches.

Chapter 77. DFS messages, DFS3651I - DFS3700

This topic contains the following messages:

DFS3651I LOGON REJECTED - NODE *nnnnnnnnn*.
DEFAULT LOGON DESCRIPTOR
xxxxxxx REQUIRED BUT NOT
FOUND.

Explanation: While creating the correct session control blocks for node *nnnnnnnnn*, IMS determined that the default logon descriptor *xxxxxxx* was required but not found.

System action: The logon attempt is rejected.

System programmer response: Determine if the node was rejected because it was of an LU type not supported by the installation. If the node is a valid type, determine why the default logon descriptor for that type could not be located.

User response: Contact the system programmer.

DFS3652X DYNAMIC TERMINAL DESCRIPTORS
NOT AVAILABLE

Explanation: IMS initialization or the MFS Device Characteristics Table utility was unable to locate the ETO descriptors from the library with the ddname PROCLIB. IMS initialization requires at least one valid logon descriptor and one valid user descriptor when ETO=YES is requested. The MFS Device Characteristics Table utility requires at least one device descriptor.

System action: IMS initialization abnormally terminates with abend 0015. The MFS Device Characteristics Table utility ends with a return code of 12.


Operator response: Contact the system programmer.

System programmer response: Determine whether the descriptor members that should contain ETO descriptors exist in the data set with the ddname PROCLIB. The member names are DFSDSCM*a* and DFSDSCT*b*, where *a* is the IMS nucleus suffix and *b* is from the DSCT parameter, during IMS initialization. If running the MFS Device Characteristics Table utility, *a* and *b* are from the DSCMSUF and DSCTSUF parameters.

If the members do not exist, create them. If they do exist, determine why IMS was not able to locate the members in the data set with the ddname PROCLIB, or why the required descriptors do not exist in the members.

Problem determination: 1, 6, 10

Related information:

 IMS abend 0015

Chapter 2, "IMS problem determination," on page 13

DFS3653 ATTRIBUTE MIXED WITH SPECIFIC
PARAMETER.

Explanation: A command was entered with a mix of attributes and parameters. If an attribute is specified, all other parameters must be attributes. If a non-attribute parameter is specified, all other parameters must be non-attribute parameters.

System action: The command is rejected.

Operator response: Reenter the command with all attribute parameters or all non-attribute parameters.

DFS3654 COMMAND NOT ALLOWED FOR
DYNAMIC TERMINALS.

Explanation: An /EXCLUSIVE NODE or /TEST NODE command was entered for a node that is an ETO terminal. Commands /EXCLUSIVE NODE and /TEST NODE are invalid for ETO terminals.

System action: The command is rejected.

Operator response: Enter the command again with a node parameter that is static, or enter /EXCLUSIVE USER or /TEST USER to associate exclusive or test status with the user.

Module: DFSICL50

DFS3655 USER SIGNED ON, /EXIT USER
COMMAND INVALID

Explanation: In the /EXIT command with only the CONV and USER keywords (the NODE is not specified), the specified user is signed on. This format of the /EXIT command is valid only when the user is not signed on.

System action: The command is ignored.

Operator response: Reenter the /EXIT command with the NODE keyword.

DFS3656A IMS PASSWORD VERIFICATION

Explanation: For an explanation and actions, see DFS3656.

Related information:

DFS3656

**DFS3656 IMS PASSWORD VERIFICATION,
PLEASE RE-ENTER NEW PASSWORD:**

or

**IMS PASSWORD VERIFICATION, SIGN ON WITH
VERIFY KEYWORD**

Explanation: The user of a VTAM terminal is attempting to change the password during a signon. When password verification is enabled, this message prompts the user to reenter the new password.

The first form of the message, which contains the text **PLEASE RE-ENTER NEW PASSWORD:** is the one normally received by the user, and prompts the user to reenter the new password. The password is not displayed to the terminal.

The second form of the message, which contains the text **SIGN ON WITH VERIFY KEYWORD**, is the one normally received when there are resource constraints, and it is not possible for IMS to issue the first form. In this case, the user is prompted to reenter the password using the /SIGN ON command.

System action: IMS verifies that the new password entered as a response to this message matches the password originally entered. If verification is successful, signon completes successfully, and message DFS3650I is displayed with the status, *PWD-CHG*, to indicate the password was changed. If verification is unsuccessful, signon fails with DFS3649A, return code 304.

Operator response: If the first form of the message is received, reenter the new password. The new password is not displayed on the terminal.

If the second form of the message is received, enter the /SIGN ON VERIFY xxxxxxxx command, where xxxxxxxx is the new password.

Related information:

“DFS3649A” on page 786

“DFS3650I” on page 790

**DFS3657 DESCRIPTOR yyyyyyyyyyyyyyyy IN
MEMBER DFSYDTC EXCEEDS THE
MAXIMUM OF 50 RECORDS.
DESCRIPTOR IGNORED.**

Explanation: IMS was initializing dynamic descriptors and found a descriptor which had more than the maximum of 50 records.

System action: The descriptor is ignored.

System programmer response: If the descriptor must be present, shorten it to 50 records or less. Then restart IMS.

Problem determination: 1, 6

Module: DFSYIDC0

Related information:

Chapter 2, “IMS problem determination,” on page 13

**DFS3658X GET REQUEST FAILED FOR xxxxxxxx
DESCRIPTOR BLOCK.**

Explanation: IMS was unsuccessful in obtaining a storage for descriptor block xxxxxxxx while initializing the ETO terminal or LU 6.2 descriptor.


System action: IMS abnormally terminates with abend 0095.

Operator response: Contact the system programmer.

System programmer response: If dynamic resources are required, increase the available storage to the IMS control region.

Problem determination: 1, 6, 10

Related information:

 IMS abend 0095

Chapter 2, “IMS problem determination,” on page 13

**DFS3659X SYN ERROR OCCURRED READING
DESCRIPTOR yyyyyyyyyyyyyyyy IN
MEMBER DFSYDTC**

or

**I/O ERROR OCCURRED READING DESCRIPTOR
yyyyyyyyyyyyyyyy IN MEMBER DFSYDTC**

Explanation: IMS initialization or the MFS Device Characteristics Table utility received an I/O error while reading the descriptor records for descriptor name xxxxxxxx from the member yyyyyyyy of IMS.PROCLIB. When this message is received from the MFS Device Characteristics Table utility, xxxxxxxx contains DCTABLE.

System action: IMS initialization abnormally terminates with abend 0015. The MFS DCT Utility ends with a return code of 12.


Operator response: Contact the system programmer.

System programmer response: Rebuild member yyyyyyyy of IMS.PROCLIB for which the I/O error occurred.

Problem determination: 1, 6, 10

Module: DFSYIDC0

Related information:

 IMS abend 0015

Chapter 2, “IMS problem determination,” on page 13

DFS3660W EDIT ROUTINE xxxxxxxx DEFINED BY DESCRIPTOR yyyyyyyyyy CANNOT BE FOUND. DESCRIPTOR IGNORED.

Explanation: IMS was processing the EDIT= parameter of logon descriptor yyyyyyyyyy when the search for the physical edit routine xxxxxxxx was unsuccessful. If the edit routine xxxxxxxx is not used by any static terminals defined in the IMS system definition, you must bind it into IMS.SDFSRESL.

System action: The descriptor is ignored.

System programmer response: Correct the physical edit routine name on descriptor yyyyyyyyyy, if it is incorrect. If the physical edit routine name xxxxxxxx is correct, link edit the module into the IMS.SDFSRESL. The descriptor yyyyyyyyyy is unavailable until the problem is corrected and IMS is restarted.

Problem determination: 1, 6, 10

Related information:

Chapter 2, "IMS problem determination," on page 13

DFS3661W DESCRIPTOR xxxxxxxx HAS AN INVALID OR DUPLICATE KEYWORD yyyyyyyyyy. THE KEYWORD IS IGNORED.

Explanation: While IMS was processing the definition for ETO descriptor xxxxxxxx, an invalid keyword (unrecognizable string or invalid for this device type) or duplicate keyword yyyyyyyyyy was found.

System action: The invalid or duplicate keyword string is ignored.

System programmer response: Locate the descriptor having the resource name of xxxxxxxx. Correct the keyword in error. If the default selected by IMS for the erroneous keyword is incorrect, restart IMS with the corrected descriptor.

Problem determination: 1, 6, 10

Related information:

Chapter 2, "IMS problem determination," on page 13

DFS3662W COMMAND REJECTED BY reason

Explanation: This message is issued when a command from a terminal is rejected by security checking.

If enhanced command security is included in the IMS system, the command initially goes through a RACF security check.

reason can be one of the following:

RACF; return code
DFSCCMD0
DEFAULT COMMAND SECURITY

If RACF rejected the command, and the DFSCCMD0 user exit routine did not override the RACF rejection, IMS displays the message: COMMAND REJECTED BY RACF; return code.

Possible return codes from RACF:

USER NOT AUTH; RC=08

User is not authorized for the command by RACF.

SIGNON REQUIRED

Command is RACF-protected and the user is not signed on.

RACF NOT ACTIVE; RC=12

RACF is not active, and RACF transaction or command class is active.

INVALID EXIT RC; RC=16

RACF installation exit routine returned an invalid return code.

INSTALL ERROR; RC=20

RACF is not installed or an incorrect level of RACF is installed.

RACF POE ERROR; RC=24

The RACF profile has a conditional access list, the port-of-entry field in the security token is filled by blanks, and the port-of-entry class is active.

NO PASSWORD; RC=36

RACF password verification is required but no password was given.

System action: The command is rejected.

Operator response: You are not authorized to use the command that was rejected. See the system programmer if you believe you should be authorized to use the rejected command.

Module: DFSCIOB0

DFS3663I UNSUPPORTED DEVICE-TYPE LOGON REJECTED- NODE xxxxxxxx

Explanation: The LU type, as specified in the CINIT of the logging-on terminal, is not allowed by IMS.

System action: Processing continues.

Operator response: Inform the system programmer.

System programmer response: Verify that the mode table entry for the indicated LU specifies an LU type acceptable to IMS. Verify that the mode table entry for the indicated LU specifies device characteristics correctly.

DFS3665W DESCRIPTOR MSNAME xxxxxxxx CONTAINS DUPLICATE REMOTE LTERM yyyyyyyyyy.

Explanation: IMS initialization detected that descriptor xxxxxxxx contains a remote LTERM name of yyyyyyyyyy that is a duplicate of another remote LTERM in the system.

System action: The remote LTERM *xxxxxxx* is ignored and processing continues.

Operator response: Remove the duplicate remote LTERM from the MSNAME descriptor.

DFS3666W **DESCRIPTOR NAME** *xxxxxxx* **CONTAINS INVALID CHARACTERS. DESCRIPTOR IS IGNORED.**

Explanation: IMS initialization detected that descriptor *xxxxxxx* contains invalid characters and does not conform to the IMS rules for valid resource names. All descriptor names must be 1 to 8-alphanumeric characters, that is, letters A through Z, digits 0 through 9, and national characters #, \$, and @. For logon and user descriptors, the first character must be alphabetic (A-to-Z, #, \$, or @).

System action: The descriptor *xxxxxxx* is ignored and processing continues.

System programmer response: Correct the name in error.

Problem determination: 1, 6, 10

Related information:

Chapter 2, "IMS problem determination," on page 13

DFS3667W **DESCRIPTOR** *xxxxxxx* **CONTAINS AN INVALID NAME OF** *yyyyyyyyy*. **THIS REMOTE LTERM IS IGNORED.**

Explanation: IMS initialization detected that descriptor *xxxxxxx* contains a remote LTERM name *yyyyyyyyy* that does not conform to IMS rules for valid LTERM names.

The rules for the LTERM name are:

- It cannot match a transaction name or an MSNAME link name.
- It cannot start with the characters INQU.
- It cannot be WTOR or DFSMTCNT.
- All remote LTERM names must be 1 to 8-alphanumeric characters, that is, letters A through Z, digits 0 through 9, and national characters #, \$, and @.

If the queue name is omitted in the LTERM parameter, field *yyyyyyyyy* contains N/A.

System action: The remote LTERM *xxxxxxx* is ignored and processing continues.

System programmer response: Change the name in error.

Problem determination: 1, 6, 10

Related information:

Chapter 2, "IMS problem determination," on page 13

DFS3668W **DESCRIPTOR** *xxxxxxx* **CONTAINS QUEUE** *yyyyyyyyy* **WITH AN INVALID NAME.**

Explanation: IMS initialization detected that descriptor *xxxxxxx* contains a queue name *yyyyyyyyy* that does not conform to the IMS rules for valid LTERM names.

The rules for the LTERM name are:

- It cannot match a transaction name or an MSNAME link name.
- It cannot start with the characters INQU.
- All LTERM names must be 1 to 8-alphanumeric characters, that is, letters A through Z, digits 0 through 9, and national characters #, \$, and @.

If the queue name is omitted in the LTERM parameter, field *yyyyyyyyy* contains N/A.

System action: Descriptor *xxxxxxx* is ignored, and processing continues.

System programmer response: Change the queue name in error.

Problem determination: 1, 6, 10

Related information:

Chapter 2, "IMS problem determination," on page 13

DFS3669W **DESCRIPTOR** *xxxxxxx* **CONTAINS QUEUE ALREADY DEFINED BY DESCRIPTOR** *yyyyyyyyy*.

Explanation: IMS initialization processed descriptor records for descriptor name *yyyyyyyyy*. A subsequent descriptor, *xxxxxxx*, attempted to build a control block with the same name as the control block built by descriptor *yyyyyyyyy*.

System action: Descriptor *xxxxxxx* is ignored, and processing continues.

System programmer response: Remove the duplicate queue name from either descriptor.

Problem determination: 1, 6, 10

Related information:

Chapter 2, "IMS problem determination," on page 13

DFS3670W **DESCRIPTOR** *xxxxxxx* **HAS INVALID PARAMETER** *yyyyyyyyy* **FOR KEYWORD** *zzzzzzzz*. **THE DEFAULT WAS USED.**

Explanation: IMS initialization detected an error in descriptor *xxxxxxx* for parameter *yyyyyyyyy* on keyword *zzzzzzzz*.

System action: The default for this parameter is used. The remaining parameters for this keyword are skipped, and the defaults are used instead.

System programmer response: Correct the invalid parameter in descriptor *xxxxxxx*.

Problem determination: 1, 6, 10

Related information:

Chapter 2, "IMS problem determination," on page 13

DFS3671I INVALID DESCRIPTOR SPECIFIED.
DESC = aaaaaaaaa NODE = bbbbbbbb

Explanation: IMS did not recognize the logon descriptor name as specified in the user data field of the logging-on node CINIT. This message is also issued for an invalid descriptor name override provided by the logon exit (DFSLGNX0).

System action: Processing continues.

Operator response: Inform the system programmer.

System programmer response: Verify that the descriptor name specified in the logon request is defined to IMS.

DFS3672I SESSION ERROR. TYPE=aaa CODE=bb
QUAL.=cc MSG=dddd
IPADDR..PORT=eee.eee.eee.eee..fffff

Explanation: A session establishment or disconnection error occurred. This message supplies information to assist in diagnosing the problem indicated by message DFSddd.

In the message text:

aaa The VTAM exit driven when the error occurred.

bb The location code of the error.

cc The location qualifier of the error.

dddd The DFS message number.

eee.eee.eee.eee

The TCP/IP address.


fffff The TCP/IP port number.

System action: Processing continues.

Operator response: Inform the system programmer.

System programmer response: Use the indicated information to further identify the nature of the problem.

Related reference:

 Qualifier codes (Diagnosis)

DFS3673W DESCRIPTOR xxxxxxxx CONTAINS
LTERM yyyyyyyy WHICH IS
STATICALLY DEFINED.

Explanation: This message is issued when a remote LTERM or a queue for the descriptor xxxxxxxx is already defined to the system. If yyyyyyyy is already defined, then it must have been defined during the system definition.

System action: For a remote LTERM, then it is ignored. If this is a queue for a descriptor, the user descriptor is ignored.

System programmer response: Remove the descriptor or the LTERM definition in the system definition.

Problem determination: 1, 6, 10

Related information:

Chapter 2, "IMS problem determination," on page 13

DFS3674W MNPS SPECIFIED, USERVAR
IGNORED

Explanation: In an extended recovery facility (XRF) environment, the MNPS and USERVAR keywords were both specified during IMS initialization, in IMS execution parameters, or DFSSHBxx PROCLIB member. These are mutually exclusive keywords, and MNPS overrides the USERVAR keyword.

System action: IMS operates XRF using MNPS. The USERVAR is ignored.

Operator response: Verify that MNPS is the environment you want, and reinitialize IMS if necessary.

System programmer response: Verify MNPS and USERVAR are defined correctly in the IMS execution parameters or PROCLIB members, or both.

Module: DFSAINB0

DFS3675I INVALID LOGON TO THE APPLID
ACB - NODE *nodename*

Explanation: In an extended recovery facility (XRF) environment, IMS was using MNPS for session persistence. As a result, there were two VTAM application control blocks (ACB) in use - the MNPS ACB and the APPLID ACB. The APPLID ACB can only be used by the MTO and the XRF surveillance link. However, a VTAM terminal *nodename*, which is not the MTO or surveillance link, attempted to logon to the APPLID ACB.

System action: IMS rejects the logon attempt.

Operator response: Log the terminal onto the MNPS ACB. Use /OPNDST command to automatically use this ACB, or use /DISPLAY ACTIVE DC or /DISPLAY HSB to determine the MNPS ACB name.

System programmer response: No action is required.

Module: DFSCNXA0

DFS3676I ETO SUPPORT NOT AVAILABLE-
FEATURE NOT INSTALLED OR
LICENSED.

Explanation: Initialization of the Extended Terminal Option (ETO) had been requested using the execution parameter ETO=Y. However, initialization detected that the ETO feature has not been installed or licensed.


System action: IMS initialization terminates with abend 3476.

Operator response: See system programmer response.

System programmer response: You can suppress this message by changing the IMS execution parameter to ETO=N. If ETO is required, it must be installed or licensed.

Problem determination: 1, 6, 10, 13

Related information:

 IMS abend 3476

Chapter 2, "IMS problem determination," on page 13

DFS3677W *aaaaaaaa* HAS AN INVALID
PARAMETER FOR KEYWORD *bbbbbbbb*.
KEYWORD IS IGNORED, DEFAULT
NOT USED.

Explanation: IMS was processing dynamic terminal descriptors when it encountered an invalid parameter for keyword *bbbbbbbb*.

System action: The keyword is ignored, but the default is not used.

System programmer response: Locate the descriptor with the resource name *aaaaaaaa*. Correct the invalid parameter. If IMS cannot run without this keyword, IMS must be restarted.

Problem determination: 1, 6, 10

Related information:

Chapter 2, "IMS problem determination," on page 13

DFS3678E TYPE *t* DESCRIPTOR *desc_id* IN
MEMBER *member* EXCEEDS THE
MAXIMUM OF *nnn*. IT WAS
IGNORED.

Explanation: The number of type-*t* descriptors in the DFSYDTx PROCLIB members exceeds the maximum number, *nnn*, that can be defined for the descriptor type. The descriptor identified in the message text is ignored.

OTMA initializes descriptors in the order in which they are coded in the DFSYDTx PROCLIB member. The descriptor identified in the message text by *desc_id* might not be the descriptor that was added to cause the maximum number to be exceeded.

In the message text:

t The descriptor type, either D or M.

Type D descriptors are OTMA destination descriptors. Type M descriptors are OTMA client descriptors.

desc_id The ID of the descriptor. For type D descriptors, this is the destination name. For type M descriptors, this is the OTMA client name.

member The name of the OTMA DFSYDTx member in the IMS.PROCLIB data set that contains the descriptors.

nnn The maximum allowable number of descriptors for the descriptor type identified by *t*. You can specify a maximum of 510 for type D descriptors or a maximum of 255 for type M descriptors.

System action: This message is issued, OTMA ignores the descriptor, and IMS continues to run normally. The client or destination definitions in the descriptor that is identified in the message text are not available for use.

Programmer response: Delete or reuse any descriptors that are no longer required. If you need to add an ALTPCB destination descriptor and you cannot delete or modify any existing destination descriptors to accommodate the new descriptor, you can code the definitions in the OTMA Destination Resolution exit routine (OTMAYPRX) and the OTMA User Data Formatting exit routine (DFSYDRU0).


If you modified any client descriptors, restart IMS to add the changes to the online IMS system.

If you modified any destination descriptors in the DFSYDTx member, you must cold start IMS to add the changes to the online system.

If you modified or replaced any destination descriptors by using the UPDATE OTMADESC, DELETE OTMADESC, and CREATE OTMADESC commands, you do not need to restart IMS.

Module: DFSYIDC0

Related reference:

 DFSYDTx member of the IMS PROCLIB data set (System Definition)

DFS3680W UNABLE TO ADD EDIT ROUTINE
xxxxxxx IN DESCRIPTOR *yyyyyyyy* TO
TABLE. DESCRIPTOR IGNORED.

Explanation: IMS issues this message during initialization when it cannot expand the size of the dynamic user edit routine name and address table.

System action: The descriptor is ignored.

System programmer response: Increase the amount of virtual storage available to IMS.

Problem determination: 1, 6, 10

Related information:

Chapter 2, "IMS problem determination," on page 13

DFS3681W DESCRIPTOR NAME XXXXXXXX
SAME AS TRANSACTION NAME.

Explanation: This message is issued when the LU 6.2 descriptor initialization routine attempts to create a descriptor which has the same name as a transaction name initialized by the ETO initialization routine.

System action: This LU 6.2 descriptor is ignored.

System programmer response: Remove the descriptor definition from the input.

Problem determination: 1, 6, 10

Related information:

Chapter 2, "IMS problem determination," on page 13

DFS3682W **DESCRIPTOR NAME XXXXXXXX
SAME AS STATIC LTERM NAME.**

Explanation: This message is issued when the LU 6.2 descriptor initialization routine attempts to create a descriptor which has the same name as a static LTERM name initialized by the ETO initialization routine.

System action: This LU 6.2 descriptor is ignored.

System programmer response: Remove the descriptor definition from the input.

Problem determination: 1, 6, 10

Related information:

Chapter 2, "IMS problem determination," on page 13

DFS3683W **DESCRIPTOR NAME XXXXXXXX
SAME AS DESCRIPTOR LTERM
NAME.**

Explanation: This message is issued when the LU 6.2 descriptor initialization routine attempts to create a descriptor which has the same name as a descriptor LTERM name initialized by the ETO initialization routine.

System action: This LU 6.2 descriptor is ignored.

System programmer response: Remove the descriptor definition from the input.

Problem determination: 1, 6, 10

Related information:

Chapter 2, "IMS problem determination," on page 13

DFS3684W **DESCRIPTOR xxxxxxxx EXCEEDS THE
MAXIMUM OF 8 LTERMS.
DESCRIPTOR IGNORED.**

Explanation: IMS was initializing dynamic descriptors and found a user descriptor which had more than the maximum of 8 LTERM= keywords.

System action: The descriptor is ignored.

System programmer response: Reduce the number of LTERM keywords specified on the user descriptor to 8 or less, then restart IMS.

Problem determination: 1, 6

Related information:

Chapter 2, "IMS problem determination," on page 13

DFS3685I *variable output headings*

Explanation: This message is issued to improve the readability of the output written by the ACB Generation and Catalog Populate utility (DFS3UACB).

In the message text:

variable output headings

The output headings printed with this message include:


- COMBINED ACB GEN & POPULATE UTILITY
- *** POPULATION INPUT PARAMS ***
- *** END OF POPULATION PARAMS ***

System action: The DFS3UACB utility continues processing and writing additional output to the console.

Programmer response: No action is required.

Module: DFS3UACB

Related reference:

 ACB Generation and Catalog Populate utility (DFS3UACB) (System Utilities)

DFS3686I *variable message text RC=rc*

Explanation: This message is issued to indicate the processing status of the ACB Generation and Catalog Populate utility (DFS3UACB).

In the message text:

rc The return code, if any, issued by the DFS3UACB utility.

variable message text

The output headings printed with this message include:


- DFS3UACB ACBGEN PROCESS COMPLETED SUCCESSFULLY, RC=00
- DFS3UACB ACBGEN PROCESS COMPLETE, RETURN CODE RC=xx
- DFS3PPRM DD CARD FOUND, DEFAULT PARMS BEING OVERRIDDEN
- DFS3UACB CATALOG POPULATE PROCESS COMPLETED SUCCESSFULLY, RC=00
- DFS3UACB CATALOG POPULATE PROCESS COMPLETE, RETURN CODE RC=xx

System action: Processing continues until the final status message is issued.

Programmer response: No action is required.

Module: DFS3UACB

Related reference:

 ACB Generation and Catalog Populate utility (DFS3UACB) (System Utilities)

DFS3687E *variable message text*

Explanation: The ACB Generation and Catalog Populate utility (DFS3UACB) encountered an error.

In the message text:

variable message text

The message text that follows the message number. The message text can be one of the following:

- DFS3PPRM DD DUMMY NOT ALLOWED
- AN ERROR OCCURRED OPENING THE DFS3PPRM DATASET
- NO DFS3PPRM STATEMENTS FOUND
- UNEXPECTED ERROR - UNABLE TO DETERMINE SOURCE

System action: Processing continues until the final status message is issued.

Programmer response: If you intended to provide a DFS3PPRM DD statement, correct the error and rerun the utility.

If you the default settings of the IMS Catalog Populate utility (DFS3PU00) are acceptable, you do not need to take any action.

Module: DFS3UACB

Related reference:

➡ ACB Generation and Catalog Populate utility (DFS3UACB) (System Utilities)

DFS3688I **Transaction aaaaaaaaa expired:**
EXPRTIME=nnnnnnn, ELAPSE=ssssss

or

Transaction expired

or

Transaction aaaaaaaaa expired: ELAPSE=ssssss TPIPE=pp
TMEMBER=mm

Explanation: A transaction has been discarded because it has expired. This message is sent to the terminal as an informational message. The decision to cause the transaction to expire was based on the difference between the transaction arrival time and the store clock (STCK) value at GU time. The difference is compared with the EXPRTIME value of the scheduler message block (SMB). If the difference is equal to or greater than the EXPRTIME value, the transaction is discarded and log record X'67D0' is written. In the message, TRAN is the SMBNAME, EXPRTIME is the EXPRTIME parameter of the TRANSACT macro, and ELAPSE is the difference between the STCK value at GU time and the transaction arrival time.

In the message text:

aaaaaaaa

The transaction code.

mm The tmember name for the OTMA input message.

nnnnnnn The time specified in the SMB.

pp The tpipe name for the OTMA input message.

ssssss The difference between the transaction arrival time and the STCK value at GU time. The elapsed time is represented in hexadecimal number.

The second version of this message is sent to the terminal only when a DFSPPOOL GET fails.

System action: After discarding the transaction, the system retrieves the next transaction in the message queue and processes it. If no message exists, a QC status code is returned to the message processing program (MPP).

Programmer response: No action is required.

DFS3689W **USE OF {TRAN|LTERM|DB|PROG}**
resourcename **BY {LOCK|UNLOCK}**
REJECTED; reason

Explanation: The transaction, LTERM, database, or program resource entered as a parameter on the /LOCK or /UNLOCK command is not authorized for use by the user entering the command. The *reason* for the rejection is:

RESOURCE NOT AUTH; RC=08

User is not authorized to this IMS resource by RACF.

RACF NOT ACTIVE; RC=12

RACF is not active.

BY RACF EXIT; RC=16

RACF exit gave an invalid return code.

INSTALL ERROR; RC=20

RACF is not installed or an incorrect level of RACF is installed.

RACF POE ERROR; RC=24

The RACF profile has a conditional access list, the port-of-entry field in the security token is filled by blanks, and the port-of-entry class is active.

RACF DS DELETED; RC=28

The resource class was selected by RACROUTE REQUEST=LIST GLOBAL=YES, but the RACF data space was deleted.

NO PASSWORD; RC=36

User verification is required; no password was supplied.

WRONG PASSWORD; RC=40

User verification failed password.

IMS EXIT CD; RC=xx

The IMS resource was not authorized. *xx* is the return code.

Note: RC= represents a decimal value.

Additional codes can be supplied by a user-written IMS exit routine.

System action: The command entered is ignored.

Operator response: Reenter the command with the correct password, or enter another IMS resource that does not violate security.

Programmer response: No action is required.

Problem determination: None.

Module: DFSICL90

DFS3690 XRF CLASS 1 RECOVERY CHANGED TO CLASS 2 NODE X (USER Y)

Explanation: Node X was defined for XRF class 1 support, but the session could not be recovered successfully during the takeover process by the alternate IMS system. Takeover for node X is changed to that of class 2.

System action: The session with node X is terminated and then automatically restarted by IMS as defined for XRF class 2 support. Additional information is available using IMS trace records (X'6701' with IDs of 'HCSW', 'CVCV', and 'CVCT'). If sign-on was required, then a DFS3649A /SIGN COMMAND REQUIRED message is sent.

Operator response: (entering terminal operator) The terminal operator might be required to sign on again as appropriate. Enter the last input again and the last output might be sent again by IMS.

Programmer response: IMS automatically terminates the session with node X and then automatically attempt to reestablish it. If subsequent session failures occur, the session can also be reestablished by node x or by an IMS /OPNDST command.

Problem determination: 1, 5, 6, 12, 14, 36

Module: DFSCMT50

Related information:

DFS3649A

Chapter 2, "IMS problem determination," on page 13


DFS3691W GENERIC RESOURCES START/STOP FAILED, SETLOGON RC=xx,FDB2=yy

Explanation: An IMS system attempted to join a generic resource group, but failed.

System programmer response: For an explanation of the RC and FDB2 fields, see *z/OS Communications Server IP and SNA Codes* (SC31-8791) or *VTAM Messages and Codes* (SC31-6493). Correct the problem before retrying.

If RC=14x and FDB2=86x, the problem is caused by existing VTAM sessions with IMS. Issue a /CLSDST NODE command from a non-VTAM terminal (such as the system console) for any active VTAM terminals, including the MTO.

Related reference:

 z/OS: RPL RTNCD and FDB2 return code combinations

DFS3692W GENERIC RESOURCES INVALID FOR XRF SYSTEMS, GRSNAME IGNORED.

Explanation: A generic resources command was attempted on an Extended Recovery Facility (XRF)-capable system. IMS XRF systems cannot participate as members of a generic resources group.

DFS3693W SYSTEM NOT GENERIC RESOURCES CAPABLE - COMMAND REJECTED

Explanation: A generic resources command, such as /DISPLAY AFFIN, was issued on an IMS system that is not currently configured to support generic resources.

System action: The command is rejected.

Programmer response: Enable either TCP/IP generic resources or VTAM generic resources, and then reenter the command.

DFS3694W START GENERIC RESOURCES TERMINATED, VTAM FUNCTION NOT ENABLED

Explanation: IMS attempted to join a Generic Resource Group, but VTAM is not enabled for the generic resources function.

System action: The command is rejected.

System programmer response: Ensure that VTAM is sysplex capable, and connected to the generic resource CF structure ISTGENERIC. After making this corrections, you can attempt to start IMS generic resources using the /START VGRS command.

Programmer response: Enable generic resources, then reenter the command.


DFS3700 PARAMETER ALL NOT VALID WITH KEYWORD

Explanation: The parameter ALL is not allowed for the keyword specified in the command. The IMS keyword table (DFSCKWD0) was modified to prevent the use of the ALL parameter with this keyword for IMS commands (except for commands entered by an AOI application) by specifying ALL=NO on the KEYWD macro.

System action: The command is rejected.

Operator response: (master terminal) Reenter the command specifying individual resource names or a range of resource names, if applicable.

Related reference:

 IMS Command Language Modification facility (DFSCKWD0) (Exit Routines)

Chapter 78. DFS messages, DFS3701I - DFS3750A

This topic contains the following messages:

DFS3701I INSUFFICIENT STORAGE TO RESTART AREA *areaname*-AREA STOPPED

Explanation: During an emergency restart, the emergency restart processor, DBFERSTO, was unable to obtain storage for an internal control block, ADSC, used to recover the named DEDB area data set. Consequently, DBFERSTO was not able to restart the area.

System action: The indicated area is stopped and emergency restart continues.

Programmer response: Either restart IMS with more virtual storage or continue with the current restart, and run the Database Recovery utility, DFSURDB0, for the indicated area.

DFS3702I AREA/ADS OPEN FAILED REASON CODE=*nn* *message subtext*

Explanation: IMS is shutting down or IRLM is being disconnected from this IMS.

The DEDB area or ADS failed to open. The reason code indicates the cause of the failure. The second message contains one of the following reason codes and *message subtext* (*nn*) which briefly explains the cause for the error.

Code (Dec)

	<i>message subtext</i>
01	AREA= <i>areaname</i> DD= <i>ddname</i> DEVICE TYPE NOT SUPPORTED
02	AREA= <i>areaname</i> DD= <i>ddname</i> EQE EXISTS
03	LOCK FOR UPDATE TO AREA= <i>areaname</i> FAILED
04	AREA= <i>areaname</i> CI SIZE > USER DEFINED BUFFER SIZE
05	AREA= <i>areaname</i> BUFFER PAGE-FIXING FAILED
06	AREA= <i>areaname</i> AUTHORIZATION FAILED
07	UNLOCK FOR UPDATE TO AREA= <i>areaname</i> FAILED
08	LOCK FOR READ TO AREA= <i>areaname</i> FAILED
09	AREA= <i>areaname</i> HAS NO AVAILABLE ADS
10	AREA= <i>areaname</i> DD= <i>ddname</i> DUPLICATE <i>ddname</i> FOUND
11	AREA= <i>areaname</i> SPACE FOR ADSC(S) UNAVAILABLE
12	AREA= <i>areaname</i> RECEIVED A BAD RETURN CODE FROM DBRC

13	AREA= <i>areaname</i> DD= <i>ddname</i> MEDIA MANAGER CONNECT FAILED
14	AREA= <i>areaname</i> DD= <i>ddname</i> INCONSISTENT DSN SPECIFIED BETWEEN IN RECON AND IN ALLOCATED DATA SET
16	AREA= <i>areaname</i> VSO I/O TOLERATED DATA LOST
17	AREA= <i>areaname</i> DD= <i>ddname</i> ALLOCATION FAILED
18	AREA= <i>areaname</i> UPDATE LEVEL INCONSISTENCY EXISTS
19	AREA= <i>areaname</i> DD= <i>ddname</i> 2ND CI I/O ERROR OCCURRED
20	AREA= <i>areaname</i> DD= <i>ddname</i> RDJFCB/MODCB ERROR
21	AREA= <i>areaname</i> ACCESS INTENT IS NOT UP/EX FOR REORGANIZATION RECOVERY
22	AREA= <i>areaname</i> REORGANIZATION IDENTIFICATION FAILED
23	AREA= <i>areaname</i> ALL THE ADS'S ENCOUNTERED 2ND CI ERROR
24	AREA= <i>areaname</i> NOTIFY TO OTHER SUBSYSTEM(S) FAILED
25	AREA= <i>areaname</i> SOME ADS ENCOUNTERED 2ND CI ERROR
26	AREA= <i>areaname</i> ACBLIB AREA NUMBER NOT EQUAL DMAC
27	AREA= <i>areaname</i> DD= <i>ddname</i> GETMAIN FOR MEDIA MANAGER CONTROL BLOCKS FAILED
28	AREA= <i>areaname</i> DBD AND DATA SET DEFINITIONS INCONSISTENT
29	AREA= <i>areaname</i> IMS LEVEL OF AREA NOT SUPPORTED
30	AREA= <i>areaname</i> CALC. NEXT SDEP NOT WITHIN SDEP RANGE.
31	AREA= <i>areaname</i> DD= <i>ddname</i> THE HIGH RBA IS LESS THAN THE END OF THE AREA
34	AREA= <i>areaname</i> 2ND CI EEQE OWNED BY SHARING SYSTEM
35	AREA= <i>areaname</i> UNABLE TO OBTAIN VSO CONTROL BLOCK
36	AREA= <i>areaname</i> UNABLE TO OBTAIN VSO CONTROL BLOCK
37	AREA= <i>areaname</i> REQUEST FOR DATA SPACE FAILED
38	AREA= <i>areaname</i> DATA SPACE AUTHORIZATION FAILED
39	AREA= <i>areaname</i> UNABLE TO OBTAIN VSO CONTROL BLOCK
40	AREA= <i>areaname</i> IMODULE GETMAIN FAILURE OCCURRED

DFS3702I

- 41 AREA=*areaname* COUPLING FACILITY
CONNECT FAILED
- 42 AREA=*areaname* VSO AREA HAS IOT EEQES
- 44 AREA=*areaname* DD=*ddname* MADS I/O
timing is detected
- 45 AREA=*areaname* REQUEST FOR VLOCK
FAILED.
- 46 AREA=*areaname* IS IN A QUIESCE STATE. 11

System action: When an open ADS failure occurs during the processing of the DEDB area data set Create utility, the named area continues processing. An invalid return code is returned to the utility. Otherwise, the area is stopped.

Programmer response:

Code (dec)

Meaning

- 01 Check the appropriate VSAM catalog or JCL DD statements if a disk device is specified for the named ADS. If dynamic allocation occurs, check the dynamic allocation parameter list to find a device type specified for the named ADS. If a different device type was specified, correct the device type to the disk device and rerun the job. 16
- 02 This condition should not occur. Check why the named ADS was changed to an available status. After changing the named ADS status to an unavailable status, rerun the job.
- 03 The application program terminates when the dependent region abends. After preparing the tracing facilities for lock, rerun the job.
- This reason code can be issued if a Fast Path area open failed because the PI limit of 63 active waiters was reached.
- 04 Check the database definition (DBD) and the VSAM definition for the named area. Also, check the BSIZ in the startup procedure. Correct the control interval (CI) size or buffer size (BSIZ), and rerun the job.
- 05 The number of allocated buffers is not sufficient to fill the buffer allocation request. The number of allocated buffers is defined by the DBBF parameter in the IMS EXEC parameters.
- For a description of the dbbf value, see the IMS system definition information.
- 06 Follow the Programmer response of message DFS3709A or DFS3711A either of which might precede this message. 17
- 07 See the description for reason code 03 in this message.
- 08 See the description for reason code 03 in this message.
- 09 Check an ADS list of the DBRC RECON data set and change at least one ADS to an available status by using the CHANGE.ADS command. 18
- 10 The named ddname exists in the IMS

subsystem, which means the ADS has been opened. If the ADS to be opened is already open, delete the DD statement for the named ddname. If the named ddname was incorrect, and thus coincidentally matched another ddname in the IMS subsystem, correct the input ddname and then rerun the job.

Rerun the job later when the common service area (CSA) usage is low.

12 Check the information given for the DBRC RECON data set for the named area. If the information is incorrect, correct the error and rerun the job.

13 Follow the programmer response in message DFS2569I, which precedes this message.

14 Either the dsname specified in the ADS list of the DBRC RECON data set, the JCL DD statement, or the dynamic allocation parameter list is incorrectly specified. Correct the specified dsname and rerun the job.

Case 1 The area had the virtual storage option active when an XRF takeover occurred, and an EEQE was created to show that the area had I/O tolerated data in its data space. Before the I/O toleration purge, one of the following events occurred:

- The area was shut down internally due to a severe error and has not yet been recovered.
- IMS failed and was restarted with a cold start; the area has not yet been recovered

Case 2 The VSO area lost connection to its structure, and an EEQE for RBA 0 was created to indicate area has I/O tolerated data in the old structure. If an area is able to reconnect to the old structure, IMS resolves the I/O toleration data and deletes the EEQE. If the area was connected to a new structure, the I/O tolerated data in the old structure is lost.

In either case, the I/O tolerated data has been lost and the area must be recovered. Ensure the ADS marks unavailable. Run the database recovery utility to recover the lost data and delete the EEQE.

If a DD statement is specified, specify the correct ddname. If the DD statement is missing, specify a DD statement. (The DD statement is located in the control region JCL.) If a dynamic allocation failed, follow the programmer response for DFS2502W or DFS2503W. Then, rerun the job.

Run your database print program or a VSAM access method service program to print all the area data sets. Find at least one correct ADS, issue a CHANGE.ADS command for those

- ADSs that are incorrect, change the available status to an unavailable status, and rerun the job. Or follow your recovery procedure.
- 19, 20 Check the DBRC RECON data set if the named ADS is set to an unavailable status. If the named ADS was set to an available status, change the status by the CHANGE.ADS command and rerun the job.
- 21 Reorganization recovery is requested, but ACCESS INTENT is neither UP nor EX. Set ACCESS INTENT to UP or EX with /START DB ACCESS or UPDATE DB START(ACCESS) SET(ACCTYPE()) command and rerun the job.
- 22 The system tried to check whether the reorganization utility was running or had been running among subsystems, but failed. Either IMS or IRLM might not be working correctly, thus causing a notify error. Rerun the job, and if the same error persists, restart IMS, IRLM, or both.
- 23 In a block level sharing environment, reorganization recovery ended successfully, and the system then tried to update the second CI or the area, but failed. Run the database recovery utility to recover the area, and then rerun the job.
- 24 In a block level sharing environment, reorganization recovery ended successfully. The system then tried to update the second CI of the area for the other subsystems, but failed. Either IMS or IRLM might not be working correctly, thus causing a notify error. Rerun the job, and if the same error persists, restart IMS or IRLM, or both, then rerun the job.
- 25 Check which area data sets are not available in the DBRC RECON data set. If you want to recover the area data set, run the DEDB Area Data Set Create utility, or rerun the job.
- 27 Start the area when the common service area (CSA) usage is low.
- 28 DBD information in the DMAC is inconsistent with the area definition as found in the second CI of the area or area data set.

Note: This message could be seen if the DEDB Alter utility was run, and PREOPEN opened the area before restart or the XRF tracker processed the log records to complete the DEDB Alter based on the log record stream. Verify that the DMAC from the IMS memory matches the DMAC on the ADS before attempting to recover the DEDB area. This verification can be accomplished by manually inspecting the DMACs, or by forcing the area to open by issuing /STO AREA , /STA AREA, and running a job to access the DEDB area. If the DMACs match or the area can be accessed, no further action is required.

One of the following events occurred:

1. An area definition was changed by a DBDGEN (for example, CISIZE, number of UOW elements, number of RAPS). If the DBDGEN is to be changed, redefine it and rerun the job.
 2. An area was redefined with different characteristics, such as CISIZE or CYLINDERS. If an area definition is to be changed, the area must be reorganized by an UNLOAD/LOAD operation. Check the last DBDGEN and VSAM DEFINE for consistency with the current characteristics or the area data set.
- 29 During area open, the second CI of the area was found to have a structure for an IMS Release level earlier than Version 1 Release 3. Determine why the identifier is incorrect. Rerun the job with the correct data set.
- The area must be reinitialized. Unload the area, run the Initialization utility, and then reload the area.
- 30 The RBA calculated as the next position to insert sequential dependents (DMACNXTS) is not within the range of valid RBAs for sequential dependents for the area. Print the second CI for the area. If the error is not apparent from the second CI (DMAC), contact IBM Software Support for assistance.
- 31 The high used RBA of the AREA/ADS was not equal to the high allocated RBA. The Fast Path AREA might have been defined to VSAM, but the Fast Path format/initialization program might not have been run, or the Database Image Copy utility or the DEDB Area Data Set Create utility might not have completed successfully.
- Use the list catalog (LISTCAT) command to find the high used and high allocated values. Delete and redefine the AREA/ADS. Then, recover the AREA/ADS by either using the DEDB Initialization utility and an application to restore the data, or the Database Image Copy utility and a forward recovery method.
- 34 During Open processing of the specified Area, it was determined that an EEQE exists for the second CI of the Area and that the EEQE is owned by a sharing IMS subsystem. On the sharing subsystem, use the /UNLOCK SYSTEM command to eliminate the EEQE.
- 35 During Area open, a request for a VSO control block failed. Rerun job when CSA use is lower.
- 36 During Area open, a request for a new VSO control block failed. Rerun job when CSA use is lower.
- 37 A request for a new data space was issued during open processing of the Area, but the request failed. See DFS2444I, which precedes this message.
- 38 A new data space was obtained during open processing of the Area, but the request for

- authorization of the data space failed. See DFS2445I, which precedes this message.
- 39 During Area open, a request for a new VSO control block failed. Rerun job when CSA use is lower.
- 40 Determine if insufficient CSA/ECSA storage has been allocated to IMS, or if excessive storage is being used.
- 41 The area is not loaded into the Coupling Facility. This situation does not prevent access to the area unless preceded by message DFS2819A.
- 42 A /START AREA or UPDATE AREA START(ACCESS) command was issued but the area was not started because it has IOT EEQEs. Message DFS2492I is generated before message DFS3702I RSN=42. See message DFS2492I for additional information.
- 45 ADS is still in long busy mode at open time. During open processing for an SVSO area, a request to get the VLOCK failed. This lock serializes the SVSO processing across a data sharing environment.
- 46 Stop the quiesce by issuing a UPDATE AREA STOP(QUIESCE) command.

Related information:

"DFS2492I" on page 533

"DFS3709A"

"DFS3711A" on page 812

DFS3703I SIZE OF INDEPENDENT OVERFLOW HAS BEEN INCREASED FOR AREA xxxxxxxx AREA DATA SET DDN adaname

Explanation: During open processing of DEDB area xxxxxxxx, differences were found between the DBD from the ACBLIB and the area data set. These differences indicate that the size of the independent overflow part of the area was increased by the user with a DBDGEN.

System action: The control block containing information from the ACBLIB is updated with the information from the ADS, and normal open processing continues.

User response: If the size of the area's IOVF was increased by a DBDGEN, no action is necessary.

DFS3705I AREA=areaname DD=ddname CLOSED

Explanation: The data set was closed normally by an internal stop request by the /STOP ADS or /STOP AREA command to the area or ADS.

System action: IMS continues processing.

Programmer response: If the ADS is closed because of error conditions or because an internal stop request was issued, and if message DFS2574I with a recovery-needed status is issued to the master terminal

operator following this message, submit an area or ADS recovery utility. No action is required if message DFS2574 is not accompanied with a recovery-needed status.

Related information:

"DFS2574I" on page 548

DFS3707A PROCESSING INTENT VALIDATION ERROR BECAUSE NO DMCB FOUND. DBD=dbdname PSB=psbname


Explanation: During the PSB PROCOPT validation process at the dependent region schedule time, the internal control block, DMCB, was unable to find the IMS online subsystem. The internal control block, DMCB of the named DEDB, is referenced by the named PSB.

System action: The named PSB is stopped. For an MPP, the input message is not processed. For a BMP or an IFP, the dependent region terminates abnormally with abend 0046.

Programmer response: This problem can occur if the DEDB is not defined in the database statement for the IMS online subsystem. If required, the IMSGEN listing must be checked and the IMS online subsystem must be regenerated.

Problem determination: 6, 8, 9, 10, 18, 19

Related information:

 IMS abend 0046

Chapter 2, "IMS problem determination," on page 13

DFS3708W DATA BASE=dbname AREA=areaname IS NOT REGISTERED WITH DBRC

Explanation: The named database or area was not registered with DBRC. IMS treats the area as though you specified exclusive use for the subsystem.

System action: OPEN processing continues for the area.

Programmer response: If the area integrity protection is wanted in the data sharing environment, register the area to DBRC. If registration is not wanted, make sure that no application program currently updates the area across the IMS subsystems.

DFS3709A UNABLE TO OBTAIN AUTHORIZATION FOR DATA BASE dbname AREA areaname. REASON CODE=nn

Explanation: The IMS online subsystem failed to acquire the database usage authorization through DBRC during the DEDB area open time. The following list indicates the explanation and action for each reason code (nn):

Codes**Explanation****For nn=01**

The requested authorization and current authorization are incompatible. If you are trying to use data sharing, some possible causes of this error are:

- The DBRC database SHARELVL might be invalid.
- The database access intent among subsystems is conflicting.
- IRLM are incorrectly connected to one another and to IMS.

System action: The named area is stopped for the online subsystem, and the status code 'FH' is returned to the application programs.

Programmer response: One of the following responses should be made:

1. Close the area in the other subsystems holding the incompatible database authorization by entering a /STOP or /DBR command, and restart the area by entering a /START command in this subsystem.
2. Wait until the other subsystems close the area, and restart the area by entering a /START command in this subsystem.

For nn=02

The database is not registered in the RECON data set.

For nn=03

The DEDB or area status prohibits further authorization in the DBRC RECON data set because of a global /DBR, /STOP command or because of an internal database or area stop command.

System action: The named area is stopped for the online subsystem, and the status code 'FH' is returned to the application programs.

Programmer response: The following responses should be made:

1. Analyze the reason for the status that prohibits further authorization, and take the required action if necessary.
2. Reset the authorization status for the database or area by using the DBRC command, CHANGE.DB, or DBDS, and restart the area by entering a /START command in this subsystem.

For nn=05

The area is marked as needing an image copy in the DBRC RECON data set.

System action: The named area is stopped for the online subsystem, and the status code 'FH' is returned to the application programs.

Programmer response: Run the Database Image Copy utility, DFSUDMP0, for the named area, and

restart the area by using the /START command after the utility has run successfully.

For nn=06

The area is marked as needing recovery in the DBRC RECON data set, or there are no area data sets in AVAIL status for the area.

System action: The named area is stopped for the online subsystem, and the status code 'FH' is returned to the application programs.

Programmer response: Run the Database Recovery utility, DFSURDB0, for the named area, and restart the area by using the /START command after the utility has run successfully.

For nn=08

The requesting online subsystem is not authorized to share the named area with other subsystems.

System action: The named area is stopped for the online subsystem, and the status code 'FH' is returned to the application programs.

Programmer response: One of the following responses should be taken:

1. If an environment with inter-system data sharing and two IRLMs is required, change the SHARELVL from 2 to 3 by using the DBRC CHANGE.DB command for the named database and restart the area by using the /START command.
2. If an environment with intrasystem data sharing and a single IRLM is required, run the online subsystem under the host processor authorized for the named area.

For nn=09

The DBRC RECON data set indicates that the named area has been previously authorized in one or more online subsystems. Because the exit verification indicates that the subsystems are inactive, the named area cannot be authorized.

System action: The named area is stopped for the online subsystem, and the status code 'FH' is returned to the application programs.

Programmer response: Wait until another online subsystem ends restart processing and closes the area, and then restart the area by using the /START command in the subsystem.

If the area was involved in data sharing with more than one IRLM, the IRLMs must be reconnected.

For nn=10

The area was previously authorized to the subsystem.

System action: The named area is stopped for the online subsystem, and the status code 'FH' is returned to the application programs.

Programmer response: Close the area holding the incompatible database authorization by entering a

DFS3709A

/STOP or /DBR command; then restart the area by entering a /START command.

For nn=11

An invalid parameter was found in the database usage compatibility evaluation process. Probably, the database/area record in the DBRC RECON data set is corrupted.

System action: The named area is stopped for the online subsystem, and the status code 'FH' is returned to the application programs.

Programmer response: This condition is unlikely. Correct the problem associated with DBRC, and contact IBM Software Support for further assistance.

For nn=18

The DBRC RECON data set indicates that the named area has "Alter Count" set.

The named area cannot be authorized either a DEDB Alter for the area is currently in progress or the master IMS which the previous DEDB Alter utility for the named area ran under has been abnormally terminated and has not yet been restarted.

System action: The named area is stopped for the online system, and the status code "FH" is returned to the application.

Programmer response: If the DEDB Alter utility is currently in progress, wait until the utility finishes and retry. If the DEDB Alter utility is not currently in progress, restart the master IMS so that the RECON status will be cleaned when processing restarts, or use the following DBRC commands:

- CHANGE.DB with NOALTER to reset "Alter" status.
- CHANGE.DBDS with NODBQUI to reset "Quiesce" status.

For nn=20

The named database or area is not registered with DBRC, and the FORCER option is specified in the DBRC RECON data set record.

System action: The named area is stopped for the online subsystem, and the status code 'FH' is returned to the application programs.

Programmer response: Register the named area and area data sets with DBRC using the INIT.DBDS and INIT.ADS commands, and restart the named area by using the /START command in this subsystem.

For nn=22

The database or area is currently authorized to another subsystem.

System action: Authorization for the requested activity is denied.

Programmer response: If this reason code is received at an RSR active site or in a non-RSR

environment, you must issue a /DBR command for the database or area for all IMS subsystems at that site before trying the action again. If the reason code is received at an RSR tracking site, the database or area is being tracked by the RSR tracking subsystem and the attempted activity is not allowed for the database or area.

For nn=23

An attempt was made to update a recovery-level tracking database or area on an RSR tracking subsystem.

System action: Authorization for the requested activity is denied.

Programmer response: Recovery-level tracking databases and areas cannot be updated. Change the tracking status for the database or area to database-level tracking, receive an image copy of the database or area, and recover the database or area by issuing the /START command.

For nn=24

On an RSR tracking subsystem, there is missing log data received from the RSR active site that can contain update records for the database or area.

System action: Authorization for the requested activity is denied.

Programmer response: Wait for the missing log data to be recovered from the RSR active site. Perform the activity again after ensuring that all active site log data is available at the tracking site.

The existence of gaps can be determined by issuing the /DISPLAY TRACKING STATUS command and examining the GAPS section of the output.

For nn=25

On an RSR tracking subsystem, all log records have been applied to the tracking database or area for the authorizing RSR active subsystem and authorization is not for online forward recovery.

System action: Authorization for the requested activity is denied.

Programmer response: This problem is an internal logic error; contact IBM.

For nn=26

On an RSR tracking subsystem, records from an earlier update set ID have been received from the RSR active site, but have not been applied to the database or area.

System action: Authorization for the requested activity is denied.

Programmer response: If there is missing log data from the earlier update set ID, it is automatically be recovered from the RSR active site. When the missing log data is recovered, try the failed activity again.

The existence of gaps can be determined by issuing the /DISPLAY TRACKING STATUS command and examining the GAPS section of the output.

For nn=27

In an RSR environment, authorization was requested for a DEDB area that was not registered in the requester's global service group (GSG).

System action: Authorization for the requested activity is denied.

Programmer response: Register the area with the requester's GSG, if appropriate, using the INIT.DBDS command.

For nn=28

The update set ID (USID) is earlier than the USID of the most recently received image copy for the database or area at the RSR tracking subsystem.

System action: Authorization for the requested activity is denied.

Programmer response: Receive an image copy with a USID earlier than the one for the current image copy, or try the activity again after a USID has been processed by the RSR tracking subsystem that is equal to or later than the received image copy.

For nn=29

On an RSR tracking subsystem, one or more required tracking database or area data sets have not been received.

System action: Authorization for the requested activity is denied.

Programmer response: Receive an image copy for the database or area and try the activity again.

For nn=30

In an RSR environment, the database or area is covered but the requesting subsystem is not signed on to the covering global service group (GSG). Only RSR subsystems can update RSR-covered databases and areas.

System action: Authorization for the requested activity is denied.

Programmer response: Either stop the database or area from being covered or define the requesting subsystem to the GSG.

For nn=41

The area is quiesced or in the process of being quiesced.

System action: Authorization for the requested activity is denied.

Programmer response: Wait for the quiesce to end and rerun the job which failed authorization. The status of the area can be determined by issuing the /DISPLAY AREA QSC, the QUERY AREA

command, or LIST.DBDS DBD(*dbname*) AREA(*areaname*) and examining the output.

For nn=42

The area is not quiesce held and image copy is attempting authorization.

System action: Authorization for the requested activity is denied.

Programmer response: Wait for the quiesce to end and rerun the job which failed authorization. The status of the area can be determined by issuing the /DISPLAY AREA QSC command, the QUERY AREA command, or LIST.DBDS DBD(*dbname*) AREA(*areaname*) and examining the output.

If the image copy failed, wait for the quiesce to end or until the QUIESCE HELD flag is set on. You can set the QUIESCE HELD flag on using the UPD START(QUIESCE) OPTION(HOLD) command processing when quiesce has occurred.

For nn=43

The DBRC RECON data set indicates that the named area has a randomizer name that is different from the ACBLIB randomizer name that was passed in the ACBSHR=N environment. The named area cannot be authorized because the randomizer names are different.

System action: The named area is stopped for the online system, and the status code "FH" is returned to the application.

Programmer response: Update the ACB library to reflect the DEDB ACB member change by using local online change, member online change, or global online change.

DFS3710A UNABLE TO OBTAIN AUTHORIZATION IN UTILITY FOR DATA BASE=*dbname* AREA=*areaname*. REASON CODE=*nn*

Explanation: The *nn* value in the message indicates the reason for the authorization failure in the DEDB utility. The following list indicates the explanation and action for each *nn* code:

For *nn*=01

The requested state and the current authorization state are incompatible.

System action: The Fast Path utility being used is not invoked for this area.

Programmer response: One of the following actions should be taken:

- Close the area in other subsystems holding the database authorization by entering a /STOP or /DBR command.
- Wait until other IMS subsystems close the area, and rerun the job.

DFS3710A

For *nn*=06

Either there is no available ADS, or the area is marked as needing recovery in the DBRC RECON data sets. The Database Image Copy utility, DFSUDMP0, is unable to obtain authorization for a recovery-needed area.

System action: The utility is not invoked for this area.

Programmer response: Run the Database Recovery utility, DFSURDB0, before running the Database Image Copy utility to get a correct memory dump.

For *nn*=07

The ACCESS parameter of the online subsystem is unacceptable for running the DEDB Online utility.

System action: Processing is terminated for area.

Programmer response: Verify the ACCESS parameter of the online subsystem. Ask the master terminal operator to change the database ACCESS parameter by using the /START command. Change it to a level which is compatible with the current DEDB Online utility.

For *nn*=08

The requesting online subsystem is not authorized to share the named area with other subsystems.

System action: The named area is stopped for the online subsystem, and the status code FH is returned to the application programs.

Programmer response: One of the following actions should be taken:

- If an environment with intersystem data sharing and two IRLMs is required, change the SHARELVL from 2 to 3 by using the DBRC CHANGE.DB command for the named database; then restart the area by using the /START command.
- If an environment with intrasystem data sharing and a single IRLM is required, run the online subsystem under the host processor authorized for the named area.

For *nn*=10

The area has been previously authorized to the subsystem.

System action: The offline utility is not invoked for this area.

Programmer response: Duplicate job names might have been used for the same area. Wait until another IMS subsystem closes the area, and resubmit the job.

For *nn*=15

The Database Recovery utility is run against a

DEDB area when all other subsystems are not marked abnormally terminated for the Database Recovery utility.

System action: The Database Recovery utility is not invoked for this area. The Database Recovery utility terminates.

Programmer response: Make sure that there is no subsystem that has already authorized this area and that has not abnormally terminated. If a subsystem has authorized the area, wait until that subsystem unauthorizes the area, and then rerun the Database Recovery utility.

For *nn*=16

The area is not marked as recovery-needed in the DBRC RECON data sets. The DEDB Initialization utility is unavailable to obtain authorization for a recovery-not-needed area.

System action: The DEDB Initialization utility terminates.

Programmer response: Make sure that the area is valid for initialization. If the area should be initialized, then force the area to a recovery-needed status using a CHANGE.DBDS command, redefine the area using a VSAM access method service command, specify the utility area control statements again except for the ones already initialized, and rerun the utility.

For *nn*=20

The named database or area is not registered with DBRC and FORCER option is specified in the DBRC RECON record.

System action: The Fast Path utility being used is not invoked for this area.

Programmer response: Register the named area and area data sets with DBRC using INIT.DBDS and INIT.ADS commands, and resubmit the job.

For *nn*=22

The area is currently authorized to another subsystem.

System action: Authorization for the requested activity is denied.

System programmer response: If this reason code is received at an RSR active site or in a non-RSR environment, you must issue a /DBR command for the area for all IMS subsystems at that site. If the reason code is received at an RSR tracking site, the area is being tracked by the RSR tracking subsystem and the attempted activity is not allowed for the area.

For *nn*=23

An attempt was made to update a recovery-level tracking database or area on an RSR tracking subsystem.

System action: Authorization for the requested activity is denied.

System programmer response: Recovery-level tracking databases and areas cannot be updated. Change the tracking status for the database or area to database-level tracking, receive an image copy of the database or area, and recover the database or area. Then try the failed activity again.

For *mm*=24

On an RSR tracking subsystem, there is missing log data received from the RSR active site that can contain update records for the database or area.

System action: Authorization for the requested activity is denied.

System programmer response: Wait for the missing log data to be recovered from the RSR active site. Perform the activity again after ensuring that all active site log data is available at the tracking site.

The existence of gaps can be determined by issuing the /DISPLAY TRACKING STATUS command and examining the GAPS section of the output.

For *mm*=25

On an RSR tracking subsystem, all log records have been applied to the tracking database for the authorizing RSR active subsystem and authorization is not for online forward recovery.

System action: Authorization for the requested activity is denied.

System programmer response: This problem is an internal logic error; contact IBM.

For *mm*=26

On an RSR tracking subsystem, records from an earlier update set ID have been received from the RSR active site, but have not been applied to the database or area.

System action: Authorization for the requested activity is denied.

System programmer response: If there is missing log data from the earlier update set ID, it will be automatically be recovered from the RSR active site. When the missing log data is recovered, try the failed activity again.

The existence of gaps can be determined by issuing the /DISPLAY TRACKING STATUS command and examining the GAPS section of the output.

For *mm*=27

In an RSR environment, authorization was

requested for a DEDB area that was not registered in the global service group (GSG) of the requester.

System action: Authorization for the requested activity is denied.

System programmer response: Register the area with the GSG of the requester, if appropriate, using the INIT.DBDS command.

For *mm*=28

The update set ID (USID) is earlier than the USID of the most recently received image copy for the database or area at the RSR tracking subsystem.

System action: Authorization for the requested activity is denied.

System programmer response: Receive an image copy with a USID earlier than the one for the current image copy, or retry the activity after a USID has been processed by the RSR tracking subsystem that is equal to or later than the received image copy.

For *mm*=29

On an RSR tracking subsystem, one or more required tracking database or area data sets have not been received.

System action: Authorization for the requested activity is denied.

System programmer response: Receive an image copy for the database or area and retry the activity.

For *mm*=30

In an RSR environment, the database or area is covered but the requesting subsystem is not signed on to the covering global service group (GSG). Only RSR subsystems can update RSR-covered databases and areas.

System action: Authorization for the requested activity is denied.

System programmer response: Either stop the database or area from being covered or define the requesting subsystem to the GSG by specifying PARM='GSGNAME=IMSGSG1' on the EXEC statement of the DBFUMINO job.

For *mm*=41

The area is quiesced or in the process of being quiesced.

System action: Authorization for the requested activity is denied.

Programmer response: Wait for the quiesce to end and rerun the job which failed authorization. The status of the area can be determined by issuing the /DISPLAY AREA QUIESCE command, the QUERY AREA

DFS3711A • DFS3713A

command, or LIST.DBDS DBD(*dbname*)
AREA(*areaname*) and examining the output.

For *nn=42*

The area is not quiesce held and image copy attempting authorization.

System action: Authorization for the requested activity is denied.

Programmer response: Wait for the quiesce to end and rerun the job which failed authorization. The status of the area can be determined by issuing the /DISPLAY AREA QSC command, the QUERY AREA command, or LIST.DBDS DBD(*dbname*) AREA(*areaname*) and examining the output.

If the image copy failed, wait for the quiesce to end or until the QUIESCE HELD flag is set on. You can set the QUIESCE HELD flag on using the UPD START(QUIESCE) OPTION(HOLD) command processing when quiesce has occurred.

Problem determination: 6, 10, 17

Module: DBFDDBAU0

Related information:

Chapter 2, "IMS problem determination," on page 13

**DFS3711A NONRECOVERABLE DEDB
AUTHORIZATION ERROR
DEDB=ddddddd AREA=aaaaaaaa**

Explanation: DEDB authorization determined that a unrecoverable DEDB contains a sequential dependent (SDEP) segment type.

In the message text:

ddddddd

The database that experienced the error.

aaaaaaaa

The area that experienced the error.

System action: Authorization fails.

Programmer response: Change the DEDB database definition (DBD) to remove the Sequential Dependent (SDEP) segment type.

Module: DBFDDBAU0

**DFS3711W NONRECOVERABLE DEDB
INTEGRITY WARNING
DEDB=ddddddd AREA=aaaaaaaa**

or

**NONRECOVERABLE DEDB INTEGRITY WARNING
ZZZZZZZZZZ**

Explanation: Emergency Restart or XRF Takeover determined that one or more DASD writes failed to

complete for area *aaaaaaaa*. The area might be corrupted.

In the message text:

ddddddd

The database that experienced the error.

aaaaaaaa

The area that experienced the error.

ZZZZZZZZZZ

The warning text. This text can be:

REGISTRATION INCLUDED SDEPS

One or more of the DEDBs that use sequential dependent segments (SDEP) has been registered as unrecoverable, and the SDEP segments in the current control interval (CI) might be corrupted.

System action: The errors are ignored and ERE or XRF takeover processing continues.

Programmer response: Schedule the area or database to either be reinitialized or restored from a backup. Continued use might result in errors (for example, abend 1026).

Module: DBFERS20

**DFS3712A (ccccffss) AREA=areaname DD=ddname
READ ERROR, CI-RBA=nnnnnnnn
SEVERE ERROR**

Explanation: A read error occurred in the data set at control interval (CI) RBA *nnnnnnnn*. *ccccffss* represents the Media Manager error return code used for problem determination.

System action: IMS closes the data set and stops the area if the data set is the only one available in this area. If a permanent I/O error (indicated by Media Manager error return code X'0020FF10') has *not* occurred, an MVS SDUMP can be taken to the SYS1.DUMP data set by the Media Manager FRR routine or the Fast Path I/O error routine.

Programmer response: Run the DEDB Create utility for this data set, or run the Database Recovery utility for this area, if the area is in recovery-needed status.

Problem determination: 1, 6, 11, 20 Problem determination is effective when the error return code is not X'0020FF10'.

Related information:

Chapter 2, "IMS problem determination," on page 13

**DFS3713A (ccccffss) AREA=areaname DD=ddname
WRITE ERROR, CI-RBA=nnnnnnnn
SEVERE ERROR**

Explanation: A write error occurred in the data set at control interval (CI) RBA *nnnnnnnn*. The number of deactivated records reached the system-defined data set error threshold, or a DEDB control CI (second CI) write error occurred. The variable *ccccffss* represents the

Media Manager error return code used for problem determination.

System action: IMS closes the data set. IMS stops the area if the data set is the only one available in this area. If a permanent I/O error (indicated by Media Manager error return code X'0020FF10') has *not* occurred, an MVS SDUMP can be created to the SYS1.DUMP data set by the Media Manager FRR routine or the Fast Path I/O error routine.

Programmer response: Run the DEDB Create utility for this data set, or run the Database Recovery utility for this area, if the area is in recovery needed status.

Problem determination: 1, 6, 11, 20 Problem determination is effective when the Media Manager error return code is not X'0020FF10'.

Related information:

Chapter 2, "IMS problem determination," on page 13

DFS3714I RECORD DEACTIVATION INITIATED BY SUBSYSTEM=*ssid* FOR AREA=*areaname* DD=*ddname* CI-RBA=*nnnnnnnn*

Explanation: The deactivation of records by subsystem *ssid* was completed for control interval (CI) RBA *nnnnnnnn* (hexadecimal). The value of *nn* in the error queue element (EQE) indicates the number of acceptable deactivated records. *ssid* is the subsystem ID of the originating subsystem.

System action: IMS continues processing.

DFS3715I DEDB AREA *xxxxxxx* PROCESS STARTED, RSN=*rr*

Explanation: DEDB area open startup processing started for multiple areas, based on the values for the FPOP and FPRLM startup parameters. The process *xxxxxxx* can be:

- PREOPEN
- REOPEN
- RESTART
- CLOSE
- RLM REVR

The processing had the following result:

Code (hex)	Meaning
00	Startup successful.
01	Startup terminated due to shutdown close startup.
02	Startup terminated due to IRLM disconnect startup.
03	Startup failed due to out of storage condition.

System action: Area open startup processing completes.

DFS3717I DEDB AREA CONTROL BLOCK NOTIFY FAILURE - AREA STOPPED. DBD=*dbdname* AREA=*areaname*

Explanation: IMS encountered a problem with IRLM when modifying the area status for the named area and attempting to notify other subsystems to synchronize the area status.

System action: The indicated DEDB area is stopped globally and sets the prohibit further authorization status in the DBRC RECON data sets.

Programmer response: Check the status of IRLM. If IRLM is active, restart the area using the /START AREA GLOBAL command. If IRLM is not active, restart the area using the /START AREA GLOBAL command after emergency restart.

DFS3718I WAITING FOR AREA READ I/O DURING DISCONNECT

Explanation: During an area disconnect, there was an outstanding READ I/O that did not complete. IMS waits a maximum of two minutes before continuing with the disconnect.

Only one message per area is issued to the console for the disconnect, although a check is performed at one-second intervals to see if the disconnect can continue for the outstanding READ I/O against the area.

System action: System action continues.

System programmer response: No action is required.

DFS3719I DEDB AREA *xxxxxxx* PROCESS COMPLETED, RSN=*rr*

Explanation: DEDB area open startup processing completed. The process *xxxxxxx* can be:

- PREOPEN
- REOPEN
- RESTART
- CLOSE
- RLM REVR

The processing had the following result:

Code (hex)	Meaning
00	The process completed successfully.
01	The process terminated before completion because of a /CHE FREEZE command to terminate the IMS subsystem.
02	The process terminated before completion because of an IRLM disconnect.
03	The process did not run because of an inability to obtain sufficient storage.

System action: Area open startup processing completes.

DFS3720I NOTIFIED
 AREA | ADS=*areaname* | *adsname* NOT
 FOUND IN THIS SUBSYSTEM

Explanation: The named area or ADS was not found in the receiving subsystem.

System action: IMS continues processing.

DFS3721I STOP ADS REJECTED DUE TO ONLY
 1 AVAIL ADS. AREA=*xxxxxxx*
 DD=*xxxxxxx*

Explanation: The /STOP ADS command was invalid for the named ADS in the area because the named ADS is the only available ADS in the area.

System action: The /STOP ADS command is ignored for the named ADS.

Operator response: No action is required.

DFS3724I ERROR OCCURRED WHEN
 PROCESSING DBRC RECON
 AREA=*areaname* FUNC=*function* RC=*nn*

Explanation: The DEDB Initialization utility (DBFUMIN0) was unable to successfully complete the DBRC call.

The meanings of the functions are:

Function	Meaning
SIGNON	Sign-on call
SIGNOFF	Sign-off call
AUTH	Area authorization call
UNAUTH	Area unauthorization call
INIT	INIT function call
INIT0	INIT0 function call
INIT1	INIT1 function call
EOD	EOD function call
EOJ	EOJ function call

A previous DBRC message might be issued to further explain the DFS3724I message.

System action: The Fast Path utility being used terminates.

Programmer response: Check the DBRC message (if issued) that preceded this message and follow the programmer response in that message.

Related reference:

➡ Return codes from Sign-on Normal call (Messages and Codes)

➡ Return codes from Sign-off Normal call (Messages and Codes)

➡ Return codes from Authorization calls (Messages and Codes)

➡ Return codes from Unauthorization call (Messages and Codes)

DFS3725I AREA=*areaname* JCL DD STATEMENT
 DOES NOT EXIST

Explanation: The DEDB Area Initialization utility, DBFUMIN0, was unable to find a JCL DD statement corresponding to the ddnames in the ADS list of the DBRC RECON data set.

System action: The Fast Path utility being used terminates.

Programmer response: Ensure that all DD statements for the DEDB areas (or multiple area data sets) are correct. If you are initializing the multiple area data sets of an area, the area must be registered in the DBRC RECON data set and these area data sets must be in an unavailable status in the RECON data set. The use of DBRC must either default to YES, or be specified as DBRC=Y in the EXEC parameter for DBFUMIN0.

Problem determination: 3, 8, 35

Related information:

Chapter 2, "IMS problem determination," on page 13

DFS3726A FPE AREA IMAGE COPY
 TERMINATED ABNORMALLY FOR
 AREA=*areaname* REASON CODE=*nn*

Explanation: Database Image Copy utility processing failed for the named area. The following *nn* values indicate the reason for the failure.

Code (dec)

Code	Meaning
00	Loading of the area authorization module, DBFDBAU0, from the IMS SDFSRESL to the main storage failed.
04	The DBRC interface failed.
08	The area authorization failed.
12	No DATAIN DD statement was specified in the JCL. The ddname specified in the DATAIN DD statement of the Database Image Copy utility must match the names registered in the ADS list of the target area.
16	The consistency check for the input data sets failed. This check compares the CUSN of the second control interval for each data set entered.
20	No input ADS is available and the Database Image Copy utility cannot take a backup copy from any of the data sets in the area. Before this message, messages DFS3727I, DFS3728I, DFS3729I, DFS3730I, or DFS3762I might be issued.
24	The IC utility either cannot find a clean ADS

- (no EQE) for the area, or the only ADS specified as input has EQE.
- 28 The area status changed to a recovery-needed status in the DBRC RECON data set during the image copy operation. This problem can occur during an XRF takeover, when recovery-needed status is temporary. The status is reset to indicate recovery not needed, once takeover is complete.
- This situation can also occur if IMS loses connectivity with the coupling facility, causing CASTOUT to fail. The write error, EEQE with a null EQERBA, is registered to DBRC and the area is marked as temporary recovery-needed. After CASTOUT is successful, the status is reset to indicate that recovery is not needed.
- 32 An invalid data set name is specified in the DATAIN DD statement. The data set name specified in the DATAIN DD statement of the Database Image Copy utility must match the names registered in the ADS list of the target area.
- 36 No available ADS was found in the ADS list of the DBRC RECON data set. When ADSs are unavailable, the area cannot be specified as input to the Database Image Copy utility.
- 40 Only one ADS is specified as input when the MADS I/O timing environment (MADSIOT) is enabled.

System action: The program terminates.

Programmer response: Take the appropriate action based on the code you received.

Code (Dec)

- | Action |
|---|
| 00 Check if DBFDBAU0 exists in the SDFSRESL. |
| 04 See the DBRC message related to this message. |
| 08 Check the message for the area authorization related to this message. |
| 12 Specify the correct ddname in the DATAIN DD statement, and resubmit the job. |
| 16 Check to see if all the input data sets are at the same level, specify the correct data sets in the DATAIN DD statement, and resubmit the job. |
| 20 Check messages DFS3727I, DFS3728I, DFS3729I, DFS3730I, or DFS3762I and correct the error. Then resubmit the job. |
| 24 Recover the area and create a data set which does not have any EQE, and resubmit the job. |
| 28 List the RECON to determine if the area is in recovery-need status; if so, recover the area and create a data set which does not have any EQE. Resubmit the job. |
| 32 Specify the correct dsname in the DATAIN DD statements, and resubmit the job. |
| 36 Specify the correct area name or recover the AREA, and resubmit the job. |
| 40 Resubmit the job with at least two ADSs specified as input. |

Module: DBFUMDP0

DFS3727I (OPEN ERROR | RECORD SIZE ERROR) FOR AREA=areaname DD=ddname

Explanation: The Database Image Copy utility failed to open a data set or found a record size inconsistent with the control interval (CI) size for the named DEDB area and ADS. This ADS cannot be used any longer.

System action: The Database Image Copy utility tries to open the next data set.

DFS3728I VSAM ERROR REQUEST=(GET | VERIFY | POINT) FOR AREA=areaname DD=ddname

Explanation: The VSAM request failed for the named area and ADS but did not fail when the EQEON request was made. EQEON indicates that a Database Image Copy utility, finding an error queue element (EQE), avoids reading the control interval from ADS. ADS is still used as the input DEDB to a Database Image Copy utility.

System action: The Database Image Copy utility attempts to get the next available data set.

DFS3729I (RDJFCB | MODCB) ERROR FOR AREA=areaname DD=ddname

Explanation: The Database Image Copy utility issued an RDJFCB or MODCB OS macro to the named ADS and failed. The named ADS is not used for the input DEDB to the Database Image Copy utility.

System action: The Database Image Copy utility attempts to get the next available data set.

DFS3730I SECOND CI (READ | POINT) ERROR FOR AREA=areaname DD=ddname

Explanation: The Database Image Copy utility tried to read or point to the DEDB second control interval (second CI) and failed. The ADS of the ddname is not used as input DEDB to the Database Image Copy utility.

System action: The Database Image Copy utility attempts to get the next available data set.

DFS3731I REORGANIZATION (BUILD | COPY) PHASE ENTERED FOR AREA=areaname UOW=nnnnnnnnnn

Explanation: The Reorganization utility entered into the build or copy phase.

System action: Processing continues.

Programmer response: No action is required.

DFS3732I DUPLICATE DDNAME STATEMENT SPECIFIED

Explanation: The program encountered a DDNAME statement that was previously specified.

System action: The DEDB utility program stops scanning the current input line. Further processing, such as scanning the next input line, is done according to the user specification in the ERRORACTION statement.

Programmer response: Correct the DEDB utility input and rerun the job.

DFS3733A FPE AREA OFFLINE RECOVERY TERMINATED ABNORMALLY FOR AREA=*areaname* (DD=*ddname*) REASON CODE=*nm*

Explanation: The offline database recovery for a DEDB failed. The following *nm* values indicate the reason for the failure:

Code (dec)

Meaning

- 00 The area authorization module, DBFDBAU0, was not found in the IMS resident library.
- 04 A DBRC call and FUNC=INIT failed.
- 08 The area authorization failed.
- 12 No data set1 DD statement specified in the JCL. If DBRC is used and the Area is registered, the ddname specified in data set1 DD statement must match the names registered in the ADS list of the target Area.

If DBRC is used, but the Area is not registered, or if DBRC is not used, the ddname specified in the data set1 DD statement must match the *areaname*.
- 16 The area status conflicted with the requested recovery mode. The area status does not match the requested recovery mode. For DEDB recovery, the area must be in one of the following status:
 - If in full recovery, the area must be in the recovery-needed status.
 - If in track recovery, the area must be in the recovery-not-needed status and the data set must be available.
- 20 Unable to open the ACB for the target data set.
- 24 Unable to read the second control interval for the target data set.
- 28 DBRC was not initialized for this region and was unable to authorize the area. If the system does not have DBRC, this message is issued.
- 36 Unable to get the control interval size for the target data set. For DEDB track recovery, SHOWCB is issued to get the length of the CI for a later reading of the second CI, but it failed.
- 40 Unable to change the VSAM control block

(RPL). For DEDB track recovery, MODCB Is issued to set the relative byte address of the second control interval for reading, but it failed.

- 44 An invalid data set name was issued. For a DEDB, the dsname specified in the data set1 DD statement of the Database Recovery utility must match the names registered in the ADS list of the target area.
- 48 The RDJFCB macro failed. Check the IEC131I message.
- 52 No ADS record is found in the DBRC RECON data set.

System action: The program terminates. For reason code 32, the system sets the data set unavailable status in the ADS list of the DBRC area record. The area status is set to the recovery-needed status if the data set is the last one in the area.

Programmer response: Respond based on the return code *nm* as follows:

Code (dec)

Meaning

- 00 Check if DBFDBAU0 exists in SDFSRESL.
- 04 See the DBRC message related to this message and check it.
- 08 Check the message related to the area authorization.
- 12 First check to see if DBRC is used or not. (This can be done by checking the DBRC positional parameter in the EXEC parameter or the IMSCTRL DBRC parameter in the IMS system definition macro.)

If DBRC is used and the Area is registered, specify one of the ddnames of the ADS list in the data set1 DD statement. If DBRC is used, but the Area is not registered, or if DBRC is not used, specify the areaname in the data set1 DD statement then resubmit the job.
- 16 Specify the correct recovery mode according to the area status in DBRC RECON data set and resubmit the job.
- 20 Check the other message related to this message.
- 24 Check other messages related to this message.
- 28 Check if the system has DBRC.
- 32 Recover the data set and the area if the area is in recovery-needed status.
- 36 Rerun the job.
- 40 Rerun the job.
- 44 Specify the correct dsname in the data set1 DD statement and resubmit the job.
- 48 Follow the operator response described in the IEC131I message.
- 52 Print the DBRC RECON data set and check the ADS list of the named area. If there is not any ddname in the ADS list, register at least one ddname in the DBRC RECON data set using an INIT.ADS command. After the

registration, recover the named area by a Database Recovery utility and rerun the job.

Related reference:

 z/OS: IEC131I

DFS3736A VALIDATION CALL FAILED FOR AREA=*areaname* DD=*ddname* Code=*xx*

Explanation: IMS Fast Path attempted to validate the status of the *ddname* specified in the DDNAME control statements and discovered an error condition. In the message text, the code *xx* can have one of the following values:

Code Meaning

- IA** The status of ADS in the DDNAME statement conflicts with the one in the ADS list in the DBRC RECON data set. If the DEDB Create utility is requested, the status of the ADS is available in the RECON data set. If the DEDB Compare utility is requested, the status of the ADS is unavailable in the RECON data set.
- IB** The *ddname* is not found in the RECON data set.

System action: The utility is not activated for the requested area.

Programmer response: Specify the correct *ddname* in the DDNAME statement, and resubmit the job.

DFS3737A DMAC SYNCHRONIZATION FAILED FOR AREA=*areaname*

Explanation: In the environment of sharing an area among subsystems at the block level, DMAC, which contains the area information, must be identical among the subsystems. Because of some error in the lock failure, second control interval write failure, notify failure, and so on, DMAC synchronization cannot be maintained on the area.

System action: The Fast Path utility being used terminates and the area is marked as stopped.

Programmer response: After the area is restarted, resubmit the job.

DFS3738A TOO MANY DDNAME STATEMENTS SPECIFIED

Explanation: The program encountered too many *ddname* statements. The count of the *ddname* statements must be less than or equal to 6 for the DEDB Create utility and less than or equal to 7 for the Compare utility.

System action: The DEDB utility program stops scanning the current input line and further processing is specified by the user in the ERRORACTION command.

Programmer response: Correct the input, and rerun the DEDB utility.

DFS3739A I/O ERROR OCCURRED WHEN ATTEMPTING TO READ FROM AREA=*areaname*

Explanation: The utility, DBFUMRI0, attempted to read from one of the opened data sets of the area, and encountered an I/O error.

System action: The DEDB Create utility, DBFUMRI0, terminates.

Programmer response: Recover the defected control interval using the offline Database Recovery utility, DFSURDB0, and rerun the job.

DFS3740I IN AREA=*areaname*, CI'S WITH MATCHED CONTENT=*mmm*, CI'S with UNMATCHED CONTENT=*nnn*

Explanation: The utility compared all records in the area and found that *mmm* control intervals (CI) had identical contents, and *nnn* control intervals had different contents.

System action: Processing continues.

Programmer response: If any CI has a different content, check the memory dump record listing on the SYSPRINT data set.

DFS3741I EITHER ADS IN ERROR. COMPARE IMPOSSIBLE FOR AREA=*areaname* DD1=*ddname1* DD2=*ddname2*

Explanation: A read error occurred on either the *ddname1* or *ddname2* area data sets and comparison of the control interval content is impossible. Message DFS3739A is issued before this message and specifies on which ADS the read error occurred.

System action: Processing terminates.

Programmer response: No action is required.

Related information:
"DFS3739A"

DFS3742A INTERNAL COMMAND TO STOP AN ADS FAILED FOR AREA=*areaname* DD=*ddname*

Explanation: An internal command to stop an area data set (ADS) failed because of a system error (area lock failure or notify failure), and ADS cannot be stopped. The command is issued after an I/O error occurred on the named area and ADS during the copy phase of the DEDB Create utility, DBFUMRI0. The ADS is not usable.

System action: This utility terminates.

Programmer response: Enter a /STOP ADS command

to stop this ADS globally, and rerun the job. This error can occur due to a lock or notify failure.

DFS3743A SETTING AN ADS TO AVAILABLE STATUS FAILED FOR AREA=*areaname* DD=*ddname*

Explanation: In the available phase, the DEDB Create utility, DBFUMRI0, set the named area data set (ADS) to an available-failed status since the ADS is stopped or deleted from the ADS list in the DBRC RECON data set.

System action: Processing terminates.

Programmer response: Check if ADS is correctly stopped or deleted from the DBRC RECON data set. Add the entry for the named ADS to the DBRC RECON data set if the ADS entry is deleted, and rerun the job.

DFS3744A FORMATTING OF ALL NEW ADS(S) FAILED FOR AREA=*areaname* REASON CODE=*nn*

Explanation: The Create utility, DBFUMRI0, in its format phase, failed to format all of the area data sets (ADS) of the named area because of error code *nn*. The reason code *nn* can be one of the following values:

Code (dec)

Meaning

- 01 Area lock failed.
- 02 The DBRC interface failed. Reading the ADS list from the RECON data set or writing the ADS list onto the RECON data set failed.
- 04 The formatting of all new ADSs failed.
- 05 An internal command to stop an ADS failed because of a system error (area lock or notify failure).
- 06 The VSAM control block (RPL) manipulation and MODCB RPL failed.
- 07 The data set verification failed and this message is issued when:
 1. Defined control interval (CI) size is inconsistent with the DBD parameter.
 2. Insufficient space is defined for the new ADS.
- 08 The dynamic allocation or opening of the new ADS for formatting failed. You can also receive this error when the VSAM cluster was not defined.
- 09 The storage GETMAIN for the VSAM control block (RPL) work area failed.
- 0A The AREA has EEQE.

System action: The Fast Path utility being used terminates.

Programmer response: Ensure that all newly issued ADSs are stopped among all the subsystems. If they are not stopped, enter the /STOP ADS command to stop

the area data set globally. When this action is done, take the following action:

Code (dec)

Meaning

- 01 Rerun the job.
- 02 Ensure that the area record exists in the DBRC RECON data set and rerun the job.
- 03 Remove EQE from the current active ADSs using the offline Database Recovery utility, DFSURDB0. When this action is done, rerun the job.
- 04 Define another VSAM data set for any new ADS, and rerun the job.
- 05 Rerun the job.
- 06 Rerun the job.
- 07 Define another VSAM data set with the correct control interval size and space and rerun the job.
- 08 The application program terminates when the dependent region abends. After preparing the tracing facilities for lock, rerun the job. One possible cause is that the VSAM cluster was not defined.
- 09 Rerun the job.
- 0A Remove EQE from the current active ADS using the offline database recovery utility, DFSURDB0. Then rerun the job.

DFS3745I CREATE FAILED BECAUSE REGION STOP FOR AREA=*areaname*

Explanation: The /STOP REGION command was entered and the utility region was stopped.

System action: The Fast Path utility being used terminates.

Programmer response: No action is required.

DFS3746A FORMATTING OF AN ADS FAILED FOR AREA=*areaname* DD=*ddname* REASON CODE=*nn*

Explanation: In the format phase in Create utility, DBFUMRI0, the formatting of a new area data set (ADS) failed. One of the following reason codes *nn* indicates the cause for the failure:

Code (dec)

Meaning

- 01 The dynamic allocation or opening of the new ADS for formatting failed.
- 02 I/O error or long busy error occurred during the formatting of a new ADS.
- 03 To format a new ADS, the ADS must be registered in the DBRC RECON data set first. In this case, the ADS was not registered in the DBRC RECON data set.
- 04 The control interval (CI) size of the new VSAM data set is not the same as the one specified in DBD.
- 05 The defined VSAM data set space is smaller

than the current active ADS VSAM data set. The new ADS VSAM data set must be equal to or larger than the current active ADS.

- 06 After formatting the new VSAM data set, the utility, DBFUMRI0, closes the data set to reopen the data set with the ICIP option, but a close error occurred.
- 07 After closing the new VSAM data set, the utility, DBFUMRI0, opened the data set with the ICIP option, but an open error occurred.
- 08 The ADS of the named ddname was stopped by the operator and formatting of the ADS failed.

System action: The utility stops formatting the ADS of the named ddname.

Programmer response: Check the RECON data set if the named ADS is stopped or inadvertently deleted from the RECON data set. If it is not stopped, add the ADS entry to the DBRC RECON data set, and rerun the job.

**DFS3747A OPEN PROCESS IN COPY PHASE
FAILED FOR AREA=*areaname* REASON
CODE=*nn***

Explanation: The Create utility, DBFUMRI0, in its copy phase, failed to open all of the area data sets (ADS) among all of the subsystems sharing the area at the block level, because of the reason code *nn*.

Code (dec)

	Meaning
01	The area lock failed.
02	Notifying other subsystems to open an ADS failed.
03	Stopping an ADS failed due to system failure.
04	Opening of all ADSs among all the subsystems failed.

System action: This Fast Path utility being used terminates.

Programmer response: Ensure that all new ADSs to be created are stopped among all the subsystems sharing the area in block level. If not, enter the /STOP ADS command to stop all new ADSs globally. When this action is done, take the following action.

Code (dec)

	Meaning
01	Rerun the job.
02	Rerun the job.
03	Rerun the job.
04	Check the reason for the failure of the ADS to open and correct the error. When this action is done, rerun the job.

**DFS3748A OPENING AN ADS AMONG OTHER
SUBSYSTEMS FAILED FOR
AREA=*areaname* DD=*ddname***

Explanation: At the beginning of the copy phase in the DEDB Create utility, DBFUMRI0, the utility requested other subsystems sharing the area in block level to open the area data set (ADS) of the named *ddname*, but the ADS failed to open in some of the subsystems.

System action: The DEDB Create utility terminates the operation on this ADS and continues to create new ADSs.

Programmer response: Check the reason why the ADS opened unsuccessfully, correct the error, and rerun the job.

**DFS3749I CREATE (FAILED|COMPLETED) FOR
AREA=*areaname* DD=*ddname***

Explanation: The create operation for the area data set (ADS) with *areaname* and *ddname* failed or completed.

System action: None.

Programmer response: No action is required.

**DFS3750A I/O ERROR OR LONG BUSY
OCCURRED WHEN ATTEMPTING TO
WRITE TO AREA=*areaname* DD=*ddname***

Explanation: The DEDB Create utility, DBFUMRI0, attempted to write onto the target data set *ddname* and *areaname*, and encountered an I/O error.

System action: The DEDB Create utility terminates the create operation on this ADS, and continues to create new ADSs.

Programmer response: No action is required.

Chapter 79. DFS messages, DFS3751A - DFS3800

This topic contains the following messages:

DFS3751A CREATE FAILED IN AVAILABLE PHASE FAILED FOR AREA=*areaname* REASON CODE=*nn*

Explanation: The DEDB Create utility, DBFUMRI0, in its available phase, in attempting to set all area data sets (ADS) to an available status, failed because of reason code *nn*.

Code (dec)

	Meaning
01	The area lock failed.
02	The notification to other subsystems to set ADSs to an available status failed.
03	The DBRC interface failed. Reading the ADS list from the RECON data set or writing the ADS list onto the RECON data set failed.
04	All ADSs were not found in the ADSC chain or the ADS list in the RECON data set.
05	ADSC chain is invalid because of a system failure.
06	A /STOP ADS command failed because of a system failure.

System action: This DEDB Create utility terminates. All the new ADSs are still unavailable and cannot be used.

Programmer response: Ensure that all new ADSs to be created are stopped among all of the other subsystems. If they are not, enter the /STOP ADS command to stop the new ADS globally. When this action is done, take the following action:

Code (dec)

	Meaning
01	Rerun the job.
02	Rerun the job.
03	Ensure that the area record exists in the RECON data set, and rerun the job.
04	Ensure that new ADSs to be created are registered in the RECON data set, and rerun the job.
05	Rerun the job.
06	Rerun the job.

DFS3752A CREATE FAILED IN COPY PHASE FOR AREA=*areaname*

Explanation: An I/O error occurred on the last new-active area data set (ADS), and no new ADS are to be created.

System action: The Fast Path utility being used terminates.

Programmer response: Do the following steps:

1. Ensure that all new ADSs to be created are stopped among all the other subsystems. If the ADSs are not stopped, then enter the /STOP ADS command to stop the new ADSs globally.
2. Define the new VSAM data set.
3. Rerun the job.

DFS3753I COMPARE NOT PERFORMED BECAUSE I/O ERROR OR LONG BUSY OCCURRED FOR AREA=*areaname* DD=*ddname* RBA=*nnnnnnnnnn*

Explanation: The DEDB AREA Data Set Compare utility tried to read a control interval (CI) from all of the requested ADSs to compare each CI. The Compare utility excluded the indicated control interval from the compare operation, because an I/O error occurred on the CI in the ADS of the *ddname*.

System action: Processing continues.

DFS3754A UTILITY=*utility-name* TERMINATED BECAUSE AREA=*areaname* STOPPED

or

UTILITY=*utility-name* SKIPPED PROCESSING FOR AREA=*areaname* BECAUSE AREA IS STOPPED | QUIESCED

Explanation: In the first form of this message, the named Fast Path utility being used terminated because the named area stopped. In the second form, *utility-name* skipped processing the area because the area is stopped.

If the area is quiesced, the second form of this message is issued and the *utility-name* skips processing the area.

System action: In the first form of this message, the Fast Path utility being used terminates. In the second form, the Fast Path utility continues with the next area in the input stream.

Operator response: Restart the area using a /START AREA or UPDATE AREA START(Access) command, and rerun the named utility.

If the area is quiesced, stop the quiesce by issuing a UPDATE AREA STOP(QUIESCE) command, and rerun the named utility.

DFS3756A COMPARE UTILITY TERMINATED BECAUSE COMPARABLE ADS

COUNT IS LESS THAN 2

Explanation: During the compare processing, the DEDB Compare utility terminated because the comparable area data set (ADS) count was less than 2. This might have been caused by a /STOP ADS command or an internal command issued to stop an ADS. The ADS to be compared was stopped.

System action: The DEDB Compare utility terminates.

DFS3757I NO DATA SET REGISTERED IN DBRC RECON ADS LIST FOR AREA=*areaname*

Explanation: The IMS DEDB Initialization utility (DBFUMIN0) found that no area data set (ADS) is registered corresponding to the area in the ADS list of the DBRC AREA record.

System action: The utility terminates.

Programmer response: Register the ADSs in the DBRC RECON record by using the DBRC INIT.ADS command, and then rerun the utility.

Problem determination: 3, 8, 35

Related information:

Chapter 2, "IMS problem determination," on page 13

DFS3758I DD=*ddname* DATA SET NAME MISMATCH IN DBRC RECON ADS LIST AND IN JCL DD STATEMENT FOR AREA=*areaname* DD=*ddname*

Explanation: The IMS DEDB Initialization utility (DBFUMIN0) found that the data set name in the DBRC RECON ADS list does not match the one in the JCL DD statement.

System action: The utility terminates.

Programmer response: Ensure that the data set names in the DBRC RECON record and in the JCL DD statement are correct, and then rerun the job.

DFS3759I COMPARE NOT PERFORMED BECAUSE ADS IS STOPPED FOR AREA=*areaname* DD=*ddname* RBA=*nnnnnnnnnn*

Explanation: The DEDB Compare utility tried to read a control interval (CI) from all of the requested area data sets (ADS) to compare each CI. Because the ADS of the named *ddname* is stopped by a /STOP ADS command or an internal command, the utility excluded the indicated CI from the compare operation. The remaining CIs for this ADS are read nor compared.

System action: Processing continues.

DFS3760A AREA=*areaname* NOT REGISTERED IN DBRC RECON DATA SET

Explanation: For the DEDB Create utility, DBFUMRI0, or DEDB compare utility, DBFUMMH0, the area name must be registered in the DBRC RECON data set.

System action: The utility terminates.

Programmer response: Register the named area and its ADSs in the DBRC RECON data set, and rerun the job.

DFS3761I OPEN/CLOSE RECOVERY FAILED FOR AREA=*areaname*, (READ|WRITE) ERROR, RBA=*nnnnnnnnnn*

Explanation: A read or write error occurred in the named area at the indicated CI number during the open/close recovery processing. Messages DFS2571I or DFS2572I might be issued before this message.

System action: Open or close recovery processing terminates. The named area is stopped and set to a recovery-needed status in the DBRC RECON data set.

Operator response: Run the Database Recovery utility to recover the named area. Then rerun the job.

DFS3762I CI-RBA=*nnnnnnnnnn* ERROR FEEDBACK=*xxxxxxxx* IN RESPONSE TO A VSAM (GET|POINT) REQUEST ON AREA=*areaname* DD=*ddname*

Explanation: An error occurred when the Database Image Copy utility attempted to read from or point to a DEDB area. The VSAM GET or POINT macro encountered a problem.

System action: The Database Image Copy utility tries to read from or point to a DEDB area in the next available data set.

Programmer response: Correct the error, and rerun the job.

Related reference:

➤ z/OS: GET--Retrieve a record (VSAM macro)

➤ z/OS: POINT--Position for access (VSAM macro)

➤ z/OS: VSAM macro return and reason codes

DFS3763I DEDB AREA DATA SET CONTROL BLOCK NOTIFY FAILURE - AREA STOPPED. DBD=*dbdname* AREA=*areaname* DD=*ddname*

Explanation: IMS encountered a problem with IRLM when modifying the status of the area data set for the named area data set and attempting to notify the other subsystems to synchronize the status during emergency restart. The status change had been requested in the failing system.

System action: The indicated DEDB area is stopped, and the emergency restart continues.

Programmer response: Restart the area using the /START AREA GLOBAL command after emergency restart.

Problem determination: 6, 27

Related information:

Chapter 2, "IMS problem determination," on page 13

DFS3764I DEDB AREA DATA SET STOP
SYNCHRONIZATION NOT
AVAILABLE - AREA STOPPED.
DBD=*dbname* AREA=*areaname*
DD=*ddname*

Explanation: IMS attempted to stop the area data set during emergency restart. This situation can occur if an I/O error existed for the named area data set during emergency restart or if an external or internal stop area data set (ADS) was processing when the system failed. If an external or internal stop ADS was processing, the stop ADS was not available during the emergency restart. Therefore, IMS forced the area to stop.

System action: The indicated DEDB area is stopped, and the emergency restart continues.

Programmer response: Restart the area using the /START AREA GLOBAL command after emergency restart. You must run either the DEDB Area Data Set Create utility, DBFUMRIO, or the Database Recovery utility, DFSURDB0, for the indicated data set.

DFS3765I DEDB AREA CONTROL BLOCK
NOTIFY FAILURE - AREA STOPPED.
DBD=*dbname* AREA=*areaname*

Explanation: During emergency restart IMS encountered a problem with IRLM when modifying the area status for the named area and attempting to notify other subsystems to synchronize the status. The status change had been requested in the failing system.

System action: The indicated DEDB area is stopped, and the emergency restart continues.

Programmer response: Restart the area using the /START AREA GLOBAL command after the emergency restart.

DFS3766A NOTIFY REQUEST TO STOP AN ADS
FAILED FOR AREA=*xxxxxxx*
DD=*yyyyyyyy*

Explanation: During ERE processing the system tried to stop the specified area data set (ADS) in each of the subsystems sharing the ADS, but failed. The status of the ADS in all subsystems remains in copy phase status or in format phase status.

System action: System continues its operation.

Operator response: The user must stop the ADS in all subsystems sharing this ADS by /STOP ADS command.

DFS3766W PSB *pppppppp* REQUIRES STOPPED
DEDB DATA BASE *ddddddd*, PSB
STOPPED.

Explanation: Because a required Fast Path DEDB, *ddddddd*, was unavailable, scheduling ended and PSB, *pppppppp*, stopped.

System action: Processing stops.

DFS3767A NOTIFY REQUEST TO SET AN ADS
TO AVAILABLE STATUS FAILED FOR
AREA=*xxxxxxx* DD=*yyyyyyyy*

Explanation: During ERE processing the system tried to set the specified area data set (ADS) to available status in all subsystems sharing the ADS, but failed. The status of the ADS in each subsystem remains in copy phase status. The status of the ADS in RECON D/S is in available status.

System action: System continues its operation.

Operator response: As there is a difference in the ADS status between each subsystem and the RECON D/S, the operator should stop the area which accesses this ADS by /STOP AREA or UPDATE AREA STOP(SCHD) command, then restart the area.

DFS3768A DBRC REQUEST TO SET AN ADS TO
UNAVAILABLE STATUS FAILED FOR
AREA=*xxxxxxx* DD=*yyyyyyyy*

Explanation: During ERE processing, the system tried to set the specified area data set (ADS) to unavailable status in the RECON data set, but failed. The status of the ADS in the RECON data set remains in copy phase status.

System action: System continues its operation.

Operator response: The operator must set the status of the ADS to unavailable status by a DBRC command. Make sure the status of the ADS is in unavailable status, both in the RECON data set and in each subsystem.

DFS3769I INVALID SYNTAX IN START OR
STOP TIME PARM

Explanation: The program encountered an error in a start time or stop time parameter.

System action: The DEDB utility program terminates with a return code of 08.

Operator response: Correct the invalid input parameter and rerun the utility.

DFS3770W SYNCHRONIZING PROCESS TIME
OUT DURING START AREA
PROCESSING FOR AREA *areaname*

or

SYNCHRONIZING PROCESS TIME OUT DURING
STOP AREA PROCESSING FOR AREA *areaname*

or

SYNCHRONIZING PROCESS TIME BETWEEN
SUBSYSTEMS HAS BEEN EXCEEDED

or

SYNCHRONIZING PROCESS TIME EXCEEDED -
(*reason*) *areaname*

or

SYNCHRONIZING PROCESS TIME EXCEEDED -
CTLBLK SYNC *areaname*

or

SYNCHRONIZING PROCESS TIME EXCEEDED -
ALLOC/OPEN ADS *areaname*

or

SYNCHRONIZING PROCESS TIME EXCEEDED -
UOW LOCK INIT *areaname*

or

SYNCHRONIZING PROCESS TIME EXCEEDED -
STOP ADS *areaname*

or

SYNCHRONIZING PROCESS TIME EXCEEDED -
STOP AREA *areaname*

or

SYNCHRONIZING PROCESS TIME EXCEEDED -
START AREA *areaname*

or

SYNCHRONIZING PROCESS TIME EXCEEDED -
SHVSO SYNC

or

SYNCHRONIZING PROCESS TIME EXCEEDED -
SHSDEPS SYNC

Explanation: Subsystem resource synchronization did not finish within a reasonable amount of time. This situation might be a valid condition and might resolve itself. If IMS determines that a hang exists, IMS attempts to resolve the wait. IMS might reject the process and issue the second form of the message, or it might have resolved the hang (allowing the process to retry). In either instance, if the first form of the message terminates without outside intervention, then no action is necessary.

If the first version of the message persists, then a hang condition exists and must be resolved manually. In the message text, you might receive the following variables:
reason Identifies the cause of the exceeded time, and is one of the following situations:

CTLBLK SYNC

IMS must synchronize internal information.

ALLOC/OPEN ADS

An ADS is opening as part of an area open or ADS create action.

UOW LOCK INIT

IMS is converting to UOW lock mode due to starting a utility.

STOP AREA

An area is being stopped. This stop might be due to a command or internal stop.

START AREA

An area is starting.

SHVSO SYNC

SHVSO information has been internally data synchronized.

SHSDEPS SYNC

SHSDEP information has been internally data synchronized.

areaname

Identifies the affected area.

System action:

If the first form of the message persists, then the originating system (the system receiving the message) is waiting for an action from a sharing partner that is not completing. This situation indicates a hang. The only way to resolve the hang is based on the reason from the first form of the message.

Operator response:

Determine if any subsystem participating in block level sharing is experiencing problems. If a subsystem is in a busy state because the processor load is heavy or the processor STOP key was pressed, no action is necessary. If a subsystem is in a wait or loop condition, that subsystem must be terminated by entering a /STOP or MVS MODIFY command; otherwise, the wait or loop condition can continue indefinitely.

Programmer response:

If this message has been issued multiple times, the other subsystem is not in a processor-busy condition,

the processor STOP key was not pressed, and the other subsystem has a severe problem. Contact IBM Software Support after appropriate data has been collected. Capture memory dumps of all IMS subsystems in the sysplex.

Problem determination: 1, 3, 4, 5, 6, 8, 10, 11, 14

Related information:

Chapter 2, "IMS problem determination," on page 13

DFS3771I **AREA *areaname* CANNOT BE PROCESSED DUE TO 2ND CI EEQE (BUFFER)**

Explanation: The AREA *areaname* could not be processed for one of these reasons:

- The /STO AREA (LOCAL) or UPDATE AREA STOP(SCHD) command was not processed because the AREA has a second CI EEQE buffer.
- The /STOP AREA GLOBAL, UPDATE AREA STOP(SCHD), /STOP ADS, /DBR DB, UPDATE DB STOP(ACCESS), or /DBR AREA command was not processed because the AREA has a second CI EEQE.

System action: Command processing for the AREA terminates.

Operator response: Enter the /UNLOCK command or the OS GO reply command to purge all EEQEs after I/O prevention is resolved. Then reenter the failed command.

DFS3772I **AREA *areaname* STOPPED. RECOVERY NEEDED DUE TO 2ND CI EEQE BUFFER**

Explanation: During /CHECKPT FREEZE processing the named AREA was stopped and its status marked as recovery-needed, if the AREA was registered in DBRC. This condition occurred because the AREA has a second CI EEQE buffer, which could not be written to the physical data set.

System action: After stopping the AREA, the system continues processing.

Programmer response: Recover the AREA using the Database Recovery utility.

DFS3773I **AREA=*areaname* DD=*ddname*STOP AREA GENERATED BY ADS CLOSE ERROR.**

Explanation: During the close of an ADS data set of a multiple area data set (ADS) area that is being shared by two or more IMS subsystems, an I/O error occurred while updating the second CI of that ADS data set. This situation causes internal /STOP AREA commands to be generated and sent to the IMS subsystems currently sharing the area. After stopping the area, the system continues processing.

System action: The system closes the area, issues this

message, and continues processing.

Operator response: Restart the area just closed to allow processing of the area to resume using its remaining ADS data sets.

Module: DBFMPCL0

DFS3774A **INSUFFICIENT STORAGE FOR CONTROL BLOCKS**

Explanation: The GETMAIN macro failed due to a shortage in memory for SP=0. Because of this condition, the input statements in the DFSHALDB data set are not read and therefore, not validated.

System action: The job terminates with pseudoabend 0201 and the following reason code:


REASON=00000028

GETMAIN failure for control block storage.

Programmer response: Increase the size value of the REGION parameter.

Module: DBFSHSPI0

Related information:

 IMS abend 0201

DFS3775A **OPEN FAILURE OF DDNAME DFSHALDB**

or

DATASET ATTRIBUTES FOR DDNAME DFSHALDB ARE NOT VALID

Explanation: A DFSHALDB data set failed to open, the RECFM is not fixed block format, or the LRECL is not equal to 80.

System action: The job terminates abnormally with pseudoabend 0201 and one of the following reason codes:

REASON=00000016

Indicates RECFM

REASON=00000020

Indicates LRECL

REASON=00000024

Indicates DFSHALDB failed to open.

Programmer response:

- For a reason code of 16, make sure the RECFM is FB.
- For a reason code of 20, make sure the LRECL is 80.
- For a reason code of 24, use the accompanying DFS0730I message to determine the cause of the open failure.

Module: DFSHSPI0

Related information:

"DFS0730I" on page 193

 IMS abend 0201

DFS3776A HALDB SELECTIVE PARTITION PROCESSING NOT ALLOWED IN xxx REGION

Explanation: Data set DFSHALDB, containing input statements, is not allowed in a job for either an IFP, JMP, or MPP. In the message text, xxx is either an IFP, JMP, or MPP

System action: The job terminates abnormally with pseudoabend 0201 and the following reason codes:
REASON=00000012

Indicates IFP, JMP, or MPP.

Programmer response: Either remove the input statements while retaining data set DFSHALDB, or exclude data set DFSHALDB from the JCL.

Module: DFSHSP10

Related information:

➡ IMS abend 0201

DFS3777A HALDB STATEMENTS READ AND VALIDATED FOR SELECTIVE PARTITION PROCESSING RC=xx

Explanation: For message DFS3777A, the return code (xx) is one of the following:

- 04** At least one statement was validated and accepted. However, at least one other statement had a syntax error or there were more than 20 statements whose syntax was correct.
- 08** All statements were validated and rejected due to syntax errors.

System action: The job terminates with pseudoabend 0201 and a reason code of either 04 or 08.

Programmer response: Correct the syntax error and resubmit the job.

Module: DFSHSP10

Related information:

➡ IMS abend 0201

DFS3777I HALDB STATEMENTS READ AND VALIDATED FOR SELECTIVE PARTITION PROCESSING RC=xx

Explanation: For message DFS3777I, the return code (xx) is equal to 00, meaning that all statements have been validated and accepted.

System action: The job continues processing.

Programmer response: No action is required.

Module: DFSHSP10

DFS3778A INSUFFICIENT STORAGE TO ACQUIRE HSPB CONTROL BLOCK

Explanation: There was no storage available in SP=241 for the HSPB control block in key 7.

System action: None.

Programmer response: Request assistance from an operating system programmer to correct the condition.

Module: DFSHSPK0

DFS3779A PCB=(yyyyyyyyy,pppppppp), xxxxxxxxxxxxxx

or

PCB=(nnnn,pppppppp,NUM=yy), xxxxxxxxxxxxxx

Explanation: For the first form of this message, in the message text:

yyyyyyyyy The NAME/LABEL.

pppppppp The partition name that was found on a statement provided by DFSHALDB.

xxxxxxxxxxxxx One of the following error conditions:

- DBPCB NUMBER IN ERROR
- PARTITION NAME IN ERROR
- NAME/LABEL IN ERROR
- PCB FOR NON-HALDB

For the second form of this message, in the message text:

nnnn The DBPCB number
yy The range, if specified

pppppppp The partition name that was found on a statement provided by DFSHALDB.

xxxxxxxxxxxxx One of the following error conditions:

- DBPCB NUMBER IN ERROR
- PARTITION NAME IN ERROR
- NAME/LABEL IN ERROR
- PCB FOR NON-HALDB

For a further explanation of this message, see message DFS3779E.

Related information:

DFS3779E

DFS3779E HALDB SELECTIVE PARTITION PROCESSING ABEND U0202

Explanation: In at least one of the cards that were successfully validated as "Syntactically correct," the reasons for the error conditions are:

- There is a DBPCB number greater than the number of DBPCBs in the list found in the PSB.


- The partition name is either misspelled or it cannot be found in the database referenced by the DBPCB number or the NAME/LABEL. This condition could be the case if a partition name in the target database is supplied when using a DBPCB which has PROCSEQ.
- The NAME or LABEL supplied cannot be found in any DBPCB in the list found in the PSB.
- The DBPCB number or NAME/LABEL references a non-HALDB PCB.

System action: Pseudoabend 0202 is issued.

Programmer response: Correct the DBPCB number, the NAME/LABEL, the partition name, or remove the entry that is specifying a target partition name, and resubmit the job.

Module: DFSHSPP0

Related information:

 IMS abend 0202

DFS3781 DB:*name* AREA:*name* DAMAGE AT
RBA:*xxxxxxxx* OFFSET:*nnnnn*
LENGTH:*aa*

Explanation: During emergency restart, XRF takeover, or the recovery phase of Fast Database Recovery, damage to the control interval (CI) was detected. The area is stopped.

In the message text, the variables and their meanings are:

DB Database name
AREA Area name
DAMAGE AT RBA
 Relative byte address of the damaged control interval
OFFSET
 Relative offset of the damage within the CI
LENGTH
 Length of the damage

System action: IMS issues the normal area-stopped messages.

Programmer response: The area must be recovered.

DFS3782I DB:*O' name'* AREA:*name* ADS:*name* 2ND
CI DAMAGE DETECTED

Explanation: Damage to the second control interval (CI) was detected during DMAC refresh at the first open following an XRF takeover.

User response: Take one of the following actions:

- If multiple area data sets (MADS) are defined, change the ADS copy damaged by the second CI to unavailable status for a subsequent recovery. Start the area with the remaining valid ADS copies.
- If multiple area data sets (MADS) are not defined, recover the area.

DFS3784I PCB=(*nnnn,ppppppp*) IS REPLACED BY
DFS3784I
PCB=(*ddddddd,ppppppp,NUM=yyy*)

Explanation: After associating the DBPCB number *nnnn* of the HALDB statement with the DBPCB label or name specified in the DBPCB control block, the processing detected duplicate HALDB statements with a DBPCB label or name of *ddddddd*. When this occurs the DBPCB label or name takes precedence over the DBPCB referenced by the *nnnn* number. *yyy* indicates the range, if specified.

System action: Processing continues.

Programmer response: No action is required.

Module: DFSHSPP0

| **DFS3785E** DIAGNOSE AWE INITIALIZATION
| FAILED – *reason_text*

| **Explanation:** An unrecoverable error was encountered
| while initializing the diagnostic AWE processor.
| Services offered by this AWE processor will not be
| available until the problem is corrected and IMS is
| restarted.

| In the message text:

| *reason_text*
| Used to identify the specific error encountered.
| The reason text can be:

| **DGSW GETSTOR FAILED RC=*retcode***
| During initialization of the diagnostic
| AWE processor DGS TCB, a
| GETSTOR call was made to allocate
| storage for the DGSW (Diagnostics
| Work Area). However, the GETSTOR
| call returned with a nonzero return
| code: *retcode*.

| **System action:** IMS continues processing, but the
| services offered by the diagnostic AWE processor will
| not be available until the problem is resolved and IMS
| is restarted.

| **System programmer response:** If this is the only
| storage shortage error encountered while starting IMS,
| contact IBM Software Support.

| **Module:** DFSDGS80

| **DFS3786E** DIAGNOSE AWE PROCESSING
| ERROR – *reason_text*

| **Explanation:** An unrecoverable error was encountered
| during processing of a diagnostic AWE. This message is
| issued during diagnostic AWE processing when an
| unrecoverable error or an invalid AWE request is
| encountered.

| In the message text:

reason_text

Identifies the specific error:

DUPLICATE INITIALIZATION AWE

A duplicate initialization AWE request was received. Because only one initialization AWE request is allowed, the duplicate request is ignored.

DUPLICATE TERMINATION AWE

A duplicate termination AWE request was received. Because only one termination AWE request is allowed, the duplicate request is ignored.

request **QUEUED PRIOR TO INIT**

An AWE request was received before the initialization AWE request was received and processed. The initialization AWE request must be the first AWE that is queued and processed. In the reason text, *request* identifies the type of AWE request that was received. The AWE is ignored.

UNKNOWN AWE FUNCTION: *hex_id*

An AWE request was received that is unknown to the diagnostic AWE processor. In the reason text, *hex_id* identifies the hexadecimal identifier of the unknown AWE function that was requested. The AWE is ignored.

System action: IMS continues processing, but the diagnostic AWE service requested did not complete successfully.

System programmer response: Contact IBM Software Support.

Module: DFSDGS80

DFS3787E DIAGNOSE SYSOUT PROCESSING ERROR – *reason_text*

Explanation: An unrecoverable error was encountered during processing of the SYSOUT request of a /DIAGNOSE command. The message is issued during /DIAGNOSE command SYSOUT processing when an unrecoverable error is encountered.

In the message text:

reason_text

Identifies the specific error:

INVALID FUNCTION CODE SPECIFIED

A call that was made to /DIAGNOSE command SYSOUT I/O services requested an invalid function. The invalid request is ignored. Contact IBM Software Support to report the error.

INVALID STATE FOR *function* REQUEST

A call that was made to /DIAGNOSE command SYSOUT I/O services requested the out-of-sequence function identified in the reason text. The invalid request is ignored. Contact IBM Software Support to report the error.

ALLOCATION FAILED RC=*retcode*

An error was encountered while allocating the requested SYSOUT data set. Ensure that a valid SYSOUT class was specified and that JES services are available. If the error persists, note the return code in the reason text: *retcode*. Contact IBM Software Support to report the error, and save the IMS system log that contains a diagnostic X'67D0' log record, which provides more detailed information about the error.

DCBB GETSTOR FAILED RC=*retcode*

An error was encountered while allocating the requested SYSOUT data set. A GETSTOR call was made to allocate DCBB storage, and GETSTOR returned with a nonzero return code: *retcode*. If the IMS storage problem is temporary, issue the request again later. If the problem persists, contact IBM Software Support.

SIOB GETSTOR FAILED RC=*retcode*

An error was encountered while allocating the requested SYSOUT data set. A GETSTOR call was made to allocate SIOB storage, and GETSTOR returned with a nonzero return code: *retcode*. If the IMS storage problem is temporary, issue the request again later. If the problem persists, contact IBM Software Support.

DECB GETSTOR FAILED RC=*retcode*

An error was encountered while allocating the requested SYSOUT data set. A GETSTOR call was made to allocate DECB storage, and GETSTOR returned with a nonzero return code: *retcode*. If the IMS storage problem is temporary, issue the request again later. If the problem persists, contact IBM Software Support.

DATASET OPEN FAILED RC=*retcode*

An error was encountered while opening the requested SYSOUT data set. System OPEN services returned with a nonzero return code: *retcode*. Save the IMS system log that contains a diagnostic X'67D0' log record, which

provides more detailed information about the error. Also, retain the system or IMS job log that might contain the z/OS IEC message related to the error. Contact IBM Software Support to report the error.

DATASET CHECK FAILED RC=*retcode*

An error was encountered while checking a write buffer for the SYSOUT data set. System CHECK services returned with a nonzero return code: *retcode*. Contact IBM Software Support to report the error, and save the IMS system log that contains a diagnostic X'67D0' log record, which provides more detailed information about the error. Also, retain the system or IMS job log that might contain the z/OS IEC message related to the error.

DATASET CLOSE FAILED RC=*retcode*

An error was encountered while closing the SYSOUT data set. System CLOSE services returned with a nonzero return code: *retcode*. Contact IBM Software Support to report the error, and save the IMS system log that contains a diagnostic X'67D0' log record, which provides more detailed information about the error. Also, retain the system or IMS job log that might contain the z/OS IEC message related to the error.

DATASET WRITE FAILED RC=*retcode*

An error was encountered while writing to the SYSOUT data set. System WRITE services returned with a nonzero return code: *retcode*. Contact IBM Software Support to report the error, and save the IMS system log that contains a diagnostic X'67D0' log record, which provides more detailed information about the error. Also, retain the system or IMS job log that might contain the z/OS IEC message related to the error.

DATASET SYNAD/ABEND EXIT CALLED

An error was encountered with the SYSOUT data set. Contact IBM Software Support to report the error, and save the IMS system log that contains a diagnostic X'67D0' log record, which provides more detailed information about the error. Also, retain the system or IMS job log that might contain the z/OS IEC message related to the error.

DATASET WRITING PAST LAST BLOCK

A call that was made to /DIAGNOSE command SYSOUT I/O services requested an out-of-sequence WRITE function. The invalid request is ignored. Contact IBM Software Support to report the error.

System action: IMS continues processing, but the /DIAGNOSE command SYSOUT requested did not complete successfully.

System programmer response: Contact IBM Software Support.

Module: DFSDGS82

Related reference:

 /DIAGNOSE SNAP command (Commands)

DFS3788I DIAGNOSE SYSOUT DATA SET
dsname action FOR SNAP resource
TKN(token)

Explanation: The requested SYSOUT data set for the /DIAGNOSE command was opened or closed.

In the message text:

dsname Name of the SYSOUT data set.

action Action to be taken for the data set: OPENED or CLOSED.

resource Name of the /DIAGNOSE SNAP command resource that is associated with the SYSOUT data set request.

token Unique 8-byte hexadecimal token that is associated with the SYSOUT request of the /DIAGNOSE SNAP command. This token is the same as the token that is included in message DFS3789I and can be used to correlate command actions and SYSOUT results.

System action: The SYSOUT data set for the /DIAGNOSE command is opened or closed successfully.

System programmer response: No action is required.

Module: DFSDGS82

Related reference:

 /DIAGNOSE SNAP command (Commands)

DFS3789I DIAGNOSE COMMAND SNAP resource
QUEUED TO SYSOUT TKN(token)

Explanation: A /DIAGNOSE command with OPTION(SYSOUT) was issued, the SNAP data capture process has completed, and the results have been successfully enqueued to the DGS AWE processor for SYSOUT processing.

In the message text:

resource SNAP resource type that is specified in the command.

token Unique 8-byte hexadecimal token that is associated with the SYSOUT request of the /DIAGNOSE SNAP command. This token is the same as the token that is included in message DFS3788I and can be used to correlate command actions and SYSOUT results.

System action: The requested /DIAGNOSE command has been successfully processed, and the requested SNAP data has been enqueued for SYSOUT processing.

System programmer response: No action is required.

Module: DFSDGS9C

Related reference:

 /DIAGNOSE SNAP command (Commands)

DFS3792 QCNT KEYWORD INVALID WITH DISPLAY BY ATTRIBUTE OPTION

Explanation: The QCNT keyword cannot be used on a /DISPLAY USER command if the users are to be displayed by attribute. The QCNT keyword cannot be used on a /DISPLAY NODE command if the nodes are to be displayed by attribute.

System action: The command is rejected.

Operator response: Either specify a specific user or node, or omit the QCNT keyword. Then reenter the command.

Module: DFSIDPE0, DFSIDPB0

DFS3794W AN INCOMPLETE SNAPQ CHECKPOINT MAKES TAKEOVER IMPOSSIBLE. ALTERNATE SYSTEM IS TERMINATED.

Explanation: An XRF alternate system began reading the SNAPQ checkpoint necessary to achieve its tracking phase, and the checkpoint was found to be incomplete.

System action: The alternate IMS is shut down.

Programmer response: Restart the active and alternate systems.

DFS3795I IOT EEQE PURGE FAILED. AREA=*areaname* RBA=*xxxxxxx* RC=*yy*

Explanation: During I/O toleration EEQE purge processing, at least one EEQE could not be purged. For each EEQE that is not purged, IMS issues this message followed by message DFS0488I. *areaname* identifies the name of the associated area; *xxxxxxx* identifies the RBA of the associated CI. Reason code *yy* has the following meanings.

Code (dec)

Meaning

- 04** The request to get the CI lock failed.
- 08** The request to get the area lock failed.
- 12** The area OPEN request failed.
- 16** I/O error occurred while attempted to purge the EEQE.
- 20** I/O toleration purge was preparing to write tolerated data for a VSO area, but an area data set was stopped (or in the process of being stopped) due to a write error on the second CI. The area data set stop can cause the entire area to stop; in this case, if purge continues it can abend.

System action: IMS continues processing, but skips the EEQE purge.

Operator response: Issue the /UNLOCK SYSTEM command later to purge the EEQEs.

If the return code is 12, issue the /START AREA or UPDATE AREA START(ACCESS) command for the named areas; then issue the /UNLOCK SYSTEM again.

IMS issues return code 16 only if XRF takeover processing has not completed when you request the EEQE purge. If you reenter the /UNLOCK command after the takeover processing is complete, the purge is usually successful. To display any EEQEs that were not purged, enter the /DIS DB ALL BKERR.

If the area is stopped, recover the area.

DFS3796W AT LEAST ONE FAST PATH EEQE STILL EXISTS.

Explanation: While processing a normal shutdown, IMS detected that at least one EEQE (Extended Error Queue Element) still exists.

System action: Normal shutdown processing continues.

Operator response: Notify the system programmer.

Programmer response: See message DFS3867I to determine the appropriate action to take.

Related information:
“DFS3867I” on page 843

DFS3798 SB NOT INITIALIZED

Explanation: A /START SB command was not processed because a SBONLINE control statement was not provided in member DFSVSMxx of IMS.PROCLIB.

System action: IMS has not loaded any Sequential Buffering (SB) modules and does not process the /START SB command.

User response: Provide a SBONLINE control statement in the appropriate DFSVSMxx member of IMS.PROCLIB if you want to use SB.

DFS3799 SB NOT FUNCTIONAL

Explanation: The /START SB command was not processed because previous IMS software problems prevented the use of Sequential Buffering (SB).

System action: IMS discards the /START SB command.

User response: Check for previously issued error messages describing the software problem that caused IMS to deactivate SB.

DFS3800 UNABLE TO ACQUIRE STORAGE FOR MFS DYNAMIC DIRECTORY EXPANSION

Explanation: Storage in the IMS extended private area is unavailable for expanding the MFS Dynamic Directory during initialization.

System action: The MFS Dynamic Directory will be stabilized. No more format blocks will be added. The directory will remain stabilized, and this message will not be reissued until after the next IMS restart or after the successful completion of a /CHANGE DIRECTORY MFS command. This command will restore the MFS Dynamic Directory back to the "primed" state that existed just after IMS initialization.

Programmer response: Allow the IMS system to run with the MFS Dynamic Directory stabilized until the next restart, or if feasible, issue the /CHANGE DIRECTORY MFS command.

Chapter 80. DFS messages, DFS3801 - DFS3850A

This topic contains the following messages:

DFS3801 CHKPT SNAPQ REQUIRED ON ACTIVE SYSTEM

Explanation: An alternate system in the XRF complex sends this message to the master terminal operator (MTO) if the alternate system fails to locate the SNAPQ checkpoint of the active system after thirty seconds.

System action: The alternate system continues.

Operator response: (master terminal) Determine whether the active system has taken a SNAPQ checkpoint. If not, force a manual SNAPQ checkpoint by entering a /CHE SNAPQ command on the active system. If this message persists after the active system has taken a SNAPQ checkpoint, a problem might exist with the alternate system. Cancel the alternate system with a memory dump.

Programmer response: No action is required.

DFS3802W XRF NOT POSSIBLE - ONLY ONE RDS ALLOCATED.

Explanation: An XRF-defined IMS system was started, but only one restart data set (RDS) DD statement was included in the JCL.

System action: The IMS alternate system being started terminates abnormally. Any other IMS system starts continue, but the system will not be XRF-capable.

Programmer response: If you want an XRF-capable system, shut down the IMS system. Include the IMSRDS and the IMSRDS2 DD statements for the restart data sets; then restart the IMS system.

DFS3803I ENTER /SWITCH TO CAUSE THE BACKUP TO TAKEOVER

Explanation: The alternate (backup) system detected a potential failure of the active system, but the operator must approve all takeovers.

System action: The alternate system continues tracking the active system.

Operator response: (master terminal) To initiate a takeover, enter /SWITCH SYSTEM FORCE on the alternate system.

Programmer response: No action is required.

DFS3804I LATEST RESTART CHKPT: *yyddd/hhmmss*, LATEST BUILDQ CHKPT: *yyddd/hhmmss*

or

[LATEST] [RESTART] CHKPT: *yyddd/hhmmss*,
HSBID=*xx* - [LATEST] BUILDQ CHKPT:
yyddd/hhmmss, HSBID=*xx*

or

LOG READ CHKPT: *yyddd/hhmmss* - RESTART
CHKPT: *yyddd/hhmmss*, HSBID=*xx* - BUILDQ CHKPT:
yyddd/hhmmss, HSBID=*xx*

Explanation: At the completion of each IMS checkpoint, IMS issues this message to inform you of the last checkpoint ID that is valid for loading DC blocks. When running in an XRF environment, it indicates which IMS system (HSBID) wrote the CHKPT. The latest RESTART or RESTART CHKPT indicates which IMS system must be restarted when an XRF system abends. The exception to this is a BLDQ restart, which can be done by either IMS system.

The first form of this message is issued in a non-XRF environment.

The second form of this message is typically issued when running in XRF. For XRF systems following a shutdown checkpoint or a restart, the word LATEST does not appear in the message, and the word RESTART is abbreviated to RST.

The third form of this message is issued only after a takeover occurs, and when the system checkpoint needed for IMS recovery was written before the LAST DC CHKPT and before the takeover. The new checkpoint ID, LOG READ CHKPT, indicates only the checkpoint at which IMS starts reading the input log. The checkpoint ID does not have an HSBID and must not be used when determining which IMS system to restart.

In some circumstances, IMS might not be able to issue this message with a latest checkpoint during a shutdown or cancel. In such circumstances, a later restart might show a different CHKPT.

System action: IMS continues processing.

Operator response: (master terminal) This information is useful for determining which IMS system to restart after an XRF takeover.

DFS3805 SURVEILLANCE KEYWORD INVALID - NO XRF CAPABILITY

Explanation: A /CHANGE SURVEILLANCE

command was entered on a system that is not XRF-capable.

System action: The command is rejected.

Operator response: (master terminal) Contact the system programmer.

Programmer response: If you want XRF capability, define the IMS system as an XRF-capable system.

DFS3806 BACKUP KEYWORD INVALID - NO XRF CAPABILITY

Explanation: You entered an /ERE BACKUP command or a /STOP BACKUP command on a system that is not XRF-capable.

System action: The command is rejected.

Programmer response: If you want XRF capability, define the IMS system as an XRF-capable system.

DFS3807 MORE THAN 1 PARAMETER IN /START OR /STOP SURVEILLANCE COMMAND

Explanation: A /START or /STOP SURVEILLANCE command was entered with more than one SURVEILLANCE parameter. The SURVEILLANCE parameter must be one of these:

- LNK
- RDS
- LOG
- ALL

System action: The command is rejected.

Programmer response: Reenter the command with a single SURVEILLANCE parameter.

DFS3808I RDS|LNK|LOG SURVEILLANCE ALREADY STARTED|STOPPED

Explanation: One of the following occurred:

- A /START SURVEILLANCE command was entered, but the specified type of surveillance had already been started
- A /STOP SURVEILLANCE command was entered, but the specified type of surveillance had already been stopped.

System action: The command is rejected.

Programmer response: No action is required.

DFS3809 NO LINK SURVEILLANCE - LINK NOT DEFINED

Explanation: A /START or /STOP SURVEILLANCE LNK command was entered, but an Intersystem Communication (ISC) link between the active and the alternate IMS systems is not defined to IMS.

System action: The command is rejected.

Operator response: Contact the system programmer.

Programmer response: Define an ISC link to the XRF-capable IMS system if you want this type of surveillance.

DFS3810 KEYWORD ACTIVE OR BACKUP DOES NOT MATCH SYSTEM OR IS MISSING

Explanation: One of the following occurred:

- The keyword indicating whether the /SWITCH SYSTEM command is being entered on the active or the alternate (backup) system (ACTIVE/BACKUP) does not correspond to the actual system.
- The keyword ACTIVE is missing. The keyword ACTIVE must be specified when the /SWITCH SYSTEM command is entered on the active system.

System action: The command is rejected.

Programmer response: Be sure of the status (active or alternate) of the system on which you are entering the command.

DFS3811I LNK|RDS|LOG SURVEILLANCE ACTIVE|INACTIVE; INTERVAL|TIMEOUT VALUE CHANGED FROM *xx* TO *yy*

Explanation: This informational message responds to the /CHANGE SURVEILLANCE command, and is issued with the DFS058I CHANGE COMMAND COMPLETED message. The following information is given in the message:

- which type of surveillance was changed (LNK|RDS|LOG)
- whether that type of surveillance was active or inactive
- the original (*xx*) and new (*yy*) interval or timeout values.

System action: The system continues processing.

Programmer response: Check that the command produced the intended results.

Related information:
 "DFS058I" on page 38

DFS3812I BACKUP LNK|RDS|LOG INTERVAL VALUE OF *xx* HAS BEEN FORCED TO ACTIVE VALUE OF *yy*

Explanation: This informational message, issued in response to the /CHANGE SURVEILLANCE command, indicates that IMS modified system data in order to continue processing the command. When the timeout or the interval value is being changed by entering /CHANGE SURVEILLANCE on the alternate (backup) system, and the alternate interval value is less than the active interval value, the alternate interval value defaults to the active interval value. This message is issued with the DFS058I CHANGE COMMAND COMPLETED message.

System action: IMS continues processing the command with the modified data.

Operator response: Contact the system programmer.

Programmer response: Check the command produced the intended results. If you want different results, reenter the /CHANGE SURVEILLANCE command.

Related information:
"DFS0581" on page 38

DFS3813 SYSTEM NOT XRF CAPABLE - COMMAND REJECTED

Explanation: The /DIS HSB or /UNLOCK SYSTEM command was entered on a system that is not XRF-capable.

System action: The command is rejected.

Programmer response: If you want XRF capability, define the IMS system as an XRF-capable system.

Module: DFSICLN0

DFS3814 FORCE KEYWORD IS REQUIRED

Explanation: The FORCE keyword is required when entering /SWITCH from an alternate system.

System action: The command is rejected.

Operator response: (master terminal) If you want to switch processing from the current active system to the alternate system, add the FORCE keyword, and reenter the command.

Programmer response: No action is required.

DFS3815 RDS SURVEILLANCE NOT STARTED DUE TO WRITE ERROR ON THE ACTIVE

Explanation: The command to start restart data set (RDS) surveillance was rejected because a previous write error was encountered on the active system.

System action: The command to start RDS surveillance is rejected.

Operator response: (master terminal) Contact the system programmer.

Programmer response: Determine the cause of the write error. The restart data set (RDS) might have to be reformatted.

DFS3816 COMMAND REJECTED - SNAPQ CHECKPOINT NOT YET FOUND

Explanation: You cannot start or stop surveillance before the alternate system is synchronized with the active system by processing a SNAPQ checkpoint from the active system.

System action: The command is rejected.

Operator response: (master terminal) Wait until the active system issues the INSYNCH message, DFS3858I. Then reenter the SURVEILLANCE command.

Programmer response: No action is required.

Related information:
"DFS3858I" on page 842

DFS3817 SURVEILLANCE KEYWORD PARAMETER IS MISSING OR INVALID

Explanation: A /CHANGE SURVEILLANCE, /START SURVEILLANCE, or /STOP SURVEILLANCE command was rejected for one of the following reasons:

- The SURVEILLANCE parameter was missing or invalid.
- More than one SURVEILLANCE parameter was entered.

Valid SURVEILLANCE parameters are LNK, restart data set (RDS), LOG, and ALL.

System action: The command is rejected.

Programmer response: Correct the SURVEILLANCE parameter; then enter the command again.

DFS3818 INTERVAL KEYWORD PARAMETER IS MISSING OR INVALID

Explanation: A /CHANGE SURVEILLANCE command was rejected for one of the following reasons:

- The INTERVAL value was missing or invalid.
- More than one INTERVAL value was entered.

The INTERVAL value must be greater than 0 and less than 100.

System action: The command is rejected.

Programmer response: Correct the INTERVAL value; then reenter the command.

DFS3819 TIMEOUT KEYWORD PARAMETER IS MISSING OR INVALID

Explanation: A /CHANGE SURVEILLANCE command was rejected for one of the following reasons:

- The TIMEOUT value was missing or invalid.
- More than one TIMEOUT value was entered.

The TIMEOUT value must be greater than 0 and less than 100.

System action: The command is rejected.

Programmer response: Correct the TIMEOUT value; then reenter the command.

DFS3820 TOD NOT OPERATIONAL/AVAILABLE

Explanation: The Time-of-Day (TOD) clock was unavailable for use by the surveillance function.

System action: Normal processing continues, but ISC surveillance and restart data set (RDS) surveillance are disabled.

Programmer response: No action is required.

DFS3821 GETMAIN FAILED FOR TIMER WORKAREAS

Explanation: The surveillance does not function because temporary storage for a work area was unavailable.

System action: Processing continues without ISC and restart data set (RDS) surveillance.

Operator response: (master terminal) Retry the command. If it fails again, increase the size of the control region before the next startup.

Programmer response: No action is required.

DFS3822 INVALID SURVEILLANCE REQUEST

Explanation: A /START or /STOP SURVEILLANCE command was entered with an invalid parameter. The SURVEILLANCE parameter must be one of the following: LNK, RDS, LOG, or ALL.

System action: The command is rejected.

Operator response: Reenter the command with the correct parameter.

Programmer response: No action is required.

DFS3823 I/O ERROR DURING SURVEILLANCE READ/WRITE ON xxxxxxxx

Explanation: A read or write error occurred on the restart data set (RDS) while RDS surveillance was active. The variable xxxxxx has one of the following values:

IMSRDS

The error occurred on the data set defined by the IMSRDS DD statement.

IMSRDS2

The error occurred on the data set defined by the IMSRDS2 DD statement.

System action: Processing continues, but RDS surveillance stops and no longer participates in the takeover decision.

Operator response: (master terminal) Determine the cause of the I/O error and reformat the RDS, if necessary. You can do RDS formatting only when restarting the active system.

DFS3824 COMMAND INVALID FOR BACKUP SYSTEM

Explanation: An invalid command was entered on the alternate (backup) system or the command syntax was not correct for the alternate system.

System action: The command is rejected.

Programmer response: Reenter the command on the active system or correct the command syntax and reenter on the alternate system.

DFS3825 COMMAND INVALID FOR ACTIVE SYSTEM

Explanation: The /STOP BACKUP command was entered on an active system. The /STOP BACKUP command is only valid if entered on an alternate (backup) system.

System action: The command is rejected.

Programmer response: If you intended to terminate the alternate system, reenter the command on the alternate system.

DFS3826 TRANSACTION KEYWORD PARAMETER IS MISSING OR INVALID

Explanation: The TRANSACTION parameter on a /CHANGE TRANSACTION MAXRGN command was invalid or missing. The TRANSACTION parameter was invalid for one of the following reasons:

- The transaction code was greater than 8 characters.
- The transaction code was not known to IMS.
- Load balancing was not in effect for the specified transaction.

System action: The command is rejected.

Operator response: Check the transaction code; then reenter the command.

Programmer response: No action is required.

DFS3827 MAXRGN KEYWORD PARAMETER IS MISSING OR INVALID

Explanation: A /CHANGE TRANSACTION MAXRGN command was rejected because the MAXRGN parameter was invalid or missing. The MAXRGN parameter was invalid for one of the following reasons:

- The MAXRGN parameter must be in the range of 0 and 255 inclusive.
- Multiple MAXRGN parameters were entered.

System action: The command is rejected.

Programmer response: Correct the MAXRGN parameter; then reenter the command.

DFS3828 UNABLE TO PROCESS /DISPLAY OLDS COMMAND - LOG NOT AVAILABLE

Explanation: A /DISPLAY OLDS command was entered during the initialization or tracking phase of the alternate system, when log data sets are unavailable.

System action: The command is rejected.

Programmer response: Delay entry of the /DIS OLDS command until the alternate system has taken over and has become the active system. Only at this time is the log data sets available.

DFS3829 NOBACKOUT KEYWORD INVALID WITH DATABASE ALL

Explanation: The DATABASE parameter ALL cannot be used with the parameter NOBACKOUT.

System action: The command is rejected.

Programmer response: Reenter the command with one or more specific DATABASE parameters.


DFS3830 NO DEFERRED PAGE FIXING WAS DONE

Explanation: The active system found no requests for deferred page fixing for IMS systems in an XRF complex.

System action: The system continues with normal processing.

Programmer response: If you want deferred page-fixing, see information about defining IMS.PROCLIB members for XRF.

Related reference:

 Defining IMS.PROCLIB members for XRF (System Administration)

DFS3831 MODETABLE KEYWORD INVALID WITH DISPLAY BY ATTRIBUTE OPTION

Explanation: The MODETABLE keyword cannot be used on a /DISPLAY NODE command if the nodes are to be displayed by attribute.

System action: The command is rejected

Operator response: Reenter the command with the ALL keyword rather than specific node names.

Programmer response: No action is required.

DFS3832I LNK|RDS|LOG TIMEOUT VALUE OF xx HAS BEEN FORCED TO yy

Explanation: This informational message, issued in response to the /CHANGE SURVEILLANCE command, indicates that IMS changed system data in order to continue processing the command. It is issued in the following cases:

- When the timeout value is being changed by entering /CHANGE SURVEILLANCE on the alternate system and the new timeout value is less than twice the alternate interval value
- When the timeout value is being changed by entering /CHANGE SURVEILLANCE on the active system and the new timeout value is less than twice the active interval value
- When the interval value is being changed by entering /CHANGE SURVEILLANCE on the alternate system and twice the new interval value is greater than the alternate timeout value
- When the interval value is being changed by entering /CHANGE SURVEILLANCE on the active system and twice the new interval value is greater than the active timeout value.

This message is issued with the DFS058I CHANGE COMMAND COMPLETED message.

System action: IMS continues processing the command with the modified data.

Operator response: (master terminal) Be sure the command produced the intended results. If you want different results, reenter the /CHANGE SURVEILLANCE command.

Programmer response: No action is required.

Related information:

“DFS058I” on page 38

DFS3833I BACKUP LNK|RDS|LOG INTERVAL VALUE OF xx HAS BEEN FORCED TO LNK|RDS|LOG INTERVAL VALUE OF yy

Explanation: This message can be issued in response to a /CHANGE SURVEILLANCE command to indicate that IMS changed system data in order to continue processing the command. It is issued in the following cases:

- When the interval value is being changed by entering /CHANGE SURVEILLANCE LNK or /CHANGE SURVEILLANCE RDS on the alternate (backup) system and the new alternate interval value is less than the alternate LOG interval value.
- When the interval value is being changed by entering /CHANGE SURVEILLANCE LOG on the alternate system and the new alternate interval value is greater than the alternate RDS and LNK interval values.
- When the interval value specified on the LOG parameter is greater than the interval value specified

on the RDS or LNK parameter. The interval value for the LOG parameter must be less than or equal to the restart data set (RDS) and LNK interval values. This restriction applies to original specifications made in member DFSHSBxx, or to specifications changed with a /CHANGE SURVEILLANCE command.

This message is issued together with the DFS058I CHANGE COMMAND COMPLETED message.

System action: IMS continues processing the command with the modified data.

Operator response: (master terminal) Be sure the command produced the intended results. If you want different results, reenter the /CHANGE SURVEILLANCE command.

Programmer response: No action is required.

Related information:

"DFS058I" on page 38

DFS3834W ALTERNATE IS (IN DANGER OF) FALLING BEHIND

Explanation: The IMS XRF alternate subsystem has fallen behind or is in danger of falling behind in the processing of log records produced by the active IMS XRF subsystem.

Statistics are gathered over one minute intervals to determine if either of these conditions has occurred. When either condition occurs, the message is highlighted and frozen on the system console until the condition clears up.

The "falling behind" condition might extend the time of a takeover should one be necessary.

System action: The IMS alternate continues tracking the active and can catch up over time. This message is frozen and highlighted on the system console until the alternate has caught up sufficiently. At that time, the message is no longer highlighted and rolls off the screen.

Operator response: Alert the system programmer of continued "in danger" messages so that appropriate preventive action can be taken. When the alternate is falling behind, the elapsed time of a takeover can be extended. You can estimate the time lag behind the active by entering the /DISPLAY HSB command.

System programmer response: Determine the cause of the "falling behind" periods, take any appropriate preventive actions, and contact IBM Software Support for assistance, if necessary.

Some actions to consider are:

- Assure a good balance between the use of Short and Long Message Queue data sets.
- Assure that the message queues are not filling up for a device that has been turned off.

- Increase the number of Message Queue buffers assigned to the Active and XRF Alternate systems.
- If you are experiencing high I/O rates on any of the devices that contain the Message Queue data sets, consider splitting up those data sets with the highest I/O activity across different devices.

DFS3835W WAITING FOR THE FDBR REGION RECOVERY FOR IMSID *imsid*

Explanation: The indicated IMS subsystem is restarting after a prior failure, but is in a wait state until the associated Fast Database Recovery region (FDBR) completes cleanup from the prior failure. One of the following conditions might have occurred:

- The FDBR region is running and performing recovery.
- The FDBR region is waiting for some action as indicated on the FDBR region syslog.
- A failure (such as XCF communications breakdown) occurred in the central processing complex (CPC) on which the FDBR region is running.
- The FDBR region is in an abnormal wait or loop.

System action: This message remains on the operator console during recovery processing by the FDBR region. Upon completion the system removes this message from the console

Operator response: If the FDBR region for the indicated *imsid* is running and performing recovery, it is generating messages indicating recovery progress; no action is required.

If the FDBR region is waiting for some action as indicated on the FDBR region SYSLOG, perform the action specified in the related messages.

If a failure (such as XCF communications breakdown) has occurred in the central processing complex (CPC), initiate database recovery by entering the z/OS MODIFY command (F *fdproc*, RECOVER).

If the FDBR region is in an abnormal wait or loop, cancel the FDBR region.

Module: DFSRST00

DFS3838I XRF INITIAL DB PRE-OPEN COMPLETE

Explanation: In an XRF complex, the alternate system attempted to preopen all DL/I databases and all DEDB area data sets that were open at the time the active system processed the initial SNAPQ checkpoint.

System action: Processing continues.

Programmer response: No action is required.

DFS3839I XRF INITIAL DC PRE-OPEN COMPLETE

Explanation: In an XRF complex, the alternate IMS system checked the status of all terminals and opened and scheduled backup session initiation for all Class 1 terminals that are logged on to the active system at the time of the initial SNAPQ checkpoint.

System action: Processing continues.

Programmer response: No action is required.

DFS3840 OPEN ERROR FOR DDNAME=PROCLIB

Explanation: The data set defined by the PROCLIB DD statement could not be opened.

System action: Processing continues without XRF capability.

Operator response: Contact the system programmer.

Programmer response: Correct the PROCLIB DD statement.

DFS3841I LNK|RDS|LOG SURVEILLANCE INTERVAL VALUE EXCEEDS ALLOWABLE LIMIT.

Explanation: An interval value for LNK, restart data set (RDS), or LOG surveillance in PROCLIB member DFSHSBxx exceeded 99 seconds.

System action: The default interval values for LNK, RDS, or LOG surveillance are used.

Operator response: (master terminal) Contact the system programmer.

Programmer response: Define the correct values in PROCLIB member DFSHSBxx.

DFS3842I LNK|RDS|LOG SURVEILLANCE TIMEOUT VALUE EXCEEDS ALLOWABLE LIMIT

Explanation: A timeout value for LNK, restart data set (RDS), or LOG surveillance in PROCLIB member DFSHSBxx exceeded 999 seconds.

System action: The default timeout values for LNK, RDS, or LOG surveillance are used.

Operator response: Contact the system programmer.

Programmer response: Define the correct values in PROCLIB member DFSHSBxx.

DFS3843I START COMMAND REJECTED-xxx SURV. NOT STARTED ON ACTIVE SYSTEM.

Explanation: An attempt was made to start LNK, LOG, restart data set (RDS), or ALL surveillance on the

alternate system, but the corresponding surveillance was not started on the active system.

System action: The command is rejected.

Operator response: (master terminal) Be sure the appropriate surveillance is started on the active system first.

Programmer response: No action is required.

DFS3844I MSDB DDNAME= MSDBCPx SUCCESSFULLY UNALLOCATED

Explanation: In an XRF-capable system, two MSDB checkpoint data set pairs are allocated for startup. After the MSDBs are loaded, only one of the two data set pairs is used. The MSDB checkpoint data set pair that is not used is deallocated. This message is issued after deallocation for each of the two data sets in the pair.

System action: z/OS dynamically deallocated (SVC 99) the data set associated with the ddname identified in the message. Normal operation continues.

Operator response: No action is required.

DFS3845 NO SURVEILLANCE VALUES SPECIFIED, DEFAULTS WILL BE USED

Explanation: The XRF-related parameters in the DFSHSBxx member of PROCLIB did not contain SURV (surveillance) values.

System action: Processing continues using default surveillance values.

Operator response: If this message was unexpected, contact the system programmer.

Programmer response: Verify that the default surveillance values are acceptable. If not, create a SURV entry in member DFSHSBxx.

DFS3846I SURVEILLANCE FUNCTION NOT SUPPORTED IN A NON-XRF ENVIRONMENT

Explanation: Surveillance cannot be performed on a system that is not XRF-capable.

System action: Surveillance is not performed.

Operator response: Contact the system programmer.

Programmer response: If you want XRF capability, define the IMS system as an XRF-capable system.

DFS3847 FORMAT ERROR IN READING FROM PROCLIB PARAMETER IN COLUMN xx


Explanation: The parameters in the PROCLIB data set member DFSHSBxx or DFSFDRxx are formatted incorrectly. Value xx identifies the column number where the error was detected.

System action: Processing continues, but any parameters in DFSHSBxx that follow the format error are ignored. For errors in DFSFDRxx, Fast Database Recovery (FDBR) terminates with an IMS abend 0574.

Operator response: (master terminal) Contact the system programmer.

Programmer response: Correct the format of the parameters in the PROCLIB member DFSHSBxx or DFSFDRxx.

Related information:

 IMS abend 0574

**DFS3848 BLDL FAILED FOR FOLLOWING
 MODULES**

Explanation: One or more user-written preinitialization routines were not found. The routines that could not be found are listed in the message.


System action: The dependent region is terminated with abend 0588.

Operator response: Contact the system programmer.

Programmer response: The load modules listed in the error message are specified in the DFSINTxx member in PROCLIB, but cannot be found in any of the program libraries available to the job step. If these load modules do not need to be executed, they should be removed from DFSINTxx. If they are to be executed, the load modules must be linked to a library accessible to the job step.

Problem determination: 1, 2, 6, 11, 35

Related information:

 IMS abend 0588

Chapter 2, "IMS problem determination," on page 13

**DFS3849 PERMANENT I/O ERROR ON
 JOB/LINK/SVCLIB FOR FOLLOWING
 MODULES**


Explanation: A permanent I/O error was detected while attempting to locate the user-written preinitialization routines. The load modules not located because of the I/O error are listed in the message.

System action: The dependent region is terminated with pseudoabend 0588.

Operator response: Contact the system programmer.

Programmer response: See the information about abend 0588.

Related information:

 IMS abend 0588

**DFS3850A ENTER /STA DC COMMAND TO
 OPEN VTAM ACB**

Explanation: The alternate IMS system in an XRF complex could not open VTAM ACB during system initialization, although the active system could open its VTAM ACB.

System action: Processing continues.

Operator response: (master terminal) Be sure the VTAM minor node (APPLID) referred to by the VTAM ACB is correctly initialized; then issue /START DC on the alternate system.

Programmer response: No action is required.

Problem determination: 1, 3, 6, 10 and the VTAM definition of the VTAM minor node (APPLID) referred to by the VTAM ACB for the IMS system.

Related information:

Chapter 2, "IMS problem determination," on page 13

Chapter 81. DFS messages, DFS3851I - DFS3900I

This topic contains the following messages:

DFS3851I YOU CANNOT CHANGE XRF SPECIFICATIONS IN THIS RESTART

Explanation: This message is issued only in an XRF environment for one of the following reasons:

- The HSBID parameter is incorrect.

The HSBID parameter in the JCL of the system being restarted (NRE/ERE) must be the same as the HSBID parameter in the JCL of the failing system in the XRF complex. To determine the correct JCL (active/alternate) to use:

1. On the secondary console (hardcopy device), find the last “DFS3804I LAST CHKPT ID VALID FOR RESTART: *yyddd/hhmmss*” message.
2. Determine the date and time from the DFS3804I message.
3. On the secondary console (hardcopy device), find the “DFS994I *CHKPT *yyddd/hhmmss**ctype rtype START COMPLETED” message whose date and time match the DFS3804I message.
4. Determine the IMS ID from the DFS994I message.
5. Use this IMS ID JCL for the emergency restart.

- The RSENAME parameter is incorrect.

The RSENAME parameter in the JCL of the alternate system being restarted (/ERE BACKUP) must be the same as the RSENAME parameter in the JCL of the active system in the XRF complex. The RSENAME parameter is located in IMS PROCLIB member DFSSHBxx. The xx represents the two characters of the HSMBR=xx parameter in the IMS control region JCL.


- The USERVAR parameter is incorrect.

The USERVAR parameter in the JCL of the alternate system being restarted (/ERE BACKUP) must be the same as the USERVAR parameter in the JCL of the active system in the XRF complex. The USERVAR parameter is found in the IMS PROCLIB member DFSSHBxx. The xx represents the two characters of the HSMBR=xx parameter in the IMS control region JCL.

System action: The system terminates with abend 3141.

Operator response: (master terminal) Correct the error based on the information in the Explanation of this message.

Related information:

 IMS abend 3141

DFS3852I THE OTHER SYSTEM IS NOT THE ACTIVE SYSTEM

Explanation: While bringing up an alternate system, the X'4001' log record from the active system contained an HSBID value of zero. A zero value is invalid for an IMS active system in an XRF complex.


System action: The system terminates with abend 3141.

Operator response: (master terminal) Be sure that the correct log file was selected for the restart.

Programmer response: No action is required.

Problem determination: 5, 8 (for both the active system and the alternate system)

Related information:

 IMS abend 3141

Chapter 2, “IMS problem determination,” on page 13

DFS3853I DEDB AREA IS NOT AUTHORIZED WITH DBRC. AREA STOP HAS BEEN REQUESTED FOR AREA = , DB = .

Explanation: During a takeover, the alternate system verifies that all Fast Path areas opened by processing the failing system log are authorized with DBRC. The area named in this message is not authorized with DBRC.

System action: The Fast Path area is internally stopped and closed.

Operator response: (master terminal) Look for other error messages describing problems with this area. If none are found, the area can be restarted.

Programmer response: No action is required.

DFS3854A WHEN THE PREVIOUS ACTIVE IMS SUBSYSTEM TERMINATES, REPLY 'UNLOCK' [IMSID=*imsid* ASID=*asid* RSE=*rsename*]

Explanation: An IMS system in an XRF complex is terminating in I/O toleration mode. Unless the previous active system has terminated, the termination of the current IMS system threatens the integrity of the databases.

The information in brackets will not be displayed if insufficient storage is available to display the complete message.

DFS3855I • DFS3862I

System action: The termination of the IMS system is waiting for the operator to guarantee that the previous active system has terminated.

Programmer response: No action is required.

Master terminal operator response: Reply UNLOCK only after the previous active system has terminated.

Note: UNLOCK does not purge IOT EEQEs.

DFS3855I DEDB AREA HAS NO OPEN ADSCS AT TIME OF TAKEOVER. AREA STOP REQUESTED FOR AREA = , DB = .

Explanation: During the tracking phase in an XRF complex, the alternate system could not open all area data sets (ADS) that were opened by the active system. Since there were no valid ADSs open at takeover time, the area was stopped.

System action: The area is closed and stopped. An error message describing the ADS open failure should have been issued before this message.

Operator response: Contact the system programmer.

Programmer response: Look for another error message that describes the ADS open failure. Correct the error as indicated in the message; then restart the area.

Problem determination: 1, 2, 3, 6

Related information:

Chapter 2, "IMS problem determination," on page 13

DFS3856I REQSYNC WAS PROCESSED TO TAKE SNAPQ CHKPT

Explanation: The REQSYNC (SNAPQ checkpoint request) sent from the alternate system was processed, and SNAPQ checkpoint process was scheduled in the active system.

System action: Processing continues.

Programmer response: No action is required.

DFS3857I OKTOSYNC ARRIVED FROM THE ACTIVE SYSTEM

Explanation: The alternate system received a signal that indicates the active system began taking the SNAPQ checkpoint process from the active system.

System action: Processing continues.

Programmer response: No action is required.

DFS3858I INSYNCH ARRIVED FROM THE BACKUP SYSTEM

Explanation: The active system received a signal indicating the alternate (backup) system synchronized with the active system by processing the SNAPQ

checkpoint records from the alternate system.

System action: Processing continues.

Programmer response: No action is required.

DFS3859I PRIORITY *n* TERMINAL SESSIONS SWITCHED

Explanation: The former alternate system (now the active system) has taken over all terminal sessions with priority level *n* that were active at the time the previous active system failed.

System action: Processing continues.

Programmer response: No action is required.

DFS3860I ALL TERMINAL SESSIONS SWITCHED

Explanation: The former alternate system (now the active system) has taken over all terminal sessions that were active at the time the previous active system failed.

System action: Processing continues.

Programmer response: No action is required.

DFS3861 SYSTEM TAKEOVER OCCURRED

Explanation: This message is issued when the former alternate system (now the active system) informs the terminal user at session takeover that system takeover completed in the host system.

System action: Processing continues.

Programmer response: No action is required.

DFS3862 INVALID LOGON REQUEST IN THE ALTERNATE SYSTEM

Explanation: For information and actions, see message DFS3862I.

Related information:

DFS3862I

DFS3862I INVALID LOGON REQUEST IN THE ALTERNATE SYSTEM - NODE *nodename*

Explanation: The alternate system in an XRF complex can accept a LOGON request from one of the following during the tracking phase:

- MTO terminal
- ISC link between the active and alternate IMS systems
- Class 1 terminal that is eligible for a backup session, has an active session on the active system, and has no backup session currently active. For an ETO

terminal, both the physical terminal and the terminal user's control blocks must exist and be coupled together.

The first form of the message is issued by the /OPNDST command processor. The command references an invalid node (not the MTO or ISC link). The second form of the message is issued by the LOGON or SCIP exit if a LOGON represents a node ID that is not one of the valid node names.

System action: The LOGON request is rejected.

Operator response: (master terminal) Log on from an acceptable terminal.

Programmer response: No action is required.

**DFS3863 FORMAT RDS CONFLICTS WITH
 BACKUP KEYWORD**

Explanation: FORMAT RDS is invalid in a /ERE command that contains the keyword BACKUP.

System action: The command is rejected.

Operator response: If you are trying to bring up an alternate (backup) system, reenter the command specifying BACKUP without FORMAT RDS. Only SM, LM, QC, and SP are allowed.

Programmer response: No action is required.

**DFS3864 FORMAT WADS CONFLICTS WITH
 BACKUP KEYWORD**

Explanation: FORMAT WADS is invalid in a /ERE command that contains the keyword BACKUP.

System action: The command is rejected.

Operator response: If you are trying to bring up an alternate (backup) system, reenter the command specifying BACKUP without FORMAT WADS. Only SM, LM, QC, and SP are allowed.

Programmer response: No action is required.

**DFS3865 FORMAT ALL CONFLICTS WITH
 BACKUP KEYWORD**

Explanation: FORMAT ALL is invalid in a /ERE command that contains the keyword BACKUP.

System action: The command is rejected.

Operator response: (master terminal) If you are trying to bring up an alternate (backup) system, reenter the command specifying BACKUP without FORMAT ALL. Only SM, LM, QC, and SP are allowed.

Programmer response: No action is required.

**DFS3866 BACKUP KEYWORD INVALID - NO
 MODSTAT2**

Explanation: The XRF alternate (backup) IMS system issues this message if an /ERE command with the BACKUP option is entered, but no MODSTAT2 is available.

System action: The /ERE command is rejected.

Operator response: Notify the IMS system programmer.

System programmer response: Make sure the MODSTAT2 ddname is specified in the JCL procedure and the data set exists.

**DFS3867I AUTOMATIC /UNLOCK SYSTEM
 WILL BE DONE**

Explanation: At least one Fast Path EEQE (unwritten buffer) was not written out by the I/O Toleration Purge function. After emergency restart processing completes, IMS will internally process the /UNLOCK SYSTEM command to rerun the I/O Toleration purge function.

System action: As long as the EEQEs exist, normal transaction I/O requests continue to be honored, but the results are maintained in the EEQE buffer. The actual I/O from the EEQE buffer takes place after the /UNLOCK SYSTEM command processing is complete.

Operator response: No action is required.

**DFS3868 THE IMSID NAME DOES NOT
 MATCH THE CHECKPOINT RSE
 NAME**


Explanation: Since the previous IMS startup was an XRF-capable system, the following ERE startup, even though not XRF-capable, must specify an IMSID that matches the checkpointed recoverable service element (RSE) name.

System action: The system terminates with abend 3141.

Operator response: Change the IMSID PROCLIB parameter in the JCL of the system being restarted to match that of the checkpointed RSE name.

Problem determination: 5, 8 (for both the failing system and the system being restarted)

Related information:

 IMS abend 3141

Chapter 2, "IMS problem determination," on page 13

**DFS3869I THE ACTIVE SYSTEM MAY HAVE
 FAILED REASON CODE=xx.**

Explanation: The alternate system detected a potential failure of the active system, but the operator must approve all takeovers. This message is issued only

DFS3870I • DFS3875I

when nonautomatic takeover has been requested by specifying AUTO=NO in member DFSHSBxx. The operator must enter /SWITCH SYSTEM FORCE to enable takeover to proceed. This message is issued every 30 seconds, as long as the takeover remains pending.

Reason code *xx* is defined below. The codes can be issued by themselves, or in combination. For example, X'82' combines X'80' and X'02'.

Code (hex)

	Meaning
02	ESTAE exit entered
04	IRLM failure
08	/SWITCH entered
10	LOG surveillance
20	System LNK surveillance
40	Restart data set (RDS) surveillance
80	VTAM termination

System action: The alternate system continues tracking the active system.

Operator response: Enter the /SWITCH SYSTEM FORCE command if you want takeover to continue.

DFS3870I RDS|LNK|LOG INTERVAL VALUE HAS BEEN FORCED TO *nnn*

Explanation: The interval values for restart data set (RDS), LNK, or LOG surveillance specified on the alternate system were less than the interval values specified on the active system. The alternate interval values must be greater than or equal to the active interval values. The interval values are checked during the synchronization phase, and when an interval value is changed on the active system and a type X'6D' record is written to the system log.

User response: Check the interval values.

DFS3871I JOINAVM WAS SUCCESSFUL

Explanation: In an XRF complex or a Fast Database Recovery environment, the connection with the z/OS component, the Availability Manager, was established successfully with the JOINAVM call.

System action: Processing continues.

Programmer response: No action is required.

DFS3872I AVM CONNECTION FAILED

Explanation: In an XRF complex or a Fast Database Recovery environment, the connection with the z/OS component, the Availability Manager, failed. AVM functions such as I/O prevention is not performed during a takeover.

System action: Processing continues.

Operator response: Contact the system programmer.

Programmer response: No action is required.

Problem determination: 1, 3

Related information:

Chapter 2, "IMS problem determination," on page 13

DFS3873I JOINRSE MODE=ACTIVE|BACKUP WAS SUCCESSFUL

Explanation: An IMS system was successfully registered with the Availability Manager as either the active system or the alternate (backup) system of an XRF complex. To the Availability Manager, the XRF-capable IMS system is a recoverable service element (RSE) consisting of both an active system and an alternate system. The name of the RSE that this IMS system is "joining" can be found on the RSENAME parameter in the DFSHSBxx member of PROCLIB.

In a Fast Database Recovery environment, the subsystem name of the active IMS is used as the RSE. When an IMS system that is enabled for Fast Database Recovery issues this message, it is ready for I/O prevention invocation. The Fast Database Recovery region does not issue this message.

System action: Processing continues.

Programmer response: No action is required.

DFS3874I LEAVERSE MODE=IOP|TAKEOVER WAS ISSUED

Explanation: The Availability Manager was notified that the IMS system issuing this message is no longer considered part of the XRF recoverable service element (RSE). The name of the RSE can be found on the RSENAME parameter in the DFSHSBxx member of PROCLIB. In an FDBR environment, the subsystem name of the active IMS is used as the RSE.

When this message is issued by the active IMS, I/O prevention or Takeover was requested.

System action: Processing continues.

Programmer response: No action is required.

DFS3875I LEAVEAVM MODE=NORMAL|ABEND WAS ISSUED

Explanation: A LEAVEAVM call with normal mode or abnormal mode was issued to reset the connection with the availability manager.

System action: Processing continues.

Programmer response: No action is required.

**DFS3876 AVM I/O COMPLETED
UNSUCCESSFULLY**

Explanation: The I/O request against the availability manager completed unsuccessfully.

System action: Processing continues.

Programmer response: No action is required.

Problem determination: 1, 3, 5

Related information:

Chapter 2, "IMS problem determination," on page 13

DFS3877I JOINRSE FAILED

Explanation: The IMS system failed to register as either the active system or the alternate system of an XRF complex. The name of the recoverable service element (RSE) can be found on the RSENAME parameter in the DFSHSBxx member of PROCLIB.

In a Fast Database Recovery environment, the subsystem name of the active IMS is used as the RSE. When this message is issued by the active IMS, I/O prevention is not invoked in case of IMS failure. The Fast Database Recovery region does not issue this message.

Operator response: Contact the system programmer.

Programmer response: No action is required.

Problem determination: 1, 3

Related information:

Chapter 2, "IMS problem determination," on page 13

**DFS3878I AVM RECEIVE THREAD
INITIALIZATION FAILED**

Explanation: The ITASK creation for the availability manager RECEIVE THREAD failed.

System action: Processing continues.

Programmer response: No action is required.

Problem determination: 1, 3

Related information:

Chapter 2, "IMS problem determination," on page 13

**DFS3879I RDS|LNK|LOG INTERVAL VALUE
HAS BEEN FORCED TO MINIMUM**

Explanation: Either an interval value of 0 or no interval value was defined for restart data set (RDS), LNK, or LOG surveillance. A value of 1 is set during system initialization.

User response: Check the interval value.

**DFS3880I RDS|LNK|LOG TIMEOUT VALUE
HAS BEEN FORCED TO MINIMUM**

Explanation: A timeout value of 0, 1, or no timeout value was defined for restart data set (RDS), LNK, or LOG surveillance.

System action: A value of 2 is set during system initialization.

User response: Check the timeout value.

**DFS3881I RDS|LNK|LOG TIMEOUT VALUE
HAS BEEN FORCED TO *mmm***

Explanation: The timeout values for restart data set (RDS), LNK, or LOG surveillance on the alternate system were less than twice the interval values. The timeout value was forced to *mmm*. Values are checked for validity during the synchronization phase, and when the timeout value or the interval value on the active system is changed and a type X'6D' record is written to the log.

User response: Check the timeout values.

**DFS3882I DEPENDENT REGION PROCESSING
ENABLED**

Explanation: If critical event messages were requested in the KEYEVENT parameter in the DFSHSBxx member of PROCLIB, this message is sent when transaction processing in the IMS-dependent regions is enabled.

System action: Takeover processing continues.

Programmer response: No action is required.

DFS3883I ALL BACKOUTS COMPLETE

Explanation: If critical event messages were requested in the KEYEVENT parameter in the DFSHSBxx member of PROCLIB, this message is sent when all restart dynamic backouts for all accessible databases have completed. All databases that were not accessible are stopped.

System action: Takeover processing continues.

Programmer response: Take one of these actions:

- Enter the LIST.DB ALL command to determine which databases have the backout-needed flag on.
 - Enter the DISPLAY DATABASE command with the BKERR parameter to determine which databases were not backed out.
-

DFS3884I NO BACKOUTS NEEDED

Explanation: If critical event messages were requested in the KEYEVENT parameter in the DFSHSBxx member of PROCLIB, this message is sent if restart dynamic backouts are not needed.

System action: Takeover processing continues.

Programmer response: No action is required.

DFS3885I NO FAST PATH FORWARD RECOVERY NEEDED

Explanation: If critical event messages were requested in the KEYEVENT parameter in the DFSHSBxx member of PROCLIB, this message is sent if Fast Path forward recovery is not needed.

System action: Takeover processing continues.

Programmer response: No action is required.

DFS3886I FAST PATH FORWARD RECOVERY COMPLETE

Explanation: If critical event messages were requested in the KEYEVENT parameter in the DFSHSBxx member of PROCLIB, this message is sent when Fast Path forward recovery processing has completed.

System action: Takeover processing continues.

Programmer response: No action is required.

DFS3887I IRLM TAKEOVER ISSUED

Explanation: If critical event messages were requested in the KEYEVENT parameter in the DFSHSBxx member of PROCLIB, this message is sent when IRLM TAKEOVER is issued.

System action: Takeover processing continues.

Programmer response: No action is required.

DFS3888I NORMAL IRLM OPERATION RESUMED

Explanation: If critical event messages were requested in the KEYEVENT parameter in the DFSHSBxx member of PROCLIB, this message is sent when normal IRLM operation has resumed following an IRLM PURGE TAKEOVER.

System action: Takeover processing continues.

Programmer response: No action is required.

DFS3889A SYSTEM DATA SETS INCONSISTENT DDNAME- NNNNNNNN, RC=xx

Explanation: While processing an X'4001' log record from the previous (or active) IMS system during a normal or an emergency restart, a conflict was detected between a data set name and volume in the previous (or active) system and a data set name and volume in the restart system.

Code (hex)

	Meaning
04	During a normal or an emergency restart of the active system, the DSNAMES or VOLIDs

used were different. They must be the same unless a cold start or a BLDQ option is specified.

08 During an emergency restart, the number of data sets for the short and long message data sets must be consistent. If a change is required, either a cold start or the BLDQ option is required.

0C During an emergency restart in an XRF environment, the Queue Manager System Data Sets (qblks-shmsg-lgmsg) for the backup system were different. They must be different than the System Data Sets used by the active system.


10 During an emergency restart in an XRF environment, the system data sets for the backup system online change and restart data set were different. They must be the same as the active system.

System action: The system terminates with abend 0598.

Operator response: (master terminal) Contact the system programmer.

Programmer response: Correct the JCL so that the ddname given in the message is no longer in conflict.

Related information:

 IMS abend 0598

DFS3890I TAKEOVER REQUESTED REASON CODE=rc

Explanation: The alternate system sends this message when it determines that a takeover should occur. The reason codes (*rc*) are:

Code (hex)

	Meaning
80	VTAM termination
40	Restart data set (RDS) surveillance
20	System LNK surveillance
10	LOG surveillance
08	/SWITCH entered
04	IRLM failure
02	ESTAE exit entered

These reason codes can be issued by themselves or in combination. For example, X'82' combines X'80' and X'02', VTAM termination and ESTAE exit entered.

System action: Takeover processing begins.

Programmer response: No action is required.

DFS3891I TAKEOVER IN PROGRESS

Explanation: The alternate system sends this message after the IMS system log from the active system has been processed by the alternate system.

System action: Takeover processing continues.

Programmer response: No action is required.

DFS3892 WAITING FOR I/O PREVENTION TO COMPLETE

Explanation: Takeover by the alternate system cannot proceed until I/O prevention on the active system has completed.

System action: The alternate system is waiting to be notified that I/O prevention is complete in the active system: either the response /UNLOCK to message AVM005A or the /UNLOCK SYSTEM command from the alternate system Master Terminal Operator (MTO).

Operator response: (master terminal) Make sure that the failing system can no longer generate I/O requests. When this is true, the alternate system MTO can either enter the /UNLOCK SYSTEM command or reply /UNLOCK to the MVS AVM message to allow takeover to proceed.

Programmer response: No action is required.

**DFS3893I F NET, USERVAR, ID=*varname*,
VALUE=*value* FAILED WITH
RTNFDBK=*nnnn*, SENSE=*mmmm***

Explanation: A MODIFY USERVAR command resulted in an unexpected return code from VTAM. The following information is given in the message:

nnnn Hexadecimal value of RPLRTNCD/RPLFDB2 fields of RPL


mmmm Hexadecimal value of RPLSSNSI field of RPL

System action: The IMS XRF system continues.

Operator response: Notify the IMS system programmer.

System programmer response: The return codes are explained in *z/OS Communications Server SNA Programming (SC31-8829)* and *VTAM Messages and Codes (SC31-6418)*. Also, verify that SPO (Secondary program operator) or PPO (Primary program operator) is specified in the VTAM definition library for this application.

Related reference:

 z/OS: RPL return code (RTNCD,FDB2) combinations

DFS3894I THE HOTID FOR THE XRF PRIMARY AND THE ALTERNATE CANNOT BE EQUAL

Explanation: This message is issued only by an IMS alternate system during the synchronization phase of an XRF complex. The HSBID parameter of the alternate system is compared to the HSBID parameter of the primary system. (The HSBID parameter is referred to in the message text as the HOTID parameter.) These IDs must be different. The HSBID for the alternate system is obtained from the initialization JCL; the HSBID for


the primary system is obtained from the checkpoint SNAPQ currently being read.

System action: This message precedes a 3141 abend.

Programmer response: There are three possible causes and solutions for this problem.

- The primary system JCL has been submitted on the alternate central processor complex (CPC). Submit the correct job.
- The primary/alternate HSBIDs have been changed. Correct the HSBID parameters.
- The active system has not taken a checkpoint since a takeover occurred. Enter a /CHE SNAPQ command on the active system.

Related information:

 IMS abend 3141

DFS3895 TAKEOVER OCCURRED - NO REPLY AVAILABLE

Explanation: Another system was to process a front-end switch message entered at a terminal. The reply is lost because takeover occurred before the reply arrived.

System action: If the reply comes after takeover, the reply message is not sent to the terminal.

User response: Reenter the input message.

DFS3896I ATTEMPTING TO PURGE OLDS BUFFERS

Explanation: IMS is beginning to purge the OLDS buffers.

System action: The system attempts to purge the OLDS buffers. If the purge is successful, message DFS616I, OLDS BUFFERS SUCCESSFULLY PURGED, is printed, and IMS termination continues. If the purge fails, message DFS616I, OLDS BUFFER PURGE FAILED, is printed, and the termination of IMS continues. If one of these messages does not appear immediately, the failed active system is probably hanging on the reserve of the OLDS by the alternate system. No further action occurs until the system is canceled again.

Programmer response: If this message is followed by message DFS616I, no operator intervention is required. If the system hangs, the operator must issue a second cancel, which results in I/O Prevention and the continuation of IMS termination.

Module: DFSFDLF0

Related information:

“DFS616I” on page 165

**DFS3897W SCP LEVEL MUST BE AT LEAST
MVS/XA 2.1.3 - NO XRF CAPABILITY**

Explanation: The z/OS level you are running is not capable of supporting XRF. This message was generated because this IMS system was defined with XRF. If the SCP level is 2.1.3, be sure that the availability manager is system defined with z/OS.

System action: Processing continues without XRF capability.

Operator response: Contact the system programmer.

Programmer response: If XRF capability is wanted, re-IPL with the correct level of z/OS.

**DFS3898W NO HSB PROCLIB MEMBER - NO XRF
CAPABILITY**

Explanation: The data set defined by the PROCLIB DD statement did not contain the member DFSHSBxx, which provides the XRF parameters for the IMS system.

System action: Processing continues without XRF capability.

Operator response: Contact the system programmer.

Programmer response: If XRF capability is wanted, create a PROCLIB data set member called DFSHSBxx.

**DFS3899W HSBID NOT SPECIFIED IN EXEC
PARM - NO XRF CAPABILITY**

Explanation: An IMS system is not XRF-capable unless the HSBID parameter is specified in the EXEC parameter of the control region. Only a value of 1 or 2 is accepted. Processing with XRF capability is bypassed.

System action: Processing continues without XRF capability.

Programmer response: No action is required.

**DFS3900I DFSACCS0 PARAMETER ERROR,
nnnnnnnn, ccccccc**

Explanation: The IMS Offline Dump Formatter storage access module (DFSACCS0) detected an invalid storage access request parameter: The variable *nnnnnnnn* is the invalid parameter field name; *ccccccc* is the invalid parameter field.

System action: DFSACCS0 does the following:

1. Issues this message.
2. Calls DFSATRY0 to issue message DFS2400I.
3. Snaps the formatter control blocks.
4. Returns to the formatter retry routine with storage access return code 12.

User response: Use the diagnostic output to determine the cause of the problem.

Chapter 82. DFS messages, DFS3901W - DFS3950A

This topic contains the following messages:

DFS3901W IMS DUMP REQUEST ERROR -
INVALID PARAMETER,
aaaaaaaa,bbbbbbbb

Explanation: The IMS dump assist module (DFSFDMP0) detected an invalid IMS memory dump request parameter while analyzing the DFSDPARM control block passed with a DFSDUMP request. Either the error initiating the memory dump request or an IMS internal error might have caused this memory dump request error: The variable *aaaaaaaa* is the invalid parameter field name; *bbbbbbbb* is the invalid parameter field.

System action: DFSFDMP0 ignores the error field contents and continues with the IMS memory dump request.

Operator response: You do not need to act immediately, but tell the IMS system programmer that you received this message.

DFS3902W IMS DUMP REQUEST ERROR
-INVALID CALLER TYPE, *xx*

Explanation: The caller type passed to the IMS memory dump assist module (DFSFDMP0) in the DFSDPARM control block for an IMS memory dump request was invalid. The hexadecimal field *xx* identifies the caller type. One of the following conditions caused this error:

- The level of DFSOFMD0 was not the same as the level of the DFSDUMP macro and the DFSDPARM control block.
- The DFSDPARM control block was overlaid.
- The IMS memory dump requester did not use the DFSDUMP macro to insert the caller ID field in the DFSDPARM control block.

System action: DFSFDMP0 creates a memory dump of the caller's address space and the control region address space only.

Operator response: You do not need to act immediately, but tell the IMS system programmer that you received this message.

DFS3903W IMS DUMP REQUEST ERROR -
INVALID DUMP TITLE LENGTH, *yy*

Explanation: The IMS dump assist module (DFSFDMP0) detected an invalid memory dump title length while processing an IMS memory dump request. The length precedes the actual title and cannot exceed

98 decimal bytes, excluding the length byte. Field *yy* shows the invalid length.

System action: DFSFDMP0 uses the first 98 bytes of the title and continues processing.

Operator response: You do not need to act immediately, but tell the IMS system programmer that you received this message.

DFS3904I A DUPLICATE DUMP WAS
SUPPRESSED BY DAE

Explanation: The IMS dump assist module (DFSFDMP0) received a return code of X'08' with a reason code of X'0B' from SDUMP while processing an IMS DUMP request.

System action: The operating system did not take an SDUMP. IMS does not retry the memory dump.

Operator response: Notify your IMS system programmer.

DFS3905W IMS DUMP REQUEST ERROR - *t*
SDUMP PROCESSING ERROR,
RC=*r-ccc*

Explanation: The IMS dump assist module (DFSFDMP0) received a nonzero return code from SDUMP while processing an IMS SDUMP request. The meanings of the variables are:

t P or S, indicating whether the request was a primary or secondary SDUMP request

r SDUMP return code
04=partial memory dump created
08=no dump created

ccc The reason code taken from SDUMP (the value is UNK, if no reason code was available). For a partial memory dump (return code=04), the value of *ccc* is N/A. In this case, obtain the reason code from z/OS message IEA911E or IEA611E.

System action: If this is the primary SDUMP request (*t*=P), IMS retries with a secondary SDUMP for the following conditions:

- A partial memory dump was created (return code 4) which was not due to a QUIESCE=YES request that could not be honored.
- No memory dump was created (return code 8), but the reason code is one of the following: 001, 255, 005 through 009. A retry is not attempted if the internal parameter list passed by the caller of the dump assist routine specifies no secondary memory dump.

If the secondary SDUMP fails, this message is issued with (t=S) when the SDUMP return code is 4; or when the reason code does not indicate that the SVC memory dump was suppressed either because of another SVC dump in progress or because a SYS1.DUMP data set was unavailable.

When both SDUMP requests fail, IMS online memory dump formatting is permitted if the FMTO parameter you specified allows it.

Operator response: See the SDUMP message issued before this message to determine if any action must be taken. Make sure that the dump produced is processed according to your installation procedures.

Related reference:

 z/OS: SDUMP return and reason codes

DFS3906A REPLY "S" TO SKIP, OR "U" TO RETRY AFTER CLEARING A DUMP DATA SET

Explanation: An IMS SDUMP request failed because all system memory dump data sets are currently full.

System action: The operating system did not create an SDUMP.

IMS waits for the operator to respond.

Operator response: You can retry the request, skip taking a memory dump, or reissue the equivalent of a primary memory dump.

To retry the SDUMP request, clear one or more memory dump data sets and reply U.

To skip creating a memory dump, reply S, but be aware that IMS does not try to create any more SDUMPs for this IMS error.

To reissue the equivalent of the primary SDUMP request, enter an operator DUMP command for the IMS CTL, DL/I, DBRC, and IRLM address spaces; then reply S to the message you receive.

If the FMTO parameter specified allows online formatting, and if you replied S, online formatting can be initiated.

Related information:

DFS3906I

DFS3906I DFSDUMP FAILED BECAUSE ALL SYSTEM DUMP DATA SETS ARE FULL

Explanation: For a detailed explanation and actions, see DFS3906A

Related information:

DFS3906A

DFS3907A REPLY "S" TO SKIP, OR "U" TO RETRY AFTER CURRENT DUMP COMPLETES.

Explanation: An SDUMP for another task not belonging to this IMS system was being taken at the time the SDUMP was issued.

System action: The operating system did not satisfy the IMS SDUMP request because it can create only one SDUMP at a time.

IMS action: IMS waits for the operator to respond.

Operator response: If you receive one of the following messages, reply "U" to retry the SDUMP request:

```
IEA911E COMPLETE DUMP ON
      SYS1.DUMPxx....
      or
IEA911E PARTIAL DUMP ON
      SYS1.DUMPxx.....
```

If you are not sure if the current memory dump has completed, reply U. IMS reissues message DFS3907A if the current memory dump has not completed.

If you want to skip taking a memory dump, reply S. However, be aware that IMS does not try to create any more SDUMPs for the current error. IMS tries to produce alternative diagnostic information (such as online memory dumps, spin-off memory dumps, software LOGREG entries, and dependent region memory dumps).

Related information:

DFS3907I

DFS3907I DFSDUMP FAILED BECAUSE A DUMP IS IN PROGRESS.

Explanation: For a detailed explanation and actions, see DFS3907A

Related information:

DFS3907A

DFS3908E ABEND *code* IN OTMA SVC INIT MODULE DFSYSV10, PSW=*psw1psw2*

Explanation: An abend occurred while module DFSYSV10 was in control. Module DFSYSV10 is the module that initializes the OTMA Callable Services SVC service, and is typically run as a stand-alone job before running applications that use the OTMA Callable Services. DFSYSV10 processing is protected by an internal ESTAE, which attempts to retry from the abend and clean up any global resources (such as common storage) that DFSYSV10 obtained. This message is issued to alert the operator that an abend occurred.

In the message text:

code The abend code. For system abends, the format of *code* is Sxxx, where xxx is the 3-digit

abend code in hexadecimal. For user abends, the format of *code* is *Udddd*, where *dddd* is the 4-digit abend code in decimal.

psw1 The first word of the PSW at abend.

psw2 The second word of the PSW at abend.

System action: The DFSYSV10 ESTAE collects diagnostic data about the abend, and then resumes execution in a cleanup routine within DFSYSV10. This routine attempts to release any global resources that DFSYSV10 obtained as a part of its processing. DFSYSV10 then issues message DFS3911E and returns to its caller. Typically, unless the abend occurred at the very end of DFSYSV10 processing, the OTMA SVC routine is not initialized.

The first time that DFSYSV10 abends, its ESTAE creates an SDUMP of the address space, and causes a record to be written to the SYS1.LOGREC data set to document the abend. If DFSYSV10 abends a second time or more (within one execution), its ESTAE does not create another SDUMP. However, it does write another record to SYS1.LOGREC.

System programmer response: Save any memory dump, SYSLOG, and SYS1.LOGREC information and contact IBM Software Support.

Module: DFSYSV10

Related information:

“DFS3911E”

DFS3909A CQS SUBSYSTEM IS UNAVAILABLE FOR <MSGQ|EMHQ> - REPLY RETRY WHEN READY OR ABORT TO TERMINATE IMS


Explanation: During an IMS restart, an unsuccessful attempt was made to resynchronize with the CQS subsystem for the shared queues structures identified in the message. The CQS subsystem was unavailable.

System action: IMS waits for the reply to this message. If the reply is RETRY, IMS attempts to connect to CQS. If the reply is ABORT, IMS terminates with abend 0231, return code 01. This message is reissued if the reply is not recognized.

Operator response: Either enter RETRY when CQS is ready or ABORT to terminate IMS. This message can be issued for the message queue (MSGQ) and for the expedited message handler queue (EMHQ).

Module: DFSRLP00 (for MSGQ), DBFHCAS0 (for EMHQ)

Related information:

 IMS abend 0231

DFS3910I IMS IN A SHARED QUEUE ENVIRONMENT IS UNABLE TO RESYNC WITH CQS


Explanation: During a warm or emergency restart, IMS failed to resynchronize with the CQS subsystem.

System action: IMS terminates with abend 0231-xx. See abend 0231 for an explanation of subcode xx.

User response: Correct the identified error and restart IMS.

Module: DFSRST00, DFSRLP00

Related information:

 IMS abend 0231

DFS3911E ERROR INITIALIZING OTMA SVC - details

Explanation: An error occurred in module DFSYSV10. DFSYSV10 is the module that initializes the OTMA Callable Services SVC service, and is typically run as a stand-alone job before running applications that use the OTMA Callable Services. When DFSYSV10 cannot complete the OTMA callable services initialization, it issues message DFS3911E to indicate why initialization failed.

In the message text:

details A short summary of the reason why the OTMA Callable Services SVC initialization failed. *details* corresponds with the return code issued by the DFSYSV10 module, and might be one of the following codes:

NOT EXECUTING IN PSW KEY 7

DFSYSV10 was not given control in PSW key 7. DFSYSV10 must run as an authorized program in PSW key 7. Add DFSYSV10 to the program properties table. See *IMS Version 13 System Programming APIs* for instructions.

ESTAE CREATE FAILED, RC=*rc*

DFSYSV10 attempted to establish a z/OS recovery routine (ESTAE), but the create ESTAE call failed. *rc* is the return code from the MVS ESTAE macro.

BPESVC INIT FAILED, RC=*rc*

DFSYSV10 could not initialize the BPE SVC service. *rc* is the return code from the BPESVC initialization call.

BLDL FOR DFSYSVC0 FAILED, RC=*rc*

An MVS BLDL call for module DFSYSVC0 failed. Ensure that DFSYSVC0 is included in the library from which you are running DFSYSV10. *rc* is the return code from the MVS BLDL macro call.

GET FOR STORAGE FAILED, RC=*rc*

DFSYSV10 could not get storage

required for the OTMA Callable Services SVC module. *rc* is the return code from the MVS STORAGE macro call.

LOAD FOR DFSYSVC0 FAILED, RC=*rc*
An MVS LOAD call for module DFSYSVC0 failed. *rc* is the return code from the MVS LOAD macro call.

BPESVC REGISTRATION FAILED, RC=*rc*
Registration of the OTMA Callable Services SVC routine with BPESVC (BPE SVC services) failed. *rc* is the return code from the BPESVC REGISTER macro call.

ABEND OCCURRED DURING INITIALIZATION
An abnormal termination occurred during DFSYSVIO processing. This message can be preceded by a DFS3908E message indicating the abend code and PSW, and by an SDUMP of the address space of the DFSYSVIO job.

System action: Module DFSYSVIO terminates. The OTMA Callable Services SVC is not initialized (or, if it was previously initialized, is not replaced).

System programmer response: For environmental errors (such as DFSYSVC0 not being in the same library as the one from which you are running DFSYSVIO), correct the error and rerun DFSYSVIO. For NOT EXECUTING IN PSW KEY 7 error, ensure that the library where DFSYSVC0 resides is APF authorized. For other problems contact IBM Software Support.

Module: DFSYSVIO

Related reference:

- BPESVC codes (Messages and Codes)
- z/OS: ESTAE return and reason codes
- z/OS: BLDL completion codes
- z/OS: STORAGE OBTAIN return and reason codes
- z/OS: LOAD return and reason codes

Related information:

“DFS3908E” on page 850

DFS3912W IMS DUMP FORMAT CONTROL PARAMETER ERROR, ccccccc

Explanation: IMS Offline Dump Formatter initialization (DFSOFMD0) did not recognize or process option *ccccccc* in the memory dump format control data set.

System action: DFSOFMD0 continues scanning the format options, ignoring the invalid options. If more than 3 invalid options are detected, DFSOFMD0 closes

the memory dump format control data set and processes any valid options received.

User response: Correct the invalid options by ensuring that:

- The option is correctly spelled.
- The option has only one qualifier (although the option can be repeated.)

Then rerun the memory dump formatting job for these options. This message is followed by message DFS3913I, which indicates whether IMS offline formatting will continue.

Related information:

“DFS3913I”

DFS3913I IMS DUMP FORMATTING DISCONTINUED

or

IMS DUMP FORMATTING CONTINUING

Explanation: This message indicates whether IMS offline memory dump formatting is continuing after a previous error.

System action: IMS offline dump formatting either continues or stops.

User response: If offline memory dump formatting stopped, correct the errors based on previous messages, and rerun the formatting job for any options that did not format.

DFS3914I IMS DUMP FORMATTER BUFFER CONTROL BLOCK INTERNAL ERROR DETECTED

Explanation: One of the following internal IMS Dump Formatter processing errors (related to IMS dump storage buffers) occurred:

- The memory dump storage buffer prefixes were overlaid.
- IMS memory dump formatting was interrupted while prefix recharging was in progress.
- An error occurred in the IMS memory dump format storage access routine.

System action: IMS snaps the memory dump formatter control blocks and then returns control to AMDPRDMP/IPCS with RC=8.

User response: Use the diagnostic output to determine the cause of the problem.

DFS3915I GETMAIN FAILED FOR AN IMS FORMATTING DUMP BUFFER.

or

FREEMAIN FAILED FOR AN IMS FORMATTING DUMP BUFFER.

Explanation: The IMS Dump Formatter was unable to get or free storage for IMS memory dump storage buffers.

System action: After a GETMAIN or FREEMAIN failure, the Print Service Routine prints a SNAP of the memory dump formatting control blocks, IMS memory dump formatting terminates, and AMDPRDMP receives control with RC=4.

User response: If the error occurred during a FREEMAIN, use the diagnostic output to determine the cause of the problem. If the error occurred during a GETMAIN, rerun the job with a larger region size.

DFS3916W RC=01,DFSOFMD0 UNABLE TO GETMAIN STORAGE FOR - REGISTER SAVEAREA

or

RC=02, DFSOFMD0 UNABLE TO GETMAIN STORAGE FOR - COMMUNICATION AREA

or

RC=03, DFSOFMD0 UNABLE TO GETMAIN STORAGE FOR - DUMP BUFFER PREFIXES

or

RC=04, DFSOFMD0 UNABLE TO GETMAIN STORAGE FOR - DUMP BUFFERS

or

RC=06, DFSOFMD0 UNABLE TO GETMAIN STORAGE FOR - RELOCATED SCD

Explanation: IMS Offline Dump Formatter initialization (DFSOFMD0) received a nonzero return code from GETMAIN while trying to get storage for a required IMS offline memory dump formatting control block.

System action: The memory dump formatter is unable to continue and returns control to AMDPRDMP with RC=4.

User response: Increase the storage provided for AMDPRDMP; then rerun the failing job. If the problem continues, notify your IMS system programmer.

DFS3917W RC=07, DFSOFMD0 UNABLE TO GETMAIN STORAGE FOR - IMS DUMP FORMATTER MODULES.

Explanation: IMS Offline Dump Formatter initialization (DFSOFMD0) was unable to get storage

needed to relocate the IMS Offline Dump Formatter modules.

System action: DFSOFMD0 tries to load the needed modules from current libraries to continue processing.

User response: If you want to format the memory dump using the Offline Dump Formatter modules in the memory dump, increase the storage provided for AMDPRDMP, and rerun the job. If the problem continues, check the DFSAVECT vector table control block to make sure that it was not overlaid. The address of this control block is at the beginning of load module DFSABND0, which is pointed to by field SCDCABN0 or SCDDABN0 in the SCD.

If you do not want to use the IMS Offline Dump Formatter modules in the memory dump for formatting, make sure that the Offline Dump Formatter modules are available in load module DFSABND0.

For more help, contact the IMS system programmer.

DFS3918W RC=05, DFSOFMD0 UNABLE TO GETMAIN STORAGE FOR - RELOCATED FP ESCD.

or

RC=08, DFSOFMD0 UNABLE TO GETMAIN STORAGE FOR - RELOCATED CBT HEADER

or

RC=10, DFSOFMD0 UNABLE TO GETMAIN STORAGE FOR - RELOCATED CBT TABLE

or

RC=310, DFSOFMD0 UNABLE TO GETMAIN STORAGE FOR - FAST PATH EPST WORK BUFFER

Explanation: IMS Offline Dump Formatter initialization (DFSOFMD0) was unable to get storage needed to relocate the Fast Path ESCD, the Fast Path work buffer, Control Block Table Header, or the Control Block Table (CBT). The IMS Offline Dump Formatter is unable to format the CBT or CBTE subset options or any other option that uses CBT FIND services to locate control blocks.

System action: IMS memory dump formatting continues, but Fast Path control blocks are not formatted.

DFSOFMD0 disables all CBT use and continues with IMS Offline Dump Formatter initialization.

User response: Increase the storage provided for AMDPRDMP and rerun the job. If the problem continues, notify your IMS system programmer.

DFS3919W RC=*rc*, *reason_test*

Explanation: IMS Offline Dump Formatter initialization (DFSOFMD0) was attempting to locate the SCD with the TCBFSA pointer, but was unable to access the needed dump storage. This situation might be the result of using an invalid or incomplete dump, or by specifying an invalid IMS job name.

In the message text, *rc* and *reason_test* can be one of the following values:

- RC=00, UNKNOWN ERROR
- RC=01, RESERVED FOR FUTURE USE
- RC=02, RESERVED FOR FUTURE USE
- RC=03, UNABLE TO FIND IMS SCD
- RC=04, DUMP BUFFERS
- RC=05, RELOCATED FP ESCD
- RC=06, RELOCATED SCD
- RC=07, DUMP FORMATTER MODULES
- RC=08, RELOCATED CBT HEADER
- RC=09, SAP SORT WORK AREA
- RC=10, RELOCATED CBT TABLE
- RC=11, DFSOFMD0 ENCOUNTERED ERROR WITH DUMP - UNABLE TO FIND CVT
- RC=13, DFSOFMD0 ENCOUNTERED ERROR WITH DUMP - UNABLE TO FIND JESCT
- RC=14, DFSOFMD0 ENCOUNTERED ERROR WITH DUMP - UNABLE TO FIND SSCT
- RC=27, DFSOFMD0 ENCOUNTERED ERROR WITH DUMP - UNABLE TO FIND ASVT
- RC=45, DFSOFMD0 ENCOUNTERED ERROR WITH DUMP - UNABLE TO FIND IMS TCB

System action: IMS Offline Dump Formatting terminates.

User response: Be sure that you are using the correct level of DFSOFMD0. If you are using a SYSMDUMP, an operator-requested dump, or a stand-alone dump, check with the system programmer that all necessary storage areas are being dumped. If the problem continues, notify your IMS system programmer.

DFS3920W RC=15, DFSOFMD0 ENCOUNTERED ERROR WITH DUMP - UNABLE TO FIND CBT HEADER

or

RC=18, DFSOFMD0 ENCOUNTERED ERROR WITH DUMP - UNABLE TO FIND CBT TABLE

or

RC=25, DFSOFMD0 ENCOUNTERED ERROR WITH DUMP - UNABLE TO FIND FP ESCD

Explanation: IMS Offline Dump Formatter initialization (DFSOFMD0) was unable to find the IMS CBT control blocks or the Fast Path ESCD control block in the dump.

System action: IMS dump formatting continues with all Fast Path-related formatting or CBT-related services are disabled.

User response: Check that you are using a level of DFSOFMD0 compatible with the level of your IMS system. If you are using a SYSMDUMP, an operator-requested dump, or a stand-alone dump, check with your z/OS system programmer to be sure that all necessary storage areas are being dumped. If the problem continues, notify your IMS system programmer.

DFS3921W RC=26, DFSOFMD0 ENCOUNTERED ERROR WITH DUMP - UNABLE TO FIND DFSABND0

Explanation: IMS Offline Dump Formatter initialization (DFSOFMD0) was unable to find the named module in the dump.

System action: DFSOFMD0 tries to load a new copy of the named module from current libraries to continue processing.

User response: If you are using a SYSMDUMP, an operator-requested dump, or a stand-alone dump, check with your z/OS system programmer to ensure that all necessary storage areas are being dumped. Then examine the dump to be sure that IMS was not in early initialization or late termination. For additional help, see your IMS system programmer.

DFS3922W RC=16, DFSOFMD0 LOAD FAILED FOR - LOAD MODULE DFSABND0, ENTRY POINT = DFSABND0

Explanation: IMS Offline Dump Formatter initialization (DFSOFMD0) was unable to load new copies of the IMS Offline Dump Formatter modules from current libraries because the dump formatter load module was missing or did not contain a DFSABND0 entry point.

System action: IMS offline dump formatting stops, and control is returned to AMDPRDMP with RC=8.

System programmer response: Be sure that DFSABND0 is available for the correct IMS release and is correctly bound with an entry point of DFSABND0.

User response: Use the IMS dump formatter modules in the dump, or make sure that load module DFSABND0 is available in the current libraries; then rerun the job.

DFS3923I OTMA SVC INITIALIZATION COMPLETE - DFSYSVC0 A=xxxxxxx
L=yyyyyyyyy

Explanation: Module DFSYSVC0 was successfully loaded and registered with BPE.

In the message text:

xxxxxxx

The address where DFSYSVC0 was loaded

yyyyyyyyy

The length of module DFSYSVC0

System action: DFSYSVC0 is successfully loaded and registered with BPE.

Operator response: No action is required.

Programmer response: No action is required.

Module: DFSYSVIO

DFS3924W RC=19, DFSOFMD0 ERROR WITH DFSFRMAT DATA SET- UNABLE TO FIND DD STMT

or

RC=20, DFSOFMD0 ERROR WITH DFSFRMAT DATA SET - UNABLE TO OPEN DATA SET

or

RC=21, DFSOFMD0 ERROR WITH DFSFRMAT DATA SET - READ/CHECK FAILED

or

RC=36, DFSOFMD0 ERROR WITH DFSFRMAT DATA SET - "FMTIMS" KEYWORD NOT FOUND

or

RC=41, DFSOFMD0 ERROR WITH DFSFRMAT DATA SET - RECFM FORMAT INVALID

or

RC=42, DFSOFMD0 ERROR WITH DFSFRMAT DATA SET- LRECL/BLKSIZE INCOMPATIBLE

Explanation: Either DFSOFMD0 was unable to find, open, or read the IMS dump format control data set, or the DFSFRMAT DD statement or data set contained invalid data. The specific form of the message issued indicates the problem.

System action: IMS dump formatting continues using the SUMMARY option.

User response: Make sure that

- A valid DFSFRMAT DD statement is included for IMS offline dump formatting.
- The dump format control data set is present and valid.
- The DFSFRMAT data set specifies RECFM=F or RECFM=FB with valid LRECL and BLKSIZE values.
- The FMTIMS control statement is specified first in the DFSFRMAT data set.

For more help, contact your IMS system programmer.

DFS3925W RC=22, DFSOFMD0 AMDPRDMP PARMLIST ERROR - UNABLE TO FIND EXTENSION

or

RC=23, DFSOFMD0 AMDPRDMP PARMLIST ERROR - NO JOBNAME PARAMETER FOUND

Explanation: IMS Offline Dump Formatter initialization (DFSOFMD0) was unable to find the AMDPRDMP exit parameter list extension that contains the IMS job name required for IMS dump formatting.

System action: IMS offline formatting stops, and control is returned to AMDPRDMP with RC=8.

User response: Be sure that you have provided a valid IMSDUMP verb with a valid job name. If the problem continues, notify your z/OS system programmer.

DFS3926W RC=24, DFSOFMD0 EXIT PARAMETER LIST ERROR - JOBNAME IS NOT AN IMS SUBSYSTEM

or

RC=28, DFSOFMD0 EXIT PARAMETER LIST ERROR - JOBNAME ASCB NOT FOUND

Explanation: Either the address space control block (ASCB) for the IMSDUMP jobname in the AMDPRDMP exit parameter list was missing in the current dump, or an ASCB for the jobname was present but did not have a matching SSCT entry for subsystem type "DB" or "DC". The error can happen when any of these conditions occur:

- The necessary storage was not dumped.
- The jobname was incorrect.
- The IMS job terminated before the memory dump was created.
- A jobname was provided for a non-IMS job.


System action: IMS dump formatting stops, and control is returned to AMDPRDMP with RC=8.

User response: Be sure that:

- You provide the correct dump.
- The IMS jobname is valid.
- All necessary storage is dumped.
- IMS was in the dump.
- IMS was not in early initialization or late termination.

For additional help, see your z/OS system programmer.

Related reference:

 Offline Dump Formatter utility (DFSOFMD0) (System Utilities)

DFS3927W DFSDPARM PARAMETER LIST NOT ALLOCATED, PARTIAL OFFLINE DUMP MAY RESULT.

Explanation: You did not pass a DFSDPARM control block containing certain DFSDUMP options to the IMS dump assist module (DFSFDMP0). DFSFDMP0 used the default options instead.

System action: DFSFDMP0 returns to the issuer of DFSDUMP with RC=8. SDUMP processing continues.

Operator response: No immediate action is necessary, but tell your IMS system programmer that you received this message.

DFS3928W UNRECOVERABLE ERROR DURING IMS DUMP REQUEST MAY RESULT IN NO OFFLINE DUMP.

Explanation: IMS SDUMP processing stopped because problems were encountered during request processing in IMS SDUMP. If a memory dump was not already produced, no memory dump is created.

System action: DFSFDMP0 returns to the issuer of DFSDUMP with RC=8. Alternate online diagnostics, such as spin-off memory dumps, software LOGREC entries, and dependent region memory dumps, are allowed.

Operator response: No immediate action is necessary, but tell the IMS system programmer that you received this message.

System programmer response: Examine the diagnostic output, including the LOGREC entries created for the memory dump processing errors, to determine the cause of the problem.

DFS3929W *name* ADDRESS SPACE STORAGE IS NOT IN THIS DUMP

Explanation: The private address space storage for the *name* address space was not dumped. In the message text, *name* can be one of the following:

CTL
DLI
DBRC

System action: IMS offline memory dump formatting continues, but some options can be bypassed, and some blocks might not be formatted.

User response: Be sure that you provided the correct memory dump. This situation can be valid for:

- Any IMS memory dump in which the CTL, DL/I, or DBRC address space was not requested.
- SYSMDUMPs, secondary-request IMS memory dumps, operator-initiated SVC memory dumps that did not request the CTL or DL/I, or both, address spaces.
- z/OS-initiated SVC memory dumps.

For more help, see your IMS system programmer.

DFS3930I DFSOFMD0 WAS NOT ASSEMBLED AT THE SAME MVS SP LEVEL AS THE IMS DUMPED OR THE DUMP IS NOT MACHINE READABLE

Explanation: z/OS control blocks cannot be analyzed correctly because either the IMS Offline Dump Formatter initialization module was not assembled at the same z/OS SP level as the dumped IMS system, or the memory dump was not machine readable, or the data set is not a memory dump.

System action: IMS memory dump formatting is terminated.

User response: Be sure that DFSOFMD0 is assembled at the correct z/OS level for this memory dump and that the memory dump is machine readable. For more help, see your IMS system programmer.

DFS3930W DFSOFMD0 ENCOUNTERED ERROR WITH DUMP- RC45, DFSOFMD0 IMS LEVEL DOES NOT MATCH DUMP

Explanation: The version or release level of DFSOFMD0 is incompatible with the level of IMS found in the memory dump. IMS dump formatting initialization code must be compatible with the IMS control blocks in the memory dump. IMS Offline Dump Formatting is not performed.

System action: Make sure that a compatible library is used and rerun the memory dump formatting job.

DFS3931W DFSFDMP0 UNABLE TO GET SRB BLOCK STORAGE, NO IMS OFFLINE DUMP ATTEMPTED.

or

DFSFDMP0 UNABLE TO GET WORK AREA STORAGE, NO IMS OFFLINE DUMP ATTEMPTED.

Explanation: The IMS dump assist module was unable to obtain either private storage needed for the internal work area or CSA storage needed for the SDUMP SRB interface. Message DFS629I was not sent, and no IMS SDUMP memory dump was created.

System action: DFSFDMP0 returns to the issuer of DFSDUMP with RC=36. Online memory dump formatting is not suppressed.

Operator response: No action is required.

If the message indicates that work area storage is unavailable, tell the IMS system programmer to provide additional virtual storage for the failing address space. If the message indicates that SRB block storage is unavailable, the system might need to be

inspected to determine what is causing the shortage of global storage.

Related information:

“DFS629I” on page 170

DFS3932I IMS DUMP REQUEST COMPLETED - RETURN CODE = *ccc*

Explanation: DFSFDMP0 completed an IMS SDUMP request. The meanings of *ccc* are:

- 00 Successful completion
- 04 DFSDUMP parameter error; memory dump created
- 08 No parameter list or GETMAIN failed; memory dump created
- 12 Multiple address space identifier (ASID) dump failed; simple memory dump created
- 20 DFSDUMP already in progress; no memory dump created
- 24 Dump already created or not allowed
- 28 DFSDUMP parameter error; memory dump created
- 32 Dump not created because operator replied 'S' (SKIP) to an operator WTOR message
- 36 Internal processing error; no memory dump created
- 40 No dump attempted because a previous offline memory dump failed
- 48 SDUMP processing error; see message DFS3905W for a description of the SDUMP reason code.

System action: DFSFDMP0 returns to the issuer of DFSDUMP with the return code listed in the message.

Operator response: No action is required.

DFS3933W THIS APPEARS TO BE A DUMP OF IMS DURING EARLY IMS INITIALIZATION. DUMP FORMATTING WILL BE ALLOWED TO CONTINUE, BUT FORMATTING ERRORS MAY OCCUR BECAUSE CONTROL BLOCKS ARE NOT FULLY BUILT.

Explanation: The IMS Offline Dump Formatter initialization routine determined that one or more of the IMS address spaces was not fully initialized so that some of the IMS control blocks might not be fully built and initialized. Message DFS3934W follows to indicate which IMS address spaces were not fully initialized.

System action: IMS memory dump formatting continues, but unpredictable formatting errors can occur.

User response: Use the formatted output with caution, remembering that control blocks that were not fully initialized can contain formatting errors.

Related information:

“DFS3934W”

DFS3934W RC=38 CTL ADDRESS SPACE WAS NOT FULLY INITIALIZED.

or

RC=39 DL/I ADDRESS SPACE WAS NOT FULLY INITIALIZED.

or

RC=40 DBRC ADDRESS SPACE WAS NOT FULLY INITIALIZED.

Explanation: The named IMS address space was not fully initialized when the memory dump was created so that some of the IMS control blocks in this address space might not be fully built and initialized.

System action: IMS memory dump formatting continues, but unpredictable formatting errors can occur.

User response: Use the formatted output with caution, remembering that formatting errors can occur for control blocks that were not fully initialized.


DFS3935I IMS SYMBOL SERVICE ERROR, RC=*mm*

Explanation: IPCS returned a nonzero return code for an IMS create symbol request, where *mm* is the IPCS symbol create service return code.

System action: The IMS Offline Dump Formatter proceeds with the next IMS symbol.

User response: However, the noted symbol does not exist for the current memory dump.

Related reference:

 z/OS: Symbol service

DFS3936I IMS SYMBOL SERVICES UNAVAILABLE

Explanation: Symbol create services are unavailable for the current formatting invocation. One of the other symbol service error messages might precede this message.

System action: Symbol create services are unavailable for the current formatting invocation.

User response: See the previous symbol create service messages.

DFS3937I UNABLE TO ACCESS STORAGE WHILE FORMATTING THE *ccc...ccc*

Explanation: During memory dump formatting, an error was encountered while attempting to access dumped storage. The field *ccc...ccc*, which can be up to

16 bytes in length, identifies the control block or data area being formatted.

In an online environment, memory dump storage is in the IMS Dump Formatter.

The most common memory dump storage access errors are:

- STORAGE NOT AVAILABLE. The requested storage was not in the memory dump.
- PARTIAL STORAGE AVAILABLE. A portion of the requested storage was in the memory dump.

System action: For most errors, a diagnostic memory dump immediately follows this message. This diagnostic memory dump consists of the following:

- The contents of SDWA, which includes the PSW, completion code, module ID, registers, and a memory dump of the SDWA area.
- Instruction area, which includes 128 bytes of data before and after the failing instruction (total of 256 bytes).
- Communications area, which is the control block used by the IMS Dump Formatter for intercommunication between the formatting modules.
- Save area, which is a memory dump of the save area set used by the memory dump formatter.
- The memory dump formatter module vector table.
- Dump formatter storage buffer header and prefixes (offline formatting only).
- Dump option request block storage (offline formatting only).

Following the diagnostic memory dump of the error, the dump formatter continues formatting the next IMS control block requested.

A diagnostic memory dump is suppressed when any of the following forms of *ccc...ccc* is received:

'PSB' (and there is no DL/I storage in the memory dump)
 'AUTO OPTION PROC' (and debug was not requested)
 'ABND DIAG. AREA'
 'SA - EP ADDRESS'
 'SAP'
 'ECB PREFIX'
 'SAVE AREA'
 'REGISTER AREA'
 'SA - INV FWD PTR'
 'QUEUE BUFFERS'
 'UEHB'
 'LATCH LIST'
 'ECB STORAGE'
 'XMCI BLOCK'
 'USE LIST (CULE)'

User response: Despite the failure of the IMS Dump Formatter, the output might still provide enough information to help you diagnose your original problem. If the memory dump formatter output does not provide enough information, contact the IMS system programmer.

Programmer response: Use the diagnostic memory dump to determine the cause of the problem. If the diagnostic memory dump is suppressed, contact the IMS system programmer.

DFS3938W TRACE TABLE WITH NAME *cc* REQUESTED -- NOT FOUND

Explanation: The requested trace table could not be found for an IMS Offline Dump Formatter TRACE request. This usually indicates an invalid name was requested. This does not indicate a valid trace exists and was not started.

System action: The TRACE option formatter terminates the current request and continues with the next trace request.

User response: Ensure that a appropriate IMS trace table name has been requested. For assistance, see the IMS system programmer.

Related reference:

 Type-1 trace table interface (Diagnosis)

DFS3939I *ccccccc* FORMATTING TERMINATED -- WORKAREA STORAGE UNAVAILABLE

Explanation: The IMS Offline Dump Formatter internal work areas needed to process the request could not be obtained, where *ccccccc* was the formatter option requested. An inadequate amount of storage to GETMAIN work area space causes the failure. The message also occurs if more than 63 dump formatter low-level option requests are made during the same formatter invocation.

System action: The IMS Offline Dump Formatter skips the current request and attempts to process the next formatting request.

User response: Ensure that the IMS Offline Dump Formatter has sufficient storage and reissue the request. For TSO use, make sure that the region size is adequate. For batch jobs, increase the region size and rerun the job. See the IMS system programmer for assistance.

When requesting memory dump formatter options from a user TSO CLIST facility, use no more than 63 options at one invocation.

DFS3940I *ccccccc* FORMATTING TERMINATED -- UNEXPECTED DUMP STORAGE ACCESS ERROR

Explanation: The IMS Offline Dump Formatter was unable to access storage while searching or processing control blocks for the named option's request, where *ccccccc* was the formatter option requested. A nonzero return code from IPCS storage access service routine

indicated this condition. One of the following caused this condition:

- An attempt was made to format memory dumps that do not contain the requested control block storage.
- Errors in the dumped storage with invalid addresses prevented the requested formatting.
- An invalid formatter request caused the formatter to request unavailable memory dump storage.

The request header line, which contains the requested formatter request type and argument that caused this message to be generated, precedes the error message. Obtain the required information by requesting the format output with the associated high-level formatting option, such as DC, DB, or SPST. Message DFS3937I and a SNAP of the memory dump formatter blocks precede the error message.

System action: The IMS memory dump formatter skips further requests for the option and continues with the next formatter option.

User response: Ensure that the storage is present (CTL, DL/I, or CSA as needed). Ensure that the formatter request was valid. For assistance, see the IMS system programmer.

Related information:

"DFS3937I" on page 857

**DFS3941I TRACE TABLE FORMATTING
TERMINATED DUE TO BAD TRACE
CONTROL BLOCK ADDRESS - ccccccc**

Explanation: The IMS Offline Dump Formatter found an invalid trace table control block while processing a TRACE option request, where ccccccc is the bad address.

System action: TRACE option formatting terminates, and the IMS Offline Dump Formatter continues with the next option.

User response: No action is required.

However, some of the requested trace tables were not formatted.

**DFS3942I IMS DUMP FORMAT REQUEST
INCOMPLETE OR IN ERROR - ccccccc**

Explanation: The IMS Offline Dump Formatter found an error in a format request requiring types or arguments, where ccccccc is the text in error.

System action: The IMS Offline Dump Formatter ignores the current request, purges remaining recognizable qualifiers, and continues parsing the next format request.

User response: Correct the format request error and resubmit the failing request. For assistance, see the IMS system programmer.

**DFS3944I ccccccc FORMATTING TERMINATED
-- NO REQUEST CHAIN FOUND**

Explanation: The named IMS formatting option was selected, but no valid formatting requests were found, where ccccccc was the formatter option requested.

The request header line which contains the requested formatter request type and argument that caused this message to be generated precedes the error message. The argument might have been an invalid request (no ARGUMENT, or invalid TYPE).

System action: The IMS Dump Formatter skips the named option requests and continues with the next memory dump formatter option.

User response: Ensure that the named option requests are valid, like the request type, argument, and qualifier keywords. For assistance, see the IMS system programmer.

**DFS3945I CLB/LLB FORMATTING
TERMINATED -- NO BLOCKS FOUND**

Explanation: CLB/LLB option requests were made, but a requested block did not occur in the system that was dumped. The error message is issued if the dumped IMS was damaged, and CLB/LLB block pointers are no longer valid, or the dumped IMS was not generated to have any of the requested blocks.

The request header line, which contains the requested formatter request type and argument that caused this message to be generated, precedes the error message.

System action: The IMS Dump Formatter skips the current request and continues with the next request. Either CLBs exist without LLBs, or LLBs exist without CLBs.

User response: Ensure that the CLB or LLB option requests were valid and the memory dump is formatting. For assistance, see the IMS system programmer.

**DFS3946I PST NOT FORMATTED --
REQUESTED PST IS NOT A SYSTEM
PST**

Explanation: The requested PST was not an active system PST. An invalid SYSPST request (the PST might be a DPST instead) caused this condition.

System action: The SYSPST option formatter terminates the current request and continues with the next request.

User response: Ensure that all SYSPST formatting requests are valid. For assistance, see the IMS system programmer.

**DFS3947I ccccccc FORMATTING TERMINATED
-- UNEXPECTED FORMATTER
PROGRAM ERROR**

Explanation: The IMS Offline Dump Formatter ESTAE was entered while processing the named option, where ccccccc was the requested formatter option. A DFS2400I message and a SNAP of the IMS Offline Dump Formatter control blocks usually precede this error message. The request header line, which contains the requested formatter request type and argument that caused the messages to be generated, usually precedes the DFS2400I message.

System action: The memory dump formatter skips all requests for the named option and continues with the next option.

User response: Save the memory dump that was being processed and report the problem to the IMS system programmer.

Programmer response: Contact IBM Software Support for assistance.

Problem determination: Rerun with DIAG option; then: 2, 4, 8, 11.

Related information:

"DFS2400I" on page 513

Chapter 2, "IMS problem determination," on page 13

User response: Increase the amount of virtual storage available to IMS memory dump formatting.

DFS3950A REPLY RETRY, BYPASS OR CANCEL

Explanation: The OTMA C/I initialization utility DFSYSV10 was run while OTMA C/I clients were still active. Running SVC initialization with existing OTMA C/I clients can result in XCF errors.

System action: The utility waits for a response.

Operator response: The OTMA C/I clients can be identified by using D GRS,RES=(DFSOTMA,*).

User response: Terminate the clients, and reply "RETRY" to try to initialize the SVC again.

If the clients cannot be terminated, reply "CANCEL" to stop the utility without initializing the SVC.

If the clients are orphaned and will not be used again, reply "BYPASS" to proceed with the SVC initialization.

Attention: Extreme care must be taken with this option because it might cause XCF errors if those existing clients try to use OTMA C/I again.

Module: DFSYSV10

**DFS3948E OTMA C/I CLIENTS ARE STILL
ACTIVE**

Explanation: The OTMA C/I initialization utility DFSYSV10 was run while OTMA C/I clients were still active. Running SVC initialization with existing OTMA C/I clients can result in XCF errors.

System action: The utility issues DFS3950A and waits for a response.

Operator response: The OTMA C/I clients can be identified by using D GRS,RES=(DFSOTMA,*).

User response: Terminate the OTMA C/I clients, and respond to DFS3950A.

Module: DFSYSV10

Related information:

"DFS3950A"

**DFS3949W INSUFFICIENT VIRTUAL STORAGE
FOR COMPLETE SB
DUMP-FORMATTING**

Explanation: The Sequential Buffering (SB) dump formatting module was unable to GETMAIN a work area required for formatting all SB control blocks and SB buffers.

System action: Dump formatting continues; however, some SB control blocks or buffers, or both, are not formatted.

Chapter 83. DFS messages, DFS3951 - DFS4000I

This topic contains the following messages:

DFS3951 TAKEOVER OCCURRED--ENTER PA2 FOR RESPONSE MODE REPLY

Explanation: This message is issued when the former alternate system (now the active system) informs the terminal user that system takeover has completed. The user is in response mode.

System action: Processing continues.

Programmer response: Enter PA2 to receive the response mode reply.

DFS3952 TAKEOVER OCCURRED--ENTER PA2 FOR CONVERSATION MODE REPLY

Explanation: This message is issued when the former alternate system (now the active system) informs the terminal user that system takeover completed. The user is in conversation mode.

System action: Processing continues.

Programmer response: Enter PA2 to continue the conversation mode.

DFS3953 TAKEOVER OCCURRED--ENTER PA2 FOR OUTPUT MESSAGE

Explanation: This message is issued when the former alternate system (now the active system) informs the terminal user that system takeover completed.

System action: Processing continues.

Programmer response: Enter PA2 to receive the output message.

DFS3954 TAKEOVER OCCURRED--REENTER THE LAST INPUT (/FORMAT MAY BE NECESSARY)

Explanation: This message is issued when the former alternate system (now the active system) informs the terminal user that system takeover has completed. It also indicates the action that the user must take to continue the session.

The last input entered before the takeover has been lost. The input could be data, a PA key, a PF key, or a clear key.

System action: Processing continues.

Programmer response: Enter the /FORMAT command to get the last format. If the next input generates unexpected output, enter PA2.

DFS3955 TAKEOVER OCCURRED--ENTER PA2, THEN REENTER THE LAST INPUT

Explanation: This message is issued when the former alternate system (now the active system) informs the terminal user that system takeover has completed. The user is in conversation mode.

System action: Processing continues.

Programmer response: Enter PA2, then reenter the last input. If the next input generates unexpected output, enter PA2.

DFS3956I SYSTEM PST FORMATTING TERMINATED -- NO SYSTEM PSTS COULD BE FOUND

Explanation: IMS Offline Dump Formatter SYSPST option requests were made, but the dumped system does not appear to have any SYSPSTs. This condition is valid only if the dumped IMS system was in early initialization at the time of the memory dump. Storage errors in the dumped IMS system cause this condition.

System action: SYSPST option formatting terminates and the formatter continues with the next option.

User response: No action is required.

However, no SYSPST formatting is possible.

DFS3957I ccccccc FORMATTING TERMINATED -- INVALID ADDRESS CHARACTERS IN ARGUMENT

Explanation: The named option ADDRESS argument contained non-hexadecimal characters, where ccccccc is the formatter option requested. The request header line, which contains the requested formatter request type and argument that caused this message to be generated, precedes the error message.

System action: The IMS Dump Formatter skips the current request for the named option.

User response: Ensure that option request arguments are valid. Valid hexadecimal values are 0-9, A-F. The address argument must be 1 to 8 hexadecimal characters in length. For assistance, see the IMS system programmer.

DFS3958I CLB FORMATTING TERMINATED -- INVALID CHARACTERS IN CID ARGUMENT

Explanation: The IMS Offline Dump Formatter CLB request, the VTAM communication identifier (CID) argument, contained non-hexadecimal characters. The request header line, which contains the requested formatter request type and argument that caused this message to be generated, precedes the error message.

System action: The IMS Offline Dump Formatter skips the current CLB request and continues with the next request.

User response: Ensure that the CID arguments are valid. Valid hexadecimal values are 0-9, A-F. The CID is 8 hexadecimal characters in length and is the node network address. For assistance, see the IMS system programmer.

DFS3959I *ccccccc* **FORMATTING TERMINATED
-- ADDRESS ARGUMENT IS INVALID**

Explanation: The IMS Offline Dump Formatter named request ADDRESS argument was determined to be in an invalid storage address range for option *ccccccc*. Errors in the dumped storage, or an invalid formatting request, might have caused this condition.

The request header line, which contains the requested formatter request type and argument that caused this message to be generated, precedes the error message.

System action: The memory dump formatter terminates the current request.

User response: Ensure that the ADDRESS arguments are valid. IMS control blocks cannot occur in the first 4 K of storage. For assistance, see the IMS system programmer.

DFS3960I *ccccccc* **FORMATTING TERMINATED
-- INVALID NUMBER ARGUMENT
REQUESTED**

Explanation: The IMS Offline Dump Formatter request for the named option had a NUMBER argument that was larger than the largest system definition number or 0, where *ccccccc* was the formatter option requested. An invalid formatting request NUMBER argument or errors in the dumped IMS system might have caused this condition.

The request header line, which contains the requested formatter request type and argument that generated this message, precedes the error message.

System action: The memory dump formatter terminates the current request and continues with the next request.

User response: Ensure that the requested that NUMBER arguments are valid. Numbers must be nonzero, decimal, and valid for the IMS system dumped. For assistance, see the IMS system programmer.

DFS3961I **THE REQUESTED PST IS EITHER A
SYSTEM PST OR A DPST THAT HAS
NEVER BEEN USED**

Explanation: The IMS Offline Dump Formatter DPST option found a PST to satisfy a request, but was unable to confirm its DPST/SYSPST status. If an unused DPST was selected, this condition is valid. But an invalid request for a system PST under the DPST formatting option might have caused this condition.

System action: The request is terminated, and DPST option formatting continues with the next request.

User response: Ensure that all DPST formatting requests are valid. You can format the requested PST as a SYSTEM PST. For assistance, see the IMS system programmer.

DFS3962I *ccccccc* **FORMATTING TERMINATED
-- NO BLOCKS FOUND**

Explanation: IMS Offline Dump Formatter requests were made for the named option, but the dumped IMS system does not seem to have any blocks where *ccccccc* is the requested option. If no blocks were generated, this condition is valid. Storage errors in the dumped system cause this condition.

System action: The IMS memory dump formatter skips the named option and continues with the next option.

User response: Ensure that option request arguments are valid. For assistance, see the IMS system programmer.

DFS3963I **CLB FORMATTING TERMINATED --
REQUESTED LTERM NOT FOUND**

Explanation: While processing an IMS Offline Dump Formatter communication line block (CLB), no communication name table (CNT) was found with an LTERM name to match the request. An invalid LTERM name argument for the request usually causes this condition. But a request for an LTERM that is not active can cause this condition.

System action: The memory dump formatter terminates the current CLB formatting request and continues with the next request.

User response: Ensure that the CLB option requests are valid. Ensure that the CLB LTERM argument refers to a valid IMS LTERM name. For assistance, see the IMS system programmer.

DFS3964I **CLB FORMATTING TERMINATED --
REQUESTED NODE NAME NOT
FOUND**

Explanation: No communication line block (CLB) was found with a node name to match the CLB request NODE argument. An invalid NODE argument for the

request usually causes this condition. But requests for dynamically created terminal blocks when the terminal is not currently connected to IMS can also cause this condition.

The request header line which contains the requested formatter request type and argument that caused this message to be generated precedes the error message.

System action: The IMS Dump Formatter terminates the current CLB formatting request and continues with the next request.

User response: Ensure that the CLB option requests are valid. Ensure that the CLB NODE argument refers to a valid IMS node name. For assistance, see the IMS system programmer.

**DFS3965I ccccccc FORMATTING TERMINATED
-- BLOCK FAILED VALIDITY CHECK**

Explanation: The control block that was requested for option *ccccccc* failed to pass a control block validity check. An invalid request (an address argument) usually causes this condition. Errors in the dumped IMS can also cause this condition.

The request header line which contains the requested formatter request type and argument that caused this message to be generated precedes the error message.

The validity check ensures a given pointer in the control block points to the expected target location. For example, it verifies that the requested CLB points to a valid CTB in the requested CLB.

System action: The IMS Dump Formatter terminates the current request and continues with the next request.

User response: Ensure that the option requests and their arguments are valid. For assistance, see the IMS system programmer.

**DFS3966I CLB FORMATTING TERMINATED --
REQUESTED CID NOT FOUND**

Explanation: While processing an IMS Offline Dump Formatter CLB option, no CLB was found with a VTAM Communication ID (CID) to match the CID request argument requested. One of the following situations caused this condition:

- The CID argument is invalid.
- Dynamically created terminal blocks were requested when the terminal was not connected to IMS.
- Storage errors were in the dumped IMS system.
- VTAM terminals were requested that are not currently connected to IMS.

The request header line which contains the requested formatter request type and argument that caused this message to be generated precedes the error message.

System action: The IMS memory dump formatter terminates the current CLB formatting request and

continues with the next request.

User response: Ensure that the CLB option requests are valid. Ensure that the CID qualifier refers to a valid, connected IMS node. For assistance, see the IMS system programmer.

**DFS3967I INVALID SAP ADDRESS IN CLB/LLB
-- SAP NOT FORMATTED**

Explanation: The IMS Offline Dump Formatter detected an invalid save area prefix address while attempting to format a save area prefix associated with a requested CLB/LLB. Storage errors in the dumped IMS system cause this condition. The invalid address is found in the CLB/LLB ECB prefix that is formatted after this message.

System action: The IMS Offline Dump Formatter skips the save area prefix formatting for the current CLB/LLB.

User response: For assistance, see the IMS system programmer.

Problem determination: 2, 4, 8

Related information:

Chapter 2, "IMS problem determination," on page 13

**DFS3968I ccccccc FORMATTING TERMINATED
-- INVALID NUMBER CHARACTERS
IN ARGUMENT**

Explanation: The named option NUMBER argument contained non-decimal characters, where *ccccccc* is the formatter option requested.

The request header line which contains the requested formatter request type and argument that caused this message to be generated precedes the error message.

System action: The IMS Dump Formatter skips the current request for the named option.

User response: Ensure that option request arguments are valid. Valid decimal values are 0-9. The number argument must be one to four decimal numbers in length. For assistance, see the IMS system programmer.

**DFS3970 FAST PATH EXECUTION NOT
POSSIBLE.**

Explanation: This message is issued when a terminal that cannot process a Fast Path transaction attempts to enter a Fast Path transaction. To process a Fast Path transaction, a terminal must support response mode.

System action: The system rejects the attempt and does not schedule the transaction.

Programmer response: When this message is issued, check the relationship between the terminal and transaction to make sure that all system definitions are correct.

**DFS3971 UNABLE TO PROCESS FAST PATH
DUE TO EMH SHORTAGE**

Explanation: IMS was unable to obtain an Expedited Message Handling (EMH) buffer for the size requested to process the Fast Path transaction.

System action: IMS rejects the Fast Path transaction and sends this message to the terminal user.

System programmer response: Determine the current EMH buffer usage. Stop or close terminals and sessions that currently have EMH buffers but do not need them. This action frees EMH buffers for use by terminals and sessions that require them.

The next time you restart IMS, increase the EMH buffer pool definitions for the buffer sizes needed.

**DFS3974W UNABLE TO WRITE OUTPUT
RECORDS FROM THE IMS DUMP
FORMATTER TO DATA SET:**

data_set_name

Explanation: The IMS Dump Formatter was unable to open or allocate the data set identified in the message text by *data_set_name*. It was trying to use the data set for writing log records from dump log buffers.

System action: If you provided an existing data set, check that it was created in the proper format. If you did not create the data set, then the system was unable to allocate the data set.

System programmer response: Provide a valid data set to be used to write the records, or allow the formatter to create one.

Module: DFSAAED1

**DFS3975W UNABLE TO WRITE REPORT DATA
FROM THE IMS DUMP FORMATTER
TO THE OUTPUT DATA SET:**

data_set_name

Explanation: The IMS Dump Formatter was unable to open or allocate the data set identified in the message text by *data_set_name* for use in writing report data.

System action: If you provided an existing data set, check that it was created in the correct format. If you did not create the data set, then the system was unable to allocate the data set.

System programmer response: Provide a valid data set to be used to write the records, or allow the formatter to create one.

Module: DFSAAED1

**DFS3976E *utility name* UTILITY FAILED TO OPEN
THE *ddname* DATA SET**

Explanation: A utility failed to open one of the required data sets.

In the message text:

utility name

The utility that encountered the problem.

ddname The data set that failed to open. Possible values for *ddname* are:

SYSUT1
REPORT
SYSPRINT
CONTROL
RDDSASN

System action: The indicated utility fails with a return code 8.

Programmer response: Make sure that the DD statement for the data set is defined correctly.

Module: DFSKJOB0, DFSURCM0, DFSURCL0, DFSURST0

**DFS3977E *routine name* ROUTINE FAILED TO
OPEN THE *ddname* DATA SET**

Explanation: A routine failed to open one of the required data sets. The routine is started by utility DFSURCM0.

In the message text:

routine name

The routine that encountered the problem.

ddname The data set that failed to open. Possible values for *ddname* are:

MODBLKS
JOBLIB
STEPLIB
SDFSRESL

System action: The indicated routine fails with a return code 8.

Programmer response: Make sure that the DD statement for the data set is defined correctly.

Module: DFSKMOD0, DFSKNUC0

**DFS3978E *utility name* UTILITY FAILED TO
CLOSE THE *ddname* DATA SET**

Explanation: A utility failed to close one of the required data sets successfully.

In the message text:

utility name

The utility that encountered the problem.

ddname The data set that failed to close. Possible values for *ddname* are:

SYSUT1
REPOR
SYSPRINT

CONTROL
MODBLKS
RDDSDSN

System action: The indicated utility fails with a return code 8.

Programmer response: Make sure that the DD statement for the data set is defined correctly.

Module: DFSURCM0, DFSURCL0

DFS3979E *routine name* **ROUTINE FAILED TO CLOSE THE *ddname* DATA SET**

Explanation: A routine failed to close one of the data sets successfully. The routine is started by utility DFSURCM0.

In the message text:
routine name

The routine that encountered the problem.

ddname The data set that failed to close. Possible values for *ddname* are:

MODBLKS
JOB LIB
STEPLIB
SDFSRESL

System action: The indicated routine fails with a return code 8.

Programmer response: Make sure that the DD statement for the data set is defined correctly.

Module: DFSKMOD0, DFSKNUC0

DFS3980E *utility name* **UTILITY FAILED TO LOAD MODULE *module name*, RC=*rc***

Explanation: A utility was unable to load a module.

In the message text:
utility name

The utility that encountered the problem.

module name

The module for which load failed. Possible values for *module name* are:

DFSCNVT0
DFSKMOD0

rc The return code from the load request.

System action: The indicated utility fails with a return code 8.

Programmer response: Check to make sure one of the data sets listed in the JOBLIB or STEPLIB concatenation contains the indicated module name.

Module: DFSURCM0, DFSURCL0

DFS3981E *utility name* **UTILITY FAILED TO OBTAIN STORAGE, SIZE=*strgsize*, COMPONENT=*component***

Explanation: A utility encountered an error when trying to obtain storage for the component.

In the message text:
utility name

The utility that encountered the problem

strgsize The amount of storage requested

component

The component for which the storage request failed

System action: The indicated utility fails with a return code 8.

Programmer response: Increase the region size available to the utility.

Module: DFSURCM0, DFSURCL0, DFSURST0

DFS3982W *utility name* **UTILITY FAILED TO FREE STORAGE, SIZE=*strgsize*, FREEMAINRC=*rc*, COMPONENT=*component***

Explanation: An error occurred when a utility tried to free storage for a component.

In the message text:
utility name

The utility that encountered the problem

strgsize The amount of storage to be freed

rc The return code from the MVS FREEMAIN request

component

The component for which the storage request failed

System action: The utility terminates successfully with a return code 4.

Programmer response: This is probably an internal error. Search the problem-reporting databases to find a correction for the problem. If none exists, contact IBM Software Support. Provide the JCL, SYSLOG, and memory dump if available.

Module: DFSURCM0, DFSURCL0, DFSURST0

DFS3983E **THE DFSURCM0 UTILITY FAILED TO FIND THE TRANSACTION EDIT ROUTINE FOR TRANSACTION CODE *transaction code***

Explanation: The Create RDDS from MODBLKS utility (DFSURCM0) was unable to determine the transaction edit routine to be associated with the transaction identified in the message text by *transaction code*. This message might be the result of one of the following:

1. An IMS.SDFSRESL data set was not supplied, or did not contain a nucleus member DFSVNUCx with

a suffix matching the value specified on the SUFFIX= control statement.

2. If the resource definition data set (RDDS) is being created from the system definition input, the CONTROL DD statement does not reference the data set created by the DFSURST0 utility OUTPARMS DD statement.
3. The data set referenced by the CONTROL DD statement does not contain EDITRTN control statements for the indicated transaction code.

System action: The Create RDDS from MODBLKS utility fails with a return code 8.

Programmer response: Based on the possible cause of the problem, perform one of these actions:

For 1, ensure that an IMS.SDFSRESL data set is supplied which contains the nucleus member DFSVNUCx with a suffix matching the value specified on the SUFFIX= control statement.

For 2, ensure that data set created by the DFSURST0 utility OUTPARMS DD statement is included in the data set concatenation for the CONTROL DD statement code.

For 3, ensure that EDITRTN control statements are supplied for *transaction code*.

Module: DFSURCM0

DFS3984I DUMP FOR ABEND *xxxxx*
SUPPRESSED BY DUMP OVERRIDE
TABLE.

or

DUMP FOR ABEND *xxxxx* FORCED BY DUMP
OVERRIDE TABLE.

Explanation: There is an entry for abend *xxxxx* in the memory dump override table (DFSFDOT0) to force/suppress the memory dump generated for this abend.

System action: When FORCE is specified a memory dump is taken if that abend occurs. When SUPPRESS is specified a memory dump is not generated. After this procedure is processed the regular post-abend procedure will occur.

Programmer response: When the information is incorrect, modify the memory dump override table entry in DFSFDOT0. When the message is correct then no further action is necessary.

DFS3985W NO CBTE ENTRY FOUND FOR SAPS -
SUMMARY ENDS

Explanation: Save area prefixes (SAP) storage was not obtained, or the pointer to the storage is damaged.

System action: The save area summary option terminates, and the IMS Offline Dump Formatter continues with the next option.

User response: For assistance, see the IMS system programmer.

DFS3986 IMS SYSTEM IS NOT FDR CAPABLE -
COMMAND REJECTED

Explanation: The /DIS FDR or /CHA FDR command was entered on an IMS system that is not enabled for Fast DB Recovery.

System action: The command is rejected.

Operator response: If you want to run the IMS system with Fast DB Recovery, rerun the job with the correct EXEC parameters and DFSFDRxx IMS.PROCLIB member.

Module: DFSCMT50

DFS3987 FDR CAPABLE ENVIRONMENT NOT
COMPLETED - COMMAND REJECTED

Explanation: An IMS system was enabled for Fast DB Recovery. However, the Fast DB Recovery environment is not completed because restart is in progress and the XCF JOIN request has not been performed yet.

System action: The command is rejected.

Operator response: After the restart operation or cold start completes, enter the command again.

Module: DFSCMT50

DFS3988E THE DFSKMOD0 ROUTINE IS
MISSING THE MODBLKS DD
STATEMENT OR DD DUMMY IS
SPECIFIED

Explanation: The JCL specified for the Create RDDS from MODBLKS utility (DFSURCM0) was missing the DD MODBLKS statement, or a DD DUMMY was specified for MODBLKS.

System action: The Create RDDS from MODBLKS utility fails with a return code 8.

Programmer response: Make sure that the MODBLKS DD statement is specified in the JCL and that a valid data set is specified.

Module: DFSKMOD0

DFS3989W THE DATA SET SPECIFIED FOR THE
dd_name DD STATEMENT DOES NOT
CONTAIN MEMBER *member name*

Explanation: The data set specified in a DD statement in the JCL for the Create RDDS from MODBLKS utility did not contain the indicated member.

In the message text:
dd_name

The data set that is missing the member.
Values include:

MODBLKS
 JOBLIB
 STEPLIB
 SDFSRESL

member name

The missing member.

System action: Processing continues. This message is accompanied by message DFS3990E, if this problem is a terminating error.

Programmer response: If the indicated DD statement is MODBLKS, ensure that you specified the correct MODBLKS data set associated with the MODBLKS DD statement. Ensure that the value specified for the SUFFIX= control statement specifies the correct suffix for the members you want in the MODBLKS data set.

If the indicated DD statement is JOBLIB, STEPLIB or SDFSRESL, ensure that the data set contains the DFSVNUCx member with a suffix value matching the value specified with the SUFFIX= control statement. If the data set containing the DFSVNUCx member with a suffix value matching the value specified with the SUFFIX= control statement does not contain the executable modules for the Create RDDS from MODBLKS utility, do not specify this data set with the JOBLIB or STEPLIB DD statement, but specify this data set with the SDFSRESL DD statement.

Module: DFSKMOD0, DFSKNUC0

Related information:

“DFS3990E”

DFS3990E NO MEMBERS WITH SUFFIX: *suffix* WERE FOUND IN THE MODBLKS DATA SET.

Explanation: The data set specified in the MODBLKS DD statement for the Create RDDS from MODBLKS utility (DFSURCM0) did not contain any MODBLKS members whose names contained a value for suffix that matched the suffix supplied in a control statement or the default value. These members are required for processing. This message is accompanied by one or more occurrences of message DFS3989W, identifying the missing members.

System action: The Create RDDS from MODBLKS utility fails with return code 8.

Programmer response: Ensure that the correct MODBLKS data set has been specified with the MODBLKS DD statement. Also, ensure that the value specified for the SUFFIX= control statement indicates the correct suffix for the members in the MODBLKS data set.

Module: DFSURCM0

Related information:

“DFS3989W” on page 866

DFS3991E RECORDS FOR THE SELECTED CHECKPOINT ARE INCOMPLETE. THE RDDS WAS NOT CREATED.

Explanation: The checkpoint records in the control statements or the default specification processed by the Create RDDS from Log Records utility (DFSURCL0) did not contain an X'4098' record. That record identifies the end of the checkpoint records. This situation might result from one of the following circumstances:

- You specified an incorrect checkpoint ID for processing.
- Log data sets might be missing from the SYSUT1 DD statement concatenation.

System action: The Create RDDS from Log Records utility fails with a return code 8.

Programmer response: If a checkpoint ID is specified with the CHKPTID= statement, ensure that this checkpoint contains both the X'4001' record (beginning of checkpoint) and the X'4098' record.

If no checkpoint ID was specified, ensure that the log data set that includes the X'4098' record is included in the SYSUT1 DD statement concatenation of the log data sets at the end of the log data sets.

Module: DFSURCL0

DFS3992E *utility name* UTILITY ENCOUNTERED AN ERROR PARSING THE CONTROL DATA

Explanation: The utility identified by *utility name* in the message text encountered an error while trying to parse the control statements in the CONTROL data set. This message is accompanied by a more specific error message describing the problem.

System action: The Create RDDS from MODBLKS utility (DFSURCM0) fails with a return code 8.

Programmer response: Check the accompanying messages to determine the parsing errors that you must correct in the CONTROL data set.

Module: DFSURCM0, DFSURCL0

DFS3993E AN INVALID VALUE WAS ENCOUNTERED BY THE DFSURCM0 UTILITY FOR THE SYSTYPE CONTROL STATEMENT

Explanation: An invalid value was supplied for the SYSTYPE= keyword on a statement in the CONTROL data set. The allowable values are:

- DB
- DC
- DBDC

System action: The indicated utility fails with a return code 8.

Programmer response: Correct the invalid value for the keyword.

Module: DFSURCM0

DFS3994I IMS SYNC WITH RM GLOBAL STATUS COMPLETE- *yyyy.ddd hh:mm:ss.ms*

Explanation: Global status is read from Resource Manager (RM) during IMS initialization. This message indicates that IMS is in sync with RM global status.

In the message:
yyyy - the year
ddd - the day
hh:mm:ss.ms - local time

System action: IMS continues processing. Any global status updated in RM after this message and before an IMS restart is complete is not applied at this IMS that is restarting. All commands sent to this IMS are not processed as restart is not complete.

System programmer response: After restart is complete, issue commands with SCOPE(ACTIVE) to ensure this IMS is in sync with RM status.

Module: DFSGST10

DFS3995E REQUIRED KEYWORD MODBLKSHLQ= WAS NOT SUPPLIED

Explanation: The JCL specified for the Stage 1 pre-parser (DFSURST0) was missing the DD MODBLKS statement, or a DD DUMMY was specified for MODBLKS.

System action: The Stage 1 pre-parser fails with a return code 8.

Programmer response: Ensure that the MODBLKSHLQ= control statement is specified with the CONTROL DD statement.

Module: DFSURST0

DFS3996E ONLY ONE SPECIFICATION OF CHKPTID IS ALLOWED

Explanation: The system found multiple values for the CHKPTID= keyword in the CONTROL data set.

System action: The utility fails with a return code 8.

Programmer response: Supply a single specification of the CHKPTID= keyword and resubmit the job.

Module: DFSURCL0

DFS3997E CHECKPOINT ID *checkpoint id* NOT FOUND IN THE LOG. THE RDDS DATA SET WAS NOT WRITTEN

Explanation: The checkpoint ID *checkpoint id*, specified

in the CHKPTID= control statement, did not match any checkpoint in the log.

System action: The Create RDDS from Log Records utility (DFSURCL0) fails with a return code 8.

Programmer response: Specify a valid checkpoint ID if processing a specific ID is required, or omit this control statement. In this case the last checkpoint ID on the log will be processed.

Module: DFSURCL0

DFS3998E NO COMPLETE CHECKPOINTS WERE FOUND IN THE LOG IN THE INDICATED TIME RANGE

Explanation: The log did not include both the begin and end checkpoint log records. The checkpoint records were incomplete. Possible reasons include:

- The records for a checkpoint span multiple log data sets.
- A value for STARTTIME was specified which was after the time stamp on any beginning checkpoint record on the log.
- A value for STOPTIME was specified which occurred before the time stamp on the end checkpoint record for the checkpoint being processed.

System action: The Create RDDS from Log Records utility (DFSURCL0) fails with a return code 8.

Programmer response: Ensure that sufficient log data sets are concatenated to contain all the records for a checkpoint. If you specify a STARTTIME, ensure that the value does not represent a time later than the time after the last beginning checkpoint on the log. If you supply a STOPTIME, ensure that the value specified does not occur before the end of the checkpoint being processed.

Module: DFSURCL0

DFS3999W A STOP TIME WAS SUPPLIED WHICH EXCEEDS THE TIME RANGE IN THE LOG.
STOP TIME: *stop time* **TIME ON LAST RECORD:** *record time*

Explanation: A value for the STOPTIME keyword was supplied in the CONTROL data set. The stop time value exceeded the latest time stamp on the last processed log record. This situation might be valid; however, it might indicate that the concatenation of log data sets in DD SYSUT1 is incomplete.

System action: The Create RDDS from Log Records utility (DFSURCL0) continues processing. It terminates successfully with a return code 4.

Programmer response: Ensure that all of the log data sets you want are included in the SYSUT1 DD concatenation.

Module: DFSURCL0

**DFS4000I OFFLINE DUMP FORMATTING
INITIALIZATION *action***

Explanation: After detecting an error in offline dump formatting initialization, IMS indicates what action it will take. Depending on the severity of the error, the action will be either CONTINUING or DISCONTINUED.

System action: IMS takes the action indicated in the message.

Operator response: If the action is DISCONTINUED, contact the system programmer. If the action is CONTINUING, no response is necessary.

System programmer response: Verify that the input data set, input parameters, and JCL are correct.

Problem determination: 1, 2, 3, 4, 6, 8

Related information:

Chapter 2, "IMS problem determination," on page 13

Chapter 84. DFS messages, DFS4001 - DFS4050A

This topic contains the following messages:

DFS4002E FAILURE ENCOUNTERED
PROCESSING TYPE-2 COMMAND
LOG RECORDS
DFSURCL0 ROUTINE: *routine name*
RESOURCE: *resource name*
TYPE:*type name* **FUNCTION:***function type*
VERB:*verb type*

Explanation: The routine, identified in the message text, was processing type-2 command log records for the indicated resource.

In the message text:
routine name

The routine associated with DFSURCL0 that was processing the resource. Possible values are:

DFSKDB20
DFSKPG20
DFSKTR20
DBFKRT20

resource name

The name of the resource that was being processed at the time of failure.

type name

The type of resource that was being processed at the time of failure. Possible values are:

DDIR
PDIR
SMB
RCTE

function type

The type of process that was being performed at the time of failure. Possible values include:

- FINDFAIL – an error retrieving data for the resource.
- CREFAIL – an error creating the resource.
- DUP – a resource being created already exists.

verb type

The type of processing that was indicated by the Type-2 Command Log record. Possible values for *verb type* are:

CRE
DEL
UPD

System action: The indicated routine fails with return code 8.

Programmer response: This message indicates an internal error in module DFSURCL0. Contact IBM Software Support.

Module: DFSURCL0

DFS4003E FAILURE EXTENDING THE ARRAY
FOR RECORD TYPE *record type*. **RC:***rc*

Explanation: An error occurred trying to obtaining additional storage for an internal array used to process the indicated record type.

In the message text:

record type

The type of record. Possible values are:

X4004
X4006
X4007
X4083

rc The return code from the MVS GETMAIN.

System action: The routine fails with the return code *rc*.

Programmer response: Check the return code from the MVS GETMAIN request to determine the cause of the failure.

Module: DFSURCL0

DFS4004W LOG WRAPS AFTER RECORD *record number*
CURRENT RECORD TIME STAMP:
time stamp
PRIOR RECORD TIME STAMP : *time stamp*

Explanation: The value for the store clock time on the current record is earlier than the store clock time on the prior record. Time stamps must always be in ascending order. The possible reasons for this problem include:

- The log being processed is an open OLDS data set. An Open OLDS data set does not have an end-of-file mark, such that records following the current entry in the OLDS are residual from the last time the log was used.
- Multiple logs have been concatenated as input and are out of sequence.

System action: The Create RDDS from Log Records utility (DFSURCL0) treats the prior record, with the larger time stamp value, as the end of file and performs end-of-log processing. It terminates successfully with return code 4.

Programmer response: If multiple log data sets are being processed, ensure that the log data sets are concatenated in the proper order. If this message was issued because of processing an open OLDS, even if the processing was successful, close the OLDS by issuing a

DFS4005E • DFS4012I

/SWI OLDS command. Then run the utility again to avoid the message.

Module: DFSURCL0

DFS4005E THE DFSKNUC0 ROUTINE IS MISSING THE *dd_name* DD STATEMENT

Explanation: The JCL specified for the DFSKNUC0 routine, invoked by utility DFSURCM0, was missing the indicated DD KS statement. Possible values for *dd_name* are:

JOBLIB
STEPLIB
SDFSRESL

System action: The Create RDDS from MODBLKS utility (DFSURCM0) fails with a return code 8.

Programmer response: Ensure that you have a JOBLIB, STEPLIB or SDFSRESL DD statement specified in the JCL, and that a valid data set is specified.

Module: DFSKMOD0

DFS4006E AN INVALID CHKPTID (*chkptid*) WAS SUPPLIED IT MUST BE OF THE FORMAT: *yyddd/hhmmss*

Explanation: The value supplied for the CHKPTID= keyword in the CONTROL data set was invalid. The value was not of the format *yyddd/hhmmss*.

System action: The Create RDDS from Log Records utility (DFSURCL0) fails with a return code 8.

Programmer response: Correct the specification for the CHKPTID= keyword and resubmit the job.

Module: DFSURCL0

DFS4007E AN INVALID STARTTIME OR STOPTIME WAS SUPPLIED

Explanation: The value you supplied for the STARTTIME= or STOPTIME= keyword in the CONTROL data set was invalid.

System action: The Create RDDS from Log Records utility (DFSURCL0) fails with a return code 8.

Programmer response: Correct the specification for the STARTTIME or STOPTIME= keyword and resubmit the job.

Module: DFSURCL0

DFS4008E THE STOPTIME PRECEDES THE STARTTIME

Explanation: The value you supplied for the STOPTIME= keyword represents an earlier time than the value supplied for the STARTTIME= keyword in

the CONTROL data set. The STOPTIME must be later than the STARTTIME.

System action: The Create RDDS from Log Records utility (DFSURCL0) fails with a return code 8.

Programmer response: Correct the specification for the STARTTIME or STOPTIME= keyword and resubmit the job.

Module: DFSURCL0

DFS4010W UNABLE TO CREATE *function* ITASK, DFSCWU RETURN CODE=*nnnnnnnnnn*

Explanation: The tracking subsystem was unable to create an IMS task for the function listed in the message.

System action: The tracking subsystem continues processing without the function listed.

Operator response: This is likely an internal IMS problem. Contact IBM Software Support.

Module: DFSLRARI, DFSLRASC, DFSLRCAS, DFSLRCS0, DFSLRIDS, DFSLROIC, DFSLRRDC, DFSLRRDR, DFSLRRDS

DFS4011I UNABLE TO *action* POSITION DATA SET: *dsname*

Explanation: IMS Remote Site Recovery (RSR) is unable to perform the operation indicated by *action* against the position data set *dsname*. The *action* is one of the following values:

DEALLOCATE

A tracking IMS experienced an error attempting to deallocate the position data set.

CLOSE A tracking IMS experienced an error attempting to close the position data set.

DELETE

A tracking IMS experienced an error attempting to delete the position data set.

System action: If *action* is DEALLOCATE, make sure that the error does not cause an allocate or open error when the new tracking IMS is started. If *action* is CLOSE or DELETE, make sure that the position data set is removed from storage and the catalog.

Module: DFSLRINS

DFS4012I TRACKING LOG DATA SET OPEN ERROR, RC = *xxxx*, DSN=*dsname*

Explanation: The tracking subsystem is unable to open the indicated tracking log data set. The *dsname* is the name of the data set with the open error. RC *xxxx* is the BSAM OPEN macro return code, except for the following return code:

X'FFFF' The block size for the data set is larger than

the buffer size. User abend 0380 with return code 0012 accompanies the message when this condition is detected.

System action: If the tracking log is the sole copy, or an error occurred on both tracking log copies, the tracking subsystem stops the process for which the open attempt was made.

Operator response: The system programmer needs to resolve the problem that caused the OPEN error.

If the error was on behalf of a conversation with an active subsystem, restart the conversation with the /START SERVGRP or /START ISOLOG command.

If the error was on behalf of an online forward recovery of a database, restart the recovery with the /START DB or UPDATE DB START(Access) command.

If the return code indicates that the data set block size is larger than the buffer size, examine the BLOCK keyword of the SLDSDEF, ARCHDEF and RLDSDEF parameters of IMS.PROCLIB member DFSRSRxx. Increase these parameter values so that the maximum of the three values is not smaller than the block size of the tracking log data set identified in the message.

Module: DFSLRDOP

DFS4013W *dsname*

or

A TRACKING LOG WITH INVALID DATA WAS DETECTED

Explanation: The Remote Site Recovery tracking subsystem attempted to read from a tracking log and detected invalid log data. The tracking log is identified by *dsname* in the subsequent DFS4013W message.

System action: If a secondary copy of the tracking log is usable, data from it is used and processing continues.

If all copies of the tracking log experience an error, the tracking log is deleted. The data is then obtained from the active site using gap processing. The process that caused the tracking log read to be done is terminated early.

Operator response: If online forward recovery of a shadow database or area ended early after this message is issued, restart the database or area after the gap is filled.

Related information:

“DFS4013W”

DFS4014I TRACKING LOG CLOSE ERROR,
FUNCTION = *function*, RC = *nnnnnnnn*,
DSN = *dsname*

Explanation: An error was detected while the tracking log data set identified by *dsname* attempted to close.

In the message text:

dsname Identifies the tracking log data set that experienced the error.

nnnnnnnn Identifies the return code, which is function dependent. For additional information, see the description for the function identified in the message you received.

function Identifies the operation being attempted, and is one of the following functions:

CLOSE The tracking subsystem cannot close the tracking log data set identified by *dsname*.

nnnnnnnn: The reason code from the BASAM CLOSE macro.

DBRC The tracking subsystem cannot register the closing information with DBRC.

If the data set identified by *dsname* is an archive data set and the error is detected as part of automatic archive processing, the data set is deleted and the archive attempt is retried. If the tracking log data set is being closed as part of the tracking subsystem restart processing, the entry is removed from RECON and the data set is deleted. The data is obtained from the RSR active site automatically when the restart completes.

nnnnnnnn: The return code from DBRC.

LSN The tracking subsystem detected that the last log record in the data set does not match the RECON record entry for the data set.

The data set entry is removed from the RECON and the data set is deleted. The data is obtained from the active site automatically by gap processing.

nnnnnnnn: Is zero.

System action: The tracking subsystem continues processing.

Operator response:

If *function* indicates a BSAM CLOSE error, resolve the error indicated by the return code. All other functions

DFS4015I • DFS4017A

are automatically handled by the tracking subsystem.

Module: DFSLRDDE, DFSLRRDD, DFSLRRDH, DFSLRRDR, DFSLRRDX

DFS4015I ERROR ON TRANSPORT MANAGER FORGET, RETURN CODE=*nnnn*

Explanation: An error was returned from a Transport Manager Subsystem (TMS) FORGET request during tracking subsystem termination or as a result of a /STOP SERVGRP command. The return code *nnnn* can have these values:

Return code

	Description
04	At least one conversation is not completely deallocated. You have been disconnected from the TMS address space and your VTAM ACB has been closed, but local storage has not been freed.
08	FORGET already in progress or invalid IDTOKEN or double failure during FORGET.
0C	An MVS LINK macro failed.

System action: The tracking subsystem continues processing.

Module: DFSLRMST

DFS4016A SYNCHRONOUS TMS IDENTIFY ERROR, RETURN CODE=*nnnn* REASON CODE=*rrrr*

Explanation: An error was returned from the initial IDENTIFY request to the Transport Manager Subsystem (TMS) during tracking system initialization or as a result of a /START SERVGRP command. The following describes the return codes and reason codes:

Return code (hex)

	Description
4	The entity name is currently in use or a reserved name was used.
8	Resource failure.

Reason code (hex)

	Description
4	Storage shortage.
8	VTAM storage shortage.
C	VTAM applid not available.
10	VTAM not available.
14	The TMS instance specified by TMSNAME (or defaulted) not available.
18	Failure during activation.
1C	Abnormal termination during IDENTIFY processing.
20	Nonzero return code from the MVS RESMGR macro.
C	Environment error.

Reason code (hex)

Description

4	The issuer is not in key 7, supervisor state.
8	TMS code cannot be loaded or is at the wrong level.
C	A VTAM SETLOGON request failed.
10	An MVS LINK macro failed.
10	Unusual VTAM OPEN error. Some of these failures are caused by VTAM definitional errors or operational errors.
14	At least one parameter value is invalid.

Reason code (hex)

Description

4	ASCTOK is invalid.
8	TMSNAME is invalid. Only one name per ASCTOK is allowed.

For more information about the IDENTIFY function return codes, see the Transport Manager interface functions and return code information.


System action: The tracking subsystem processing continues.

Operator response: Start the transport manager subsystem if indicated by the return or reason codes and issue the /START SERVGRP command.

If the return or reason codes indicate a VTAM or tracking subsystem definitional error, correct the error.

Module: DFSLRIN1

Related reference:

 Transport Manager Subsystem interface function and return codes (Messages and Codes)

DFS4017A ASYNCHRONOUS TMS IDENTIFY ERROR, REASON CODE=*rrrr*

Explanation: An error was returned from the Transport Manager Subsystem (TMS) upon completion of the tracking subsystem IDENTIFY request.


The reason code *rrrr* is the TMS status exit return code displayed in hexadecimal format. For more information, see the Transport Manager interface functions and return code information.

System action: The tracking subsystem continues processing without identifying to TMS and without conversations with the active subsystems.

Operator response: Take action appropriate to the reason code given in the message.

Module: DFSLRIN1

Related reference:

 Transport Manager Subsystem interface function and return codes (Messages and Codes)

**DFS4018I TMS ALLOCATE CONVERSATION
ERROR RETURN CODE=nnnn
REASON CODE=rrrr**

Explanation: An error was returned from a Transport Manager Subsystem (TMS) ALLOCATE conversation request during tracking subsystem initialization or as a result of a /START SERVGRP command. The following describes the return codes and reason codes:

Reason code

	Description
08	Resource failure.
	Reason code
	Description
	04 Storage shortage
	0C Conversation token shortage
10	The transport manager subsystem is no longer available.
14	At least one parameter value is invalid.

Reason code

	Description
	00 Identify token parameter is invalid
	04 Buffer parameter is invalid
63	Asynchronous error.


The reason code is the TMS status exit return code displayed in hexadecimal format. For more information, see the Transport Manager interface functions and return code information.

System action: For return code X'14', the message is followed by abnormal termination (abend 0380-02) of the tracking subsystem. Processing continues normally for all other return codes.

Operator response: For return code X'10', start the transport manager subsystem, then issue the /STOP SERVGRP followed by the /START SERVGRP command.

Module: DFSLRCS0, DFSLRICN

Related reference:

 Transport Manager Subsystem interface function and return codes (Messages and Codes)

**DFS4019I TMS ACCEPT CONVERSATION
ERROR RETURN CODE=nnnn
REASON CODE=rrrr**

Explanation: An error was returned from a Transport Manager Subsystem (TMS) ACCEPT conversation request. This list describes the return codes and reason codes:

Return code (hex)

	Description
10	TMS was no longer available.
14	At least one parameter value is invalid:

Reason code

	Description
00	identify token parameter is invalid
04	buffer parameter is invalid
08	conversation token parameter is invalid
12	conversation state invalid for ACCEPT function
63	Asynchronous error


The reason code is the TMS status exit return code displayed in hexadecimal format. For more information, see the Transport Manager interface functions and return code information.

System action: If the return code is X'14', the message is followed by abnormal termination (abend 0380-03) of the tracking subsystem. Processing continues normally for all other return codes.

Operator response: For return code X'10', start the transport manager subsystem, then issue the /STOP SERVGRP followed by the /START SERVGRP command.

Module: DFSLRCS0, DFSLRICN

Related reference:

 Transport Manager Subsystem interface function and return codes (Messages and Codes)

**DFS4020I LOG DATA TRANSMISSION TO
SERVICE GROUP gggggggg
TEMPORARILY SUSPENDED.**

Explanation: The attempt to send log data to service group gggggggg failed because of a VTAM buffer shortage for Transport Manager Subsystem (TMS).


System action: Sending of log data to service group gggggggg is suspended until the next online log data set (OLDS) switch.

Operator response: Check your VTAM tuning. See the information about VPACING and IOBUF. Issue a /SWITCH OLDS command to switch the OLDS and begin again the sending of log data.

You can also increase the maximum number of TMS buffers in the LBUFMAX() parameter of the IMS.PROCLIB member DFSRSRxx.

Module: DFSFLLRD0

Related concepts:

 Defining the Transport Manager Subsystem to VTAM (System Definition)

**DFS4021I RSR sssssssss SERVICE FAILED,
SERVICE GROUP gggggggg,
RC=nnnnnnnnn, RSN=rrrrrrrr**

Explanation: The attempt to use RSR service sssssssss referencing service group gggggggg failed with return

DFS4022I • DFS4025I

code *nnnnnnnn* and reason code *rrrrrrrr*. The service is one of the following values:

ACCEPT

issued by module DFSLLRX1

ALLOCATE

issued by module DFSLLRS0

DEALLOCATE

issued by module DFSLLRP0 or DFSLLRX1

FORGET

issued by module DFSLLRP0

IDENTIFY

issued by module DFSLLRS0

SEND issued by module DFSLLRD0


For more information, see the Transport Manager interface functions and return code information.

System action: Processing continues.

Operator response: If the message indicates that an ALLOCATE or ACCEPT failed with return code of 14 (hexadecimal) and reason code 4. Check that the OLDS or batch log data set block size. This block size should not be larger than 32708 bytes in an RSR environment.

Module: DFSFDLS0

Related reference:

 Transport Manager Subsystem interface function and return codes (Messages and Codes)

DFS4022I ATTEMPT TO OBTAIN SERVICE GROUP NAME LIST FAILED, RC=*nnnnnnnn*.


Explanation: Logger module DFSLLRS0 called DBRC to get a list of the service group names in the global service group. DBRC returned nonzero return code *nnnnnnnn*. For these codes, see the DBRC request return code information.

System action: The attempt to start or refresh RSR communication by the logger terminates.

Operator response: If you can find and rectify the DBRC problem, logger processing can be tried using the /START SERVGRP command. If not, call IBM Software Support for assistance.

Module: DFSFDLS0

Related reference:

 DBRC request return codes (Messages and Codes)

DFS4024I START|STOP SERVGRP|ISOLOG PROCESSING (COMMAND|INTERNAL) COMPLETE

Explanation: For an active subsystem:

- If the message indicates that /START SERVGRP processing is complete, it means that the logger asked for a service group list from DBRC. It then

tried to identify to the Transport Manager Subsystem (TMS), and has received a response to all attempts to allocate conversations.

- If the message indicates that /STOP SERVGRP processing is complete, it means that a response was received for all attempts to deallocate conversations and FORGET has been issued.
- If the message indicates COMMAND COMPLETE, it means that the processing was initiated by an /START or /STOP command. If the message indicates INTERNAL COMPLETE, it means that the processing was internally generated. /START SERVGRP processing is internally generated during OLDS switch in response to suspended or lost conversations.

For a tracking subsystem:

- If the message indicates that /START SERVGRP processing is complete then the tracking subsystem has attempted to identify to TMS. If successful, it attempted to establish a conversation with an isolated log sender (ILS) at the active site and is attempting (or has attempted) to establish conversations with the active subsystems.
- If the message indicates that /STOP SERVGRP processing is complete then the tracking subsystem has terminated conversations with active subsystems and ILS. It is no longer identified to transport manager.
- If the message indicates that /START ISOLOG processing is complete then the tracking subsystem has attempted to establish a conversation with an isolated log sender at the active site if a conversation was not already established. If a conversation is established, the tracking subsystem has initiated gap fill processing for any gaps that were in "waiting" status.
- The message at the tracking subsystem always indicates COMMAND COMPLETE.

System action: Processing continues.

Module: DFSFDLS0, DFSLRMST

DFS4025I WRITE ERROR DETECTED DURING TRUNCATION, ATTEMPTING RETRY FOR: *subsystem*

Explanation: A write error was detected while writing to all copies of a tracking log data set during log truncation for an unplanned takeover. The current truncation process terminates and a new one is initiated for subsystem *subsystem*. The log truncation attempt is attempted only once. If a write error is detected during the log truncation attempt, user abend 0381 occurs with subcode X'20'.

System action: The log truncation process is tried for the active subsystem tracking logs.

Module: DFSLRLTS

DFS4026I TRUNCATION POINT FOR *subsystem* PRIOR TO RESTART IS: *lsn*

Explanation: If there is an allocation failure during log truncation, IMS terminates abnormally with code 0381 subcode X'20'. You receive this message after message DFS2934I during emergency restart after the abend.

subsystem is the subsystem name of the active IMS subsystem whose tracking log data sets are undergoing truncation, and *lsn* is the log sequence number for the prior truncation point.


System action: An unplanned takeover completes with the truncation point listed in message DFS2935I.

System programmer response: If the truncation point given in this message is different from the truncation point given in message DFS2935I. If the message is not issued for the indicated subsystem, take image copies of all affected databases and areas as soon as possible. Then start a new active subsystem.

Module: DFSLRLTS

Related information:

"DFS2935I" on page 609

 IMS abend 0381

DFS4027I DATABASE LEVEL TRACKING NOT SUPPORTED BY DC CONTROL TRACKING SYSTEM. CHANGED TO RECOVERY LEVEL TRACKING.

Explanation: A DCCTL subsystem at the tracking site was initialized in database level tracking mode. DCCTL does not support database level tracking.

System action: The DCCTL subsystem is initialized in recovery level tracking mode.

System programmer response: No action is required.

Module: DFSRSRI0

DFS4028I FEATURE FOR TRACKING LEVEL SPECIFIED NOT INSTALLED. SYSTEM WILL CONTINUE WITH RLT OR NO TRACKING

Explanation: Either you specified TRACK=RLT or TRACK=DLT in the IMS procedure but no Remote Site Recovery (RSR) feature is installed; or TRACK=DLT was specified, but only the RLT feature is installed.

System action: If no RSR feature is installed, the system continues as if TRACK=NO was specified. If the RLT feature is installed but TRACK=DLT was specified, the system continues as if TRACK=RLT was specified.

System programmer response: No action is required.

Module: DFSRSRI0

DFS4029I UNEXPECTED RSR STATUS EXIT - TYPE *ttttttt*, RC=*nnnnnnnn*, RSN=*rrrrrrrr*, SERVICE GROUP *88888888*


Explanation: This message was requested by the status exit module, DFSLLRX1. The exit routine is either not the expected type (ALLOCATE COMPLETE when ALLOCATE is not in progress for that service group, for example) or an expected exit routine gets an unexpected return code. The values are taken from the status exit area.

For more information, see the Transport Manager interface functions and return code information.

System action: Processing continues.

Module: DFSFDLS0

Related reference:

 Transport Manager Subsystem interface function and return codes (Messages and Codes)

DFS4030A TRUNCATION FAILURE, ARCHIVE DATA SET DEFINITION MISSING

Explanation: This message is issued at the start of log truncation during unplanned takeover processing if the data set being truncated is an archive SLDS, and no ARCHDEF or ARCHDEF keyword is provided in the DFSRSRxx member. It is followed by an abnormal termination of the tracking IMS with abend 0381. The accompanying reason code in register 15 is X'25'.

System action: The tracking IMS subsystem abnormally terminates.

Operator response: Perform an emergency restart of the tracking IMS with the ARCHDEF and ARCHDEF keywords defined in the DFSRSRxx member.

Module: DFSLRLTS

DFS4031A RSR *version* POSITION DATA SET FOUND FROM *timestamp*

Explanation: A remote site recovery (RSR) tracking IMS successfully allocated and read from an RSR position data set during COLD start processing. The position data set was created by an IMS running at the *version* level, and it created the position data set at *timestamp*.

version can be one of the following values:

- 8.1 The RSR position data set was created by an RSR tracking IMS running at Version 8 Release 1 level.
- 9.1 The RSR position data set was created by an RSR tracking IMS running at Version 9 Release 1 level.
- 10.1 The RSR position data set was created by an RSR tracking IMS running at Version 10 Release 1 level.

- 11.1 The RSR position data set was created by an RSR tracking IMS running at Version 11 Release 1 level.
- 12.1 The RSR position data set was created by an RSR tracking IMS running at Version 12 Release 1 level.
- 13.1 The RSR position data set was created by an RSR tracking IMS running at Version 13 Release 1 level.

timestamp is a packed decimal time stamp.

System action: The system issues WTOR DFS4032A message and waits for an operator response.

System programmer response: If the position data set is not valid (for example, it was created by an IMS running at the wrong version or at the wrong time), take the following steps:

1. Reply N to complete the cold start of the RSR tracking IMS.
2. Shut down the RSR tracking IMS and delete the position data set.
3. Find the correct position data set and catalog it if it is not already cataloged.
4. Cold start the RSR tracking IMS.

If a valid position data set is not available, the cold start can be continued; however, you must shut down and restart all RSR active IMS subsystems before the RSR tracking IMS processes the contents of their log records.

To avoid RSR shadow database corruption, new image copies of all covered databases must be installed where the run time of the image copy takes place after all RSR active IMS subsystems accessing the database have shut down.

Module: DFSLRING

Related information:

"DFS4032A"

DFS4032A USE RSR POSITION DATA SET (Y OR N)?

Explanation: A remote site recovery (RSR) tracking IMS successfully allocated and read from an RSR position data set during cold-start processing and issued message DFS4031A. If this is the correct position data set for the RSR tracking IMS to use, reply Y to the WTOR generated by this message. If this is not the correct position data set, reply N and cold start processing will proceed. Be aware that the RSR tracking IMS will not process any data from RSR active site IMS subsystems that is created before tracking an IMS cold start. Only log data from new active IMS subsystems is processed. If you reply with something other than Y or N, messages DFS4031A and DFS4032A are reissued. Cold start processing is suspended until you reply Y or N.

System programmer response: Determine if the version and time stamp supplied with message DFS4031A are valid. If they are, reply Y to the message WTOR. If they are not, reply N.

Module: DFSLRINS

Related information:
"DFS4031A" on page 877

DFS4033I ERROR DETECTED WRITING TO POSITION DATA SET

Explanation: An error was detected trying to write to the IMS Remote Site Recovery position data set during Remote-Site Recovery (RSR) tracking IMS termination. This message is followed by SYNAD exit information in message DFS2910I. A cold start of the RSR tracking IMS cannot establish the current routing position. Log data from the IMS systems that remain active through RSR termination and restart is ignored. Only log data from new IMS systems is processed. At the tracking site, reinstall any databases that are updated by the IMS systems that were active and remained active.

System action: IMS termination of the RSR tracking system continues.

System programmer response: Attempt a warm or emergency restart of the tracking IMS. Avoid a cold start if at all possible. Determine the cause of the write error from the DFS2910I message and correct the problem. If the problem persists, collect diagnostic information and report the problem to IBM.

Module: DFSLRTRM

Related information:
"DFS2910I" on page 600

DFS4034A TRACKING LOG DATA SET OPEN ERROR, RC = xxxx, dsn=dsname

Explanation: The tracking subsystem is unable to open the indicated position data set, *dsname*. RC *xxxx* is the BSAM OPEN macro return code related to this error.

System action: If the open error occurs, during initialization, on the secondary copy after an error on the primary copy, the tracking IMS subsystem stops cold start processing. If the open error occurs during shutdown processing, IMS abends with a 0381 abend code, and register 14 contains reason code 0003.

Operator response: Contact the system programmer.

Programmer response:

Resolve the cause of the OPEN error. Before shutting down the tracking IMS, manually delete the position data set that is identified in the message text. If you do not delete the position data set, IMS terminates abnormally during shutdown with user abend 0381, reason code 1B, in DFSLRTRM.

Module: DFSLRDOP

DFS4034I POSITION DATA SET OPEN ERROR,
RC = xxxx, dsn=dsname

Explanation: The tracking subsystem is unable to open the indicated position data set, *dsname*. RC *xxxx* is the BSAM OPEN macro return code related to this error.

System action: If the open error occurs, during initialization, on the secondary copy after an error on the primary copy, the tracking IMS subsystem stops cold start processing. If the open error occurs during shutdown processing, IMS abends with a U0381 abend code, and register 14 contains reason code 0003.

System operator response: Contact the system programmer.

Programmer response:

Resolve the cause of the OPEN error. Before shutting down the tracking IMS, manually delete the position data set that is identified in the message text. If you do not delete the position data set, IMS terminates abnormally during shutdown with user abend 0381, reason code 1B, in DFSLRTRM.

Module: DFSLRDOP

DFS4035A ROUTING SUSPENDED -- reason

Explanation: Log routing on the Remote Site Recovery (RSR) tracking subsystem is suspended. The cause of the suspension is related to the state of the Extended Recovery Facility (XRC) session specified in the DFSRSRxx PROCLIB member. *reason* can be one of the following:

XRC CONSISTENCY TIME IS ZERO

The XRC consistency time for the XRC session is zero so log routing cannot proceed.

XRC CONSISTENCY TIME IS NOT ADVANCING

The XRC consistency time for the XRC session is not advancing so log routing cannot proceed. This message is issued at regular intervals as long as the XRC consistency time is not updated.

XRC VOLUME NOT DUPLEXED

One or more volumes on the XRC session are not in the duplex state (volume initialization has not completed) so log routing cannot proceed.

NO RESPONSE FROM XRC SERVICE

A tracking subsystem call to the system data mover (SDM) API with the ANTRQST macro to obtain the XRC consistency time has exceeded the wait-time specified on the ANTRQST request.

System action: Processing continues but routing does not occur until there is an updated consistency time for the XRC session or until all volumes in the session have been initialized.

Operator response: The response depends upon the reason for the suspension, as follows:

XRC CONSISTENCY TIME IS ZERO

Verify that the state of the XRC session is as desired. If you wish to allow log routing to continue without synchronizing with the XRC session, enter a /STOP XRCTRACK command on the tracking subsystem.

XRC CONSISTENCY TIME IS NOT ADVANCING

If activity on the XRC volumes in the session has quiesced, and you wish to allow log routing to continue, enter a /STOP XRCTRACK command on the tracking subsystem.

XRC VOLUME NOT DUPLEXED

Verify that the state of the XRC session is as expected. If you wish to allow log routing to continue without synchronizing with the XRC session, enter a /STOP XRCTRACK command on the tracking subsystem.

NO RESPONSE FROM XRC SERVICE

Contact IBM to resolve the problem with the XRC service. If you wish to allow log routing to continue without synchronizing with the XRC session, enter a /STOP XRCTRACK command on the tracking subsystem.

Module: DFSLRXRC

**DFS4036I CONVERSATION
 BEGUN| ENDED| ENDING WITH
 SERVICE GROUP gggggggg.**

Explanation: This message is issued at the beginning and end of each logger-to-logger conversation.

When the message is CONVERSATION ENDING WITH SERVICE GROUP *gggggggg*, it indicates that IMS has an active conversation with a remote site during shutdown. Shutdown does not complete until the remote site deallocates the conversation, at which time the following form of the message is issued:
 CONVERSATION ENDED WITH SERVICE GROUP *gggggggg*.

System action: Processing continues.

Module: DFSLRS0

**DFS4037A UNEXPECTED CONSISTENCY TIME
 FROM XRC SERVICE: time**

Explanation: A tracking subsystem call to the system data mover (SDM) API to obtain the consistency time for the XRC session specified in the DFSRSRxx PROCLIB member returned a time that is less than the consistency time previously obtained. The unexpected consistency time is displayed in the message.

System action: The tracking subsystem ignores the unexpected consistency time. Processing continues but routing does not occur until there is a new consistency time for the XRC session that is greater than the consistency time that was previously obtained.

Operator response: Verify that the state of the XRC session is as intended. To allow log routing to continue without synchronizing with the XRC session, enter a /STOP XRCTRACK command on the tracking subsystem.

Module: DFSLRXRC

DFS4039A UNABLE TO OBTAIN XRC CONSISTENCY TIME --reason

Explanation: A tracking subsystem call to the system data mover (SDM) API with the ANTRQST macro to obtain the XRC consistency time for the XRC session specified in the DFSRSRxx PROCLIB member failed for one of the following reasons:

ANTRQST SERVICE NOT INSTALLED

The system data mover API (ANTRQST service) is not included in the DFSMS/MVS release.

RACF AUTHORIZATION FAILURE

The tracking subsystem is not authorized for read access to the FACILITY class profile of STGADMIN.ANT.XRC.COMMANDS.

ADDRESS SPACE NOT ACTIVE

A system data mover address space, ANTAS000 or ANTAS001, is not started or has terminated.

INVALID XRC SESSION ID

The XRC session ID specified in the DFSRSRxx PROCLIB member is invalid.

INVALID HIGH-LEVEL QUALIFIER

The XRC high-level qualifier specified in the DFSRSRxx PROCLIB member is invalid.

STATE DATA SET ALLOCATION FAILURE

XRC was unable to allocate the state data set for one of the following reasons:

- The state data set has not been pre-allocated.
- The XRC high-level qualifier specified in the DFSRSRxx PROCLIB member is invalid.
- The XRC session ID supplied in the DFSRSRxx PROCLIB member is invalid.

XRC SESSION WAS NOT STARTED

The XRC session specified in the DFSRSRxx PROCLIB member has not been started.

System action: Processing continues but log routing is suspended. The tracking subsystem attempts the ANTRQST request at regular intervals (unless ANTRQST SERVICE NOT INSTALLED is indicated).

Operator response: Correct the problem as necessary. If the problem cannot be corrected and you want to allow log routing to continue without synchronizing with the XRC session, enter a /STOP XRCTRACK command on the tracking subsystem.

Module: DFSLRXRC

DFS4041I XRC CONSISTENCY TIME WAS OBTAINED FROM THE STATE DATA SET

Explanation: To satisfy a tracking subsystem request to obtain the Extended Remote Copy (XRC) consistency time, XRC read the state data set. The XRC session is not active.

System action: Processing continues.

Operator response: No action is required.

Ensure that the XRC session is in the appropriate state.

Module: DFSLRXRC

DFS4042A DATABASE *dbname* IS NOT DEFINED IN THIS SYSTEM

Explanation: Log data for the specified database was passed to tracking logic, but the database was not defined to the IMS tracking subsystem.

System action: The log data is ignored; no database tracking is performed using the referenced log data. This message is issued each time tracking processes a record indicating the beginning of update activity for a covered database when the database is not defined to the tracking subsystem.

Operator response: Define the specified database to the tracking subsystem.

Module: DFSDT210

DFS4043A COVERED DBDS NOT REGISTERED WITH DBRC, DBD = *dbname*, DDN = *ddname*

Explanation: The tracking subsystem received a Begin-Update record from an active IMS for a database or area that is not registered with DBRC. For a DEDB, *ddname* is the area name.

System action: The tracking subsystem continues processing.

Operator response: Register the database or area with DBRC as covered and start it with the /START DATABASE, /START AREA or UPDATE DB START(ACCESS) or UPDATE AREA START(ACCESS) command.

Module: DFSLRDBT

DFS4044A ERROR ON DATABASE *dbname* DDNAME *ddname*. FUNC=*ff* RC=*nn* LSN=*ssssssss* *ssssssss* PRI=*yyyydddfhnmmssth*

Explanation: The DL/I buffer handler returned an error on the specified database during database tracking.

Before REDO data is copied from the data space to the

database buffer, module DFSDT410 checks three conditions:

1. Is the REDO data length (DLOGDLEN) zero or negative?
2. Is the REDO offset into the buffer (DLOGDOFF) negative?
3. Does the combined offset and length exceed the block size?

If any of these conditions are true, module DFSDT410 issues message DFS40044A with FUNC=X'D3' and RC=X'10', takes a SNAP memory dump, and stops the database. REDO data must never have a zero or negative length, and it must always point inside the intended buffer.

In the message text:

```
ff      The buffer handler function code
mm      The buffer handler error reason code
sssssss ssssssss
        The log sequence number
yyyydddfhmmsth
        The PRILOG start time
```

If the error occurred as a result of z/OS compress or expand service failure, *ff* is set to FF to indicate such failure, while *mm* is the error code from z/OS compress/expand services.

System action: Stop of the shadow database is initiated.

Operator response: Print log records from the tracker subsystem OLDS: type X'67', subrecord type X'FD'. Use the File Select and Formatting Print program to print these records. The OPTION PRINT control statement must specify EXITR=DFSERA30. Contact IBM Software Support if further assistance is required.

After the problem is resolved, issue /START DB or UPDATE DB START(ACCESS) command to initiate online forward recovery for the specified database.

Module: DFSDT410

DFS4045A DATABASE *dbname* STOPPING: *reason*

Explanation: An error has been detected by database tracking; the specified database is stopped. This message can be preceded by another message that identifies the specific error. The *reason* is one of the following:

- DATA SPACE STORAGE SHORTAGE
- EARLY END OF OFR
- OFR NEEDED
- ONLINE CHANGE
- INVALID ACTIVE LOG DATA
- BH ERROR
- DBRC DSPNDTRK FAILURE
- DBRC DSPNUSID FAILURE
- DBRC DSPNDOFR FAILURE
- DB AUTHORIZATION FAILURE
- DB OPEN FAILURE

- OFR DB AUTH OR OPEN FAILURE
- USN OUT-OF-SEQUENCE
- DMB CONFIGURATION ERROR
- OLR COMPLETION FAILURE
- MUST-COMPLETE STATUS FAILURE
- MUST-COMPLETE RESET FAILURE
- INACTIVE DATA SET DELETION FAILURE
- SUBSEQUENT OLR TOO EARLY

System action: Stop of the shadow database is initiated. When all internal activity related to the database is suspended, the database is closed or deallocated as appropriate and a message DFS4055I is issued.

Operator response:

- If *reason* is DATA SPACE STORAGE SHORTAGE, change the values specified in the DFSRSRxx PROCLIB member for DLIDSIZE. Increase the REDO value, or decrease the DSSIZE value. The respecified values do not take effect until a restart of the tracking subsystem. You can issue a /START DB or UPDATE DB START(ACCESS) command when you want the system to recover the database to the current state.
- If *reason* is OFR NEEDED, database information for the database was skipped when a log was processed due to the sequence in which log data was processed from different IMS subsystems. This problem occurred because processing of earlier database changes for the database had not yet completed. The earlier data has now been processed and it is appropriate to initiate online forward recovery (using /START DB or UPDATE DB START(ACCESS) command) for each specified database. Restore from an image copy should not be necessary before initiating online forward recovery.
- If *reason* is ONLINE CHANGE, no user action is required.
- If *reason* is INVALID ACTIVE LOG DATA, save and verify the active subsystem log data to identify and correct the problem. Contact IBM Software Support if further assistance is required.
- If *reason* is USN OUT-OF-SEQUENCE, see the preceding DFS4152A message for an explanation of the condition that caused the shadow database to be stopped.
- If *reason* is SUBSEQUENT OLR TOO EARLY, the tracking of database changes for a HALDB online reorganization (OLR) started before all of the changes for a previous OLR were hardened in a restart milestone. This is followed by message DFS4055I. By the time the DFS4055I message is issued to indicate that the process of stopping the partition has been completed, the updates from all the log records from the previous OLR were hardened. At that time the partition can be started immediately with a /STA DB command.

For additional information and appropriate actions for all other reasons, see the preceding message that identified the error.

Module: DFSDT180

DFS4046A UNABLE TO OBTAIN STORAGE IN DL/I DB TRACKING DMB POOL, DMB=*dbdname*

Explanation: A data management block (DMB) pool shortage was detected. The system was attempting to load the DMB block for the requested shadow database that must be opened for database tracking. The size of the DMB pool must be large enough to accommodate all DMBs that are actively being tracked.

System action: Stop of the shadow database is initiated.

Operator response: Obtain the DMB size from the output display from ACBGEN. After the DMB pool size is increased, restart the tracker subsystem and issue /START DB or UPDATE DB START(Access) command to initiate online forward recovery for the specified database.

Module: DFSDT310

DFS4047A UNABLE TO OBTAIN DL/I DB TRACKING DSG STORAGE FOR DMB=*dbdname*

Explanation: The attempt to get space to build a "dummy" DSG block for the specified DMB for database tracking failed.

System action: Stop of the shadow database is initiated.

Operator response: Provide more virtual storage space in DL/I private above the line. Then issue a /START DB or UPDATE DB START(Access) command to initiate online forward recovery for the specified database.

Module: DFSDT310

DFS4048I DBRC ACTIVE SERVICE GROUP NAME CHANGED FROM *sgname1* TO *sgname2*

Explanation: During start service group processing, DBRC returned a list of service groups. In that list, the active service group name was different from the name currently in use.

System action: Start service group processing is discontinued.

Operator response: Ensure that the active service group name for this IMS has not been altered in the RECON. If you want to change the active service group name, issue the /STOP SERVGRP command to stop current activity (using the current service group name). Then issue the /START SERVGRP command to start processing with the new name.

Module: DFSLLR0

DFS4049I ACTIVE IMS SERVICE GROUP NAME NOT DEFINED TO DBRC

Explanation: During start service group processing, no active service group was indicated in the list of service groups returned by DBRC.

System action: Start service group processing is discontinued.

Operator response: Ensure that an active service group is defined to DBRC for this global service group.

Module: DFSLLR0

DFS4050A INVALID DL/I TRACKING DB ORGANIZATION, DMB=*dbdname*

Explanation: The data management block (DMB) loaded from ACBLIB is not one that is supported by remote site recovery tracking. The most likely cause of this error is a mismatch between the DMB on the active and the one on the tracker subsystem.

Remote site recovery support is provided for DL/I HDAM, HIDAM, HISAM, PHDAM, PHIDAM, and SHISAM databases.

System action: Stop of the shadow database is initiated.

Operator response: Verify the database organization for the specified database.

Module: DFSDT310

Chapter 85. DFS messages, DFS4051I - DFS4100I

This topic contains the following messages:

DFS4051I DATABASE *partname* HAS SUSPENDED TRACKING

Explanation: A /DBR command for a HALDB master was entered on an IMS tracking system, and the required processing for *partname* is complete. In the message text, *partname* is one of the partitions for this HALDB master.

System action: Changes to the HALDB partition are no longer being tracked. The shadow partition *partname* was closed, unauthorized, and deallocated. However, the shadow partition itself was not stopped.

Operator response: Take one of the following actions:

- Resume tracking changes to the HALDB partition (and to the other partitions of the HALDB that are not stopped). Enter the /START DATABASE or UPDATE DB START(ACCESS) command for the HALDB master.
- Resume tracking changes to this partition but not to the other partitions in the HALDB master:
 1. Enter the /DBR DATABASE or UPDATE DB STOP(ACCESS) command for all of the HALDB master shadow partitions that are not stopped.
 2. Enter the /START DATABASE or UPDATE DB START(ACCESS) command for the HALDB master.

Module: DFSDT180

DFS4052A DL/I DB TRACKING AUTHORIZATION FAILURE, DMB=*dbname*, DBRC RC=*nn*

Explanation: On receipt of the first log record for the shadow database (indicated by *dbname*) that caused database tracking activity, DBRC was requested to grant database authorization and validate the current set of log records to be applied to the database. The DBRC authorization request failed with *nn* as the reason code. The following list indicates the explanation and action for each reason code:

For *nn*=02

Explanation: The database is not registered in the RECON data set.

For *nn*=03

Explanation: The database status prohibits further authorization in the DBRC RECON data set due to a global /DBR, /STOP command or due to an internal database stop command.

System action: The database indicated by *dbname* is stopped for the tracking subsystem.

Programmer response: Take the following actions:

1. Analyze the reason for the status that prohibits further authorization, and take the required action, if necessary.
2. Reset the authorization status for the database by issuing the DBRC command CHANGE.DB AUTH, or restart the database by entering a /START GLOBAL command in this subsystem.

Explanation: The database is marked in the DBRC RECON data set as needing an image copy.

System action: The database indicated by *dbname* is stopped for the tracking subsystem.

Programmer response: Receive an image copy of the data base and restart it using the /START command.

For *nn*=06

Explanation: The database is marked in the DBRC RECON data set as needing recovery.

System action: The database indicated by *dbname* is stopped for the tracking subsystem.

Programmer response: Run the Database Recovery utility, DFSURDB0, for the database indicated by *dbname*. After the utility completes successfully, restart the database with the /START command.

For *nn*=20

Explanation: The database indicated by *dbname* is not registered with DBRC, and the FORCER option is specified in the DBRC RECON data set record.

System action: The database indicated by *dbname* is stopped for the tracking subsystem.

Programmer response: Register the database indicated by *dbname* with DBRC and restart it with the /START command.

For *nn*=22

Explanation: The database indicated by *dbname* is currently authorized to another subsystem.

System action: Authorization for the requested activity is denied.

DFS4053A

System programmer response: The database is being tracked by the RSR tracking subsystem. The attempted activity is not allowed.

For *nn=23*

Explanation: An attempt was made to update a recovery-level tracking database on an RSR tracking subsystem.

System action: Authorization for the requested activity is denied.

System programmer response: Recovery-level tracking for the databases cannot be updated. Change the tracking status for the database to database-level tracking, receive an image copy of the database, and recover the database by issuing the /START command.

For *nn=24*

Explanation: On an RSR tracking subsystem, log data is missing from the RSR active site that contains update records for the database.

System action: Authorization for the requested activity is denied.

Programmer response: Wait for the missing log data to be received from the RSR active site. Perform the activity again after ensuring that all active site log data is available at the tracking site.

You can determine if gaps exist by issuing the /DISPLAY TRACKING STATUS command and examining the GAPS section of the output.

For *nn=26*

Explanation: On an RSR tracking subsystem, records from an earlier update set ID were received from the RSR active site but were not applied to the database.

System action: Authorization for the requested activity is denied.

System programmer response: If data is missing from the earlier update set ID, it is automatically recovered from the RSR active site. After the log data is recovered, retry the failed activity.

For *nn=27*

Explanation: In an RSR environment, authorization was requested for a database that was not registered in the requester's global service group (GSG).

System action: Authorization for the requested activity is denied.

System programmer response: Register the database with the requester's GSG.

For *nn=28*

Explanation: The update set ID (USID) for the

database at the RSR tracking subsystem is older than the USID of the most recently received image copy.

System action: Authorization for the requested activity is denied.

System programmer response: Receive an image copy with a USID that is older than the one for the current image copy, or retry the activity after a USID has been processed by the RSR tracking subsystem that is equal to or later than the received image copy.

For *nn=29*

Explanation: On an RSR tracking subsystem, one or more required tracking database data sets have not been received.

System action: Authorization for the requested activity is denied.

System programmer response: Receive an image copy for the database and retry the activity.

Module: DFSDT310

DFS4053A DBRC END TRACK FAILURE ON DATABASE *dbdname* **RC=nn** **LSN=llllllll**
llllllll **PRI=yyyydddffhhmmssth**

Explanation: The attempt to notify DBRC that the specified database has been taken offline by the active subsystem (for example /DBR) failed.

In the message text:
dbdname

The database for which notification to DBRC failed.

nn The DBRC reason code, which indicates that an internal error was detected when log router invoked DBRC. For additional information, see the DBRC return code information.

llllllll **llllllll**

The log sequence number.

yyyydddffhhmmssth


The PRILOG start time.

System action: Stop of the shadow database is initiated.

Operator response: Call IBM Software Support for assistance.

Module: DFSDT300

Related reference:

 DBRC request return codes (Messages and Codes)

DFS4054A END-TRACKING FAILURE ON DATABASE *dbdname* RC=*nn*

Explanation: The attempt to notify DBRC when the specified shadow database becomes unavailable (for example /DBR on tracking subsystem or I/O error) failed.

In the message text:

dbdname

The database for which notification to DBRC failed.


nn The DBRC error return code, which indicates that an internal error has been detected. For additional information about the return codes from an early end of database tracking, see the DBRC return code information.

System action: Stop of the shadow database is completed.

Operator response: Call IBM Software Support for assistance.

Module: DFSDT180

Related reference:

 DBRC request return codes (Messages and Codes)

DFS4055I DATABASE *dbdname* IS STOPPED

Explanation: A /DBR command has been entered or an error has been detected during database tracking, and the specified shadow database has been stopped. If the message is issued due to an error, it is always preceded by another message that identifies the specific error.

System action: Stop of the shadow database is completed. Stop processing includes termination of tracking for the database, and database close, unauthorization and deallocation.

Operator response: If stop of the shadow database was a result of an error, issue /START DATABASE command to resume tracking for the specified database after the error has been corrected.

Module: DFSDT180

DFS4056I DATABASE *dbname* STARTED

Explanation: In a remote site recovery tracking subsystem, the database *dbname* was recovered to current database tracking state. It will be updated further as part of normal database tracking.

System action: The database state is changed such that normal database tracking can occur.

Module: DFSDT180

DFS4057A DBRC NUSID FAILURE ON DATABASE *dbdname* RC=*nn* LSN=*llllllll* *llllllll* PRI=*yyyydddffhmmsssth* USID=*uuu*

Explanation: DBRC was requested to validate the current set of log records to be applied to the shadow database. The validation failed and the current set of log records cannot be applied.

In the message text:

dbdname

The shadow database for which validation failed.

nn The DBRC reason code. For additional information, see the DBRC return code information.

llllllll *llllllll*

The log sequence number.

yyyydddffhmmsssth

The PRILOG start time.


uuu The update set identifier for the database specified by *dbdname*.

System action: Stop of the shadow database is initiated.

Operator response: Call IBM Software Support for assistance.

Module: DFSDT300

Related reference:

 DBRC request return codes (Messages and Codes)

DFS4058A DBRC END STREAM FAILURE. RC=*nn* PRI=*yyyydddffhmmsssth*

Explanation:

The attempt to notify DBRC of the end of an active log failed.

In the message text:

nn The return code from DBRC. For additional information, see the DBRC return code information.

yyyydddffhmmsssth


The PRILOG start time.

System action: Processing continues.

Operator response: Call IBM Software Support for assistance.

Module: DFSDT300

Related reference:

 DBRC request return codes (Messages and Codes)

DFS4060I DL/I BACKLOG 25.199 PSTS 1 2 5% BUSY 255 Q-MOVES

Explanation: This informational message indicates processing activity status in a tracking subsystem performing DL/I database tracking. It is produced when the number of active PSTs is changed by database tracking load balancing due to workload changes.

- u** is the approximate number of database records processed per second in the last load balancing interval. This number is zero for the initial interval.
- v** is the minimum DL/I PST percent busy value for an active PST during the previous load balancing interval.
- w** is the average DL/I PST percent busy value for an active PST during the previous load balancing interval.
- x** is the maximum DL/I PST percent busy value for an active PST during the previous load balancing interval.
- y** is the number of active DL/I PSTs after adjustments have been made by load balancing.
- z** is the number of database record work queue adjustments that were made by load balancing.

System action: Processing continues.

Operator response: If the tracking subsystem is processing a normal workload while the maximum tracking PSTs are used, you must define additional tracking PSTs or database I/O balancing.

Module: DFSDT340

DFS4061A INVALID MAXCONV VALUE

Explanation: The value specified in the MAXCONV keyword of a START ILS command is not within the valid range.

System action: The START ILS command fails.

Operator response: Reenter the command with a valid value.

Module: DFSIL010

DFS4062W ILS FOR GSG *gsg* NOT *action* DUE TO STATE: *state*

Explanation: An isolated log sender (ILS) command failed because the state of an ILS instance was incompatible with the command. *gsg* is the global service group (GSG) name, identifying the instance of ILS. *action* is the command action requested:

- STARTED. Start fails if an ILS with the same GSG name exists.
- STOPPED. Stop fails if the target instance of ILS is already stopping.

- DISPLAYED. Display fails if the target instance of ILS is starting or stopping.

state is the existing state of the ILS instance:

- RSTA. In the process of starting.
- STA. Started.
- RSTO. In the process of stopping.

System action: The command action is not performed.

Operator response: Reenter the command when the ILS instance is in an appropriate state.

Module: DFSIL010

DFS4063I START | STOP FOR ILS *gsg* IN PROGRESS

Explanation: START or STOP for an instance of the IMS isolated log send (ILS) component has been initiated. Completion is asynchronous and is identified by another message. *gsg* is the global service group (GSG) name, identifying the instance of ILS.

System action: Asynchronous processing of START or STOP occurs.

Module: DFSIL010

DFS4064W ILS FOR GSG *gsg* DOES NOT EXIST

Explanation: A DISPLAY or STOP command referenced a specific isolated log sender (ILS) instance about which the system has no knowledge. *gsg* is the global service group (GSG) name, identifying the instance of ILS that could not be found.

System action: No command action is performed for the GSG identified in the message.

Operator response: Specify the correct GSG name or enter a transport manager subsystem START ILS(*gsgname*) command.

Module: DFSIL010

DFS4065A UNABLE TO START ILS FOR GSG *gsg* (COULD NOT START DBRC)

Explanation: An instance of the IMS isolated log sender (ILS) could not be started because a copy of DBRC to support it could not be started (additional messages should describe the problem with DBRC). *gsg* is the global service group (GSG) name, identifying the instance of ILS.

System action: All knowledge of the instance of ILS is discarded.

Operator response: Resolve the problem with starting DBRC and reissue the Transport Manager Subsystem (TMS) START ILS(*gsgname*) command.

Module: DFSIL110

DFS4066I ILS FOR GSG *gsg* STOPPED

Explanation: An instance of the IMS isolated log sender (ILS) has stopped and all knowledge of the instance has been discarded. *gsg* is the global service group (GSG) name, identifying the instance of ILS. The actual cause of the stop is a Transport Manager Subsystem (TMS) STOP ILS(*gsgname*) command or one of a number of error conditions that generate descriptive messages.

System action: All knowledge of the instance of ILS is discarded.

Operator response: If you want an operational instance of ILS supporting the particular global service group, issue the TMS START ILS(*gsgname*) command.

Module: DFSIL110

**DFS4067A ILS FOR GSG *gsg* ABENDED.
CODE=*sss uuuu* REASON=*reason***

Explanation: An instance of the IMS isolated log sender (ILS) has abended. *gsg* is the global service group (GSG) name, identifying the instance of ILS. *sss* is the system abend code, hexadecimal format. *uuuu* is the user abend code, hexadecimal format. *reason* is the reason code, decimal format.

System action: See message DFS4066I.

Operator response: If this problem is a system abend, code X'AC6' (decimal 2758), see message DFS4068A. Otherwise resolve the problem causing the abend and issue a Transport Manager Subsystem (TMS) START ILS(*gsgname*) command.

Module: DFSIL110

Related information:

"DFS4066I"

"DFS4068A"

**DFS4068A DBRC (SUPPORTING ILS) ABENDED.
CODE=*sss uuuu* REASON=*reason***

Explanation: The copy of DBRC required for the IMS isolated log sender (ILS) has terminated abnormally. *sss* is the system abend code, hexadecimal format. *uuuu* is the user abend code, hexadecimal format. *reason* is the reason code, decimal format.

System action: All instances of ILS in the address space are stopped. Instances that are already started are terminated with a system abend code of X'AC6' (decimal 2758).

Operator response: Resolve the problem causing the abend and issue a Transport Manager Subsystem (TMS) START ILS(*gsgname*) command.

Module: DFSIL220

**DFS4069A ILS: TMS IDENTIFY FAILED, RC=*code*
REASON=*reason***

Explanation: The IMS isolated log sender (ILS) was unable to identify to the Transport Manager Subsystem (TMS). *code* is one of the following:

- ENTITY NAME IN USE
- RESOURCE FAILURE
- ENVIRONMENT ERROR
- UNUSUAL VTAM OPEN FAILURE
- INVALID PARAMETER

reason is the reason code, if appropriate for the return code, and is one of the following:

- STORAGE SHORTAGE
- VTAM STORAGE SHORTAGE
- VTAM APPLID NOT AVAILABLE
- VTAM NOT AVAILABLE
- TMS INSTANCE NOT AVAILABLE
- FAILURE DURING ACTIVATION
- ABEND DURING IDENTIFY
- USER NOT KEY 7/SUP STATE
- T.M. CODE NOT ACCESSIBLE / WRONG LEVEL
- SETLOGON REQUEST FAILURE
- LINK TO ELXUID0 FAILED
- ASCTOK IS INVALID
- TMSNAME IS INVALID
- REFER TO VTAM ACBERFLG VALUES

System action: The instance of ILS is stopped.

Operator response: Correct the problem and issue the TMS START ILS(*gsgname*) command.

Module: DFSIL300

**DFS4070A ILS: TMS IDENTIFY ASYNCH
FAILURE *error***

Explanation: An IMS isolated log sender (ILS) identification request to the transport manager subsystem (TMS) failed to complete without error. The transport manager subsystem reason code is shown in decimal format by *error*. This problem usually indicates that a VTAM SETLOGON failed. Transport manager subsystem messages can provide more information.

System action: The instance of ILS is stopped.

Operator response: Correct the problem and issue the transport manager subsystem START ILS(*gsgname*) command.

Module: DFSIL300

DFS4071I ILS FOR GSG *gsg* STARTED

Explanation: The IMS isolated log sender (ILS) instance serving the global service group (GSG) identified by *gsg* has completed initialization.

System action: An attempt to establish a conversation with the tracking subsystem is initiated and ILS

responds to a conversation allocation request from the tracking subsystem.

Module: DFSIL300

DFS4072A DBRC GSG/SG DEFINITION INSUFFICIENT FOR ILS GSG *gsg*.
REASON: *reason*

Explanation: During start of an instance of the IMS isolated log sender (ILS), information about the global service group (GSG, identified by *gsg*) is requested. The information available was insufficient for ILS operation. *reason* identifies the specific problem:

- UNKNOWN GSG. The global service group name is not known to DBRC.
- DBRC ERROR. A DBRC internal error was detected.
- LOGIC ERROR. ILS parameters were invalid.
- ONLY 1 SG. Only a single service group (SG) name is defined to DBRC for this global service group. ILS requires a local and a remote SG to be defined.
- NO LOCAL SG. A service group name with the "local" attribute (the name to be used for this instance of ILS) is not defined to DBRC for this global service group.
- NO REMOTE SG. A service group name without the "local" attribute (the name to be used by the tracking system to be served by this instance of ILS) is not defined to DBRC for this global service group.

System action: If *reason* is LOGIC ERROR, the instance of ILS terminates abnormally. Otherwise it just terminates.

Operator response: Add the correct information to DBRC (RECON) or use the correct GSG name, then issue Transport Manager Subsystem (TMS) START ILS(*gsgname*) command.

Module: DFSIL300

DFS4073A ILS FOR GSG *gsg* **RECEIVED ALLOCATE FROM** *type"sg sys inst comp"*

Explanation: The IMS isolated log send (ILS) component received what it considers to be an invalid request for a conversation. The global service group (GSG) being supported is identified by *gsg*. *type* specifies:

- INVALID COMPONENT. Indicates that the component name is not acceptable.
- UNKNOWN SG. Indicating that the specified service group was not known to the DBRC (RECON) being used by ILS when ILS was started.

"*sg sys inst comp*" is the four part transport manager subsystem name of the requestor.

System action: The conversation request is rejected by deallocating the conversation.

Operator response: Investigate a possible user definition error.

Module: DFSIL400

DFS4074W ILS FOR GSG.SG *gsg.sg* **ALLOCATION FAILED. R15=xx R0=yy**

Explanation: The IMS isolated log sender (ILS) encountered an error when attempting to allocate a conversation with a tracking system using ELXALOC. The global service group (GSG) and service group of the tracking system is identified by *gsg.sg*. The return and reason codes returned by ELXALOC are identified by *xx* and *yy*.

The most likely reasons are that VTAM or the Transport Manager Subsystem (TMS) is in the process of termination, which causes ILS to terminate as well. Other possibilities are resource shortages and logic errors.

System action: The conversation is not allocated.

Operator response: If VTAM or Transport Manager Subsystem (TMS) is not terminating and if this is the initial conversation with the tracking system, then contact with the tracking system must be initiated from the tracking system or the instance of ILS must be stopped and started.

If VTAM or TMS is not terminating and if this is a subsequent conversation allocation (not the first), operator action is not required because retry will be attempted the next time an additional data set is available for transport.

Module: DFSIL330

DFS4075A ILS FOR GSG.SG *gsg.sg*"SNO" **ERROR FROM SEND. R15=xx R0=yy**

Explanation: The IMS isolated log sender (ILS) encountered an unexpected error when attempting to send to a tracking system using ELXSEND. The global service group (GSG) and service group of the tracking system is identified by *gsg.sg*. The return and reason codes returned by ELXSEND are identified by *xx* and *yy*.

System action: An internal ILS restart is triggered that deallocates all conversations. IT then cleans up state information and attempts to begin anew by allocating a conversation with the tracking system.

Operator response: Pursue the problem through the service process.

Module: DFSIL350, DFSIL330

DFS4076A ILS FOR GSG.SG *gsg.sg* **INVALID MSG RECEIVED: xx**

Explanation: The IMS isolated log sender (ILS) received a message it does not understand. The global service group (GSG) and service group of the tracking system is identified by *gsg.sg*. The first portion of the message, in hexadecimal format, is identified by *xx*.

System action: An internal ILS restart is triggered that

deallocates all conversations. It then cleans up the state information, and attempts to begin anew by allocating a conversation with the tracking system.

Operator response: Pursue the problem through the service process.

Module: DFSIL330

**DFS4077I ILS FOR GSG.SG *gsg.sg* ERROR ON
function REASON: *reason***

Explanation: The IMS isolated log sender (ILS) received what it considers to be an unusual completion code for a Transport Manager Subsystem (TMS) function. The global service group (GSG) and service group being supported is identified by *gsg.sg*. The transport manager subsystem function that completed is identified by *function*. The TMS reason code is identified by *reason*.


Many of these errors are the result of network errors or failures at the tracking site.

System action: A conversation is not established between ILS and the tracking system. If other conversations exist, they continue to be used.

Operator response: If the network and tracking sites appear to be operating normally, investigate the reason codes, look for transport manager messages with error information. Use the TMS command DISPLAY DIR ILS to get information about the number of ILS conversations and whether TMS directory lists the tracking system. If ILS has no conversations allocated, you can use the TMS command STOP ILS(*gsgname*) followed by a START ILS(*gsgname*) to cause a retry.

Module: DFSIL320

Related reference:

 Transport Manager Subsystem interface function and return codes (Messages and Codes)

**DFS4078I ILS FOR GSG *gsgcontact-state* WITH
SG.SYSTEM: *sg.system***

Explanation: The communications state between the IMS isolated log sender (ILS) and a tracking system has changed. The global service group (GSG) being supported is identified by *gsg*. The *contact-state* specifies either:

IS IN CONTACT

The initial communications, that is the first conversation, was established between ILS and the tracker it serves.

HAS LOST CONTACT

Communications, that is the last allocated conversation, was lost between ILS the tracker it serves.

sg.system identifies the tracking system service group name and system name, that is, the Transport Manager Subsystem (TMS) system name.

System action: When communications are established, ILS is available to provide log data for the tracker. When communications are lost, the tracker cannot obtain log data from this copy of ILS.

Operator response: If all system and network components are operational, each tracker should be in communication with one copy of ILS. This message verifies good operation in one case and indicates a need to examine system or network status in the other case.

Module: DFSIL320

**DFS4079A ILS FOR GSG *gsg* DEALLOCATED
CONV WITH SG *sg*. *reason***

Explanation: The IMS isolated log sender (ILS) deallocated a conversation with the tracking subsystem because of a logical error. The global service group (GSG) being supported is identified by *gsg*. *sg* identifies the tracking system service group name. *reason* specifies why the action was taken:

PROTOCOL ERROR 1

The tracking system requested that a data set be sent on this conversation, but no data set is associated with the conversation.

PROTOCOL ERROR 2

The tracking system requested that a data set transfer be terminated, but no data set is waiting for send approval on the conversation.

MISMATCHED BUFFER SIZE

The buffer size used by the tracking system does not match that expected by ILS.

CONV ALREADY ESTABLISHED

A conversation allocation request was received from the tracker, but another conversation was allocated. The tracker is only allowed to initiate the first conversation. This situation can occur as a result of tracking system recovery of all conversations before ILS has detected or processed the loss of all conversations. After ILS detects and processes the loss of all conversations it attempts to establish communications with the tracker.

System action: The conversation is deallocated. If other conversations are allocated, ILS continues to service the tracker.

Operator response: Verify that ILS and the tracking system are on compatible release and maintenance levels. If so, pursue the problem through the service process.

Module: DFSIL320

DFS4085W ILS DYNALLOC *error*, RETURN CODE=*nn*, ERROR CODE=*yyyy*, INFO CODE=*zzzz*

Explanation: The IMS isolated log send (ILS) component received a nonzero return code from z/OS dynamic allocation when it attempted to allocate a log data set (OLDS or SLDS).

nn is the SVC 99 return code from register 15 in hexadecimal format. *yyyy* is the S99ERROR code in hexadecimal format. This field normally indicates the actual error. *zzzz* is the S99INFO code in hexadecimal format. Allocation information comes from the DBRC RECON data sets.

System action: If dual copies of the log data set are available (known to DBRC) and a failure has not occurred on the other copy, allocation of the other copy is attempted.

Operator response: If this message is not followed by a DFS4087A message, isolated log send operation is continuing, but examine the cause of the allocation error for potential operational problems or lost or damaged log data sets.

Module: DFSIL510

Related reference:

➡ z/OS: Interpreting error reason codes from DYNALLOC

DFS4086W ILS *type* ERROR FOR DSN=*dsn*

Explanation: The IMS isolated log send (ILS) component was unable to allocate or open a data set. *type* is either OPEN or ALLOCATION; *dsn* is the data set name for which the error occurred. For an ALLOCATION error, this message provides the data set name associated with a DYNALLOC error described by message DFS4085W. For an OPEN error, there might be console messages from other system components that provide further information.

System action: If dual copies of the log data set are available (known to DBRC) and a failure has not occurred on the other copy, allocation of the other copy is attempted.

Operator response: If this message is not followed by a DFS4087A message, isolated log send operation is continuing, but examine the cause of the error for potential operational problems or lost or damaged log data sets.

Module: DFSIL50

Related information:

“DFS4085W”

“DFS4087A”

DFS4087A ILS FOR GSG *gsg* IS UNABLE TO ACCESS LOG DATA SET(S). *action*

Explanation: The IMS isolated log send (ILS) component cannot access log data required by a tracking system. One or more DFS4085W, DFS4086W, DFS4088 — DFS4092A messages issued earlier describe the errors encountered. If dual copies of the log data set are available (known to DBRC), neither copy can be accessed. *gsg* specifies the global service group name being supported by this instance of ILS. *action* indicates system or user action to be performed.

This error is important. Significant data can be lost if a remote site takeover must be performed when this log data is unavailable at the tracking site.

System action: Transport of this particular log data is terminated.

action of DELAYED RETRY indicates that the tracking system requests this data again when it next performs its periodic checks for unknown IMS systems. The try is attempted because the error has potential to be a transient error (such as, data set in use by another job).

action of REPAIR REQUIRED indicates that the tracking system does not attempt to obtain this log data until it processes a /START ISOLOG command. The error appears to be such that operations, system programming, or database administrator action is required to make the log data accessible to ILS.

Operator response: Follow procedures to get operations, system programming, or database administration involved in diagnosing and correcting the problem. Use information from DFS4086W, DFS4087A and messages from other z/OS components to diagnose the specific problem.

Prompt action is of particular importance if the *action* of REPAIR REQUIRED is in the message. Correct the problem and issue the /START ISOLOG command on the tracking IMS system.

If *action* of DELAYED RETRY is in the message, action might be required to make the automatic try successful. In any case, the identify reason for the data sets unavailability, and take action to prevent future occurrences.

Module: DFSIL500

Related information:

“DFS4086W”

DFS4088A INVALID BDW IN LOG AT *bbbbbbbb*DSN=*dsn*

Explanation: The IMS isolated log send (ILS) component detected an invalid block descriptor word (BDW) while reading a log data set. The length indicated for the block is either too large or too small.

In the message text,

bbbbbbb

Specifies (in hexadecimal format) the block number in which the error was detected (the first block in a data set is block 1).

dsn

Specifies the data set name in which the error was detected.

System action: Use of this data set as a source for transport of this particular log data is terminated. If dual copies of the log data set are available (known to DBRC) and a failure has not occurred on the other copy, allocation of the other copy is attempted.

If a dual copy is not available, the log data required by the remote site cannot be transported. The tracking system does not attempt to obtain this log data until it processes a /START ISOLOG command. The error appears to be such that operations, system programming, or database administrator action is required to make the log data accessible to ILS.

Operator response: Follow procedures to get operations, system programming, or database administration involved in diagnosing and correcting the problem.

Prompt action is of particular importance if a usable copy of the log data is not available. In this case, after making usable data available (known to DBRC), issue the /START ISOLOG command on the tracking IMS system.

Module: DFSIL350

DFS4089A SEQUENCE ERROR IN LOG AT
bbbbbbb ssssssss ssssssss, DSN=dsn

Explanation: The IMS isolated log send (ILS) component detected an invalid log record sequence number while reading a log data set. The sequence number for the first record in a block was not the expected sequence number. *bbbbbbb* specifies (in hexadecimal format) the block number in which the error was detected (the first block in a data set is block 1). *sssssss ssssssss* specifies (in hexadecimal format) the record sequence number actually found. It was not one greater than the record sequence number found at the end of the prior block. *dsn* specifies the data set name in which the error was detected.

DBRC has indicated that the specified record is in this data set. Either the data set is invalid or DBRC has incorrect information.

System action: Use of this data set as a source for transport of this particular log data is terminated. If dual copies of the log data set are available (known to DBRC) and a failure has not occurred on the other copy, allocation of the other copy is attempted.

If a dual copy is not available, the log data required by the remote site cannot be transported. The tracking system does not attempt to obtain this log data until it processes a /START ISOLOG command. The error

appears to be such that operations, system programming, or database administrator action is required to make the log data accessible to ILS.

Operator response: Follow procedures to get operations, system programming, or database administration involved in diagnosing and correcting the problem.

Prompt action is of particular importance if a usable copy of the log data is not available. In this case, after making usable data available (known to DBRC), issue the /START ISOLOG command on the tracking IMS system.

Module: DFSIL350

DFS4090A END OF FILE BEFORE LSN *//////// //*.
DSN=dsn

Explanation: The IMS isolated log sender (ILS) encountered an end of file on a data set before it found a specific log record sequence number that should have been in the data set according to DBRC. *//////// //* specifies (in hexadecimal format) the log record sequence number expected. *dsn* specifies the data set name in which the error was detected.

System action: Use of this data set as a source for transport of this particular log data is terminated. If dual copies of the log data set are available (known to DBRC) and a failure has not occurred on the other copy, allocation of the other copy is attempted.

If a dual copy is unavailable, the log data required by the remote site cannot be transported. The tracking system does not attempt to obtain this log data until it processes a /START ISOLOG command. The error might be such that operations, system programming, or database administrator action is required to make the log data accessible to ILS.

Operator response: Follow procedures to involve operations, system programming, or database administration involved.

Prompt action is of particular importance if a usable copy of the log data is unavailable. In this case, after making usable data available (known to DBRC), issue the /START ISOLOG command on the tracking IMS system.

Module: DFSIL350

DFS4091I *unit, device, ddname, op, error, device-info*

Explanation: A BSAM access method error was encountered by the IMS isolated log sender (ILS) while reading a log data set. The diagnostic information included in this message is created by the BSAM SYNADAF macro.

System action: See message DFS4092A.

Operator response: See message DFS4092A.

Module: DFSIL350

Related information:

DFS4092A

DFS4092A ILS *type* ERROR FOR DSN=*dsn*

Explanation: The IMS isolated log send (ILS) component encountered a read error or an abend error while reading a log data set. *type* specifies either SYNAD, indicating a read error resulting in a BSAM synad exit or ABEND, indicating an error resulting in a BSAM abend exit. *dsn* specifies the data set name in which the error was detected.

For a SYNAD error, message DFS4091I provides additional information. For an ABEND error, descriptive system messages are produced to describe the error.

System action: Use of this data set as a source for transport of this particular log data is terminated. If dual copies of the log data set are available (known to DBRC) and a failure has not occurred on the other copy, allocation of the other copy is attempted.

If a dual copy is unavailable, the log data required by the remote site cannot be transported. The tracking system does not attempt to obtain this log data until it processes a /START ISOLOG command. The error appears to be such that operations, system programming, or database administrator action is required to make the log data accessible to ILS.

Operator response: Follow procedures to involve operations, system programming, or database administration involved.

Prompt action is of particular importance if a usable copy of the log data is unavailable. In this case, after making usable data available (known to DBRC), issue the /START ISOLOG command on the tracking IMS system.

Module: DFSIL350

Related information:

"DFS4091I" on page 891

**DFS4094A ILS DBRC INITIALIZATION ERROR:
func RC=*nn***

Explanation: The IMS isolated log sender (ILS) encountered a nonzero return code when attempting to initialize or terminate a copy of DBRC to support ILS.

In the message text:

- func* identifies the function that failed:
- BLD. A DBRC FUNC=BLDPARM failed.
 - INIT0. A DBRC FUNC=INIT0 failed.
 - INIT1. A DBRC FUNC=INIT1 failed.
 - TERM. A DBRC FUNC=TERM failed.
 - LOAD. A z/OS load failed. See z/OS console messages for the module name.

nn The return code (decimal format) from the failing function.

System action: The ILS copy of DBRC terminates; instances of ILS terminate since they cannot function without DBRC.

Operator response: If *func* is LOAD, resolve the problem and issue the Transport Manager Subsystem (TMS) command START ILS(*gsgname*).

All other functions, represent internal information used by IBM support representatives. Call IBM Software Support for assistance.

Module: DFSIL240

**DFS4095A DBRC ERROR ON ILS *type* REQUEST.
RC=*nnn***

Explanation: The IMS isolated log sender (ILS) issued a DBRC request and received an unexpected return code.

In the message text:

- type* Is one of the following DBRC requests:
- QLOG** Query of tracking log data sets.
 - QHLGT** PRILOG tokens for a Global Service Group.
- nnn* The DBRC return code (in decimal). For additional information, see the DBRC return code information.


System action: If the return code indicates a parameter error, an abend is issued and the instance of ILS encountering the error is stopped. For other return codes, the tracking system is informed that the requested information is unavailable.

Operator response: If an abend results, initiate the service or maintenance process to diagnose and resolve the problem; issue the Transport Manager Subsystem (TMS) START ILS(*gsgname*) command to get ILS started again.

For other return codes, initiate problem determination: gather information from DBRC messages, tracking system messages and displays, active and tracking DBRC RECON lists.

Module: DFSIL310

Related reference:

 DBRC request return codes (Messages and Codes)

**DFS4096A LOG UNAVAILABLE FOR GSG.SG:
gsg.sg. *reason***

Explanation: The IMS isolated log send (ILS) component has received a request from a tracking system for data from a "log gap" that is not described in the active system's RECON data sets managed by DBRC. *gsg.sg* identifies the global service group and

service group name of the tracking system. *reason* is one of the following:

NO RECORD OF LOG

Indicates that the requested PRILOG time stamp or PRILOG token is not recorded in RECON.

NO LOG WITH FIRST LSN

Indicates that the first log sequence number requested is not in a log data set recorded in RECON.

NO LOG WITH LAST LSN

Indicates that the last log sequence number requested is not in a log data set recorded in RECON.

LOG WAS DELETED

The PRILOG record for the log data set that contained the requested data was previously deleted from RECON.

LOG WAS COMPRESSED

The data set entry for the data set that contained the requested log data was previously deleted from RECON by PRILOG compression.

Additional information is provided by message DFS4097I.

System action: The tracking system is informed that the requested log data is unavailable.

Operator response: Initiate problem determination: the tracking system apparently needs log data for which the active system has no (or no longer) a record. Gather information from DBRC messages, tracking system messages and displays, and active and tracking DBRC RECON lists. It might be that recent database image copies are needed at the tracking site to eliminate the need for old log data.

Module: DFSIL310

Related information:

"DFS4097I"

DFS4097I INFO REQUESTED:

h-timestamp *h-token* *h-flsn* *h-llsn*

Explanation: This message is additional information associated with message DFS4096A that describes the log data requested by the tracking subsystem. *h-timestamp* is (in hexadecimal format) the PRILOG time stamp. *h-token* is (in hexadecimal format) the PRILOG token. *h-flsn* is (in hexadecimal format) the log sequence number of the first record requested. *h-llsn* is (in hexadecimal format) the log sequence number of the last record requested.

System action: See message DFS4096A.

Operator response: See message DFS4096A.

Module: DFSIL310

Related information:

"DFS4096A" on page 892

DFS4098A UNEXPECTED DATA IN LOG DSN *dsn*. EXPECTED *dbrc-ts*. FOUND *log-ts*

Explanation: The IMS isolated log sender (ILS) found that a log data set contained data for an IMS execution different than the IMS execution recorded in the DBRC RECON data sets for this log. *dbrc-ts* is (in hexadecimal format) the log data set time stamp recorded with DBRC. *log-ts* is (in hexadecimal format) the time stamp the log data set currently has. *dsn* specifies the data set name in which the error was detected.

The most likely cause of this error is the reuse of a batch or utility IMS log data set. If the previous contents of the data set had been copied before reuse, this operation was not recorded in DBRC at the time ILS requested log information from DBRC. There is a small time window between when ILS obtains data set information from DBRC and when it reads the data set.

System action: Use of this data set as a source for transport of this particular log data is terminated.

Operator response: Issue a /START ISOLOG command on the IMS tracking subsystem to initiate a retry operation. If this error recurs, then the problem is not due to a timing window and a serious condition exists which requires user analysis and recovery actions since log data required by the tracking site is unavailable.

Use the DBRC LIST command to determine the IMS-execution-to-log data set relationships recorded in the RECON. Use z/OS system logs and job logs to determine what happened to the log data set and where the original contents, as required by the tracking subsystem, can be found. If the original log contents can be found, and the data set in error was a batch log or the first data set of the IMS execution, correct RECON such that the proper data set is referenced. Then issue a /START ISOLOG command on the IMS tracking subsystem to initiate a retry operation.

If the log data has been lost, or the data set in error was not a batch log and not the first data set of the IMS execution, new database image copies must be received from the active site to eliminate the need for old log data at the tracking site.

Once recovery has completed, evaluate the operational procedures and change to prevent recurrence of this problem.

Module: DFSIL350

DFS4099A DBRC QUERY TRACKING LOG DATA SETS ERROR, RC=*nnnn*

Explanation:

The tracking subsystem received an unsuccessful return code from DBRC on the query tracking log gap descriptions. *nnnn* is the DBRC reason code. For additional information about return codes from query

DFS4100I


tracking log gap descriptors, see the DBRC return code information.

System action: If the error occurred during tracking subsystem restart, the tracking subsystem terminates abnormally with abend 0380-22. Otherwise, the tracking subsystem isolated log transport function is shut down.

Operator response: See the DBRC message that was issued to resolve the DBRC error. Then issue the /STA ISOLOG command to resume isolated log transport processing.

Module: DFSLRIGP, DFSLRINI

Related reference:

 DBRC request return codes (Messages and Codes)

displays, and active and tracking DBRC RECON lists.

Verify the gap request to ILS was valid. If the gap request was not valid, the DFS4097I message issued by ILS contains an invalid PRILOG time, PRILOG token, or log record identifier. This problem is an IMS error; report it to IBM Software Support.

If the tracking system needs log data that is no longer available at the active site, determine if recent database image copies are needed at the tracking site to eliminate the need for old log data.

Module: DFSLRICM

Related information:

"DFS4097I" on page 893

**DFS4100I UNABLE TO FILL GAP, ILS RC=*mm*,
DBRC RC=*mm***

Explanation: Isolated log sender (ILS) at the active site notified the tracking subsystem that ILS is unable to fill a gap. The message includes the return codes (*mm*) for ILS:

Codes

Explanation

- 03** Requested data does not exist at the active site.
- 04** Invalid gap request.
- 05** Active site DBRC internal error.

The following describes the return codes (*mm*) from DBRC at the active site:

Codes

Explanation

- 01** There is no RECON record with the specified start time or PRILOG token.
- 02** The specified first log sequence number is not contained in any log data set.
- 03** The specified last log sequence number is not contained in any log data set.
- 04** None of the log data sets must fill the gap are available.
- 06** The PRILOG record for the log data sets must fill the gap was previously deleted from the RECON.
- 07** The data set entries for the log data sets must fill the gap were previously deleted from the RECON by PRILOG compression.

System action: The gap status is changed to "permanent error".

Operator response: The tracking system needs log data which is not recorded, or is no longer available, in the active site RECON. Gather information from ILS messages, active site DBRC messages, tracking system

Chapter 86. DFS messages, DFS4101A - DFS4150I

This topic contains the following messages:

DFS4101A NO ACTIVE SERVICE GROUP DEFINED

Explanation: The tracking subsystem is unable to find a definition of any active service group.

System action: Tracking subsystem initialization continues.

Operator response: Shut down the tracking subsystem and define the active service group to DBRC. Restart the tracking subsystem.

Module: DFSLRIN1

DFS4102A NO TRACKING SERVICE GROUP DEFINED

Explanation: The tracking subsystem is unable to find a definition of the tracking service group.

System action: Tracking subsystem initialization continues.

Operator response: Shut down the tracking subsystem and define the tracking service group to DBRC. Restart the tracking subsystem.

Module: DFSLRIN1

DFS4103I INVALID ISOLATED LOG SENDER MESSAGE RECEIVED

Explanation: A Remote Site Recovery (RSR) IMS at the remote site received a message from the isolated log sender (ILS) at the active site. The message indicated that the ILS and the remote IMS have different release levels.

System action: The conversation is terminated.

System programmer response: Make sure that the ILS and the Transport Manager Subsystem (TMS) at the active site are at the same release level as the remote IMS. More than one TMS might be running at the active site.

If at least one ILS is at the same release as the remote IMS, use the STOP ILS(gsgname) command to stop the ILS components on the TMS that are not at the same release level. Make sure that you start ILS on the appropriate TMS with the START ILS(gsgname) command.

Module: DFSLRIRX, DFSLRREX, DFSLRSTX

DFS4104A DBRC ERROR DURING REMOTE

TAKEOVER, RC=*nnnn*

Explanation: The tracking subsystem received an error return code from DBRC on a takeover request. *nnnn* is the DBRC reason code. If the error return code is 8 and no abend results, an active IMS terminated abnormally and the tracking IMS did not receive the log data sets from the restart (if online) or backout (if batch) before processing the planned takeover request. For information about the return codes from RSR Takeover Request (both planned and unplanned), see the DBRC return code information.

System action: The tracking subsystem might terminate abnormally with abend code 0380-17 or 0381-23. If the tracking subsystem does not terminate abnormally and the abnormally terminated IMS was restarted or backout was run, its log data sets is received by the tracking subsystem if the isolated log sender is running at the active site.


Operator response: If an abend occurred, see the explanation for the abend that was issued.

System programmer response: If an abend did not occur, and if the active IMS is an online IMS that was not restarted, restart the IMS. Then shutdown normally before the planned takeover can continue. If an abend did not occur and if the active IMS is a batch job and backout was not run, run a backout before the planned takeover can continue. If backout is not possible, the subsystem record must be removed from the tracking site RECON before the planned takeover can continue.

Planned takeover can be initiated by issuing a /CHECKPOINT FREEZE command to the tracking IMS after the subsystem record is removed from the tracking site RECON. If the subsystem record is not removed, an abend 0380-17 or 0381-23 might occur, or the tracking IMS might shut down without processing the planned takeover.

Module: DFSLRAST, DFSLRCAS, DFSLRMST, DFSLRTK0, DFSLRTRM

Related reference:

 DBRC request return codes (Messages and Codes)

DFS4105A DB START FAILED: *reason*

Explanation: A /START DB, UPDATE DB START(Access), /START DATAGROUP, or UPDATE DATAGRP START(Access) command on a remote site recovery tracking subsystem failed; no databases or

DFS4106I • DFS4108A

areas are started as a result of the command. *reason* is one of the following:

- OFR REQUEST REJECTED BY DBRC
- REQUIRED MAIN STORAGE NOT AVAILABLE
- OFR REQUEST REJECTED - SHUTDOWN IN PROGRESS

System action: The start command starts no databases or areas.

Operator response: Take the appropriate action based on the *reason* you received:

OFR REQUEST REJECTED BY DBRC

For additional information and the appropriate action, see accompanying messages.

REQUIRED MAIN STORAGE NOT AVAILABLE

Check region size limits or reduce the number of specified databases and areas.

OFR REQUEST REJECTED - SHUTDOWN IN PROGRESS

No action is required.

Module: DFSDT190

DFS4106I ONLINE RECOVERY INITIATED FOR *nn* DBs | AREAs

Explanation: As a result of a /START DB, UPDATE DB START(Access), UPDATE DATAGRP START(Access), or /START DATAGROUP command, recovery of *nn* databases or areas has been initiated.

System action: Online forward recovery for the databases or areas has been initiated, further status changes are indicated by subsequent messages.

Module: DFSDT190

DFS4107A DBRC NDOFR FAILURE ON DATABASE *dbdname* RC=*nn* OFRID=*ddddddd*

Explanation: The attempt to notify DBRC of the end of the specified online forward recovery process failed.

In the message text:
dbdname

The database for which notification to DBRC failed.

nn The DBRC reason code. For information about return codes from End of Online Forward Recovery (OFR), see DBRC return code information.

ddddddd


The online forward recovery process identifier.

System action: Stop of the shadow database is initiated.

Operator response: Call IBM Software Support for assistance.

Module: DFSDT300

Related reference:

 DBRC request return codes (Messages and Codes)

DFS4108A START FOR DATABASE *dbname* FAILED: *rc* (*explanation*)

Explanation: A start command including the database *dbname* failed for the reason identified by *rc* and *explanation*. This message is produced by a remote site recovery tracking subsystem. The following describes the *rc* and *explanation*:

Reason code

	Explanation
01	NOT A COVERED DB - The database is not registered to DBRC at the tracking site.
02	GSG DOES NOT MATCH OURS - The database is not a member of the same Global Service Group as the tracking subsystem.
03	NO GSG - The database is not a member of any Global Service Group.
04	MISSING LOG - Log data required for OFR is unavailable because of gaps in the log data received from the active site.
05	INCOMPATIBLE LOG SET - Invalid log set. A log data set is required for the database specified in the message. However, another database that is part of this OFR has changes on this log that cannot be applied as a result of a time stamp recovery.
06	DB IS RECOVERY LEVEL TRACKING - This problem is a recovery level tracking database.
07	CHANGE ACCUM REQUIRED - The database requires logs recorded at this site while it was an active site.
51	ALREADY STARTING - OFR for the database is already processing. OFR cannot be started again.
52	DB IS NOT STOPPED - The database is not stopped. The Start command cannot kick off OFR processing.
53	HALDB MASTER IS STOPPED - The HALDB partition is no longer in the stopped state. However, database tracking for it remains suspended because the HALDB master is stopped.

System action: No action is performed for the identified database.

Operator response: The response depends on the reason code as follows:

Reason code

	Response
01	Register the database in RECON with the appropriate GSG name and start the database.
02	Correct the Global Service Group name of the database in RECON and start the database.
03	Specify the Global Service Group name for the database in RECON and start the database.

- 04 Start the database after all gaps have been filled.
- 05 Start the database separately from the data group.
- 06 The database must be changed to database level tracking before it can be started.
- 07 Run the Change Accumulation Utility to accumulate the log recorded at this site while it was an active site. Recover the database using the Database Recovery Utility with the Change Accumulation utility as input. Start the database.
- 51 None.
- 52 None.
- 53 Perform one of the following actions:
 - Resume the tracking of changes to the HALDB partition and to the other stopped partitions of the HALDB master by issuing the UPDATE DB START(ACCESS) or /START DATABASE command for the HALDB master.
 - Resume the tracking of changes to this partition, but not to the other partitions in the HALDB master:
 1. Issue the UPDATE DB STOP(ACCESS) or /DBR DATABASE command for all of the HALDB master shadow partitions that are not stopped.
 2. Issue the UPDATE DB START(ACCESS) or /START DATABASE command for the HALDB master.

Module: DFSDT190

DFS4109I AUTOMATIC ARCHIVE NOT AVAILABLE - INITIALIZATION FAILED

Explanation: The RSR tracking subsystem experienced an internal error while trying to initialize automatic archive for tracking logs.

System action: IMS does not automatically archive the tracking logs.

Operator response: You must manage archiving of the tracking logs. Contact IBM service to resolve the problem.

Module: DFSLRARC

DFS4111I AUTOMATIC ARCHIVE FAILED - REASON CODE = reason

Explanation: The RSR tracking subsystem experienced an internal error while trying to automatically archive a tracking log.

Reason code

- | Reason code | Explanation |
|-------------|-------------------------------------|
| 05 | Unable to obtain storage. |
| 06 | Unable to create control structure. |
| 07 | Unable to obtain buffer storage. |

08 Unable to initiate output processing.

System action: Automatic archiving continues until multiple archive attempts fail.

Operator response: Contact IBM service to resolve the problem.

Module: DFSLRARI

DFS4112A CANNOT QUERY DBRC FOR SLDS LIST TO ARCHIVE, RC = retcode

Explanation: The tracking subsystem received an unsuccessful return code from DBRC on the query tracking logs for automatic archive request.

Reason code

- | Reason code | Explanation |
|-------------|----------------------|
| 2C | DBRC internal error. |
| 30 | IMS internal error. |

System action: This automatic archive request is not processed. The automatic archive processor will be available for the next archive request.

Operator response: Contact IBM service to resolve the problem.

Module: DFSLRARC, DFSLRARR

DFS4113I CANNOT READ THE SHADOW SLDS FOR AUTOMATIC ARCHIVE

Explanation: The tracking subsystem read attempt detected an I/O error, or the tracking SLDS does not have a stop time in DBRC.

System action: This automatic archive request is not processed. The tracking SLDS is closed and any archive data sets are deleted. Automatic archive processing continues.

Operator response: No action is required.

Module: DFSLRARP

DFS4114A TRANSPORT MANAGER IS NOT ACTIVE

Explanation: The tracking subsystem is unable to identify to the transport manager subsystem because the Transport Manager Subsystem (TMS) instance specified to the tracking subsystem is not available.

System action: The TMS continues processing, but conversations with the active site are not be established.

Operator response: Start the TMS for the tracking site. If a TMS has been started, check that the INSTANCE name specified by the TMS SET APPLID command matches the TMINAME specified to the tracking subsystem in the system definition or DFSRSRxx PROCLIB member.

Module: DFSLRINI

DFS4115I **MAXI PROC SPECIFIED** *aaaa*
AUTOMATIC ARCHIVE TASKS, BUT
ONLY CREATED *bbbb*

Explanation: The tracking subsystem Remote Site Recovery (RSR) startup parameters (in DFSRSRxx) specified *aaaa* automatic archive tasks with the MAXPROCS parameter for the ARCHIVE keyword. Due to IMS internal errors, the tracking subsystem created *bbbb* auto archive tasks.

System action: The automatic archive function continues with *bbbb* tasks.

Operator response: No action is required.

Module: DFSLRARS, DFSLRTRM

DFS4121I **'NOREVERSE' WAS PROCESSED FOR**
UNPLANNED REMOTE TAKEOVER

Explanation: The tracking subsystem processed a /RTAKEOVER UNPLAN command, which included the NOREVERSE keyword. This message affirms that the takeover should not be reversed because log data has been written to the tracking SLDSs that might not have been written to the log data sets at the active site.

System action: The tracking subsystem proceeds with unplanned takeover shutdown.

Operator response: No action is required.

Module: DFSLRTRM

DFS4122A **REMOTE TAKEOVER IS BEING**
REVERSED AFTER 'NOREVERSE' WAS
SPECIFIED

Explanation: This message is issued by the tracking subsystem when a remote takeover requested by a /RTAKEOVER UNPLAN NOREVERSE command was reversed (aborted) by a CHANGE.SG NORTA command. The reversal of the takeover might have caused tracking log data and shadow databases at the tracking site to become invalid.

System action: The tracking subsystem continues processing.

Operator response: No action is required.

System programmer response: You must examine tracking log data sets to determine if they contain log records that do not exist at the active site. If so, the integrity of the recovery data and shadow databases at the tracking site might be compromised and you might need to reinstall the tracking subsystem. If database update or recovery-related log records are included in the 'extra' log data at the tracking site, then, at a minimum, you must take new image copies of the relevant databases at the active site and install them at the tracking site.

Module: DFSLRINI

DFS4123I **UNPLANNED TAKEOVER IN**
PROGRESS

Explanation: The tracking subsystem has processed a /RTAKEOVER UNPLAN command and has begun unplanned remote takeover processing.

System action: The tracking subsystem proceeds with unplanned takeover shutdown. It terminates communications with the active site, completes processing (routing) of the received log data, truncates the tracking logs if necessary, and aborts any other processing (online forward recovery and automatic archiving of tracking logs). When takeover processing is complete, DBRC is notified and message DFS4126I is issued.

Operator response: No action is required.

Module: DFSLRTRM

Related information:

"DFS4126I" on page 899

DFS4124I **PLANNED TAKEOVER REQUESTED**

Explanation: The tracking subsystem has been notified that a planned remote takeover has been requested by a /RTAKEOVER command at the active site.

System action: The tracking subsystem continues processing. When the active subsystems and any batch jobs at the active site have normally terminated, and all log data has been received and processed by the tracking subsystem, the tracking subsystem begins remote takeover shutdown processing. Message DFS4125I is issued.

Operator response: No action is required.

Module: DFSLRAST

Related information:

"DFS4125I"

DFS4125I **PLANNED TAKEOVER IN PROGRESS**

Explanation: The tracking subsystem has begun shutdown processing in response to a planned remote takeover request.

System action: The tracking subsystem shuts down for planned takeover. Online forward recovery processing and automatic archiving of tracking log data is aborted. After DBRC is notified of planned takeover processing completion, message DFS4126I is issued indicating that remote takeover processing is complete.

Operator response: No action is required.

Module: DFSLRCAS, DFSLRINI

Related information:

"DFS4126I" on page 899

DFS4126I TAKEOVER COMPLETE

Explanation: The tracking subsystem has completed processing for planned or unplanned remote takeover.

System action: The tracking subsystem terminates.

Operator response: Once the tracking subsystem has terminated active subsystems can be restarted at the tracking site.

Module: DFSLRMST, DFSLRTRM

DFS4127A AUTO ARCHIVE OPERATION DID NOT COMPLETE

Explanation: The stream archiver for the automatic archive operation received a write I/O error or reached the end of the volume before completing the read.

System action: This automatic archive request is not processed. The tracking SLDS is closed and the archive data sets are deleted. The automatic archive processor will be available for the next archive request.

Operator response: Resolve the archive SLDS/RLDS data set problems.

Module: DFSLRARP

DFS4130I NOTIFY DBRC REPLACE ARCHIVE DATA SET ERROR, RC = xx

Explanation: Automatic archiving of tracking log data sets has encountered an internal error while notifying DBRC of the archive of a tracking SLDS.

Reason code

	Explanation
08	Invalid LSN
12	Gap Detected
2C	DBRC internal error
30	IMS internal error

System action: The automatic archive of the tracking log fails.

Operator response: Contact IBM service to resolve the problem.

Module: DFSLRARI, DFSLRARR

DFS4131A ARCHIVE DATA SET DEFINED TOO SMALL - INITIALIZATION FAILED

Explanation: Automatic archive initialization for a tracking subsystem determined that the data set SPACE parameter of the ARCHDEF or RLDSDEF keywords in the DFSRSRxx PROCLIB member is too small to contain tracking log data.

System action: No automatic archive of tracking log data sets occurs.

System programmer response: Change the DFSRSRxx SPACE parameters to meet the following conditions:

(SLDSDEF SPACE) * MINSLDS <= (ARCHDEF SPACE)

(SLDSDEF SPACE) * MINSLDS <= (RLDSDEF SPACE)

Module: DFSLRARS

DFS4132A SHUTDOWN STARTED, TAPES FOR THE FOLLOWING DATA SETS NEED TO BE MOUNTED:

Explanation: Tracking subsystem shutdown cannot complete until outstanding tape mount requests for tracking log data sets are satisfied.

System action: Shutdown of the tracking subsystem is suspended.

Operator response: Mount the tape data sets identified in the DFS4133A messages that follow.

Module: DFSLRDSS

Related information:

"DFS4133A"

DFS4133A data set name

Explanation: Tracking subsystem shutdown cannot complete until outstanding tape mount requests are satisfied. This message follows DFS4132A. It is issued once for every outstanding tape mount request for tracking log data sets.

System action: Shutdown of the tracking subsystem is suspended.

Operator response: Mount the tape data set identified in the message.

Module: DFSLRDSS

Related information:

"DFS4132A"

DFS4134I AUTOMATIC ARCHIVING OF TRACKING LOG DATA SETS IS STOPPED

Explanation: All automatic archiving of tracking log data sets is terminated due to an archive data set full condition being detected twice at the tracking site.

System action: Automatic archiving of tracking log data sets is stopped.

Operator response: If the data set full condition was found on a small tape, a larger tape needs to be mounted before resuming automatic archiving of tracking SLDS using the /START TRKAUTOARCH command. If the data set full condition occurred on DASD when archiving old tracking log data sets, then they need to be archived with the IMS archive utility before resuming automatic archiving of tracking log data sets using the /START TRKAUTOARCH command. If the data set full condition occurred when

DFS4135I • DFS4142E

archiving tracking log data sets which should have fit in the archive log data sets, then the DFSRSRxx auto archive parameters need to be changed to ensure a successful fit. The tracking subsystem must then be shutdown and restarted. The /START TRKAUTOARCH command will not be needed.

Module: DFSLRARC

DFS4135I START TRKAUTOARCH COMMAND INVALID

Explanation: Automatic archiving of tracking log data sets cannot be started because automatic archive operation was not stopped. The /START TRKAUTOARCH command is not processed.

System action: Processing continues.

Operator response: The /START TRKAUTOARCH command is only valid after a DFS4134I message has been issued. If automatic archiving is not occurring, determine whether the correct parameters were specified in the DFSRSRxx PROCLIB member.

Module: DFSLRARC

DFS4136I START TRKAUTOARCH COMMAND COMPLETED

Explanation: Automatic archiving of tracking log data sets has been resumed.

Module: DFSLRARC

DFS4138E *utility name* UTILITY RDDSIN SPECIFIES AN INVALID RDDS.

Explanation: The data set specified by the RDDSIN DD statement is invalid. It might be invalid for one of the following reasons:

- The data set may not be an RDDS.
- The data set may be an RDDS, but a status of GOOD was not contained in the header record.

System action: The indicated utility fails with return code 8.

Programmer response: Specify a valid RDDS for the RDDSIN DD statement.

Module: DFSURCP0

DFS4139E IMSID IS MISSING OR INVALID. *imsid* WAS SPECIFIED.

Explanation: The value supplied for the IMSID= keyword in the CONTROL data set was missing or was invalid. The value for IMSID must be a string containing 1 to 4 characters.

Utilities DFSURCL0 and DFSURCP0 do not require this keyword. This error situation is triggered only in these two utilities if the value is incorrectly specified. This keyword is required by utility DFSURCM0.

System action: The utility fails with a return code 8.

Programmer response: Correct the specification for the IMSID= keyword and resubmit the job.

Module: DFSURCL0, DFSURCM0, DFSURCP0

DFS4140E NULL VALUES ARE NOT ALLOWED IN UTILITY *utility name* FOR KEYWORD *keyword*.

Explanation: The indicated keyword was supplied in the CONTROL or SYSIN data set without an associated value. A value for this keyword must be supplied.

In the message text:

utility name

The name of the utility that encountered the problem

keyword The keyword that is missing a value

System action: The indicated utility fails with return code 8.

Programmer response: Supply a value for the indicated keyword and resubmit the job.

Module: DFSURCL0, DFSURCM0, DFSURCP0

DFS4141E A NUMERIC VALUE EXCEEDING 7 CHARACTERS WAS SUPPLIED TO UTILITY *utility name* FOR KEYWORD *keyword*.

Explanation: The numeric value that you supplied in the CONTROL or SYSIN data set for the indicated keyword exceeded 7 characters. The maximum number of numeric characters allowable is 7.

In the message text:

utility name

The name of the utility that encountered the problem

keyword The keyword that exceeded 7 characters

System action: The indicated utility fails with return code 8.

Programmer response: Supply a valid value for the indicated keyword and resubmit the job.

Module: DFSURCL0, DFSURCM0, DFSURCP0

DFS4142E YOU SUPPLIED NON-NUMERIC DATA TO UTILITY *utility name* FOR KEYWORD *keyword*.

Explanation: The value that you supplied in the CONTROL or SYSIN data set for the indicated keyword was non-numeric; however, the keyword requires a numeric value to be supplied.

In the message text:

utility name

The name of the utility that encountered the problem

keyword The keyword that requires a numeric value

System action: The indicated utility fails with return code 8.

Programmer response: Supply a value for the indicated keyword and resubmit the job.

Module: DFSURCL0, DFSURCM0, DFSURCP0

DFS4143E AN EMPTY INPUT FILE TO UTILITY DFSKJOB0 WAS FOUND; CHECK THAT IMS SYSTEM STAGE 1 FAILED

Explanation: The file referenced by the INFILE DD statement should contain the JCL stream created by a prior successful run of a IMS System Stage 1; however, this file is empty. It might be invalid for one of the following reasons:

- The IMS System Stage 1 step did not complete successfully.
- The INFILE DD statement for DFSKJOB0 does not reference the data set containing the output from IMS System Stage 1.

System action: The utility fails with return code 8.

Programmer response: Ensure that IMS System Stage 1 runs successfully and that the INFILE DD references the data set containing the output from IMS System Stage 1.

Module: DFSKJOB0

DFS4144E *utility name* UTILITY WAS UNABLE TO PROCESS MODBLKS: *member*

Explanation: The utility identified by *utility name* in the message text encountered an error while trying to process the member identified by *member* from the MODBLKS data set. This message is accompanied by a more specific error message describing the problem. These additional error messages include:

DFS3977E
DFS3981E
DFS3988E

System action: The Create RDDS from MODBLKS utility (DFSURCM0) fails with return code 8.

Programmer response: Check the accompanying messages to determine the problem encountered during the processing of the indicated member in MODBLKS data set.

Module: DFSURCM0

Related information:

“DFS3977E” on page 864

“DFS3981E” on page 865

“DFS3988E” on page 866

DFS4148I THIS IMS REGION IS REGISTERED AS AN IMS VUE PRODUCT

Explanation: The IMS region is registered with the System Management Facility (SMF) as an IMS Database Value Unit Edition (VUE) product. IMS regions are registered with SMF during initialization. This message is issued during IMS control region initialization and IMS batch region initialization if the region is registered with SMF as an IMS Database VUE product.

IMS control regions and IMS batch regions are registered as IMS Database VUE products if the terms and conditions of the IMS Database VUE products are accepted and each region is running in a zNALC (System z® New Application License Charges) LPAR.

System action: The IMS control region or the IMS batch region is registered with SMF as an IMS Database VUE product.

System programmer response: No action is required.

Module: DFSSMF00

DFS4150I DB TRACKER COULD NOT GET STORAGE

Explanation: During database tracking there was insufficient storage for the database tracker control blocks.

System action: Update sequence number (USN) checking is suspended, but database tracking continues.

Operator response: Ensure that additional virtual storage is provided to the IMS tracking system when the system is restarted.

Module: DFSDT210, DFSDT240, DFSDT250

Chapter 87. DFS messages, DFS4151I - DFS4200I

This topic contains the following messages:

DFS4152A SEQUENCE ERROR. DB=*dbdname*
SSID=*imsid* PRI=*pri* LSN=*lsn* PREV=*prev*
CURR=*curr*

Explanation: The database tracker determined that a database update log record was about to be applied out of the expected sequence. The database was not stopped and restarted. Log records might have been lost or processed out of sequence.

In the message text:

dbdname The name of the shadow database.

imsid The IMS system from which the log was routed.

pri The PRILOG time of the log.

lsn The log sequence number of the database (X'50') log record being applied to the shadow database.

prev The update sequence number (USN) in the database update log record previously applied to the shadow database.

curr The update sequence number (USN) in the database update log record about to be applied to the shadow database.

System action: IMS stops the shadow database, displays message DFS4045A, and applies no further updates to the shadow database until the database is restarted. For the first occurrence of this error for a single restart of the tracking system, IMS produces a memory dump on the SYS1.DUMPxx data set. For identification of the dump, this dump has a title that includes the string "DFS4152A".

Operator response: Save the dump and contact IBM Software Support for assistance.

Module: DFSDT210, DFSDT240

DFS4153W INCONSISTENT FSE. DB=*dbdname*
DDN=*ddname* RBA=*rba* SSID=*imsid*
PRI=*pri* LSN=*lsn*

Explanation: The database tracker discovered that a block about to be written in the shadow database had one of the following errors involving free space in the block:

- The free space element anchor point (FSEAP) in a block pointed to a free space element (FSE) that either was at an odd displacement into the block or was beyond the end of the block.

- An FSE pointed to an FSE that either was at an odd displacement into the block or was beyond the end of the block.
- The length of the free space in an FSE either had an odd value or had a value referring to free space extending beyond the end of the block.

In the message text:

dbdname The name of the shadow database.

ddname The name of the data set that was updated.

rba The RBA (for VSAM) or the RBN (for OSAM) of the block that was updated.

imsid The IMS system from which the log was routed.

pri The PRILOG time of the log

lsn The log sequence number of the database (X'50') log record being applied to the shadow database.

System action: IMS writes the block onto the database, writes a TYPE4930 log record, and continues database tracking.

During a single restart of the tracking system, message DFS4153W appears only once for each shadow database. However, there is a TYPE4930 log record for each block for which the error is detected.

Operator response: Contact IBM Software Support for programming assistance.

Module: DFSDT410

DFS4161I FDR FOR (*imsid*) TRACKING STARTED

Explanation: The Fast DB Recovery region is established and is tracking the IMS system identified by *imsid*.

System action: Processing continues.

Module: DFSFDR10

DFS4164W FDR FOR (*imsid*) TIMEOUT DETECTED DURING LOG AND XCF SURVEILLANCE

Explanation: The Fast DB Recovery region detected a timeout status during log and XCF surveillance. One of following conditions might have occurred:

- The identified IMS system is in a wait.

DFS4165I • DFS4166I

- The identified IMS system is in a loop.
- A failure occurred on the z/OS on which the identified IMS system is running.
- A failure occurred in the central processing complex (CPC) on which the identified IMS system is running.

System action: This message is retained in the operator console. The Fast DB Recovery region continues tracking. If the Fast DB Recovery region is able to read a new log record, or if XCF surveillance detects the IMS system resumed normal processing, this message is deleted from the console.

Operator response: If the IMS system is in a wait or loop, cancel IMS, if necessary. If z/OS or the CPC failed, reset the system and enter the MVS MODIFY command (F fdrproc,RECOVER) to initiate database recovery in the Fast DB Recovery region.

Module: DFSFDR90

DFS4165I FDR FOR (*imsid*) XCF DETECTED ACTIVE SYSTEM RESUMED

Explanation: XCF notified the Fast DB Recovery region that the identified IMS system exited timeout status indicated in message DFS4165W and has resumed normal processing.

System action: Processing continues.

Module: DFSFDR80

Related information:

"DFS4165W"

DFS4165W FDR FOR (*imsid*) XCF DETECTED TIMEOUT ON ACTIVE IMS SYSTEM, REASON = *reason*

Explanation: XCF notified the Fast DB Recovery region that a timeout occurred on the IMS system identified by *imsid*. The variable *reason* is one of the following:

IMS SURV., DIAGINFO = *nnnnnnnn*

XCF reported the timeout. At least one IMS TASK or ITASK might be in a loop or wait state in the IMS system. The *nnnnnnnn* indicates which TASK or ITASK might have caused the timeout. *nnnnnnnn* is made of two parts. The first 2 bytes indicate the TASK or ITASK getting the timeout, and the second 2 bytes indicate whether another TASK or ITASK might be involved, as shown in the following table:

Table 23. TASK or ITASK involvement

TASK or ITASK in timeout	TASK or ITASK possibly involved
Bit 0 x'8000' CTL TCB	IMS Control Task
Bit 1 x'4000' XFP TCB	Fast Path Control Task

Table 23. TASK or ITASK involvement (continued)

TASK or ITASK in timeout	TASK or ITASK possibly involved
Bit 2 x'2000' CST ITASK	Common Services ITASK
Bit 3 x'1000' CHK ITASK	Checkpoint ITASK
Bit 4 x'0800' SAS ITASK	DLISAS ITASK
Bit 5 x'0400' FP CST00	Fast Path Common Services ITASK
Bit 6 x'0200' FP CSTS0	Fast Path Common Services dependent ITASK
Bit 7 x'0100' reserved	

IMS SURV., DIAGINFO = N/A

XCF detected the timeout. The IMS address space might be non-dispatchable or the status exit routine might have failed.

SYSTEM, DIAGINFO = *nnnnnnnn*

XCF detected the timeout. The failure or event was at the z/OS-system level. The *nnnnnnnn* represents the GEPLFLGS word of the list of input parameters from the XCF group exit routine. The values are documented in z/OS *MVS Data Areas, Vol 3 (IVT-RCWK) (GA22-7583)*, under macro IXCYGEPL. In addition, you might find this information in the IXCYGEPL macro in SYS1.MACLIB.

System action: Processing continues.

If log surveillance also detects a timeout status, DFS4164W follows this message.

Operator response: Check the status of the IMS and z/OS systems. If IMS is in a loop or a wait state, terminate IMS with the MVS MODIFY command (F activeims,DUMP) to initiate database recovery in the Fast DB Recovery region.

If a z/OS or hardware failure occurred, reset the system and enter the MVS MODIFY command (F fdrproc,RECOVER) to initiate database recovery.

System programmer response: Call IBM Software Support for assistance.

Module: DFSFDR80

Related reference:

 z/OS: IXCYGEPL heading information

Related information:

"DFS4164W" on page 903

DFS4166I FDR FOR (*imsid*) DB RECOVERY PROCESS STARTED, REASON = *reasonid*

Explanation: The Fast DB Recovery region stopped tracking the identified IMS system and started database

recovery for the reason indicated in *reasonid*, which is one of the following:

IMS FAILURE

An IMS system failure was detected by a X'06' log record. The Fast DB Recovery region automatically initiated recovery.

RECOVER COMMAND

Recovery was initiated by the MVS MODIFY command (F *fdproc*,RECOVER).

XCF NOTIFICATION

Recovery was initiated by MVS XCF notification.

System action: The Fast DB Recovery region started database recovery.

Module: DFSFDR00

DFS4167A FDR FOR (*imsid*) WAITING FOR ACTIVE SYSTEM TO COMPLETE I/O PREVENTION. REPLY "UNLOCK" WHEN I/O PREVENTION COMPLETES.

Explanation: The Fast DB Recovery region cannot continue until the identified IMS system completes I/O prevention.

System action: The Fast DB Recovery region waits for the operator's reply.

Operator response: Make sure that the failing IMS system completed I/O prevention, as follows:

- Look for message AVM006E with an *rrename* that matches the *imsid* in this message.
- If message AVM006E does not appear, manually stop I/O for the IMS system. To do this, manually switch DASD or reset the system.

Then reply UNLOCK in response to this message.

Module: DFSFDR00

DFS4168I FDR FOR (*imsid*) DATABASE RECOVERY COMPLETED

Explanation: The Fast DB Recovery region completed database recovery.

System action: The Fast DB Recovery region terminates normally.

Operator response: Restart the identified IMS system.

Module: DFSFDR00

DFS4169I FDR FOR (*imsid*) PROCESS TERMINATED

Explanation: The Fast DB Recovery region terminated because the identified IMS system terminated normally

or because the MVS MODIFY TERM command (F *fdproc*,TERM) was issued.

System action: The Fast DB Recovery region terminates normally.

Module: DFSFDR00

DFS4170I FDR FOR (*imsid*) NORMAL TERMINATION DETECTED FOR ACTIVE SYSTEM

Explanation: The Fast DB Recovery region detected that the identified IMS system terminated normally.

System action: The Fast DB Recovery region stops tracking and terminates normally.

Module: DFSFDR10

DFS4171I FDR FOR (*imsid*) ACTIVE IMS TERMINATION NOTIFIED BY XCF. OPERATION RESUMED.

Explanation: MVS XCF notified the Fast DB Recovery region that the active IMS system terminated. Message DFS4167A was issued.

System action: Message DFS4167A is cleared from the console and the Fast DB Recovery region resumes database recovery.

Module: DFSFDR00

Related information:
"DFS4167A"

DFS4172E FDR FOR (*imsid*) ACTIVE SYSTEM NOT FOUND OR IN FAILED STATUS

Explanation: The *imsid* of the IMS system was verified by the Fast DB Recovery region. However, either the *imsid* was not identified to IRLM, or the identified system has a failed status.

System action:

The Fast DB Recovery region waits for the active system to join the group.

Operator response:

Use the IRLM MODIFY command (F *irlmproc*,STATUS) to display the status of the identified IMS system. To ensure that the IMS system is active, check that the *imsid* specified in the IMSID parameter of the EXEC statement is identical to the *imsid* of the active system. Correct any errors and restart, or let ARM restart, the IMS active system.

If the IMS system is XRF capable, RSENAME is used for the identifier instead of *imsid*, which causes this message and an abend.

Module: DFSFDR70

DFS4173E FDR FOR (*imsid*) CHECKPOINT LOG HAS INCONSISTENCY

Explanation: The checkpoint log records created by the identified IMS system have one of the following inconsistencies:

- The identified IMS system was not enabled for Fast DB Recovery.
- The identified IMS system did not use IRLM.

Possible reasons for this problem are:

- Incorrect parameter specification of the IMS system or the Fast DB Recovery region
- Incorrect DD statements in the OLDS or IMSRDS in an IMS or Fast DB Recovery procedure.

System action: The Fast DB Recovery region is terminated.

Operator response: Make sure that the IMS system is enabled for Fast DB Recovery, and that Fast DB Recovery reads the correct OLDS. Correct any errors. Then restart the IMS system and the Fast DB Recovery region.

Module: DFSFDR10

DFS4174E NO FDRMBR EXEC PARAMETER SPECIFIED

Explanation: The FDRMBR parameter was not specified on the EXEC statement in the Fast DB Recovery procedure or on the control statement in the DFSPBxxx IMS.PROCLIB member.

System action: The Fast DB Recovery region is terminated.

Operator response: Specify the correct FDRMBR parameter in the Fast DB Recovery procedure or on the control statement in the DFSPBxxx IMS.PROCLIB member. Then rerun the job.

Module: DFSZINT0

DFS4175E NO ACTIVEIMSID PARAMETER SPECIFIED

Explanation: The *imsid* was not specified in the ACTIVEIMSID parameter on the control statement in member DFSFDRxx of IMS.PROCLIB.

System action: If the Fast DB Recovery region issues this message, the Fast DB Recovery region is terminated. If the IMS system issues this message, processing continues without Fast DB Recovery.

Operator response: Specify the correct ACTIVEIMSID parameter in member DFSFDRxx, or specify the correct suffix of member DFSFDRxx on the FDRMBR parameter in the procedure. Restart the Fast DB Recovery region, or terminate the IMS system and rerun it with Fast DB Recovery.

Module: DFSZINT0

DFS4179E FDR FOR (*imsid*) IRLM *request* FAILED, RC=*nn*, REASON=*xxxx*


Explanation: The IRLM request *request* issued by the Fast DB Recovery region failed with return code *nn* and reason code *xxxx*.

System action: The Fast DB Recovery region is terminated.

Operator response: See the IRLM request return and reason code information to determine the cause of the error. After correcting the error, restart the Fast DB Recovery region.

Module: DFSFDR00, DFSFDR70

Related tasks:

 IRLM return and reason codes

DFS4180E UNEXPECTED RETURN CODE FROM *request*, RC=*nn* REASON=*xxxxxxxx*. IMS IS NOT FDR CAPABLE.

or

FDR FOR (*imsid*) UNEXPECTED RETURN CODE FROM *request*, RC=*nn* REASON=*xxxxxxxx*

Explanation: The Fast DB Recovery region or the identified IMS system issued the named XCF request, but the request failed with the return code *nn* and reason code *xxxxxxxx*. The first form of the message is issued by the Fast DB Recovery region; the second form is issued by the IMS system.

System action: If the Fast DB Recovery region issued this message, the Fast DB Recovery region is terminated. If the IMS system issued this message, IMS continues processing without Fast DB Recovery.

Operator response: See the XCF return and reason codes in *z/OS MVS Programming: Sysplex Services Reference* (SA22-7618). Correct the cause of the error.

Module: DFSFDRA0, DFSFDR70

Related reference:

 z/OS: z/OS MVS Sysplex Services Reference

DFS4181W FDR FOR (*imsid*) DB RECOVERY CANNOT START BECAUSE ACTIVE SYSTEM IS STILL RUNNING

Explanation: For the explanation and actions, see DFS4181A.

Related information:

DFS4181A

DFS4181A FDR FOR (*imsid*) FOR DB RECOVERY, ENTER "RECOV". TO CONTINUE TRACKING, ENTER "TRACK".

Explanation: Database recovery was initiated by the MVS MODIFY command (F fdrproc RECOVER). The Fast DB Recovery region issued an IDENTIFY RECOVERY request to IRLM to start database recovery, but the identified IMS system was still running.

System action: The Fast DB Recovery region waits for the operator's reply.

Operator response: If database recovery was invoked by the F fdrproc RECOVER command, make sure that you entered the correct command for the correct Fast DB Recovery region.

If the correct command was entered for the correct Fast DB Recovery region, reply RECOVER to the DFS4181A message.

If the command was not correct or was entered for the wrong region, reply TRACK to the DFS4181A message.

Module: DFSFDR00

DFS4182W FDR FOR (*imsid*) DB RECOVERY CANNOT START BECAUSE ACTIVE SYSTEM IS STILL RUNNING

Explanation: After an X'06' log record was detected, the Fast DB Recovery region issued an IRLM IDENTIFY RECOVERY request to initiate database recovery. However, the IRLM indicated that the identified IMS system did not issue an IRLM QUIT request.

System action: The Fast DB Recovery region attempts to issue the IDENTIFY RECOVERY request to IRLM again.

Operator response: If this message continues to be issued, make sure that the active IMS system has terminated. If it has not terminated, force termination of IMS. If the active IMS system has terminated, issue a MODIFY command (F irlmproc, STATUS) on the active system to determine the status of the IRLM. If the IRLM is not working correctly, create an SDUMP and terminate it. If the IRLM is working correctly, it is probably a Fast DB Recovery error. Create an SDUMP of the Fast DB Recovery region and terminate it with an MVS MODIFY (F) STOP command. Contact IBM Software Support, if necessary.

Module: DFSFDR00

DFS4183E FDR FOR (*imsid*) MODIFY *cmdname* COMMAND REJECTED. FDR IS IN INITIALIZATION OR RECOVERY PHASE.

Explanation: The identified MODIFY command was rejected because the Fast DB Recovery region was being initialized or was already in a recovery process.

System action: The Fast DB Recovery region continues its current processing.

Module: DFSFDR60

DFS4185E FDR FOR (*imsid*) UNEXPECTED RETURN CODE FROM DBRC SIGNON REQUEST, RC=*return code*


Explanation: FDR issued a SIGNON request to DBRC and received an unexpected return code.

System action: The Fast DB Recovery region is terminated.

Operator response: Resolve the problem; then restart the Fast DB Recovery region.

Module: DFSFDR10

Related reference:

 Return codes from Sign-on Normal call (Messages and Codes)

DFS4190I IMS SYSTEM IS FDR CAPABLE

Explanation: This IMS system is enabled for Fast DB Recovery.

System action: Processing continues with Fast DB Recovery.

Module: DFSZINT0

DFS4191E FDR PROCLIB MEMBER DFSFDRxx COULD NOT BE ACCESSED

Explanation: The system was not able to access the data set defined on the DD statement in member DFSFDRxx of IMS.PROCLIB.

System action: If this message is issued by the Fast DB Recovery region, the Fast DB Recovery region is terminated. If this message is issued by the IMS system, processing continues without Fast DB Recovery.

Operator response: Specify the correct data set on the IMS.PROCLIB DD statement. Alternatively, specify the correct suffix of member DFSFDRxx on the FDRMBR parameter in the Fast DB Recovery procedure. Then restart the IMS system or the Fast DB Recovery region.

Module: DFSZINT0

DFS4192E ACTIVEIMSID PARAMETER IS INCORRECT

Explanation: The *imsid* specified on the ACTIVEIMSID parameter in IMS.PROCLIB member DFSFDRxx was not identical to the *imsid* of the IMS control region being started.

System action: Processing continues without Fast DB Recovery.

Operator response: If you want to run the system

DFS4199W • DFS4200I

with Fast DB Recovery, shut down the IMS system. Specify the correct *imsid* on the ACTIVEIMSID parameter in IMS.PROCLIB member DFSFDRxx. Then restart the IMS system.

Module: DFSZINT0

DFS4199W A new mode of Resume TPIPE request needs to be submitted for IMS synchronous callout messages

Explanation: There were IMS synchronous callout messages in the OTMA TPIPE queue waiting to be retrieved. However, the Resume TPIPE request received was only targeted for asynchronous output messages.

System action: Processing continues for only asynchronous callout messages.

Operator response: Issue a new Resume TPIPE request with the correct processing mode for synchronous callout messages that are waiting to be processed.

The byte-3 of OTMA state data prefix can be used to set the Resume TPIPE processing mode. When the flag X'80' is set in the byte, it means the Resume TPIPE can be issued to retrieve only the synchronous callout messages.

When the flag X'40' is set in the byte, it means the Resume TPIPE can be issued to retrieve both synchronous callout messages and asynchronous messages. The synchronous callout messages are processed and delivered before the asynchronous messages.

Module: DFSYQAB0

DFS4200I - *tcctype* TCB INITIALIZATION COMPLETE

Explanation: The database recovery service completed initialization of the Database Recovery Manager or Recovery Data Manager master task control block (TCB). The *tcctype* can be:

RWM The master TCB for database recovery has completed initialization.

RWD A daughter TCB for database recovery has completed initialization

If the message is issued by the Database Recovery Manager, the message destination is the z/OS system console and the IMS master terminal. If the message is issued by Recovery Data Manager, the message destination is only the z/OS system console.

System action: Processing continues.

Module: DFSRVM00, DFSRWM00

Chapter 88. DFS messages, DFS4201I - DFS4250

This topic contains the following messages:

DFS4201I *ttt* TASK INITIALIZATION FAILED,
reason, RC=*return code*

Explanation: The IMS Database Recovery Facility detected an error during initialization. The message destination is the z/OS system console and the IMS master terminal (if this IMS is DB/DC).

In the message text:

ttt Identifies which class of task detected the problem.

reason Identifies the problem, and is one of the following:

- LOAD module
- OBTAIN control block
- CREATE DISPATCHER WORK AREA
- CREATE WORK UNIT
- RELEASE QSAV

return code

Represents internal diagnostic information.

System action: The IMS Database Recovery Facility terminates normally.

System programmer response: Take the appropriate action for the reason you received:

OBTAIN control block

Increase the region size in the startup JCL.

LOAD module

Ensure that the module named is in the RESLIB for the IMS.

If the problem is not alleviated by the appropriate action or if no action is listed for the reason in the message, record the return code and call IBM Software Support.

DFS4214I *aaaaaaa* PIPE FAILURE DETECTED:
bbbbbbb, rc = *nnnnnnnnn*

Explanation: An error occurred for one of two reasons:

- During processing of the initial /RECOVER command, the database recovery service was unable to create an IMS pipe.
- During termination of the Recovery Data Manager, the database recovery service experienced an error while attempting to close or deallocate an IMS pipe.

The message destination is the system console and the IMS master terminal (if this IMS is DB/DC).

In the message text:

aaaaaaa The type of IMS pipe that experienced the error, which is either CONTROL or RECORD.

bbbbbbb Indicates the pipe failure that was detected and is one of the following:

- ALESERV
- BUFSIZE
- DSPSERV
- ESTAEX
- LOAD BUFSIZE
- STORAGE
- Any other value indicates a z/OS failure.

nnnnnnnnn

The return code of the failing service.

System action: The database recovery service function shuts down.

System programmer response: The Recovery Data Manager component of database recovery service experienced an error while attempting to obtain storage related to pipe processing. Increase your region size.

If *bbbbbbb* is LOAD BUFSIZE, a module is probably missing from your SDFSRESL and must be added.

If *bbbbbbb* is any other value, record the error information and call IBM Software Support for assistance.

Module: DFSRWMI0, DFSRVWP0, DFSRWPR0, DFSRWPW0

DFS4215I UNABLE TO WRITE TO *type* PIPE,
RC=*return code*

Explanation: One of the write-to-pipe subcomponents of the database recovery service detected an error writing to an IMS pipe. The message destination is the system console and the IMS master terminal (if this IMS is DB/DC).

In the message text:

type The type of IMS pipe that experienced the error, which is either CONTROL or RECORD.

return code

The return code of the failing service.

System action: The database recovery service terminates the current recovery instance.

System programmer response: Record the error information and call IBM Software Support for assistance.

Module: DFSRWPR0, DFSRWPW0

DFS4216I DATABASE RECOVERY SERVICE
DISABLED FOR *type: reason*

Explanation:

The database recovery service is unable to detect full function database data sets or Fast Path areas. The message destination is the system console and the IMS master terminal (if this IMS is DB/DC).

In the message text:

- type* Indicates one of the following:
- FULL FUNCTION**
The DLISAS region has not been detected
 - FAST PATH**
Fast Path has not been generated into the system.
- reason* Indicates the reason for failure, and is one of the following functions:
- DLISAS REGION NOT DETECTED
 - FAST PATH NOT DETECTED

System action:

The database recovery service rejects recovery processing.

System programmer response:

To recover either the FULL FUNCTION or FAST PATH function, enter the /RECOVER and /DISPLAY RECOVERY database recovery service commands on an IMS with the appropriate function enabled.

Module: DFSRWM00

DFS4217I DATABAS RECOVERY SERVICE DISABLED: reason RETURN CODE =return code

Explanation:

The database recovery service is unable to perform recovery on the IMS processing the /RECOVER command. The message destination is the system console and the IMS master terminal (if this IMS is DB/DC).

In the message text:

- reason* Indicates the cause of the error, and is one of the following:
- FACILITY NOT INSTALLED
 - DLISAS REGION AND FAST PATH NOT DETECTED
 - UNABLE TO ATTACH ORS TCB
 - CREATE ADDRESS SPACE ERR
 - UNABLE TO LOAD MODULES
 - GET ORS STORAGE FAILURE
- return code*
A macro return code.

System action:

The database recovery service rejects recovery processing.

System programmer response: Take the appropriate action based on the *reason* received:

UNABLE TO LOAD MODULES

Increase the region size for the IMS processing the /RECOVER command.

FACILITY NOT INSTALLED

The recovery facility was not detected during processing of the /RECOVER command. RETURN CODE = 0 means the database recovery service is not installed. Issue the /RECOVER command on an IMS where the recovery facility is installed.

DLISAS REGION AND FAST PATH NOT DETECTED

Run the database recovery service on an IMS that has the function in the message.

UNABLE TO ATTACH ORS TCB

Check the *return code* for the ATTACH macro and take appropriate action.

CREATE ADDRESS SPACE ERR

Check the *return code* for the ASCRE macro and take appropriate action.



GET ORS STORAGE FAILURE

Increase the region size for the IMS processing the /RECOVER command.

If you followed the specified action for the reason listed in the message and the problem did not resolve, record the error information and contact IBM Software Support for assistance.

Module: DFSRWM10, DFSRWM00

Related reference:

-  z/OS: ATTACH return codes
-  z/OS: ASCRE macro return and reason codes

DFS4218I UNABLE TO READ FROM type PIPE, RC =return code

Explanation: The database recovery service detected an error while reading from the pipe indicated by *type*. The message destination is the system console and the IMS master terminal (if this IMS is DB/DC).

In the message text:

- type* The type of IMS pipe that experienced the error, which is either CONTROL or RECORD.
- return code*
The return code of the failing service.

System action: The database recovery service terminates the current recovery instance.

System programmer response: Record the error information and call IBM Software Support for assistance.

Module: DFSRWPR0, DFSRVPR0

Chapter 89. DFS messages, DFS4251 - DFS4300

This topic contains the following messages:

DFS4260I ERROR DETECTED FOR COMMAND: RECOVER ADD, REASON=*reason*

Explanation: A command error was detected for an database recovery service related command.

In the message text:

reason If the reason is NOTHING TO ADD, processing continues. If the reason is DBRC STORAGE FAILURE, recovery processing terminates for this recovery instance.

System programmer response: This message indicates an internal IMS error. The command is ignored.

Problem determination: Set a SLIP TRAP on the error message, then call IBM Software Support for assistance.

Module: DFSRWCM0, DFSRWCR0, DFSRWCD0, DFSRWCP0, DFSRWCA0, DFSRWME0

DFS4261I UNABLE TO ADD TO *rcvlist* *entrytype* *entryname*: *reason*

Explanation:

The *entryname* specified in the /RECOVER ADD command could not be added to the specified recovery list. If a recovery list was not specified in the /RECOVER ADD command, "To *rcvlist*" is not included in the message text.

If a duplicate entry was detected, the duplicate is ignored. The message destination is the z/OS system console and the IMS master terminal (if this is a DB/DC IMS). This message is also sent to the issuer of the command.

In the message text:

rcvlist The specified recovery list.

entrytype

If a member of a group is not part of the ACBGEN for the IMS processing the /RECOVER ADD command or is not defined in the RECON, "*entrytype*" is not included in the message.

entrytype is one of the following:

- DBDS
- AREA
- DATABASE
- GROUP (if DBDSGRP, CAGRP, DATAGROUP, or RECOVGRP was specified in the /RECOVER command)

entryname

A keyword specified on the /RECOVER ADD

command and is one of the following: DB, DBDS, DBGRP, DBDSGRP, or CAGRP.

reason The reason can be one of the following:

ALREADY ON RECOVERY LIST

The entry listed is already on the recovery list specified by *rcvlist*.

ALREADY STARTED

The recovery list specified by *rcvlist* already started recovery processing.

COMMAND TOO LONG

The number of elements specified on the /RECOVER ADD command is larger than that allowed by the recovery product for a single /RECOVER ADD command. Split the /RECOVER ADD command into multiple commands.

DATABASE IS OLR CAPABLE

The object specified by *entryname* is OLR capable and the /RECOVER ADD command was issued to a release of IMS that does not support recoveries with OLR capable databases. Rerun the recovery on a level of IMS that supports OLR capable databases.

DATABASE HAS NO DATA SETS

The database does not have any database data sets defined to it.

DATABASE IS DEFINED AS GSAM

The database recovery service cannot recover GSAM database types.

DLI/SAS REGION UNDETECTED

The /RECOVER ADD command attempted to add a full function DBDS to the recovery list on a system that does not have a DL/I SAS region.

FAST PATH NOT INSTALLED

The /RECOVER ADD command attempted to add a Fast Path AREA to the recovery list on a system that does not have FP installed.

INDEX OR ILE DATA SET

The DBDS has not been added to the recovery list because it is either a Primary index or ILDS data set and cannot be recovered. These data sets are recovered by the Index/ILDS Rebuild utility.

NOT DEFINED IN RECON

The entry specified by *entryname* is not defined for RECON.

NOT FOUND IN ACBGEN

The entry specified by *entryname* is not defined to the IMS issuing the message. It is possible that the entry is not defined in IMS Stage 1.

NOTHING ADDED

Nothing was added to the recovery list.

UNKNOWN REASON FROM DBRC

DBRC encountered an unexpected condition and returned an unknown reason code to the Database Recovery Manager.

INVALID SMSOPTS PARAMETER

An unsupported or incorrect SMSOPTS parameter is detected. Message DFS4289 follows this message. For more information, see DFS4289.

System action: The database data sets that make up the *entryname* are not added to the recovery list. The databases, areas, or both are not recovered by the database recovery service.

System programmer response: Examine the /RECOVER ADD command and compare it with the corresponding ACBGEN or RECON entries. Reissue the command with the correct entry names.

If *reason* is UNKNOWN REASON FROM DBRC, call IBM Software Support for assistance.

Module: DFSRWCA0

Related information:

“DFS4289” on page 920

DFS4262I INVALID RESPONSE FROM DBRC FOR COMMAND RECOVER ADD, REASON=*reason*

Explanation: DBRC returned an invalid response due to a database recovery service related command. The message destination is the z/OS system console and the IMS master terminal (if this is a DB/DC IMS). This message is also sent to the issuer of the command.

In the message text:

reason The reason code returned by DBRC, which is internal diagnostic information.

System programmer response: This message indicates an internal IMS error. The command is ignored.

Problem determination: Set a SLIP TRAP on the error message, and call IBM Software Support for assistance.

Module: DFSRWCR0, DFSRWCD0, DFSRWCP0, DFSRWCA0

DFS4263I THE FOLLOWING ENTRIES ARE ADDED TO THE RECOVERY LIST
token:

Explanation: This message is followed by a series of DFS4265I messages. It indicates that one or more entries were added to the recovery list as a result of the /RECOVER ADD command. *token* is supplied by the user on the /RECOVER ADD command or generated by IMS.

The message destination is the z/OS system console and the IMS master terminal (if this is a DB/DC IMS). This message is also sent to the issuer of the command.

System action: The database data set or area name listed in the subsequent DFS4265I messages are added to the recovery list.

System programmer response: No action is required.

Module: DFSRWCA0

Related information:

“DFS4265I”

DFS4264I RECOVERY STARTED FOR (*options*):

Explanation: The /RECOVER START command was issued and no errors were detected. Database recovery service processing started for the database data set and areas listed in the subsequent DFS4265I messages. *options* specifies parameters on the /RECOVER START command. If no parameters were specified, the following default values for the options are listed:

- ERRORCONT
- STAGLOBAL
- STALOCAL
- NOSTA

The message destination is the z/OS system console and the IMS master terminal (if this is a DB/DC IMS). This message is also sent to the issuer of the command.

System action: /RECOVER START command processing continues.

System programmer response: No action is required.

Module: DFSRWCS0

DFS4265I *name* **AUTHORIZED BY** *ssid*

Explanation: This message lists the database data set or area that the database recovery service started a recovery for. Either DFS4263I or DFS4264I follows this message. The message destination is the z/OS system console and the IMS master terminal (if this is a DB/DC IMS). This message is also sent to the issuer of the command.

In the message text:

name Indicates the database data set name (dbname ddname) or area name for recovery.

ssid If the database data set or area is authorized by an IMS, *ssid* identifies the authorizing *ssid*. This message is issued for each IMS that authorized a database data set or area in the recovery list.

System action: /RECOVER command processing continues.

System programmer response: No action is required.

Module: DFSRWCA0, DFSRWCS0, DFSRWCR0, DFSRWCP0

DFS4266I UNABLE TO RECOVER: *dbname, reason*

Explanation: A database recovery service /RECOVER START command was issued, but the database data set or area cannot be recovered. The message destination is the z/OS system console and the IMS master terminal (if this is a DB/DC IMS). This message is also sent to the issuer of the command.

In the message text:

dbname Identifies the database data set or area that could not be recovered.

reason Indicates the cause of the error and is one of the following:

AUTHORIZATION FAILED, RC = XX

Authorization processing failed to properly authorize one or more of the database data sets or areas in the recovery list. XX identifies the DBRC return code.

HALDB MASTER IS STOPPED

The master database for a HALDB partition has been stopped. Although the database recovery service requires that the partitions being recovered be stopped, the master database must be started. Start the master database, and then reissue the /RECOVER START command.

IMAGE COPY NOT AVAILABLE

DBRC was unable to locate a usable image copy for the database data set.

INVALID RCVTIME

DBRC determined that the RCVTIME specified falls in the middle of an ALLOC for this entry, and the PITR option was not specified.

LOGS MARKED IN ERROR

DBRC determined that none of the log data sets are usable. They may be marked in error.

NEEDS HIGHER RELEASE LOG

DBRC detected logs created by a higher release IMS. The database cannot be selected if it was updated by an IMS operating at a higher release.

NO IC TAKEN AFTER A PITR

Recovery for the database data set or

area failed because a point-in-time (PITR) recovery was performed earlier and no image copy was taken afterward. Because backout information may have been deleted from the RECON due to the prior PITR recovery, a new recovery may result in a corrupted database.

NO PRILOG FOUND

DBRC was unable to locate a PRILOG record. This condition should not occur. Call IBM Software Support for assistance.

NO RECOV RECORD FOUND

The USEDDBDS option was specified on the /RECOVER ADD command, but the latest recovery recorded in RECON was not for a time stamp recovery, or the DBDS or AREA is marked in RECON as needing recovery.

NOT FOUND

One or more of the database data sets or areas in the recovery list is not listed in the RECON data set.

If the database data set or area has been removed from the system in Online Change and no longer needs to be recovered, use the /RECOVER REMOVE command to remove the data set or area from the recovery list. If the database data set or area has been removed from the system in Online Change and now must be recovered, use Online Change to add it back to the system; then re-issue the /RECOVER START command.

NOT OFFLINE

One or more of the database data sets or areas in the recovery list was not taken offline with an IMS /DBR command. When the database is in this state, proper operation of the database recovery service cannot be guaranteed.

RECOV RECORD UNUSABLE

The USEDDBDS option was specified on the /RECOVER ADD command, but the DBDS or AREA has been updated or reorganized since the latest recovery recorded in the RECON.

REORG LATER THAN IMAGE COPY

The REORG utility ran against the database data set but there is no subsequent image copy data set registered in the RECON.

System action: If ERRORCONT was specified for the database data set or area, processing continues for the

DFS4267I

remaining members in the database recovery service recovery list. If ERRORCONT was not specified, recovery stops.

System programmer response: Take the appropriate action based on the specified reason:

AUTHORIZATION FAILED

Determine which IMS did not stop the appropriate database or area, then stop the database or area with the IMS /DBR command.

HALDB MASTER IS STOPPED

The master database for a HALDB partition must be started for recovery. Start the master database and reissue the /RECOVER START command.

IMAGE COPY NOT AVAILABLE

Verify that an image copy is available for the database data set and not migrated to another site.

INVALID RCVTIME

Non-PITR time stamp recoveries cannot fall in the middle of an ALLOC boundary. Adjust the time used for the time stamp recovery or reissue the /RECOVER START command specifying PITR.

LOGS MARKED IN ERROR

Verify that the log data sets are available and not migrated to another site.

NEEDS HIGHER RELEASE LOGS

Logs created on a higher release IMS cannot be used for recovery on a lower release IMS. This situation can occur when running multiple IMS systems in coexistence mode. Rerun the recovery on the level of IMS in which the logs were created.

NO PRILOG FOUND

Contact IBM Software Support for assistance.

NO IC TAKEN AFTER A PITR

After a point-in-time recovery, take an image copy so that subsequent recoveries have a valid starting point. If you know the integrity of the database will not be compromised, delete the RECOV record by using the DBRC DELETE.RECOV command, then rerun the recovery.

NO RECOV RECORD FOUND

Recover the DBDS or AREA using a nonstandard image copy. Then inform DBRC of the recovery with a NOTIFY.RECOV command specifying the time that the recovery was run (current), and the time to which the DBDS or AREA was recovered. Then the database recovery service can be used to recover the DBDS or AREA with the USEDBDS parameter.

NOT FOUND

The database data set or area was deleted from the RECON data set after the /RECOVER ADD command was issued. If the database data set or area is legitimate and needs to be recovered, define it in RECON.

NOT OFFLINE

The database data set or area was not stopped on the IMS performing recovery. Stop the database or area with the IMS /DBR command.

RECOV RECORD UNUSABLE

Changes have been made to the DBDS or AREA since the last recovery; as a result, you must run the recovery again. Recover the DBDS or AREA using a nonstandard image copy. Then inform DBRC of the recovery with a NOTIFY.RECOV command specifying the time that the recovery was run (current) and the time to which the DBDS or AREA was recovered. Then the database recovery service can be used to recover the DBDS or AREA with the USEDBDS parameter.

REORG LATER THAN IMAGE COPY

A DBDS or AREA cannot be recovered using an image copy taken prior to a reorganization.

Module: DFSRWCS0

DFS4267I RECOVERY NOT STARTED, *reason*

Explanation: The database recovery service /RECOVER START command was issued but recovery cannot continue, as indicated by *reason*:

DBRC AUTHORIZATION FAILURE

An IMS has one or more database data sets or areas authorized in the recovery list.

DBRC RECOVER START FAILURE

An IMS internal error in DBRC caused the recovery to fail.

ERRORABORT SPECIFIED

An error was detected with one database data set or area while the database recovery service attempted to start recovery, and ERRORCONT was specified on the /RECOVER START command. For more information about the type of failure, see DFS4266I.

INCOMPLETE RECOVERY GROUP

Recovery failed because one or more members of a recovery group were not included in the recovery list. This message is followed by one or more DFS4284I messages listing the members of the recovery group that are not in the recovery list.

NO RECOVERABLE ENTRIES

None of the entries in the recovery list can be recovered due to one or more errors.

ONLINE CHANGE IN PROGRESS

A /MODIFY COMMIT or INITIATE OLC PHASE(COMMIT) command was in progress when the /RECOVER START command was issued. The /RECOVER START command is rejected.

RECOVERY LIST NOT FOUND

No recovery list was found with a token matching the one provided with the command.

RECOVERY NOT STARTED, ALREADY IN PROGRESS

The recovery was not started because it is already processing.

RECOVERY NOT STARTED, OTHER RECOVERY IN PROGRESS

The recovery was not started because another recovery is currently in progress.

RECOVERY TIME GREATER THAN RUN TIME

The input recovery time on a /RECOVER START command is greater than the current time.

UNABLE TO CREATE ITASK

An IMS internal error caused the recovery to fail. Report the problem to IBM Software Support.

UNABLE TO GET CCCCCCCCCC

An IMS internal error caused the recovery to fail. Report the problem to IBM Software Support. CCCCCCCCCC is one of the following IMS internal resources:

- QSAV
- PST
- EPST
- APSB LATCH
- PSBP LATCH
- AUTHORIZATION PARM LIST

The message destination is the z/OS system console and the IMS master terminal (if this is a DB/DC IMS). This message is also sent to the issuer of the command.

System action: The current database recovery service recovery instance is aborted.

System programmer response: Take the appropriate action based on the *reason* received:

DBRC AUTHORIZATION FAILURE

Either the IMS is out of storage or an internal IMS failure occurred. See previously issued DBRC messages for additional information. If you cannot determine the cause of the error, call IBM Software Support for assistance.

DBRC RECOVER START FAILURE

Either the IMS is out of storage or an internal IMS failure occurred. See previously issued DBRC messages for additional information. If you cannot determine the cause of the error, call IBM Software Support for assistance.

ERRORABORT SPECIFIED

Correct the error and restart recovery. See DFS4266I for the proper action.

INCOMPLETE RECOVERY GROUP

Specify the whole group, redefine the group, do not specify PITR (point in time recovery), or specify NOCHECK. See DFS4284I for additional information.

NO RECOVERABLE ENTRIES

Prior messages should have been issued regarding failures for each entry. See the previous messages for the appropriate action.

ONLINE CHANGE IN PROGRESS

Reissue the /RECOVER START command when the /MODIFY COMMIT or INITIATE OLC PHASE(COMMIT) command completes.

RECOVERY LIST NOT FOUND

Create a recovery list with the name you specified or enter the name of an existing list.

RECOVERY NOT STARTED, ALREADY IN PROGRESS

The recovery is running. No action is necessary.

RECOVERY NOT STARTED, OTHER RECOVERY IN PROGRESS

Stop the other recovery or wait until it finishes.

RECOVERY TIME GREATER THAN RUN TIME

Enter the command /RECOVER START with the correct time to start recovery.

UNABLE TO CREATE ITASK

Either the IMS is out of storage or an internal IMS failure occurred. If you cannot determine the cause of the error, call IBM Software Support for assistance.

UNABLE TO GET CCCCCCCCCC

Either the IMS is out of storage or an internal IMS failure occurred. If you cannot determine the cause of the error, call IBM Software Support for assistance.

Module: DFSRWCI0

Related information:

"DFS4266I" on page 913

"DFS4284I" on page 919

DFS4268I THE FOLLOWING ENTRIES WERE REMOVED FROM THE RECOVERY LIST:

Explanation: This message is followed by a series of DFS4265I messages. It indicates that one or more entries were removed from the recovery list as a result of /RECOVER REMOVE command.

System action: The *names* listed in the subsequent DFS4265I messages are removed from the recovery list.

System programmer response: No action is required.

Programmer response: No action is required.

Module: DFSRWCR0

DFS4269I RECOVERY LIST IS NOW EMPTY

Explanation: One of the following instances occurred:

- The /RECOVER REMOVE command processed and removed the last database data set or area from the recovery list.
- The /RECOVER REMOVE ALLENTS command processed.

DFS4270I • DFS4273I

- The /RECOVER STOP command processed and stopped the last database data set or area in the recovery list.
- The /RECOVER STOP ALLENTS command processed.

The message destination is the z/OS system console and the IMS master terminal (if this is a DB/DC IMS). This message is also sent to the issuer of the command.

System action: The recovery instance is deleted.

System programmer response: No action is required.

Module: DFSRWCR0, DFSRWCP0

DFS4270I UNABLE TO REMOVE *resource_type*
resource_name: reason

Explanation: An database recovery service /RECOVER REMOVE command was issued but could not process. The message destination is the z/OS system console and the IMS master terminal (if this is a DB/DC IMS). This message is also sent to the issuer of the command.

In the message text:

resource_type

Identifies the type of resource the /RECOVER REMOVE command was issued against, and is one of the following:

- LIST
- DBDS
- AREA
- DB

resource_name

Identifies the name of the resource specified in the /RECOVER REMOVE command.

reason Indicates one of the following causes for the failures:

COMMAND TOO LONG

The number of elements specified on the /RECOVER REMOVE command is larger than that allowed by the recovery product for a single /RECOVER REMOVE command. Split the /RECOVER REMOVE command into multiple commands.

NOT IN RECOVERY LIST

The database data set or area specified in the command was not part of the recovery list.

NOT DEFINED IN RECON

The DB, CAGRP, DBDSGRP, or DATAGROUP resource types could not be found in RECON.

NOTHING REMOVED

No database data set or area was

removed as a result of the /RECOVER REMOVE command.

RECOVERY IN PROGRESS

A /RECOVER REMOVE command was issued when recovery was in progress for the recovery list.

RECOVERY LIST DOES NOT EXIST

A /RECOVER REMOVE command was issued, but the identified recovery list does not exist.

THIS IS A FAST PATH AREA

A /RECOVER REMOVE DBDS was specified in the command, but the entry was a Fast Path area.

THIS IS NOT A FAST PATH AREA

A /REC REMOVE AREA AREA name command was entered and the AREA name identified an FF DBDS in the recovery list.

Determine the appropriate AREA name, or enter /RECOVER REMOVE DBDS dbd dbds.

System action: If the *resource_type* is LIST, the /RECOVER REMOVE command is aborted. Otherwise, processing continues for those resources not identified by the error.

System programmer response: Determine why the command failed and if necessary, reissue the command.

Module: DFSRWCR0

DFS4273I RECOVER *command* **COMMAND REJECTED,** *rsn*

Explanation: A /RECOVER command is rejected because of the *rsn* listed in the message.

In the message text:

command

One of the following:

- ADD
- REMOVE
- START
- STOP

rsn

One of the following:

DRF WAS UNABLE TO START

A failure during database recovery initialization resulted in the /RECOVER command being rejected. See accompanying messages and correct the problem before issuing the /RECOVER command.

RECOVERY ADDRESS SPACE FAILED

A failure during database recovery address space initialization resulted in the /RECOVER command being rejected. See accompanying or related

messages and correct the problem before issuing the /RECOVER command.

TERMINATION IN PROGRESS

The recovery environment is terminating due to a /RECOVER TERMINATE command. Wait for termination processing to complete before issuing the /RECOVER command.

FEATURE NOT INSTALLED

IMS is unable to detect the presence of a database recovery product. If a database recovery product is installed, ensure that IMS has access to the libraries containing the database recovery product before issuing the /RECOVER command.

System action: The /RECOVER command is rejected.

System programmer response: Take the appropriate action described in the message explanation section. If the *rsn* indicates that an internal error exists, report the symptom and all diagnostic data to IBM. If the *rsn* indicates a correctable condition, correct the error and issue the /RECOVER command.

Module: DFSRW00

DFS4274I UNABLE TO STOP

resource_type resource_name: reason

Explanation: An database recovery service /RECOVER STOP command was issued but could not process. The message destination is the z/OS system console and the IMS master terminal (if this is a DB/DC IMS). This message is also sent to the issuer of the command.

In the message text:

resource_type

Identifies the type of resource the /RECOVER STOP command was issued against, and is one of the following:

- LIST
- DBDS
- AREA
- DB

resource_name

Identifies the name of the resource specified in the /RECOVER STOP command.

reason Indicates the cause of the error, and is one of the following:

RECOVERY NOT IN PROGRESS

A /RECOVER STOP command was issued when recovery was not in progress.

NOT IN RECOVERY LIST

The database data set or area specified in the command is not in the recovery list.

NOT IN RECON

The DB, CAGRP, DBDSGRP or DATAGROUP resource type was not found in RECON.

SAVE REQUIRES ALLENT

A /RECOVER STOP command was issued with the SAVE option, but ALLENTRIES was not specified.

NOTHING REMOVED

No database data set or area was stopped as a result of the /RECOVER REMOVE command.

THIS IS A FAST PATH AREA

A /RECOVER STOP command was issued with the DBDS option, but the entry is a Fast Path area.

System action: If the *resource_type* is LIST, then the /RECOVER STOP command aborts. Otherwise, processing continues for other resources.

System programmer response: Determine why the command failed and if necessary, reissue the command.

Module: DFSRWCP0

DFS4275I THE FOLLOWING ENTRIES WILL HAVE RECOVERY STOPPED:

Explanation: This message is followed by a series of DFS4265I messages. It indicates that one or more entries will have recovery stopped as a result of the /RECOVER STOP command. The message destination is the z/OS system console and the IMS master terminal (if this is a DB/DC IMS). This message is also sent to the issuer of the command.

System action: The *name* listed in the subsequent DFS4265I messages will have their recovery stopped.

System programmer response: No action is required.

Module: DFSRWCP0

DFS4277I RECOVERY COMPLETE FOR: *dbdname ddname*

Explanation:

The database recovery service issues this message for each entry in the recovery list for which recovery completed. *dbdname ddname* represents the DBDS or AREA that completed recover.

The message destination is the z/OS system console and the IMS master terminal (if this is a DB/DC IMS). This message is also sent to the issuer of the command.

System action: If *STAGLOBAL* was specified in the original /RECOVER command for *name*, the DBDS or AREA is automatically started globally. If *STALOCAL*

DFS4278I • DFS4282A

was specified, it is automatically started in the IMS issuing the message.

System programmer response: No action is required.

Module: DFSRWME0

DFS4278I UNABLE TO COMPLETE RECOVERY FOR: *dbdname ddname*

Explanation: The database recovery service is unable to complete recovery for the DBDS or AREA specified *dbdname* and *ddname*. This can be a result of a DBDS or AREA failure that occurred during recovery, or failure to restore the Image Copy for the DBDS or AREA.

The message destination is the z/OS system console and the IMS master terminal (if this is a DB/DC IMS). This message is also sent to the issuer of the command.

System action: None.

System programmer response: Determine the cause of the failure and rerun recovery when corrected.

Module: DFSRWME0

DFS4279I THE FOLLOWING ENTRIES ARE AUTHORIZED TO AN IMS:

Explanation: The database recovery service detected full function database data sets, Fast Path areas, or both during recovery to any time-stamp recovery that might need to be recovered. The database data sets and areas being recovered are updated by units of recovery that also update the ones identified in subsequent DFS4265I messages.

The message destination is the z/OS system console and the IMS master terminal (if this is a DB/DC IMS). This message is also sent to the issuer of the command.

System action: None.

System programmer response: Determine if the database data sets, areas, or both listed in subsequent DFS4265I messages need to be recovered to the same point in time as the recovery that caused this message.

Module: DFSRWPR0

Related information:

"DFS4265I" on page 912

DFS4280I UNABLE TO START *type* FOR THE RECOVERY LIST *token*, RC=*return code*

Explanation: The database recovery service is unable to start the areas or databases, indicated by *type*, associated with the recovery *token*. The message destination is the z/OS system console.

System action: The areas or databases are recovered but not started.

System programmer response: Issue the /START AREA, UPDATE AREA START(ACCESS) or /START

DATABASE command. Report this failure to IBM Software Support.

Module: DFSRWME0

DFS4282A ERROR PROCESSING PROCLIB MEMBER DFSORSXX: *error*

Explanation: An error was detected while processing the IMS PROCLIB member DFSORSxx. One or more DFS4282A messages might be issued, depending on the number of errors detected. The /RECOVER command that was processing fails.

In the message text, *error* is one of the following problems:

FAILURE PARSING, IKJPARS RC = *rc*

The TSO IKJPARS service detected an error in the parameters specified in the DFSORSxx member. IKJPARS returned the code shown as *rc*.

PARAMETER IN ERROR: *yyyy*

An invalid value was detected on a parameter in DFSORSxx. The incorrect parameter is indicated by *yyyy*.

TSO ENVIRONMENT IS NOT AVAILABLE

The TSO environment was not available. As a result, the DFSORSxx member could not be processed.

UNABLE TO DELETE STORAGE, IMODULE RC = *rc*

The DFSORSxx member parsing module, DFSRWPP0, was unable to free working storage it had obtained to process the member. IMODULE GETMAIN returned the code shown as *rc*. For information about IMODULE return codes, see the IMS system services return code information.

UNABLE TO OBTAIN STORAGE, IMODULE RC = *rc*

The DFSORSxx member parsing module, DFSRWPP0, was unable to obtain the storage necessary to process the member. IMODULE GETMAIN returned the code shown as *rc*. For information about IMODULE return codes, see the IMS system services return code information.

System action: The /RECOVER command that was processing fails.

Operator response: Take the appropriate action for the error you received:

FAILURE PARSING, IKJPARS RC = *rc*

From the messages in the SYSTSPRT data set, determine the parameters in error in the DFSORSxx member. Correct the parameters and reissue the /RECOVER command.

PARAMETER IN ERROR: *yyyy*

Correct the parameters indicated in DFSORSxx and reissue the /RECOVER command.

TSO ENVIRONMENT IS NOT AVAILABLE


Ensure that the TSO environment is available and resubmit the job.


UNABLE TO DELETE STORAGE, IMODULE RC =
rc Make note of the message and IMODULE return code and report the problem to IBM Software Support. No immediate corrective action is required; however, this message might be a sign of an internal logic error within IMS or problem with (IMS or z/OS) storage management.

UNABLE TO OBTAIN STORAGE, IMODULE RC =
rc Determine the reason for IMODULE GETMAIN failure based on the reason code. If the problem is due to fragmented storage, you might need to issue an z/OS IPL.

Module: DFSRWPP0

Related reference:

 z/OS: Checking return codes from the Parse Service Routine

 IMS system services return codes (Messages and Codes)

DFS4283I EARLY END OF RECOVERY FOR: *token*

Explanation: The database recovery service is ending early due to a failure that was encountered during the recovery. This error occurs if ERRORABORT was specified on the /RECOVER START command and a DBDS or AREA failure occurred during recovery, or the image copy for the DBDS or AREA failure to restore.

The message destination is the z/OS system console and the IMS master terminal (if this is a DB/DC IMS). This message is also sent to the LTERM that issued the /RECOVER START command.

System action: None.

System programmer response: Determine the cause of the failure, correct it, then rerun the recovery.

Module: DFSRWME0

DFS4284I RECOVERY GROUP *grpname* MEMBER *member* NOT IN RECOVERY LIST

Explanation: The /RECOVER START command was issued with members of the recovery group indicated in the message by *grpname*. However, not all members of the recovery groups are in the recovery list. DFS4284I is issued for each member of the recovery list. This message follows message DFS4267I.

In the message text:

grpname The name of the recovery groups.

member The database or area name in the recovery group.

System action: The command is not executed.

System programmer response: Add all the members of the recovery groups to the recovery list using the

/RECOVER ADD command, then issue /RECOVER START, or issue /RECOVER START with the NOCHECK parameter specified.

DFS4285I END OF RECOVERY FOR: *token*

Explanation: The Online Recovery Service issues this message when all recovery processing for the current recovery completes. *token* represents the recovery list token specified on the /RECOVER START command which initiated this recovery.

The message destination is the z/OS system console and the IMS master terminal (if this is a DB/DC IMS). This message is also sent to the issuer of the command.

System action: Processing continues.

Module: DFSRWME0

DFS4286I DATABASE RECOVERY SERVICE IS BEING TERMINATED

Explanation:

A /RECOVER TERMINATE command was issued, and the database recovery service is being removed from the system.

System action:

The database recovery service resources are released by IMS.

System programmer response: No action is required.

Module: DFSRVM00

DFS4287I DATABASE RECOVERY SERVICE HAS TERMINATED

Explanation:

A /RECOVER TERMINATE command was issued, and the database recovery service terminated.

System action:

The database recovery service resources are released.

System programmer response: No action is required.

Module: DFSRVM00

DFS4288I DATABASE RECOVERY SERVICE IS UNABLE TO TERMINATE

Explanation: A /RECOVER TERMINATE command was issued while a recovery was in progress.

System action: The command is ignored.

System programmer response: Wait until the current recovery completes before issuing the /RECOVER TERMINATE command. You can use the /REC STOP ALLENT command to stop the current recovery if you do not need it to complete.

DFS4289 • DFS4299I

Module: DFSRVM00

DFS4289 SMS_OPTION IGNORED

Explanation: The SMS_OPTION is not supported and was rejected. The /RECOVER ADD command failed. This message follows DFS4261I.

System action: ORS recovery does not start.

System programmer response: Issue the /RECOVER ADD command with supported SMSOPTS parameters.

Module: DFSRWCA0

Related information:

"DFS4261I" on page 911

DFS4299I xxx

Explanation: A message was issued by the IMS Online Recovery Service ORS. The 'message-id' and 'message-text' are documented in the *IMS Online Recovery Service for z/OS, User's Guide* (SC27-0944).

System action: The system response is documented in the *IMS Online Recovery Service for z/OS, User's Guide*.

Operator response: (master terminal) Take the appropriate action identified for the 'message-id' in the *IMS Online Recovery Service for z/OS, User's Guide*.

User response: Take the appropriate action identified for the 'message-id' in the *IMS Online Recovery Service for z/OS, User's Guide*.

Module: DFSRWPR0

Chapter 90. DFS messages, DFS4301E - DFS4350E

This topic contains the following messages:

DFS4304E CALL TO DBRC FAILED. RC=*retcode*

Explanation: DBRC was called from DFSKARC0, but the processing did not complete successfully.

System action: Processing terminates with condition code of 8.

User response: Determine the problem and resubmit the job. The problem might be due to one of the following:

- The SYSIN input should consist of the character string LIST.LOG; however, the SYSIN input could be invalid or omitted.
- DD statements for the RECON data sets might not have been included in the JCL.
- The IMS level of the RECON data sets might not match the level of the IMS.SDFSRESL included in the JOBLIB or STEPLIB DD statements in the JCL.

You can use the SYSPRINT output from DFSKARC0 to determine the problem.

Module: DFSKARC0

DFS4305W THE MAXIMUM NUMBER OF VOLSERS WAS EXCEEDED FOR THE DATA SET: *data set name*

Explanation: The indicated data set spans multiple volumes. The maximum number of volumes that are automatically extracted by utility DFSKARC0 is 8; however in this case, the number of VOLSERS exceeds this value. The first 8 VOLSERS are included in the generated JCL; however any subsequent VOLSERS are omitted.

System action: Processing continues. At the end of processing, a condition code of 4 is returned.

System programmer response: Update the generated JCL to supply the omitted VOLSER values to the DD statement associated with the indicated data set name before submitting the JCL.

Module: DFSKARC0

DFS4309E REQUIRED KEYWORD *keyword* HAS NOT BEEN SPECIFIED

Explanation: The indicated *keyword* is required, but was not included with the control statements for the utility.

System action: Processing terminates with condition code of 8.

User response: Specify a value for the keyword and resubmit the job.

Module: DFSKARC0

DFS4310E PREVIOUS CONTROL STATEMENT CONTAINED NO VALID KEYWORDS

Explanation: A control statement was encountered that did not contain any valid keywords.

System action: Processing terminates with condition code of 8.

User response: Correct or remove the control statement and resubmit the job.

Module: DFSKARC0

DFS4311E TIMESTAMP CONTROL STATEMENTS MUST INCLUDE CENTURY

Explanation: Start or Stop of date-related keywords that contained values which did not begin with the century portion of a date.

System action: Processing terminates with condition code of 8.

User response: Correct the control statement and resubmit the job.

Module: DFSKARC0

DFS4312E NO LOG DATASETS FOUND MATCHING SELECTION CRITERIA

Explanation: No entries in RECON match the combination of SSID, STRTIME, or STOPTIME that was specified in CNTLCRDS.

System action: Processing terminates with condition code of 8.

User response: Determine what the appropriate selection criteria should be and resubmit the job. The SYSPRINT output from DFSKARC0 can be used to determine which subsystems and time periods are appropriate.

Module: DFSKARC0

DFS4313I FEWER LOGS MATCHED SELECTION CRITERIA THAN WERE REQUESTED

Explanation: The LOGCOUNT= parameter specified a number of log data sets to be selected; however, fewer

DFS4320E • DFS4342E

log data sets matched the selection criteria specified in the control statements.

System action: Processing continues.

User response: No action is required.

Module: DFSKARC0

DFS4320E SOME LOG DATA SET NAMES ARE UNAVAILABLE BECAUSE THEY WERE CHANGED BY DBRC PRILOG RECORD COMPRESSION. THE LOG DATA SET NAMES WERE NOT EXTRACTED.

Explanation: DBRC PRILOG record compression replaced the data set name for sets of log data sets with the character string DSN=**** COMPRESSED DATA SET **** in the RECON data sets for the time range specified for processing by utility DFSKARC0. Because the data set names are no longer present in RECON, DFSKARC0 is not able to extract them.

System action: Processing continues.

If a range of log data set names are found within the time range specified for processing by DFSKARC0 that have not been subject to DBRC PRILOG record compression, an indication of this subset of time ranges is included in the summary report generated by DFSKARC0. At end of processing, a condition code of 8 is returned.

Programmer response: Supply STRTTIME and STOPTIME control statements to restrict the utility to a range for which log data set names are available, and resubmit the utility.

Module: DFSKARC0

DFS4321I ACTIVE OLDS DATA SET: *data set name* WAS NOT INCLUDED IN THE SELECTED DATA SETS

Explanation: The Online Log Data Sets (OLDS) were selected for processing by the RECON Query of Log Data Set Names utility. You specified the NOACTIVEOLDS control statement to exclude the active OLDS from the list of data set names extracted by the utility.

In the message text:

data set name

The name of the active OLDS that was excluded from the list

System action: The RECON Query of Log Data Set Names utility continues processing.

Operator response: No action is required.

Module: DFSKARC0

DFS4342E IMODULE INIT FAILED; RC=*xx*
RSN=*yyyyyyyyyy*

Explanation: An error occurred during the initialization of the IMS IMODULE service. IMS initialization cannot continue.

In the message text:

xx A return code that indicates the specific initialization function that failed. Possible values are:

- 04** Unable to load the IMS storage management module DFSMODU0. The reason code is a combination of the two values that are returned from the z/OS LOAD macro. The top half of the reason code is the abend code that the z/OS LOAD service would have issued if it had been called unconditionally. The lower half of the reason code is the reason code that is associated with the abend code. For example, 08060004 means system abend 806, reason code 04.
- 08** Unable to obtain storage for the IMODSTAT block (the internal IMS storage manager main control block). The reason code is the return code from the z/OS STORAGE macro.
- 0C** Unable to obtain storage for the internal IMODULE trace table. The reason code is the return code from the z/OS STORAGE macro.
- 10** Unable to obtain storage for the dynamic storage for the IMODULE service initialization module DFSMODX0. The reason code is the return code from the z/OS STORAGE macro.
- 14** Unable to obtain storage for the 64-bit storage tracking object for private storage. The reason code is the return code from the z/OS IARV64 macro.
- 18** Unable to obtain storage for the 64-bit tracking object for common storage. The reason code is the return code from the z/OS IARV64 macro.
- 1C** Unable to load the IMS storage cleanup module DFSMODU2. The reason code is a combination of the two values that are returned from the z/OS LOAD macro. The top half of the reason code is the abend code that the z/OS LOAD service would have issued if it had been called unconditionally. The lower half of the reason code is the return code that is associated with the abend code. For example, 08060004 means system abend 806, reason 04.
- 20** Unable to obtain storage for a work area for the IMS storage cleanup

routine DFSMODU2. The reason code is the return code from the z/OS STORAGE macro.

- 24 A DL/I separate address space (DLISAS) region attempted to initialize IMS IMODULE services; however, the associated IMS control region was not running with DLISAS and did not allocate an IMODULE IMODASCT block for DL/I. This error can be caused by erroneously starting a DL/I address space directly, outside of IMS system's control, when the associated control region is a DCCTL IMS or is running with LSO=Y (no DL/I).
- 28 A DLISAS region attempted to initialize IMS IMODULE services; however, another DL/I region had already initialized IMODULE services for the same control region. This error can be caused by erroneously starting a second DL/I address space directly, outside of IMS system's control, when there is already a DL/I address space started for the same IMS control region.

yyyyyyyy

A reason code that is the return code of the service that failed. For IARV64 return codes, see *z/OS MVS Programming: Authorized Assembler Services Reference Vol 2 (SA22-7610)*. For codes from STORAGE, see *z/OS MVS Programming: Authorized Assembler Services Reference Vol 4 (SA22-7612)*. For information about the abend code and the reason code from LOAD, see *z/OS MVS System Codes (SA22-7626)*.

System action: IMS terminates abnormally with abend 0684.

System programmer response: If the error described in this message is caused by environmental conditions, such as insufficient storage or module missing from IMS.SDFSRESL, correct the problem. Then, restart the address space. Otherwise, save a memory dump and SYSLOG information and contact IBM Software Support.

Module: DFSMODX0

Related reference:

➔ z/OS: IARV64 macro return and reason codes

➔ z/OS: STORAGE OBTAIN return and reason codes

➔ z/OS: z/OS MVS System Codes

Related information:

➔ IMS abend 0684

DFS4343E IMS STORAGE CLEANUPABEND

abend_code PSW=*psw* RSN=*rsn*
modname=module_address

Explanation: An abnormal termination occurred in IMS storage cleanup processing during IMS termination.

In the message text:

- abend_code* The abend code that was received; Sxxx for a system abend, Uxxx for a user abend.
- psw* The PSW (program status word) content at the time of the termination.
- rsn* The abend reason code, if any; N/A if there is none.
- modname* The name of the IMS cleanup module that detected the termination. This module might not be the one in which the termination occurred.
- module_address* The address of the module identified with *modname*.

System action: When an abnormal termination occurs during IMS storage cleanup, the storage cleanup recovery routine receives control from z/OS. The recovery routine analyzes the abend, takes appropriate action, and gathers diagnostic data. The recovery routine will take an SDUMP for the first abend that occurs during processing. If possible, the recovery routine will recover from the termination and return control to the storage cleanup routine to continue releasing storage.

For abends after the first, the recovery routine will issue message this message and create an error entry in LOGREC, but does not take another SDUMP.

System programmer response: Save a copy of the memory dump and the LOGREC records pertaining to this termination. Then contact IBM Software Support.

Module: DFSMODX0

DFS4350E *ddname function* ERROR, RC=*rc*

Explanation: The identified function failed for the *ddname* data set. The return codes for the OPEN and CLOSE functions are in *z/OS DFSMS Macro Instructions for Data Sets*. RDJFCB return codes are in *z/OS DFSMSdfp Advanced Services*.

In the message text:

- ddname* Data set name.
- function* Any of the following functions can result in this message:
 - OPEN
 - CLOSE
 - RDJFCB
- rc* Return code from the function.


DFS4350E


System action: The utility terminates.


System programmer response: Ensure that the DD statement for the data set is defined correctly.

Module: DFS3UCD0

Related reference:

 z/OS: OPEN--Connect Program and Data (BDAM, BISAM interface to VSAM, BPAM, BSAM, QISAM interface to VSAM, and QSAM)

 z/OS: CLOSE--Disconnect Program and Data (BDAM, BISAM, BPAM, BSAM, QISAM, and QSAM)

 z/OS: RDJFCB macro specification

Chapter 91. DFS messages, DFS4351E - DFS4400E

This topic contains the following messages:

DFS4351E *pgmname* ENCOUNTERED AN ERROR TRYING TO READ THE *ddname* DATA SET RC=*rc*

Explanation: The utility identified by *pgmname* attempted to read the data set identified by *ddname* but encountered an error in the BPERDPDS macro that opens and reads the data set.

In the message text:

pgmname

The module ID.

ddname The data set that encountered the read error.

rc The return code from BPERDPDS.

System action: The utility terminates.

Operator response: No action is required.

System programmer response: Ensure that the data set name is correct.

Module: DFS3UCD0

DFS4352E *pgmname* ENCOUNTERED AN ERROR TRYING TO READ THE *ddname* DATA SET RC=*rc*

Explanation: The utility identified by *pgmname* encountered an error while trying to parse the information in the data set identified by *ddname*. The BPEPARSE service is used to parse the data set.

In the message text:

pgmname

The module ID.

ddname The data set that encountered the parsing error.

rc The return code from BPEPARSE.

System action: The utility terminates.

System programmer response: Additional BPE messages are generated at the same time as this message. See those messages for more information about the parsing error.

Module: DFS3UCD0

DFS4353I *pgmname* PROCESSING COMPLETED, RC=*rc* RSN=*rsn*

Explanation: The *pgmname* utility completed processing successfully. This message is typically followed by additional utility or macro messages.

In the message text:

pgmname

The module ID.

rc The return code from the utility.


rsn The reason code from the utility.

System action: The utility terminates.

Programmer response: If the return code is not zero, errors might have occurred during processing. Examine the other messages generated by the utility to determine if troubleshooting is necessary.

Module: DFS3UCD0

Related reference:

 IMS catalog partition definition data set utility (DFS3UCD0)

DFS4354E FAILURE OBTAINING STORAGE, RC=*rc* RSN= *rsn*

Explanation: The utility identified by *pgmname* encountered an error while obtaining storage. This error usually occurs because the region size is not large enough.

In the message text:

pgmname

The module ID.

rc Reason code from the STORAGE OBTAIN macro.

rsn Identifies the type of storage block:

1 Grammar

2 Parsed output

3 Definition control block

System action: The utility terminates.

Programmer response: Increase the region size where the utility is running and run the job again.

Module: DFS3UCD0

DFS4355E HIKEY=YES CANNOT BE SPECIFIED WITH PARTSEL, HALDB=*dbname*

Explanation: A HALDB can either use a partition selection exit or high key values, but not both.

System action: The utility terminates.

Programmer response: Correct the HALDB SYSIN statement for the DFS3UCD0 utility and run the job again.

Module: DFS3UCD0

DFS4356I HALDB *dbname* SUCCESSFULLY DEFINED

Explanation: The DFS3UCD0 utility successfully created the partition definition data set for the *dbname* database.

System action: The utility terminates.

Programmer response: No action is required.

Module: DFS3UCD0

DFS4357E NO PART STATEMENT SPECIFIED IN SYSIN FOR HALDB=*dbname*

Explanation: The SYSIN statement for the DFS3UCD0 utility does not contain any PART statements for the HALDB identified by *dbname*.

System action: The utility terminates.

Programmer response: Either add a PART statement for the database or remove the HALDB statement for the database and run the job again.

Module: DFS3UCD0

DFS4358E PART STATEMENT HAS NO CORRESPONDING HALDB STATEMENT, HALDB=*dbname* PART=*partname*

Explanation: There is no HALDB statement specified for the identified partition.

System action: The utility terminates.

Programmer response: Correct the SYSIN statement for the DFS3UCD0 utility. Either add an appropriate HALDB statement or remove the identified PART statement and run the job again.

Module: DFS3UCD0

DFS4359E KEYWORDS KEYSTCHAR AND KEYSTHEX CANNOT BE SPECIFIED TOGETHER, HALDB=*dbname* PART=*partname*

Explanation: The KEYSTCHAR and KEYSTHEX parameters of the HALDB PART statement for the DFS3UCD0 utility are mutually exclusive. Either specify the partition high key value or selection string in character format (KEYSTCHAR) or in hexadecimal format (KEYSTHEX).

System action: The utility terminates.

Programmer response: Correct the HALDB PART statement for the DFS3UCD0 utility and run the job again

Module: DFS3UCD0

DFS4360E *statement* STATEMENT CONTAINS AN INVALID VALUE IN KEYWORD *keyword*, HALDB=*dbname* PART=*partname*

Explanation: The indicated keyword value is invalid. This typically occurs because an illegal character was used, because the value is too long or too short, or because a numeric value was outside the valid range.

In the message text:

statement

The statement containing the invalid parameter value.

keyword

The keyword for which the invalid parameter value was specified.

dbname

The HALDB database name specified for the utility.

partname

The HALDB partition name specified for the utility.

System action: The DFS3UCD0 utility terminates.

Programmer response: Correct the keyword value and run the utility again.

Module: DFS3UCD0

DFS4361E MORE BLOCKSIZE VALUES ARE SPECIFIED THAN THE NUMBER OF DATA SET GROUPS (*nn*), HALDB=*dbname* PART=*partname*

Explanation: The HALDB named *dbname* uses *nn* data set groups. The PART statement of the DFS3UCD0 utility job specified more than *nn* block size values for the BLOCKSIZE parameter.

In the message text:

nn

The number of data set groups the *dbname* HALDB uses.

dbname

The database name.

partname

The HALDB partition name.

System action: The DFS3UCD0 utility terminates.

Programmer response: Correct the BLOCKSIZE parameter and run the DFS3UCD0 utility again.

Module: DFS3UCD0

DFS4362E A HIGH KEY IS REQUIRED FOR THIS PARTITION, HALDB=*dbname* PART=*partname*

Explanation: The PART statement for the identified HALDB partition (*partname*) did not specify a high key value. The HALDB identified by *dbname* does not use a partition selection exit routine, so a high key value is required.

In the message text:

dbname The database name.

partname

The HALDB partition name.

System action: The DFS3UCD0 utility terminates.

Programmer response: Specify a high key value with either the KEYSTCHAR parameter or the KEYSTHEX parameter and run the DFS3UCD0 utility again.

Module: DFS3UCD0

DFS4363E A PARTITION SELECTION EXIT IS REQUIRED WHEN HIKEY=NO IS SPECIFIED, HALDB=*dbname*

Explanation: A HALDB statement for the DFS3UCD0 utility with the keyword HIKEY=NO must use a partition selection exit routine. No PARTSEL keyword was included, or the name was not valid.

In the message text:

dbname The database name.

System action: The DFS3UCD0 utility terminates.

Programmer response: Specify a partition selection exit routine with the PARTSEL keyword and run the DFS3UCD0 utility again. You can specify the exit routine name in either the SYSIN statement for the utility or in the DBDLIB member for the database.

Module: DFS3UCD0

DFS4364E *statement* STATEMENT SPECIFIES A DUPLICATE *nametype* NAME, HALDB|PART=*name*

Explanation: HALDB names and HALDB partition names must be globally unique.

In the message text:

statement

The SYSIN statement where the duplicate name is located.

nametype

The type of resource that is using a duplicate name.

name The database or database partition name.

System action: The DFS3UCD0 utility terminates.

Programmer response: Correct the duplicate name and run the DFS3UCD0 utility again.

Module: DFS3UCD0

DFS4365E INVALID KEY OR STRING VALUE SPECIFIED IN PART STATEMENT, HALDB=*dbname* PART=*partname* RSN=*reason*

Explanation: The *partname* PART statement for the DFS3UCD0 utility specified an invalid high key value with either the KEYSTCHAR or KEYSTHEX keyword.

In the message text:

dbname The HALDB name.

partname

The HALDB partition name.

reason The reason why the specified key value is invalid:

KEY TOO LONG

The specified high key value is longer than the root key length for the HALDB.

ODD NUMBER HEX

An odd number of characters was specified for the KEYSTHEX parameter. Hexadecimal values must contain an even number of characters.

INVALID HEX

An invalid character was specified for the KEYSTHEX parameter. Hexadecimal values can include the numerals 1-9 and the letters A-F.

DUPLICATE KEY

High key values for each partition of a HALDB must be unique within that HALDB. The specified key value was used in a previous PART statement.

System action: The DFS3UCD0 utility terminates.

Programmer response: Correct the KEYSTCHAR or KEYSTHEX parameter value and run the DFS3UCD0 utility again.

Module: DFS3UCD0

DFS4366E TOO MANY PARTITIONS SPECIFIED FOR HALDB=*dbname*

Explanation: HALDBs cannot have more than 1001 partitions.

In the message text:

dbname The HALDB name.

System action: The DFS3UCD0 utility terminates.

Programmer response: Reduce the number of HALDB partitions defined for this HALDB and run the DFS3UCD0 utility again.

Module: DFS3UCD0

DFS4367E *ddname* CANNOT CONTAIN
CONCATENATED DATA SETS

Explanation: A DD statement submitted for the DFS3UCD0 utility contains multiple data sets. Multiple data sets are not supported by the utility.

In the message text:

ddname The DD statement name

System action: The DFS3UCD0 utility terminates.

Programmer response: Correct the DD statement and run the DFS3UCD0 utility again.

Module: DFS3UCD0

DFS4368E DBDLIB PROCESSING ERROR,
RSN=*rsncode* DB=*dbname*

Explanation: The IMS catalog partition definition data set utility encountered an error while processing the IMS DBDLIB.

In the message text:

rsncode One of the following reason codes:

- 1 No IMS DD statement
- 2 IMS DD open error
- 3 Database not found in DBDLIB
- 4 Specified DB is not a HALDB

dbname For reason codes 3 and 4, this field indicates the database name that was either not found or that is not a HALDB. For reason codes 1 and 2, this field is blank.

System action: The DFS3UCD0 utility terminates.

Programmer response: Correct the DD statement and run the DFS3UCD0 utility again.

Module: DFS3UCD0

DFS4380W OTMA XCF MESSAGES FROM *member*
name HAVE REACHED 80% OF THE
MAXIMUM MESSAGE LIMIT *nnn*

Explanation: OTMA processing could slow down because a problem with RACF I/O, queue manager I/O, or other unknown internal component was encountered by the IMS system. XCF messages from an OTMA client, such as IMS Connect or IBM MQ, can pile up in the IMS causing a potential flood condition. When OTMA detects this condition, OTMA issues this warning message. It then sends out a protocol message to the OTMA client so that the client can reroute the subsequent transactions to a different IMS. The XCF messages from the OTMA client eventually are processed by the IMS when the slow down condition is relieved or resolved. If the OTMA transaction expiration function is activated in the IMS system, these XCF messages could be discarded.

System action: Processing continues. An OTMA

protocol message with the warning status is sent to the OTMA client.

System programmer response: A potential XCF message flood has occurred in this IMS. Reroute new transaction requests to a different IMS.

Module: DFSYSND0

DFS4381I OTMA XCF MESSAGE FLOOD
CONDITION HAS BEEN RELIEVED
FOR MEMBER *name*

Explanation: The OTMA XCF message count has reached 50% of the maximum limit. OTMA has considered this condition as a relieve condition and issued this informational message.

System action: Processing continues. An OTMA protocol message with the OK status is sent to the OTMA client.

System programmer response: An XCF message flood has been resolved. This IMS is OK to process new transactions from OTMA clients.

Module: DFSYSND0

DFS4382W THE TOTAL OTMA TPIPE COUNT
nnnnn HAS REACHED 80% OF *mmmmmm*
for MEMBER *name*

Explanation: OTMA detected that the number of transaction pipes (tpipe) has reached or exceeded 80% of the maximum number *mmmmmm*, which you set in the descriptor file. OTMA issues this warning message for each OTMA member.

In the message text:

nnnnn The current number of tpipes

mmmmmm

The limit number of tpipes you set for this member

name The name of the member

System action: The system continues to create tpipes.

System programmer response: Start monitoring the number of tpipes for each member. Issue a checkpoint three times to clean the idle tpipes.

Module: DFSYFD00

DFS4383E THE TOTAL OTMA TPIPE COUNT
nnnnn HAS REACHED 100% OF
mmmmmm for MEMBER *name*

Explanation: OTMA detected that the number of transaction pipes (tpipe) has reached or exceeded the maximum limit indicated by *mmmmmm*, which you set in the descriptor file. OTMA issues this message for each OTMA member.

In the message text:

nnnnn The current number of tpipes

mmmmmm

The limit number of tpipes you set for this member

name The name of the member

System action: Processing stops. IMS ceases creating tpipes and issues this message.

System programmer response: An OTMA tpipe overflow has occurred in this IMS. OTMA stops creating new tpipes. Issue a checkpoint three times to clean the idle tpipes. The system can then continue to create new tpipes.

Module: DFSYFD00

DFS4384I THE TOTAL OTMA TPIPE COUNT
nnnnn HAS DECREASED BELOW *xx%*
OF *mmmmmm* FOR MEMBER *name*

Explanation: OTMA detected that the number of transaction pipes (tpipes) has fallen below *xx* percentage of the maximum limit indicated by *mmmmmm*, which you set in the descriptor file. OTMA issues this relief message for each OTMA client.

In the message text:

nnnnn The current number of tpipes

xx The relief level of the maximum limit. This relief level can be set in the OTMA client descriptor. The default is 50.

mmmmmm

The limit number of tpipes you set for this member

name The name of the member

System action: The system continues to create tpipes.

System programmer response: No action is required.

Module: DFSYFD00

DFS4385W THE GLOBAL OTMA TPIPE COUNT
nnnnn HAS REACHED 100% OF *kkkkk*

Explanation: OTMA detected that the total number of transaction pipes (tpipe) has reached or exceeded the monitoring point indicated by *kkkkk*.

In the message text:

nnnnn The current global number of tpipes.

kkkkk The global monitoring point. This number is the highest number of tpipes you set for all members.

System action: The system continues to create tpipes.

System programmer response: Start monitoring the number of tpipes for each member. Issue a checkpoint three times to clean the idle tpipes.

Module: DFSYFD00

DFS4386I THE GLOBAL OTMA TPIPE COUNT
nnnnn HAS DECREASED BELOW 80%
OF *kkkkk*

Explanation: OTMA detected that the total number of transaction pipes (tpipe) has fallen below 80% of monitoring point indicated by *kkkkk*.

In the message text:

nnnnn The current global number of tpipes.

kkkkk The global monitoring point. This number is the highest number of tpipes you set for all members.

System action: The system continues to create tpipes.

System programmer response: No action is required.

Module: DFSYFD00

DFS4388W THE TOTAL OTMA INPUT
MESSAGES(TIB) HAVE REACHED OR
EXCEEDED THE GLOBAL LIMIT *nnn*

Explanation: OTMA detected that the total number of commit mode 1 (CM1) message blocks (YTIB) has reached or exceeded the warning limit indicated by *nnn* in the message text. OTMA considers this message flood condition as a global warning for all the OTMA clients.

System action: Processing continues. An OTMA protocol message with the warning status is sent to all OTMA clients.

System programmer response: An OTMA message flood has occurred in this IMS. Reroute the new transaction requests to a different IMS.

Module: DFSYFD00

DFS4400E RM IS NOT ENABLED TO USE
REPOSITORY FOR REPOTYPE=*repotype*

Explanation: IMS is defined to import stored resource definitions automatically from the IMSRSC repository, as specified with AUTOIMPORT=REPO or AUTOIMPORT=AUTO and the REPOSITORY section. However, Resource Manager (RM) is not enabled to use the repository for the defined repository type. You must take one of the following actions:

- Enable RM with the repository before IMS is restarted
- Modify IMS to disable automatic import from the repository
- Remove the definitions in the REPOSITORY section

In the message text:

repotype

Indicates the repository type. The valid value for *repotype* is IMSRSC.

System action: IMS terminates abnormally with abend code 0400, subcode 01.

DFS4400E


Operator response: No action is required.

System programmer response: Modify the AUTOIMPORT option in the dynamic resource definition section of the DFSDFxxx PROCLIB member to disable automatic import from the repository, or enable RM to use the repository.


User response: No action is required.

Programmer response: No action is required.

Related concepts:

 [IMS initialization with the IMSRSC repository \(System Administration\)](#)

Related information:

 [IMS abend 0400](#)
Chapter 2, "IMS problem determination," on page 13

Chapter 92. DFS messages, DFS4401E - DFS4450I

This topic contains the following messages:

DFS4401E RM *requestname* ERROR, RC=*rc* RSN=*rsn*
ERRORTXT=*errortext*

Explanation: An error occurred while processing the specified RM request type.

If the error message is issued during IMS autoexport to the IMSRSC repository, then the autoexport was not successful. The error return and reason code indicate the error. Once the error is resolved, you can issue an EXPORT DEFINITION(CHANGESONLY) command or wait for the next autoexport to trigger the write of the changed resource definitions to the IMSRSC repository.

In the message text:

requestname

Indicates the RM request type that failed.

rc

Indicates the return code from the specified RM request type. For a description of the return code, see the CSLSRR or CSLRRR macro.

rsn

Indicates the reason code from the specified RM request type. For a description of the reason code, see the CSLSRR or CSLRRR macro.

errortext

Indicates error text. *errortext* can be blank or the error text from the RM request type, which provides more information about the error.

errortext can have the following value:

CHANGE LIST

Indicates that the attempt to delete the change list failed. If the change list exists, it is processed the next time IMS warm starts or emergency restarts, or deleted the next time IMS cold starts.

This message can be issued in any of the following situations:

- During IMS cold start
- While the IMS change list is being imported internally during IMS warm or emergency restart
- While the IMS change list is being deleted during IMS warm start, emergency restart, or cold start

System action: If this message is issued during IMS cold start while resource definitions are being imported automatically from the IMSRSC repository, the IMS system ends abnormally with abend code 3368. If the message is issued during IMS change list processing, the IMS system continues processing.

If the DFS4401E message with ERRORTXT=CHANGE LIST

is issued after the IMS restart is complete, IMS initiates a simple checkpoint to be able to log the change list time in the checkpoint log record. The IMS checkpoint is taken so that the residual change list that was not deleted is not reprocessed at IMS restart.

System programmer response: The RM return and reason codes are described in the CSLRRR macro.

If this message resulted in termination of IMS, fix the problem that resulted in the RM error and then restart IMS. If this message is issued while IMS is processing the change list, the resource definitions that were being imported might be in NOTINIT-xx-REPOCHGLIST state. The resources and descriptors remain NOTINIT until IMS is restarted and the next internal import from the change list succeeds, or until you issue an IMPORT DEFN SOURCE(REPO) command to successfully import the resource and the descriptor definitions from the repository. You can issue the QUERY DB, QUERY PGM, QUERY RTCODE, and QUERY TRAN commands to display the resources that are in the NOTINIT-xx-REPOCHGLIST state. There are no QUERY commands for displaying descriptors in NOTINIT state because descriptors do not have status. See message DFS4414I for names of the descriptors that are still in NOTINIT state if the internal import from the change list failed.

If the DFS4401E message with ERRORTXT=CHANGE LIST is issued by IMS during restart processing, it indicates that IMS was not able to delete the IMS change list from the IMSRSC repository. You must issue a DELETE DEFN TYPE(CHGLIST) command to delete the change list from the repository.

Module: DFSIP300, DFSRPS60

Related concepts:

➤ IMS initialization with the IMSRSC repository (System Administration)

Related tasks:

➤ Cold starting an IMS system that uses the IMSRSC repository (Operations and Automation)

Related reference:

➤ DFSDFxxx member of the IMS PROCLIB data set (System Definition)

Related information:

➤ 0400 (Messages and Codes)

Chapter 2, “IMS problem determination,” on page 13

DFS4402W THE REPOSITORY SECTION IS IGNORED BECAUSE IMS IS ENABLED WITH *variabletext*

Explanation: The REPOSITORY section of the DFSDFxxx member of the IMS PROCLIB data set is ignored because IMS is not enabled with DRD (MODBLKS=OLC) or IMS is not using RM services (RMENV=N).

In the message text:
variabletext

Can be one of the following values:
MODBLKS=OLC
RMENV=N

The DFS4402W message is issued only if the REPOSITORY section is defined in the DFSDFxxx member of the IMS PROCLIB data set along with MODBLKS=OLC and RMENV=N.

System action: IMS continues processing with MODBLKS=OLC or RMENV=NO. IMS is not enabled to use the IMSRSC repository.

System programmer response: If IMS will be enabled with MODBLKS=OLC or RMENV=NO, remove the REPOSITORY= statement from the DFSDFxxx member so that the DFS4402W message is not issued at the next restart. Or, if the IMSRSC repository is to be enabled, modify IMS to be enabled with DRD if MODBLKS=OLC and to use RM services by removing the RMENV=NO statement.

Module: DFSDFN10

Related concepts:

➤ IMS initialization with the IMSRSC repository (System Administration)

Related reference:

➤ DFSDFxxx member of the IMS PROCLIB data set (System Definition)

Related information:

Chapter 2, "IMS problem determination," on page 13

DFS4403E REPOSITORY= STATEMENT IS NOT DEFINED FOR REPOSITORY
TYPE=*repotype*

Explanation: During IMS initialization, it was detected that the REPOSITORY= statement was not coded in the REPOSITORY section of the DFSDFxxx member of the IMS.PROCLIB data set.

In the message text:
repotype

Indicates the repository type.

When *repotype* is IMSRSC, the REPOSITORY= statement is not defined in the DFSDFxxx member and the repository section header might not be defined. If

AUTOIMPORT=AUTO is specified, IMS issues this message and AUTOIMPORT from RDDS or MODBLKS. If AUTOIMPORT=REPO is specified, IMS initialization terminates abnormally with abend 0071 and RC=27,2108.

System action: If AUTOIMPORT=REPO is specified, IMS initialization ends abnormally with IMS abend code 0071 and return code 27,2108.

If AUTOIMPORT=AUTO is specified, IMS initialization resource definitions are read from RDDS or MODBLKS if they are defined and not empty.

Operator response: No action is required.

System programmer response: For AUTOIMPORT=REPO, add the REPOSITORY= statement to the DFSDFxxx member of the IMS PROCLIB data set and restart IMS.

For AUTOIMPORT=AUTO, if the resource definitions are to be imported from the repository, add the REPOSITORY= statement to the DFSDFxxx member of the IMS PROCLIB data set and restart IMS.

If using RDDS or MODBLKS is valid, no action is needed.

User response: No action is required.

Programmer response: No action is required.

Module: DFSDFN10

Related reference:

➤ DFSDFxxx member of the IMS PROCLIB data set (System Definition)

Related information:

➤ IMS abend 0071

Chapter 2, "IMS problem determination," on page 13

DFS4404I IMS CONNECTED TO
RMNAME=*rmname* **FOR REPOSITORY**
TYPE=*repotype*
REPOSITORY NAME=*reponame*

Explanation: IMS successfully connected to the repository whose name and type are shown in the message.

In the message text:

rmname Indicates the Resource Manager (RM) name.
repotype

Indicates the repository type. The only valid value is IMSRSC.

reponame

Indicates the repository name.

System action: Processing continues.

Operator response: No action is required.

User response: No action is required.

Programmer response: No action is required.

Related concepts:

➔ IMS initialization with the IMSRSC repository (System Administration)

Related tasks:

➔ Cold starting an IMS system that uses the IMSRSC repository (Operations and Automation)

Related reference:

➔ DFSDFxxx member of the IMS PROCLIB data set (System Definition)

DFS4405W REPOSITORY FOR REPOTYPE=*repotype* IS EMPTY, REPONAME=*reponame*

Explanation: IMS connected successfully to the repository whose name and type are indicated in the message. However, Resource Manger (RM) indicated that the repository was empty. No resources are imported from the repository.

At the end of IMS cold start, you must issue the EXPORT DEFN TARGET(REPO) command or run the RDDS-to-Repository utility (CSLURP10) to populate the runtime resource definitions to the repository.

In the message text:

repotype

Indicates the repository type. The only valid value is IMSRSC.

reponame

Indicates the repository name.

System action: IMS continues processing.

System programmer response: Issue the EXPORT DEFN TARGET(REPO) command or use CSLURP10 to export the runtime resource definitions to the repository.

User response: Issue the EXPORT DEFN TARGET(REPO) command or use CSLURP10 to export the runtime resource definitions to the repository.

Programmer response: No action is required.

Module: DFSIP300

Related tasks:

➔ Cold starting an IMS system that uses the IMSRSC repository (Operations and Automation)

Related reference:

➔ DFSDFxxx member of the IMS PROCLIB data set (System Definition)

DFS4406E REPOSITORY= STATEMENT FOR REPOTYPE=*repotype* INCONSISTENT OVER RESTART

Explanation: The IMS.PROCLIB member DFSDFxxx was inconsistent with REPOSITORY for

REPOTYPE=*repotype* usage before the restart.

In the message text:

repotype

The repository type

System action: IMS terminates with abend 0168 and code X'1C'.

Programmer response: Correct the IMS.PROCLIB member DFSDFxxx to include or not include REPOSITORY usage by adding or deleting the statement: REPOSITORY=(TYPE=*repotype*) in the <SECTION=REPOSITORY> section.

Non-XRF and XRF active systems need come up with repository usage as follows:

1. Changing from REPO(Yes) to REPO(No) is only allowed on a cold start
2. Changing from REPO(No) to Repo(Yes) is allowed on NRE. It is also allowed on ERE if an UPD IMS command was used before the restart to successfully connect to the repository.
3. Changing Repo(No) to Repo(No) is always allowed unless an UPD IMS command was used before the restart to connect to the repository.
4. Changing Repo(Yes) to Repo(Yes) is always allowed.

XRF alternate systems need to come up with repository usage consistent with the SNAPQ checkpoint from which it was restarted.

Module: DFSRLP00

Related information:

➔ IMS abend 0168

DFS4407A IMS IS NOT ENABLED TO USE THE REPOSITORY FOR REPOTYPE=*repotype*

Explanation: A TAKEOVER (TKO) occurred on an XRF alternate system that has failed processing a type22 record for the command: UPD IMS SET(LCLPARM(REPO(Y) REPOTYPE(*repotype*))). The command was successful on the XRF active system.

In the message text:

repotype

The repository type

System action: Processing continues, but the DFS4407A message remains highlighted on the console until an UPD command to connect to the repository is processed on the new XRF active system.

Operator response: No action is required.

Programmer response: Correct any problems that might cause repository connection failures, and issue the UPD command on the new XRF active system again.

Module: DFSIU130

DFS4407E IMS IS NOT ENABLED TO USE THE REPOSITORY FOR REPOTYPE=repotype

Explanation: An extended recovery facility (XRF) alternate system failed processing a type22 record for command UPD IMS SET(LCLPARM(REPO(Y) REPOTYPE(*repotype*))) . The command was successful on the XRF active system.

In the message text:
repotype

The repository type

System action: Processing continues, but the XRF active is now using the repository while the XRF alternate is not.

Programmer response: Correct any problems that might cause repository connection failures, and issue the UPD IMS command on the active IMS again.

Module: DFSIU130

DFS4408I REPOSITORY CHANGE LIST PROCESSING INITIATED

Explanation: This message is issued at the end of IMS restart (warm start or emergency restart), after log record processing, if the restarting IMS is enabled with the IMSRSC repository. If the restarting IMS is enabled with the IMSRSC repository, IMS determines whether a change list exists and should be processed.

If a change list exists, all change list resources and descriptors are quiesced and imported internally from the repository asynchronously from IMS restart. The change list resources and descriptors are marked as NOTINIT, with a status of NOTINIT-xx-REPOCHGLIST, so that no work can be processed for them until the change list resources are imported into IMS. If any of the resources on the change list do not exist, a new resource is created with no attributes defined, taking the default value if any, and marked NOTINIT.

If a change list does not exist, this message is followed by message DFS4412I.

System action: IMS reads the change list from the repository and starts processing the list by importing the stored resource definitions into IMS as runtime resource definitions. Change list processing might be finished after IMS restart completes. If change list processing is successful, message DFS4412I is issued.

User response: No action is required.

Module: DFSRPS20

DFS4409A REPOSITORY CHANGE LIST IS NOT ACCESSIBLE - IMS RESOURCES MAY BE OUT OF SYNC

Explanation: During IMS restart (warm start or emergency restart), IMS was unable to access the

IMSRSC repository to determine whether a change list existed.

This message is preceded by the following message:
DFS4401E RM CSLRPxxx REQUEST FAILED, RC=xxxxxxx
RSN=xxxxxxx ERRORTXT=

The DFS4401E message indicates why the repository is not accessible. For example, the repository is not accessible if the repository is stopped, the Repository Server is down, or RM is down.

If the change list does not exist in the repository, there is no problem.

If the change list exists in the repository, the IMS runtime resource definitions are out of synchronization with the stored resource definitions in the repository. The change list contains the list of resources and descriptors that were imported while IMS was down.

System action: During IMS restart, IMS does not create or update resources and descriptors that are listed in the change list. The change list in the IMSRSC repository is not deleted. The change list will be processed and deleted the next time IMS restarts.

User response: Correct the problem, shut down the IMS, and then restart it, so that the change list processing can be completed successfully and the change list is deleted.

Alternatively, if you do not want to shut down IMS, you can take one of the following actions:

- Issue the QUERY DB, QUERY DBDESC, QUERY PGM, QUERY PGMDESC, QUERY RTC, QUERY RTCDESC, QUERY TRAN, or QUERY TRANDESC command by using time stamps to determine which resource definitions are outdated. Then, import those resources by using the IMPORT DEFN SOURCE(REPO) command.
- Import all resources again, by issuing the command: IMPORT DEFN SOURCE(REPO) NAME(*) TYPE(ALL) OPTION(UPDATE).

If an IMPORT DEFN SOURCE(REPO) command is issued to update the IMS runtime definitions with the stored resource definitions in the repository, a DELETE DEFN TYPE(CHGLIST) command must be issued to delete the IMS change list from the repository.

Module: DFSRPS60

DFS4410I REPOSITORY CHANGE LIST PROCESSING SUCCEEDED FOR RSCTYPE=rsctype COUNT=count

Explanation: Runtime resource definitions for IMS resources and descriptors are now synchronized with the stored definitions in the IMSRSC repository.

During IMS restart, IMS detected a change list for the IMS in the repository and applied the changes by

| creating and updating resources or descriptors for the
| specified resource type.

| One DFS4410I message is issued for each resource type
| that is processed. For example, if only programs and
| transactions are in the change list, you receive two of
| these messages, one for PGM and the other for TRAN.

| The IMS change list contains resources or descriptors
| that were imported while IMS was down. It does not
| contain resources or descriptors that were deleted while
| IMS was down.

| In the message text:

| *rsctype* Indicates the resource type, which can be DB,
| DBDESC, PGM, PGMDESC, RTCODE,
| RTCDESC, TRAN, or TRANDESC.

| *count* Indicates the count of resources that were
| created, updated, or both.

| **System action:** Resources are created or updated, and
| the NOTINIT status is reset. At the end of successful
| IMS change list processing, the change list is deleted
| from the repository.

| **User response:** Start the databases that were updated
| so that they are usable.

| **Module:** DFSIP100

| **DFS4411E REPOSITORY CHANGE LIST**
| **PROCESSING FAILED RC=*rc* RSN=*rsn***

| **Explanation:** IMSRSC repository change list
| processing encountered an error. The change list
| contains the names of resources and descriptors that
| were imported while the IMS was down.

| In the message text,

| *rc* Indicates the IMPORT command return code,
| which is documented in the DFSCMDRR
| macro.

| *rsn* Indicates the IMPORT command reason code,
| which is documented in the DFSCMDRR
| macro.

| **System action:** All of the database, program, routing
| code, and transaction resources that are named in the
| change list will continue to have a status of
| NOTINIT-xx-REPOCHGLIST. This status prevents these
| resources from being used until the situation that
| caused change list processing to fail is corrected and
| the resources are imported successfully from the
| repository.

| The change list is not deleted from the repository; it
| will be processed and deleted the next time IMS
| restarts.

| **User response:** Correct the problem, and take one of
| the following actions:

- | • Shut down IMS, and then restart it, so that the
| change list processing can be completed successfully
| and the change list is deleted.

- | • Alternatively, if you do not want to shut down IMS,
| you can take one of the following actions:

- | – Issue the following commands to determine which
| resources are in NOTINIT status because the change
| list processing failed:

```
QUERY DB STATUS(NOTINIT)
QUERY PGM STATUS(NOTINIT)
QUERY RTC STATUS(NOTINIT)
QUERY TRAN STATUS(NOTINIT)
```

| For every resource that has a status of
| NOTINIT-xx-REPOCHGLIST, import the resource by
| using the IMPORT DEFN SOURCE(REPO)
| command. When you issue the IMPORT
| command, import databases and programs before
| routing codes and transactions.

| Find the DFS4414I REPOSITORY CHANGE LIST
| PROCESSING INITIATED FOR DESCRIPTOR messages
| and import those descriptors from the repository
| by using the IMPORT DEFN SOURCE(REPO)
| command.

- | – Issue the QUERY DB, QUERY DBDESC, QUERY
| PGM, QUERY PGMDESC, QUERY RTC, QUERY
| RTCDESC, QUERY TRAN, or QUERY TRANDESC
| command by using time stamps to determine
| which resource definitions are outdated. Then,
| import those resources by using the IMPORT
| DEFN SOURCE(REPO) command.

- | – Import all the resources and descriptors from the
| IMS change list so that the IMS runtime
| definitions can be updated with the stored
| resource definitions from the IMSRSC repository.
| For example, you can issue the following IMPORT
| command:

```
IMPORT DEFN SOURCE(REPO) NAME(*) TYPE(ALL)
OPTION(UPDATE)
```

- | – After the resource definitions are imported to
| update the IMS runtime definitions with the
| stored resource definitions from the repository,
| you must issue a DELETE DEFN TYPE(CHGLIST)
| command to delete the IMS change list from the
| repository. If the DELETE DEFN command is not
| issued, the change list will be processed at the
| next IMS restart.

| **Module:** DFSIP100, DFSRPS60

| **Related reference:**

|  IMPORT DEFN SOURCE(REPO | RDDSD)
| command (Commands)

| **DFS4412I REPOSITORY CHANGE LIST**
| **PROCESSING COMPLETED**

| **Explanation:** IMS restart completed processing the
| IMSRSC repository change list.

| If the restarting IMS is enabled with the repository and
| the change list does not exist, message DFS4412I

| follows a DFS4408I message.

| If the restarting IMS is enabled with the repository and the change list exists, message DFS4412I follows zero or more DFS4410I messages. Message DFS4412I indicates that all of the resource types have been successfully processed. Because IMS change list processing is done in parallel with IMS restart, this message might be issued after IMS restart completes.

| Message DFS4412I is not issued if DFS4411E message, which indicates that change list processing failed, is issued.

| **System action:** The change list, if one existed, is deleted from the repository.

| **User response:** No action is required.

| **Module:** DFSRPS60

DFS4413E REPOSITORY CHANGE LIST PROCESSING FAILED FOR RSCNAME=*rscname* RSCTYPE=*rsctype* CC=*cc*

| **Explanation:** Import from the change list failed for the specified resource.

| In the message text:

| *rscname* Indicates the name of the resource.

| *rsctype* Indicates the resource type, which can be DB, DBDESC, PGM, PGMDESC, RTC, RTCDESC, TRAN, or TRANDESC.

| *cc* Indicates the IMPORT command completion code, which is documented in the DFSCMDRR macro.

| **System action:** Import from the change list fails. The resources remain marked NOTINIT.

| **User response:** Correct the problem, shut down IMS, and then restart it, so that the change list processing can be completed successfully and the change list is deleted.

| Alternatively, if you do not want to shut down IMS, you can take one of the following actions:

- | • Issue the following commands to determine which resources are in NOTINIT status because the change list processing failed:

```

|     QUERY DB STATUS(NOTINIT)
|     QUERY PGM STATUS(NOTINIT)
|     QUERY RTC STATUS(NOTINIT)
|     QUERY TRAN STATUS(NOTINIT)

```

| For every resource that has a status of NOTINIT-XX-REPOCHGLIST, import the resource by using the IMPORT DEFN SOURCE(REPO) command. When you issue the IMPORT command, import databases and programs before routing codes and transactions.


| Find the DFS4414I REPOSITORY CHANGE LIST PROCESSING INITIATED FOR DESCRIPTOR messages and

| import those descriptors from the repository by using the IMPORT DEFN SOURCE(REPO) command.

- | • Issue the QUERY DB, QUERY DBDESC, QUERY PGM, QUERY PGMDESC, QUERY RTC, QUERY RTCDESC, QUERY TRAN, or QUERY TRANDESC command by using time stamps to determine which resource definitions are outdated. Then, import those resources by using the IMPORT DEFN SOURCE(REPO) command.
- | • Import all resources again, by issuing the command: IMPORT DEFN SOURCE(REPO) NAME(*) TYPE(ALL) OPTION(UPDATE).

| **Module:** DFSIP100, DFSIP200

| **Related reference:**

|  IMPORT DEFN SOURCE(REPO | RDDS) command (Commands)

DFS4414I REPOSITORY CHANGE LIST PROCESSING INITIATED FOR DESCRIPTOR NAME=*descname* TYPE=*desctype*

| **Explanation:** IMSRSC repository change list processing is initiated for the specified descriptor name. If change list processing fails after this message is issued, the descriptor remains in NOTINIT status and cannot be updated, referenced as a model, or exported to the repository or an RDDS.

| In the message text:

| *descname*

| Indicates the name of the descriptor.

| *desctype* Indicates the descriptor type, which can be DBDESC, PGMDESC, RTCDESC, or TRANDESC.

| **System action:** Processing continues.

| **User response:** No action is required.

| **Module:** DFSRPS60

DFS4419I RESOURCE DEFINITIONS NOT EXPORTED FOR REPOSITORY TYPE=*repotype*, NAME=*reponame*

| **Explanation:** If IMS is shut down normally with a /CHECKPOINT FREEZE, /CHECKPOINT DUMPQ, or /CHECKPOINT PURGE command and there are new or updated resource definitions that have not been exported to the IMSRSC repository, the DFS4419I message is issued during the shutdown process. This message indicates that the definitions stored in the repository are not in synchronization with the IMS system's online definitions at the time of shutdown. After the DFS4419I message is issued, IMS continues to shut down.

| In the message text:

reptype

Indicates the repository type. The only valid value is IMSRSC.

reponame

Indicates the repository name.

System action: IMS continues to shut down.

Operator response: No action is required.

User response: If IMS is warm started after a normal shutdown during which the DFS4419I message was issued, its online resource definitions are recovered from the log and are the same as they were at shutdown time. The EXPORT DEFN TARGET(REPO) OPTION(CHANGESONLY) command must be issued after IMS is up to ensure that the latest resource definitions are exported to the IMSRSC repository.

If IMS is cold started after a normal shutdown during which the DFS4419I message was issued, and its resource definitions are imported from the repository, the online definitions will not be the same as they were at the time of shutdown unless the repository was updated before the cold start. The Create RDDS from Log Records utility (DFSURCL0) and the RDDS to Repository utility (CSLURP10) can be used to update the repository with the most current definitions in the IMS log before cold starting the IMS.

Programmer response: No action is required.

Module: DFSICM30

DFS4420E THE JCL IS MISSING A SYSIN DD STATEMENT.

Explanation: The IMS Catalog Record Purge utility (DFS3PU10) requires a SYSIN DD statement, but one was not provided.

User response: Provide a SYSIN statement with the name of the data set that contains the input parameters for the utility. The DCB parameters for the data set are RECFM=FB and LRECL=80.

Module: DFS3PU10

DFS4421E THE JCL IS MISSING A SYSUT1 DD STATEMENT.

Explanation: The IMS Catalog Record Purge utility requires a SYSUT1 data set for output from the analysis function and input to the purge function.

User response: Provide a SYSUT1 DD statement and run the utility again.

Module: DFS3PU10

DFS4422E THE SYSIN DATA SET FAILED TO OPEN. OPEN RC = 666666.

Explanation: The MVS open operation failed for the IMS Catalog Record Purge utility SYSIN data set. 666666 is the return code from the request.

System action: The utility terminates.

User response: Determine the underlying problem with the data set and resubmit the job.

Module: DFS3PU10

DFS4423E THE SYSUT1 DATA SET FAILED TO OPEN. OPEN RC = 666666.

Explanation: The MVS open operation failed for the IMS Catalog Record Purge utility SYSUT1 data set. 666666 is the return code from the request.

System action: The utility terminates.

User response: Determine the underlying problem with the data set and resubmit the job.

Module: DFS3PU10

DFS4424E UPDATE STATEMENTS WERE PROVIDED IN PURGE MODE.

Explanation: Both MODE PURGE and one or more UPDATE statements were specified at the same time. UPDATE statements are not supported by the IMS Catalog Record Purge utility when MODE PURGE is specified. The utility supports UPDATE statements when either the MODE statement is omitted or when either MODE ANALYSIS or MODE BOTH is specified.

User response: Either remove the UPDATE statements from the SYSIN data set or change the MODE statement to either ANALYSIS or BOTH. When the changes are complete, run the utility again.

Module: DFS3PU10

DFS4425E UNEXPECTED STATUS CODE 22 ON A 4444 CALL FOR CATALOG RECORD 88888888.

Explanation: The IMS Catalog Record Purge Utility received an unexpected status code from a catalog DL/I call.

In the message text:

22 Status code from the DL/I call

4444 DL/I call type

88888888

Catalog resource name

System action: The utility ends with a U1002 abend.

User response: Ensure that no duplicate DELETE statements are included in the SYSUT1 data set and

that the DB names in any UPDATE statements are correct. If no errors are found in the utility input data sets, consult the troubleshooting information for the specific DL/I status code.

Module: DFS3PU10

Related information:

➡ IMS abend 1002

DFS4426I A DELETE STATEMENT WAS WRITTEN TO THE SYSUT1 DATA SET FOR PSB *mbr-name* INSTANCE=*yydddhmmssst*

| *or*

| A DELETE STATEMENT WAS WRITTEN TO THE
| SYSUT1 DATA SET FOR DBD *mbr-name*
| INSTANCE=*yydddhmmssst* DBVER=*version*

Explanation: The utility generated a DELETE statement in the SYSUT1 data set for the instance of the DBD or PSB member that is identified in the message text. The instance is uniquely identified by the timestamp value *yydddhmmssst*. When the utility is run in PURGE mode, the utility reads the DELETE statement from the SYSUT1 data set and deletes the instance from the IMS catalog.

In the message text:

mbr-name

The name of the DBD or PSB member.

| *version* The DBD version number of the DBD instance.
| For PSB instances, this field is not included in
| the message text.

yydddhmmssst

The ACBGEN timestamp that uniquely identifies the instance of the DBD or PSB member.

User response: No action is required.

Module: DFS3PU10

DFS4427E INQY ENVIRON CALL FAILED, RC=*xxxx* REASON=*yyyy* STATUS=*aa*

Explanation: Unexpected AIB return and reason codes were returned for an INQY ENVIRON call to obtain the catalog status for the IMS Catalog Record Purge utility. A TPPCB status code might also be returned.

In the message text:

xxxx AIB return code

yyyy AIB reason code

aa TPPCB status code

System action: The utility ends with a U1002 abend.

User response: Correct the underlying cause of the

938 Messages and Codes, Volume 1: DFS Messages

error codes, and run the job again.

Module: DFS3PU10

Related reference:

➡ AIB return and reason codes (Messages and Codes)

Related information:

➡ IMS abend 1002

DFS4428E STATUS CODE 22 ON A 4444 CALL WAS RECEIVED FOR *dbdpsbnm segnamee timestampppppp*.

Explanation: An unexpected status code was returned for a DL/I call made by the IMS Catalog Record Purge utility to retrieve a record from the IMS catalog database.

In the message text:

22 Status code

4444 DL/I call type

dbdpsbnm

Resource type

segnamee

Member name

timestampppppp

ACB generation timestamp for the record

System action: The utility terminates with a U1002 abend.

User response: Verify that the version of the record associated with the indicated timestamp was not previously deleted by the utility. Correct the cause of the status code and resubmit the job.

Module: DFS3PU10

DFS4429E RETURN CODE *rc* WAS SET DUE TO AN ERROR. CORRECT THE ERROR AND RERUN THE JOB.

| *or*

| CONTROL STATEMENT ERROR. REASON
| CODE=*rs*.

Explanation: The IMS Catalog Record Purge utility encountered a problem with the utility control statements in either the SYSIN or SYSUT1 data set. If the problem is in the SYSIN data set, in most cases the utility continues to process the remaining statements; however, if MODE BOTH is specified, in most cases the utility terminates before the purge function executes. If the problem is in the SYSUT1 data set, for most errors the utility terminates immediately without processing the subsequent statements.

In the message text:

	<i>rs</i>	The reason code that identifies the cause of the error. Depending on the severity of the error, the return code that is issued by the utility upon termination might be 4 or 8.	17	No matching records for the UPDATE statement.
				Execution continues normally and the utility issues return code 4 upon completion.
		DFS4429E can include any one of the following possible reason codes.	18	Invalid use of a wildcard character (*).
	01	More than one MODE statement was found in the SYSIN DD statements.		19 Invalid statement in the SYSUT1 data set.
	02	The MODE type is either missing or invalid.	20	An error occurred that generated one of the following messages:
	03	An UPDATE statement was submitted without either the DBD or PSB keyword.		• DFS4420E
	04	The member name in either an UPDATE statement or a DELDBVER statement is missing, too long, or otherwise invalid.		• DFS4421E
	05	More than one wildcard character (*) was used in a member name.		• DFS4422E
	06	Either the number of instances to retain was not specified or the number was longer than 5 characters.		• DFS4423E
	07	The specified number of DBD or PSB instances to retain is invalid.		• DFS4424E
	08	The specified number of DBD or PSB instances to retain is greater than the maximum of 65535.		• DFS4485E
	09	The specified number of days to retain DBD or PSB instances is longer than 5 characters.		This code is no longer issued with DFS4429E.
	10	The specified number of days to retain DBD or PSB instances is an invalid number.	24	Open print_DCB failure.
	11	The specified number of days to retain DBD or PSB instances is greater than the maximum of 65535.		This code is no longer issued with DFS4429E.
	12	The UPDATE statement for the utility contains a duplicate member name but with a different number of instances or days. The retention criteria in the member record was not updated.		System action: If the error was encountered in the SYSIN data set, in most cases the utility continues processing the remaining control statements in the SYSIN data set; however, if MODE BOTH is specified, the utility terminates before the purge function executes. If the error was encountered in the SYSUT1 data set, in most cases, the utility terminates without processing the remaining control statements in the SYSUT1 data set.
	13	Invalid statement in the SYSIN data set. The statement might be specified incorrectly or two or more statements might be incompatible with each other.		Depending on the severity of the reason code in DFS4429E, the utility issues return code 4 or, in most cases, 8 upon termination.
	14	Missing input for the SYSIN statement.		User response: Review the explanation for the code, correct the underlying error, and run the utility again.
	15	Invalid DELETE statement. Any statements that were specified before this one in the SYSUT1 data set were executed successfully. Subsequent statements were not processed.		Module: DFS3PU10
	16	Invalid DELDBVER statement. With MODE PURGE, any statements that were specified before this one in the SYSUT1 data set were executed successfully. Subsequent statements were not processed.		<hr/>
				DFS4430I NO MEMBERS WERE ADDED TO THE SYSUT1 DATA SET DUE TO AN ERROR OR CURRENT RETENTION CRITERIA.
				<i>or</i>
				AN ANALYSIS OF THE IMS CATALOG DID NOT FIND ANY DBD OR PSB INSTANCES THAT ARE ELIGIBLE FOR DELETION.
				Explanation: The IMS Catalog Record Purge utility analyzed the records in the IMS catalog and did not find any DBD or PSB instances that are eligible for deletion. The utility did not write any DELETE statements to the SYSUT1 data set.
				Neither the age of each DBD and PSB instance nor the quantity of DBD and PSB instances in each record exceed the retention criteria values set in either the

DFS4431I • DFS4434I

header segment of a record or in the CATALOG section of the DFSDFxxx PROCLIB member.

If a DELDBVER statement was specified in the SYSIN data set, either the utility did not find the version number in the DBD record or the utility did not find the DBD record in the IMS catalog.

User response: No action is required.

Module: DFS3PU10

DFS4431I NO MEMBERS WERE DELETED DUE TO AN ERROR OR NONE MATCHED THE DELETE STATEMENT.

Explanation: The DELETE statements in the SYSUT1 data set did not match any records in the IMS catalog database. The IMS Catalog Record Purge utility did not delete any records.

User response: Ensure that the DELETE statements in the SYSUT1 data set match existing catalog records by running the IMS Catalog Record Purge utility in analysis mode.

Module: DFS3PU10

DFS4432E UNEXPECTED STATUS CODE *sc* ON A GHNP CALL FOR AN INSTANCE OF *mbr-type mbr-name*.

Explanation: While attempting to retrieve DBD or PSB segments for member *mbr-name* from the IMS catalog, the Catalog Record Purge utility received an unexpected DL/I status code. The receipt of the status code indicates either a problem with the utility or a corruption of the IMS catalog.

In the message text:

mbr-name

The name of the DBD or PSB member that the GHNP call attempted to access.

mbr-type

Type of the member, DBD or PSB, that the GHNP call attempted to access.


sc

The DL/I status code that was returned.

User response: Consult the status code information and, if possible, correct the underlying problem. If the problem cannot be resolved, contact IBM Software Support.

Module: DFS3PU10

Related reference:

 DL/I status code explanations (Messages and Codes)

 IMS Catalog Record Purge utility (DFS3PU10) (System Utilities)

DFS4433E THE SYSIN DATA SET CONTAINS DELDBVER STATEMENTS WITH A MODE PURGE STATEMENT OR WITHOUT A MODE STATEMENT.

Explanation: One or more DELDBVER statements were specified in the SYSIN data set, but either a MODE statement was not specified or MODE PURGE was specified. When DELDBVER statements are specified in the SYSIN data set, either MODE ANALYSIS or MODE BOTH must also be specified.


When MODE PURGE is specified in the SYSIN data set, DELDBVER statements can be specified only in the SYSUT1 data set.

User response: Depending on your needs take either of the following actions:

- Add or modify the MODE statement in the SYSIN data set to specify either ANALYSIS or BOTH.
- Remove the DELDBVER statement from the SYSIN data set. When MODE PURGE is specified, DELDBVER can be specified only in the SYSUT1 data set.

Module: DFS3PU10

Related reference:

 IMS Catalog Record Purge utility (DFS3PU10) (System Utilities)

DFS4434I INSTANCE *yydddhhmmssth* OF DBD name WAS ADDED TO A NEWLY CREATED RECORD IN THE IMS CATALOG.

or

INSTANCE *yydddhhmmssth* OF PSB name WAS ADDED TO A NEWLY CREATED RECORD IN THE IMS CATALOG.


Explanation: The IMS Catalog Populate utility successfully added an instance of metadata for the DBD or PSB name to the IMS catalog. This was the first instance of metadata for this DBD or PSB; that is, a root segment had to be added for this name. The DBD or PSB segment (plus its dependents) with time stamp *yydddhhmmssth* was added under this new root.

System action: Processing continues. Message DFS4437I is issued when all changes since the previous checkpoint or the start of the utility have been committed.

System programmer response: No action is required.

Module: DFS3PU00

Related reference:

 IMS Catalog Populate utility (DFS3PU00) (System Utilities)

DFS4435I INSTANCE *yydddhmmssst* OF DBD
name WAS ADDED TO AN EXISTING
RECORD IN THE IMS CATALOG.

or

INSTANCE *yydddhmmssst* OF PSB name WAS
ADDED TO AN EXISTING RECORD IN THE IMS
CATALOG.


Explanation: The IMS Catalog Populate utility successfully added an instance of metadata for the DBD or PSB name to the IMS catalog. This was not the first instance of metadata for this DBD or PSB; that is, a root segment already existed for this name. The DBD or PSB segment (plus its dependents) with time stamp *yydddhmmssst* was added under this existing root.

System action: Processing continues. Message DFS4437I is issued when all changes since the previous checkpoint or the start of the utility have been committed.

System programmer response: No action is required.

Module: DFS3PU00

Related reference:

 IMS Catalog Populate utility (DFS3PU00) (System Utilities)

DFS4436I INSTANCE *yydddhmmssst* OF DBD
name IS ALREADY IN THE IMS
CATALOG AND WAS NOT ADDED.

or

INSTANCE *yydddhmmssst* OF PSB name IS
ALREADY IN THE IMS CATALOG AND WAS NOT
ADDED.


Explanation: The IMS Catalog already contained a root segment for the DBD or PSB name, and under this root there was an existing DBD or PSB segment with time stamp *yydddhmmssst*. Because DBDs or PSBs with the same name and the same time stamp are assumed to represent identical instances of the DBD or PSB, nothing was added to the catalog.

System action: Processing continues.

System programmer response: No action is required.

Module: DFS3PU00

Related reference:

 IMS Catalog Populate utility (DFS3PU00) (System Utilities)

DFS4437I UPDATES TO THE IMS CATALOG
HAVE BEEN COMMITTED.
CHECKPOINT ID *nnnnnnnn*


Explanation: The IMS Catalog Populate utility issued a CHKP (checkpoint) call to commit the prior updates to the IMS catalog. If the utility subsequently fails, updates up to this point, as indicated by messages DFS4434I and DFS4435I, do not have to be backed out.

System action: Processing continues.

System programmer response: No action is required.

Module: DFS3PU00

Related reference:

 IMS Catalog Populate utility (DFS3PU00) (System Utilities)

DFS4438E THE CONTROL STATEMENT DATA
SET (DDNAME SYSINP) FAILED TO
OPEN. OPEN RC = *rc*

Explanation: In opening the data set referred to by the DD statement with the ddname SYSINP, the IMS Catalog Populate utility encountered return code *rc* from an OPEN macro instruction.

In the message text:


rc The return code received by the DFS3PU00 utility from the z/OS DFSMS OPEN macro instruction.

System action: The utility ended with return code 12. The catalog was not updated.

System programmer response: Ensure that the DD statement with the ddname IMS refers to a sequential data set with 80-character fixed-length records.

Module: DFS3PU00

Related reference:

 IMS Catalog Populate utility (DFS3PU00) (System Utilities)

DFS4439E AN INVALID OPTION WAS
SPECIFIED IN THE CONTROL
STATEMENT DATA SET (DDNAME
SYSINP)

Explanation: The IMS Catalog Populate utility did not recognize the information in the data set that was referred to by the DD statement with ddname SYSINP.


System action: The utility ended with return code 12. The catalog was not updated.

System programmer response: You can specify several options by separating each other with blanks or commas.

Module: DFS3PU00

Related reference:

DFS4440I • DFS4445I

|  IMS Catalog Populate utility (DFS3PU00) (System Utilities)

| **DFS4440I** THE DFS3PU00 UTILITY WILL LIST THE DBD AND PSB INSTANCES THAT ARE ADDED TO THE IMS CATALOG.


| **Explanation:** The IMS Catalog Populate utility found no control statement data set (ddname SYSINP) in the JCL or no option NOISRTLIST in the data set.

| **System action:** For each instance of a DBD or PSB added to the IMS catalog, the IMS Catalog Populate utility issues message DFS4434I or DFS4435I, which identifies the new DBD or PSB segment.

| **System programmer response:** No action is required.

| **Module:** DFS3PU00

| **Related reference:**

|  IMS Catalog Populate utility (DFS3PU00) (System Utilities)

| **DFS4441I** THE DFS3PU00 UTILITY WILL NOT LIST THE DBD AND PSB INSTANCES THAT ARE ADDED TO THE IMS CATALOG.


| **Explanation:** The IMS Catalog Populate utility found the NOISRTLIST option in the control statement data set (ddname SYSINP).

| **System action:** The utility does not issue message DFS4434I or DFS4435I for the DBD and PSB segments inserted in the IMS catalog.

| **System programmer response:** No action is required.

| **Module:** DFS3PU00

| **Related reference:**

|  IMS Catalog Populate utility (DFS3PU00) (System Utilities)

| **DFS4442I** THE DFS3PU00 UTILITY WILL LIST THE DBD AND PSB INSTANCES THAT ALREADY EXIST IN THE IMS CATALOG.


| **Explanation:** The IMS Catalog Populate utility found the option DUPLIST in the control statement data set (ddname SYSINP).

| **System action:** For each instance of a DBD or PSB that was not added to the IMS catalog because it was a duplicate of an existing instance, the utility issues message DFS4436I, which identifies the duplicate DBD or PSB segment that was not inserted.

| **System programmer response:** No action is required.

| **Module:** DFS3PU00

| **Related reference:**

|  IMS Catalog Populate utility (DFS3PU00) (System Utilities)

| **DFS4443I** THE DFS3PU00 UTILITY WILL NOT LIST THE DBD AND PSB INSTANCES THAT ALREADY EXIST IN THE IMS CATALOG.


| **Explanation:** The IMS Catalog Populate utility found no control statement data set (ddname SYSINP) in the JCL or no option DUPLIST in the data set.

| **System action:** The utility does not issue DFS4436I messages for instances of DBDs and PSBs that were not added to the IMS catalog because they were duplicates of existing instances in the catalog.

| **System programmer response:** No action is required.

| **Module:** DFS3PU00

| **Related reference:**

|  IMS Catalog Populate utility (DFS3PU00) (System Utilities)

| **DFS4444I** DISPLAY FROM ID=xxxx

| **Explanation:** xxxx is the IMSID. For DBCTL, specifying the execution parameter keyword PREMSG=N causes messages to be issued without DFS000I as a prefix message. The IMSID is appended to the end of the message. Display command output includes prefix message DFS4444I in order to include the IMSID.

| **Module:** DFSDQMG0

| **DFS4445I** CMD ACCEPTED ON SUBSYSTEM INTERFACE: *command text imsid*

| *or*

| **CMD FROM MCS/E-MCS CONSOLE**
| **USERID=xxxxxxx:command text imsid**

| *or*

| **CMD FROM INTERNAL READER:** *command text imsid*

| **Explanation:**

| This message displays a command that was entered from an MCS or E-MCS console, the internal reader, or from another source such as an MGCR macro. All three forms of the message can be issued in a DBCTL system. A DB/DC or DCCTL system (which specifies CMDMCD=Y,C,R or B) sees only the first form of the message. The message variables are:

| xxxxxxxx

| The user ID of the console from which the command was entered

command text

The command that was entered
imsid The name of the system processing the command

Commands that are entered as a reply to an outstanding WTO are included in the job log. If the command text is not required for commands entered from an MCS or E-MCS console, the message might be suppressed.

Module: DFSDQMG0

DFS4446E xxxxxxxxxx yyyyyyyyyy DEFINED TO RM AS zzzzzzzzzz

Explanation: IMS attempted to register a resource (yyyyyyyyyy) with the Resource Manager (RM) as resource type xxxxxxxxxx. However, the resource was already registered as a different resource type (zzzzzzzzzz) within the same name type group.

In RM, a name type is a group of resource types in which a given resource cannot be registered concurrently as more than one resource type.

In IMS, the *finddest* name type is the resource that is normally the destination of a message. The following resource types are associated with the "finddest" name type:

CPIC A CPIC-defined transaction for APPC.
DESCRIPTOR The APPC descriptor.

LTERM The VTAM logical terminal name.

MSNAME The MSC logical link path.

TRAN A statically defined transaction.

System action: If this error occurs during IMS initialization, the system might issue abend 3308. Otherwise, the current process is rejected and online processing continues.

Operator response: If the rejected resource is correct, try deleting the existing resource in RM. For example, use the /CLS command to remove LTERM resources. Otherwise, contact the system programmer.

System programmer response: Redefine the rejected resource to ensure that it is defined correctly and consistently in the IMSplex.

Module: DFSRMD00, DFSRMIU0, DFSSLON0

DFS4447E RM REQUEST ERROR, *rmreq*
 RC=nnnnnnnn RMRC=xxxxxxx
 RMRSN=yyyyyyyy

Explanation: This message is issued asynchronously by an IMS control region command or other process when a Resource Manager (RM) access service request fails.

In the message text:

rmreq The type of RM request, and is one of the following values:

- QUERY
- CLEANUP
- UPDATE (for an update or delete request)

nnnnnnnn

The return code from the RM access service:

Return code

Meaning

- X'10000004'** Input parameter is invalid.
- X'10000008'** No storage for AWE control block.
- X'1000000C'** No storage for blocks or buffer.
- X'10000010'** Update failed. No hidden block returned.
- X'10000012'** Update failed. Version mismatch. Hidden block returned.
- X'10000014'** Query failed.
- X'10000018'** Delete failed.
- X'1000001C'** No hidden blocks created.
- X'10000020'** Hidden blocks returned.
- X'10000024'** Update failed for a resource owned by the local IMS. No hidden block is returned.
- X'10000028'** Update bypassed because duplicate local lterm control blocks (CNTs) exist for the node or user.

| xxxxxxxx

The return code from the RM call.

| yyyyyyyy

The reason code from the RM call.


System action: The command parameter is rejected.

Operator response: A problem exists with the retrieval or update of the resource in RM that is associated with the failed parameter. This command, and other commands, might continue to fail with the parameter in error until the resource problem is corrected.

| For return code X'10000028', attempt to delete the user
 | by signing off the user or by taking a simple
 | checkpoint. Gather type 72 log records to determine the
 | process that created the duplicate local lterms.

Module: DFSICLC0, DFSICLE0, DFSICLJ0, DFSICLN0, DFSICLP0, DFSICL50, DFSICL60, DFSICL70, DFSIC440, DFSIC450, DFSIDPB0, DFSIDPE0, DFSIDP10, DFSIDP40, DFSIDP70, DFSIDP80, DFSOCM30, DFSRMCL0, DFSRMSR0, DFSRMS00

Related concepts:

 Issue CSL RM requests to manage global resources (System Programming APIs)

DFS4448A RM RESOURCE STRUCTURE USAGE MISMATCH

Explanation: When IMS registers with a Resource Manager (RM) during IMS initialization or when an RM joins the IMSplex, IMS is informed whether RM is using a resource structure or not. Afterward, message DFS4448A is issued if RM changes the resource structure usage.

System action: Online processing continues. IMS does not change its use of the resource structure. If IMS was not using a resource structure, it ignores the new resource structure. If IMS was using a resource structure, limited terminal processing continues. However, no new terminals or users are allowed access to IMS, and certain processes (including IMS shutdown) hangs until a resource structure is enabled.

If a /NRESTART or /ERESTART command was processing (other than COLDCOMM or COLDSYS), and IMS issues message DFS4448A, IMS abends with 0233.

Operator response: Determine if RM was started properly; if not, terminate RM and restart it. Otherwise, terminate IMS and cold start TM so the resource structure change will be recognized by TM.

Module: DFSCSL40, DFSRLP00

Resource Manager. IMS is either starting or has completed repopulating the resource structure with all locally known resources.

System action: Processing continues.

System programmer response: No action is required.

Module: DFSRMSR0

DFS4449W SNGLSIGN | MULTSIGN FORCED BY RESOURCE MANAGER

Explanation: A starting IMS system in an IMSplex environment attempted to specify a value for single or multiple signons (SGN= keyword in the IMS startup parameters, or as a keyword on the /NRE or /ERE command). The value conflicts with the value maintained by the Resource Manager (RM). To ensure consistency for each system in the IMSplex, RM maintains the signon specification of the first IMS that joins the IMSplex. Every IMS that joins afterward must also use the first value specified.

System action: IMS processing continues. Single and multiple signons use the global specification from RM.

Operator response: If you want to use the signon value from the local IMS, shut down all IMS systems. Restart the local IMS first with the correct signon specification.

Module: DFSIRAC0

DFS4450I RESOURCE STRUCTURE REPOPULATION STARTING | COMPLETE

Explanation: In an IMSplex environment, IMS received a structure repopulate directive from the

Chapter 93. DFS messages, DFS4451I - DFS4500E

This topic contains the following messages:

DFS4451I LOGON REJECTED, NODE xxxxxxxx, RC=yy

Explanation: In an IMSplex environment, a VTAM terminal (xxxxxxx) attempted to log on to IMS and IMS attempted to register the terminal to Resource Manager (RM). However, IMS rejected the logon attempt. Most logon failures are the result of the node already being registered to RM due to a previous logon or a command issued and state data verification failed.

In the message text:
xxxxxxx

The VTAM terminal IMS attempted to register onto RM.

yy The reason code for the failure. The following list provides the reason codes and their meanings.

Reason Meaning

01	The node was stopped.
02	A mismatch occurred between the local and RM definition: a static terminal as opposed to a dynamic terminal.
04	A mismatch occurred between the local and RM definition: a single session as opposed to a parallel-session.
05	A mismatch occurred between the local and RM definition: node device type.
06	A mismatch occurred between the local and RM definition: output-only (CTB4OUTP).
07	A mismatch occurred between the local and RM definition: output-only (CTBCPRT1).
08	A mismatch occurred between the local and RM definition: MFS use (CTT2DIT).
09	The node is already logged on to another active IMS system.
0A	The node is already logged on to another IMS system, but this IMS cannot determine the state of the owning system.
0B	The data in the static-node-user resource DATA2 is invalid.
0C	The data in the static-node-user resource is invalid.
0D	The data in the static-node-user resource is invalid.
0E	A mismatch occurred between the

local and RM definition: the number of assigned LTERMS. Static terminal and LTERM definitions must be consistent, and the /ASSIGN command must be used consistently in each IMS system.

0F A mismatch occurred between the local and RM definition: node device type.

10 A mismatch occurred between the local and RM definition: the order of assigned LTERMS. Static terminal and LTERM definitions must be consistent, and the /ASSIGN command must be used consistently in each IMS system.

11 The node with LOCAL status recovery mode is owned by another system in the IMSplex. The IMS that owns the node failed, but the user logon exit, DFSLGNX0, has not indicated that the logon can continue in this situation.

12 The node is already logged on to another IMS system, but this IMS cannot determine the state of the owning system.

13 The node is already logged on to another active IMS system.

14 A mismatch occurred between the local and RM definition: an assigned LTERM in RM is not found in the local system. Static terminal and LTERM definitions must be consistent, and the /ASSIGN command must be used consistently in each IMS system.

15 A mismatch occurred between the local and RM definition: static/dynamic LTERM.

16 A mismatch occurred between the local and RM definition: an assigned LTERM in the local system exists in RM but is assigned to a different node. Static terminal and LTERM definitions must be consistent, and the /ASSIGN command must be used consistently in each IMS system.

17 A system error occurred. The DFSPOOL GET storage request failed.

18 An RM system error occurred. RM did not return output on a CSLRMUPD request.

- 19 An RM system error occurred. Output that was returned on a CSLRMUPD request contained invalid data.
- 1A IMS attempted to register a node or LTERM but it was already registered to RM as a different resource type within the same name type group. Message DFS4446E is also be issued.
- 1B An unrecognized condition code was returned on a CSLRMUPD output list entry.
- 1C An unrecognized return or reason code was returned on a CSLRMUPD request. Message DFS3308E should also be issued.
- 1D IMS attempted to register the node and LTERMs but failed after certain recoverable errors occurred. IMS retried the registrations but reached the retry limit.
- 1E The node had user information in RM, but the user resource could not be found in RM. This is a temporary condition. Retry the terminal logon.
- 1F The STSN node with LOCAL status recovery mode is owned by another system in the IMSplex. The owning IMS failed but the user logon exit, DFSLGNX0, did not indicate that the logon can continue in this situation.
- 20 A user in Fast Path response mode attempted to log on to an IMS system that is not Fast Path capable or is not using an EMHQ structure.
- 21 The Resource Manager is unavailable.
- 22 The resource structure is unavailable.
- 23 A dynamic SLUP or FINANCE terminal attempted a warm session initiation, but there was an error in processing the information from RM. Retry the terminal logon.
- 24 An ISC terminal attempted a warm session initiation, but there was an error in processing the information from RM. Retry the terminal logon.
- 25 IMS has received an error return code from the Resource Manager, but the error is considered temporary. Try logging on again.

System action: The logon attempt is rejected.

Operator response: Attempt to correct the problem that is preventing logon indicated by the return code, then retry the logon. Use the /DISPLAY commands to determine the status of each terminal on each system in the IMSplex.

Module: DFSSLON0

DFS4452I RESOURCE CLEANUP STARTING | COMPLETE FOR *xxxx*

Explanation: When an IMS terminates in an IMSplex environment, the resources it maintained in the Resource Manager (RM) must be cleaned up. When IMS terminates normally, IMS cleans up during shutdown. When IMS terminates abnormally, a surviving IMS in the IMSplex performs the cleanup. If there is no other active IMS, the failed IMS cleans up when it restarts.

This message indicates when an IMS starts and completes the cleanup process for the terminating IMS. The terminating IMS is indicated by its IMS ID, *xxxx*.

System action: When clean up is performed by a different IMS, the cleanup processing is performed asynchronously and normal online processing continues. When clean up is performed by the terminating or restarting IMS, normal shutdown or restart resumes after cleanup completes.

Operator response: No action is required.

Module: DFSRMCL0

DFS4453I LTERM MSGQ | EMHQ MESSAGES UNLOCKED FOR *xxxx*

Explanation: When an IMS terminates abnormally in an IMSplex environment, the LTERM messages that were locked from the MSGQ or EMHQ structures must be unlocked so that they can be made available to terminals or users accessing another IMS system in the IMSplex. The surviving IMS in the IMSplex unlocks the messages with cleaning up resources. In addition, when a restarting IMS connects with CQS, it unlocks any remaining messages, which also results in appropriate CQS cleanup.

The message text indicates which messages were unlocked, MSGQ or EMHQ. The variable *xxxx* indicates the system for which messages were unlocked.

System action: When the unlock process is performed by a different IMS, the unlocking is performed asynchronously and normal online processing continues. When the unlock process is performed by the restarting IMS, normal restart resumes after unlocking is complete.

Module: DFSRMCL0

DFS4454A WAITING FOR *xxxx* TO COMPLETE RESOURCE CLEANUP, REPLY, RETRY OR CANCEL

Explanation: When another IMS in the IMSplex is cleaning up for the initializing IMS, this Write to Operator with Reply (WTOR) message is issued during IMS initialization. IMS cannot continue initializing until cleanup is complete.

If you reply with RETRY, IMS attempts to complete


initialization. If you reply with CANCEL, IMS terminates abnormally with user abend 3308.

System action: IMS waits until a response to the WTOR is entered.

Operator response: Determine the status of the system that is performing the cleanup; that system should issue message DFS4452I when it completes. After message DFS4452I is issued, enter RETRY. If the system cannot complete the cleanup, terminate the system, which permits the initializing IMS to restart.

Module: DFSRMCL0

Related information:

 IMS abend 3308

**DFS4455E RESOURCE CLEANUP ERROR FOR
xxxx, RC=yy**

Explanation: An error occurred while resources were being cleaned up or messages unlocked for a terminating or initializing IMS system.

In the message text:

- xxxx The IMS ID of the terminating or initializing system
- yy The reason code for the error. The following list provides the reason codes and their meanings.

Reason Meaning

- 01 A system error occurred. A DFSPOOL GET storage request failed.
- 02 An error return code issued by CQS when MSGQ LTERM messages are being unlocked.
- 03 An error issued by CQS when EMHQ LTERM messages are being unlocked.
- 04 An error occurred while node resources in Resource Manager (RM) were being cleaned up.
- 05 An error occurred while user resources in RM were being cleaned up.
- 06 An error occurred while user ID resources in RM were being cleaned up.
- 07 MSGQ and EMHQ messages could not be unlocked because IMS is not registered with CQS.
- 08 MSGQ LTERM messages could not be unlocked because IMS is not connected to the MSGQ structure.
- 09 EMHQ LTERM messages could not be unlocked because IMS is not connected to the EMHQ structure.

System action: IMS continue processing.

Programmer response: You can perform cleanup processing again by issuing a simple checkpoint. If the problem persists, restart the IMS system that was not

cleaned properly, or contact IBM Software Support.

Module: DFSRMCL0

DFS4456A RESOURCE STRUCTURE FAILED

Explanation: IMS received a “resource structure failed” directive from the Resource Manager.

System action: Limited online processing can continue, but terminal and user resource status cannot be committed until the resource structure becomes available. Until then, no new terminals or users can access IMS, and terminals or user access might hang (including during IMS shutdown).

Operator response: Determine and correct the problem with the resource structure.

Module: DFSRMSR0

**DFS4457E RM REGISTRATION FAILED,
NAME=xxxxxxxx**

Explanation: IMS attempted to register to a Resource Manager (RM) in the IMSplex, but the registration was rejected. Message DFS3308E is also issued with the error return and reason codes.

In the message text, xxxxxxxx is the name of the Resource Manager for which registration failed.

System action: IMS continues processing. If there are other RM systems active, IMS can continue communicating with them.

Operator response: Determine why RM rejected the registration. Determine if SCI, RM, and CQS are operating properly on the affected RM's system. Restart RM if required.

Module: DFSCSL40

Related information:

“DFS3308E” on page 707

**DFS4461E NEITHER AN ACB LIBRARY OR A
CATALOG IMPORT DATA SET IS
SPECIFIED IN THE UTILITY JCL.**

Explanation: The IMS Catalog Populate utility (DFS3PU00) requires either an ACB library or a catalog import data set as input, but the utility JCL does not include a DD statement for either type of input.

To specify an ACB library as input, an IMSACB01 DD statement is required. To specify a catalog import data set as input, a CCUCATIM DD statement is required.

System action: The utility ended with return code 12. No records were loaded or inserted into the IMS catalog.


Programmer response: Specify either the IMSACB01 DD statement or the CCUCATIM DD statement in the DFS3PU00 utility JCL.

The IMSACB01 DD statement must refer to a single ACB library or to a concatenation of ACB libraries. If you specify additional IMSACB m DD statements, the ddnames must use increasing numeric values in the last two character positions with no missing intermediate values. For example, IMSACB02, IMSACB03, IMSACB04, and so on.

The CCUCATIM DD statement must refer to a catalog import data set that contains a copy of an IMS catalog.

Module: DFS3PU00

Related reference:

 IMS Catalog Populate utility (DFS3PU00) (System Utilities)

DFS4462E FAILURE OPENING THE ACBLIB WITH DDNAME IMSACBxx. OPEN RC = rc.

Explanation: An ACB library data set failed to open for the IMS Catalog Populate utility (DFS3PU00). The ACB library is referenced in the utility JCL by the ddname, IMSACBxx, shown in the message.

In the message text:

rc The return code received by the DFS3PU00 utility from the z/OS OPEN macro instruction when the ACB library failed to open.


xx The numbers that make up the final two characters of the ddname that references the ACB library that failed to open.

System action: The utility ends with return code 12. No records are loaded or inserted into the IMS catalog.

Programmer response: Check that the DD statement identified in the message text references the ACB library data set correctly. After the error is corrected, rerun the DFS3PU00 utility

Module: DFS3PU00

Related reference:

 IMS Catalog Populate utility (DFS3PU00) (System Utilities)

DFS4463E FAILURE OPENING THE ACBLIB WITH DDNAME IMSACBxx TO READ THE DIRECTORY. OPEN RC = rc.


Explanation: In opening the ACBLIB referred to by the DD statement with the ddname IMSACBxx to identify ACBLIB members from the directory, the Catalog Populate utility encountered return code rc from an OPEN macro instruction

System action: The utility ended with return code 12. The catalog was not updated.

Programmer response: Ensure that the DD statement with the ddname IMSACBxx refers to an ACBLIB.

Module: DFS3PU00

Related reference:

 IMS Catalog Populate utility (DFS3PU00) (System Utilities)

DFS4464E FAILURE OPENING THE ACBGEN CATALOG WORK FILE. (DDNAME ACBCATWK) OPEN RC = rc

Explanation: The IMS Catalog Populate utility (DFS3PU00) received return code *rc* from an OPEN macro instruction when attempting to open the ACB generation work file that is referred to by the ACBCATWK DD statement.

In the message text:


rc The return code received by the DFS3PU00 utility from the z/OS DFSMS OPEN macro instruction.

System action: The utility ended with return code 12. The catalog was not updated.

Programmer response: Ensure that the DD statement with the ddname ACBCATWK refers to the sequential file created during ACB generation. The work file has a list of the ACB library members from which the catalog records are created. No DCB information needs to be provided on the DD statement.

Module: DFS3PU00

Related reference:

 IMS Catalog Populate utility (DFS3PU00) (System Utilities)

 z/OS: OPEN return codes

DFS4465W THE JCL IS MISSING AN IMS DD STATEMENT FOR THE PSB LIBRARY THAT CONTAINS PSB *psb-name*

Explanation: The PSB identified by *psb-name* in the message text references a GSAM database, but the JCL for the IMS Catalog Populate utility (DFS3PU00) does not include an IMS DD statement for the PSB library. When a PSB references a GSAM database, the utility JCL must contain an IMS DD statement to identify the PSB library data set that contains the original PSB member.

The DFS3PU00 utility requires access to the original PSB member to create a PSB record in the IMS catalog for a PSB that references a GSAM database.

In the message text:


psb-name The PSB that contains PCBs that reference a GSAM database.

System action: No catalog record is built for PSB *psb-name* or for any of the GSAM databases that are referenced by PCBs in the PSB. The utility continues inserting other records in the catalog and ends with return code 4.

Programmer response: Rerun the Catalog Populate utility with a DD statement that has ddname IMS and that refers to your IMS.PSBLIB and IMS.DBDLIB containing PSB *psb-name* and any referenced GSAM DBDs.

Module: DFS3PU00

Related reference:

 IMS Catalog Populate utility (DFS3PU00) (System Utilities)

DFS4466W PSB *psb-name* WAS NOT FOUND IN PSBLIB. BLDL RC = *rc*. THE PSB WAS NOT ADDED TO THE CATALOG.

Explanation: In order to build the catalog record for PSB *psb-name*, which has GSAM PCBs, the IMS Catalog Populate utility (DFS3PU00) tried to read the PSB from IMS.PSBLIB but encountered return code *rc* from a BLDL macro instruction, most likely because the PSB was not in IMS.PSBLIB.

In the message text:

psb-name

The PSB that contains PCBs that reference a GSAM database.

rc


The return code received by the DFS3PU00 utility from the z/OS DFSMS BLDL macro instruction.

System action: No catalog record was built for PSB *psb-name* or for any of the GSAM databases that were referenced by PCBs in the PSB. The utility continues inserting other records in the catalog and ends with return code 4.

Programmer response: Rerun the Catalog Populate utility with a DD statement that has ddname IMS and that refers to your IMS.PSBLIB and IMS.DBDLIB containing PSB *psb-name* and any referenced GSAM DBDs.

Module: DFS3PU00

Related reference:

 IMS Catalog Populate utility (DFS3PU00) (System Utilities)

 z/OS: BLDL completion codes

DFS4467W ERROR LOADING PSB *psb-name* FROM PSBLIB. LOAD RC = *rc*. THE PSB WAS NOT ADDED TO THE CATALOG.

Explanation: In order to build the catalog record for PSB *psb-name*, which has GSAM PCBs, the IMS Catalog Populate utility (DFS3PU00) tried to read the PSB from IMS.PSBLIB but encountered return code *rc* from a LOAD macro instruction, most likely because the member *psb-name* was not a load module created by the standard PSBGEN process.

In the message text:

psb-name

The PSB that contains PCBs that reference a GSAM database.

rc


The return code received by the DFS3PU00 utility from the z/OS DFSMS LOAD macro instruction.


System action: No catalog record was built for *psb-name* or for any of the GSAM databases that are used by PCBs in the PSB. The DFS3PU00 utility continues inserting other records in the catalog and ends with return code 4.

Programmer response: Code an IMS DD statement that refers to your IMS.PSBLIB and IMS.DBDLIB data sets that contain the PSB *psb-name* and any referenced GSAM DBDs.

Module: DFS3PU00

Related reference:

 IMS Catalog Populate utility (DFS3PU00) (System Utilities)

 z/OS: LOAD - Bring a load module into virtual storage

DFS4468E THE PSB OR DBD LIBRARY DATA SET FAILED TO OPEN. OPEN RC = *rc*.

Explanation: In opening the PSBLIB and DBDLIB referred to by the DD statement with the ddname IMS, the IMS Catalog Populate utility (DFS3PU00) encountered return code *rc* from an OPEN macro instruction.

In the message text:

rc


The return code received by the DFS3PU00 utility from the z/OS DFSMS OPEN macro instruction.

System action: The utility ended with return code 12. The catalog was not updated.

Programmer response: Ensure that the DD statement with the ddname IMS refers to a concatenation of your IMS.PSBLIB and IMS.DBDLIB.

Module: DFS3PU00

Related reference:

 IMS Catalog Populate utility (DFS3PU00) (System Utilities)

 z/OS: OPEN return codes

DFS4469W THE JCL IS MISSING AN IMS DD STATEMENT FOR THE DBD LIBRARY THAT CONTAINS DBD *dbd-name*

Explanation: The IMS Catalog Populate utility (DFS3PU00) attempted to build the catalog record for the logical DBD *dbd-name*, but the JCL for the DFS3PU00 utility does not include an IMS DD statement for the DBD library.

In the message text:

dbd-name

The DBD that the DFS3PU00 utility could not create a record for in the IMS catalog.

System action: No catalog record was built for the DBD *dbd-name* or for any PSB with a PCB that references this database. The DFS3PU00 utility continues inserting other records in the catalog and ends with return code 4.

Programmer response: Rerun the DFS3PU00 utility with a DD statement that has ddname IMS and that refers to your IMS.DBDLIB containing DBD *dbd-name*.

Module: DFS3PU00

Related reference:

➔ IMS Catalog Populate utility (DFS3PU00) (System Utilities)

DFS4470W GSAM DBD *dbd-name* NOT IN DBDLIB. BLDL RC =*rc*. DBD AND REFERENCING PSBS WERE NOT ADDED TO THE CATALOG.

Explanation: In order to build the catalog record for the GSAM DBD *dbd-name*, the IMS Catalog Populate utility (DFS3PU00) tried to read the DBD from IMS.DBDLIB but encountered return code *rc* from a BLDL macro instruction, most likely because the DBD was not in IMS.DBDLIB.

In the message text:

dbd-name

The GSAM DBD that the DFS3PU00 utility could not create a record for in the IMS catalog.

System action: No catalog record was built for DBD *dbd-name*. The utility continues inserting other records in the catalog and ends with return code 4.

Programmer response: Make sure that the required DBD library is referenced correctly by an IMS DD statement in the JCL for the DFS3PU00 utility. If the DBD library is correctly referenced, make sure that the required DBD member has been generated by the DBD Generation utility. After the corrections are complete, rerun the utility.

Module: DFS3PU00

Related reference:

➔ IMS Catalog Populate utility (DFS3PU00) (System Utilities)

➔ z/OS: BLDL completion codes

DFS4471W LOGICAL DBD *dbd-name* NOT IN DBDLIB. BLDL RC =*rc*. THE DBD AND REFERENCING PSBS WERE NOT ADDED TO THE CATALOG.

Explanation: In order to build the catalog record for the logical DBD *dbd-name*, the IMS Catalog Populate utility (DFS3PU00) tried to read the DBD from IMS.DBDLIB but encountered return code *rc* from a BLDL macro instruction, most likely because the DBD was not in IMS.DBDLIB.

In the message text:

dbd-name

The name of the logical DBD that the DFS3PU00 utility did not find in any DBD library referenced in the utility JCL.

rc The return code received by the DFS3PU00 utility from the z/OS DFSMS BLDL macro instruction.

System action: No catalog record was built for DBD *dbd-name* or for any PSB with a PCB that references this database. The DFS3PU00 utility continues inserting other records in the catalog and ends with return code 4.

Programmer response: Make sure that the required DBD library is referenced correctly by an IMS DD statement in the JCL for the DFS3PU00 utility. If the DBD library is correctly referenced, make sure that the required DBD member has been generated by the DBD Generation utility. After the corrections are complete, rerun the utility.

Module: DFS3PU00

Related reference:

➔ IMS Catalog Populate utility (DFS3PU00) (System Utilities)

➔ z/OS: BLDL completion codes

DFS4472W ERRORS READING *dbd-count* GSAM OR LOGICAL DBDS. METADATA FOR PSB *psb-name* WAS NOT WRITTEN IN THE IMS CATALOG.

Explanation: In order to build the catalog record for PSB *psb-name*, the IMS Catalog Populate utility (DFS3PU00) tried to read one or more GSAM or logical DBD members from the IMS.DBDLIB data set because these databases were referenced by PCBs in the PSB. The DBD members either could not be read from the IMS.DBDLIB data set or encountered errors in being converted into catalog records. The number of DBD members errors is shown in the *dbd-count* position in this error message.

Error messages issued by the DFS3PU00 utility before this error message identify the specific errors of the DBDs members.

In the message text:

dbd-count

The number of GSAM or logical DBD members that could not be read or that contained errors.

psb-name


The name of the PSB that the DFS3PU00 utility could not create a PSB record for in the IMS catalog.

System action: No record was built in the IMS catalog for the PSB member *psb-name* or for any of the DBDs that could not be processed correctly. The DFS3PU00 utility continues inserting other records in the catalog and ends with return code 4.

Programmer response: Check the error messages that were issued by the DFS3PU00 utility before this message. Look for at least as many preceding error messages as the number shown in this error in the *dbd-count* position. After all errors have been corrected, rerun the DFS3PU00 Catalog Populate utility.

Module: DFS3PU00

Related reference:

 IMS Catalog Populate utility (DFS3PU00) (System Utilities)

DFS4473E DCPL RETURN CODE *ret_code* FROM DECODER-BUILDER PROCESSING MEMBER *resource-name*

Explanation: The IMS Catalog Populate utility (DFS3PU00) received an unrecognized return code in an internal decoder-builder parameter list (DCPL) while processing the DBD or PSB member *resource-name*. This is an internal IMS error.

In the message text:

ret_code The unrecognized return code from the DCPL.
resource-name


The DBD or PSB member that the DFS3PU00 utility was processing when the error was encountered.

System action: The DFS3PU00 utility continues processing the other DBD and PSB members and ends with return code 8.

Programmer response: Contact IBM Software Support.

Module: DFS3PU00

Related reference:

 IMS Catalog Populate utility (DFS3PU00) (System Utilities)

DFS4474E UNEXPECTED STATUS CODE *status-code* INSERTING THE RECORD FOR *resource-name* IN THE CATALOG.

Explanation: The IMS Catalog Populate utility (DFS3PU00) received an unexpected PCB status code when making a DL/I call to insert a segment in the

IMS catalog for the DBD or PSB member identified in the error message by *resource-name*. The status code could indicate one of the following errors:

- An IMS system error
- A structural error in one of the DBDs that define the IMS catalog or in one of the PSBs that provide access to the IMS catalog
- Unsupported manipulation of the contents of the IMS catalog

In the message text:

resource-name

The name of the DBD or PSB that the DFS3PU00 utility was attempting to insert into the IMS catalog when the error occurred.

status-code


The DL/I PCB status that the DFS3PU00 utility received.


System action: The Catalog Populate utility fails with user abend code 1002 followed by return code 16. If your JCL has SYSUDUMP, SYSABEND, or SYSMDUMP DD statement, a dump is produced.

Programmer response: Ensure that the IMS catalog DBDs, DFSCD000 and DFSCX000, were installed correctly in your IMS.DBDLIB and that the IMS catalog PSBs, DFSCP000, DFSCP001, and DFSCPL00, were installed correctly in your IMS.PSBLIB. If the problem persists, contact IBM Software Support.

Module: DFS3PU00

Related reference:

 IMS Catalog Populate utility (DFS3PU00) (System Utilities)

 DL/I status code explanations (Messages and Codes)

DFS4475E ERROR ATTACHING DFSRRC00, PROGRAM *pgm-name*. ATTACH RC =*rc*.

Explanation: An MVS ATTACH macro instruction gave return code of *rc* when the IMS Catalog Populate utility (DFS3PU00) was attaching an internal instance of an IMS system called *pgm-name*, where *pgm-name* is either DFS3PU01 or DFS3PU03.

In the message text:

pgm-name

The name of the program that the DFS3PU00 utility was attempting to attach when the error occurred.

rc

The return code received by the DFS3PU00 utility from the z/OS MVS ATTACH macro.

System action: The DFS3PU00 utility ends with return code 16.

Programmer response: Look up the MVS ATTACH macro return code in the z/OS publications. Ensure that the JCL to run the DFS3PU00 utility is correct. If

DFS4476E • DFS4479E

the problem persists, contact IBM Software Support.

Module: DFS3PU00

Related reference:

➤ IMS Catalog Populate utility (DFS3PU00) (System Utilities)

➤ z/OS: ATTACH and ATTACHX return and reason codes

DFS4476E ERROR ATTACHING DFSUPNT0.
ATTACH RC = *rc*.

Explanation: An MVS ATTACH macro instruction gave return code of *rc* when the IMS Catalog Populate utility (DFS3PU00) was attaching an internal instance of an IMS system to do partition initialization for one of the catalog's partitions.

In the message text:

rc The return code received by the DFS3PU00 utility from the z/OS MVS ATTACH macro.

System action: The DFS3PU00 utility ends with return code 16.

Programmer response: Look up the MVS ATTACH macro return code in the z/OS publications. Ensure that the JCL to run the DFS3PU00 utility is correct. If the problem persists, contact IBM Software Support.

Module: DFS3PU00

Related reference:

➤ IMS Catalog Populate utility (DFS3PU00) (System Utilities)

➤ z/OS: ATTACH and ATTACHX return and reason codes

DFS4477E ABEND *cccc* COLLECTING CATALOG STRUCTURE INFORMATION FOR DBD | PSB *name*

Explanation: The abend *cccc* occurred in a subtask of the IMS Catalog Populate utility (DFS3PU00).

In the message text:

cccc The number of the abend that occurred in the DFS3PU00 utility subtask.

name The name of the DBD or PSB being processed at the time of the abend. The text "FOR DBD | PSB *name*" is not present when the abend cannot be attributed to a specific DBD or PSB name.

System action: The DFS3PU00 utility ends with return code 16.

Programmer response: Look up the abend in the appropriate documentation. Ensure that the JCL to run the DFS3PU00 utility is correct. If the problem persists, contact IBM Software Support.

Module: DFS3PU00

Related concepts:

➤ IMS abend codes (Messages and Codes)

Related reference:

➤ IMS Catalog Populate utility (DFS3PU00) (System Utilities)

DFS4478E ABEND *cccc* INSERTING A CATALOG RECORD FOR DBD | PSB *name*

or

DFS4478E ABEND *cccc* DUE TO SOME UNKNOWN ERROR.

Explanation: The abend *cccc* occurred in the subtask of the IMS Catalog Populate utility (DFS3PU00) that inserts or updates catalog records into the catalog, such as abend U1002.

In the message text:

cccc The number of the abend that occurred in the DFS3PU00 utility subtask.

name The name of the DBD or PSB for which an instance was being inserted at the time of the abend. The text "INSERTING A CATALOG RECORD FOR DBD | PSB *name*" is not present when the abend cannot be attributed to a specific DBD or PSB name.

System action: The DFS3PU00 utility ends with return code 16.

Programmer response: Look up the abend in the appropriate documentation. Ensure that the JCL to run the DFS3PU00 utility is correct. If the problem persists, contact IBM Software Support.

Module: DFS3PU00

Related concepts:

➤ IMS abend codes (Messages and Codes)

Related reference:

➤ IMS Catalog Populate utility (DFS3PU00) (System Utilities)

Related information:

➤ 1002 (Messages and Codes)

DFS4479E ABEND *cccc* IN PARTITION INITIALIZATION SUBTASK.

Explanation: The abend *cccc* occurred in the subtask of the IMS Catalog Populate utility (DFS3PU00) that does partition initialization for one of the catalog's partitions.

In the message text:


cccc The number of the abend that occurred in the DFS3PU00 utility subtask.

System action: The DFS3PU00 utility ends with return code 16.


Programmer response: Look up the abend in the appropriate documentation. Ensure that the JCL to run the DFS3PU00 utility is correct. If the problem persists, contact IBM Software Support.

Module: DFS3PU00

Related concepts:

 IMS abend codes (Messages and Codes)

Related reference:

 IMS Catalog Populate utility (DFS3PU00) (System Utilities)

DFS4480E INCORRECT EXECUTION PARAMETERS PASSED TO DFS3PU00.

Explanation: The IMS Catalog Populate utility (DFS3PU00) was invoked with an incorrect JCL EXEC statement. There was either an incorrect name in the PGM parameter or incorrect information in the PARM parameter.

System action: The DFS3PU00 utility ends with return code 20.

Programmer response: Correct the JCL and rerun the DFS3PU00 utility. The PGM parameter on the EXEC statement must specify DFS3PU00, not DFSRRC00. The PARM parameter must specify:


- A region type of DLI, DBB, or BMP
- A PSB name of DFSCPL00, DFSCP001, or DFSCP000
- A program name of DFS3PU00

For example:

```
EXEC PGM=DFS3PU00,
PARM=(DLI,DFS3PU00,DFSCPL00,,,,,,,,,Y,N,,,,,,,,,'DFSDF=001')
```

Module: DFS3PU00

Related reference:

 IMS Catalog Populate utility (DFS3PU00) (System Utilities)

DFS4481E UNEXPECTED STATUS CODE *status-code* ON PARTITION INITIALIZATION OF CATALOG DATABASE *catalog-dbd*.

Explanation: The IMS Catalog Populate utility (DFS3PU00) received an unexpected PCB status code after issuing a DL/I call to initialize a partition in the IMS catalog database. The status code could indicate one of the following errors:

- An IMS error
- A structural error in one of the DBDs that define the IMS catalog or in one of the PSB provide access to the IMS catalog

- Unsupported manipulation of the contents of the IMS catalog

In the message text:

catalog-dbd

The name of the IMS catalog database that contains the partition that the DFS3PU00 utility was attempting to initialize when the status code was received.

status-code


The name of the logical DBD that the DFS3PU00 utility did not find in any DBD library referenced in the utility JCL.


System action: The DFS3PU00 utility ends with return code 16.

Programmer response: Ensure that the IMS catalog DBDs, DFSCD000 and DFSCX000, were installed correctly in your IMS.DBDLIB and that the IMS catalog PSBs, DFSCP000, DFSCP001, and DFSCPL00, were installed correctly in your IMS.PSBLIB. If the problem persists, contact IBM Software Support.

Module: DFS3PU00

Related reference:

 IMS Catalog Populate utility (DFS3PU00) (System Utilities)

 About DL/I status codes (Messages and Codes)

DFS4482E THE PSB USED TO INVOKE THE DFS3PU00 UTILITY REFERS TO A CATALOG WITH AN UNEXPECTED STRUCTURE.

Explanation: The IMS Catalog Populate utility (DFS3PU00) encountered an inconsistency between its internal logic and the IMS catalog DBD that is referenced by the PSB specified on the PARM parameter in the EXEC statement of the DFS3PU00 utility JCL. For example, the DBD might not have the expected segment names, number of segments, or number of secondary indexes.


System action: The DFS3PU00 utility did not update the catalog and ends with return code 20.

Programmer response: Ensure that the IMS catalog DBDs, DFSCD000 and DFSCX000, were installed correctly in your IMS.DBDLIB and that the IMS catalog PSBs, DFSCP000, DFSCP001, and DFSCPL00, were installed correctly in your IMS.PSBLIB.

Confirm that the JCL for the DFS3PU00 utility is correctly coded. The JCL must specify one of the IMS catalog PSBs and must refer to the IMS.DBDLIB, IMS.PSBLIB, and IMS.ACBLIB data sets that contain the DBDs and PSBs of the IMS catalog itself. If the problem persists, contact IBM Software Support.

Module: DFS3PU00

Related reference:

 IMS Catalog Populate utility (DFS3PU00) (System Utilities)

DFS4483E CATALOG DATA SET CREATION OR VALIDATION FAILED FOR THE DATA SET WITH DDNAME *catalog-dbds*

Explanation: The IMS Catalog Populate utility (DFS3PU00) attempted to create the database data sets for the IMS catalog, but encountered one of the following errors:

- Data set creation failed for the database data set identified by the ddname in the error message
- An IMS catalog database data set with the ddname shown in the error message already exists, but its characteristics do not meet the new requirements for the data set

The job output has one or more messages describing the exact problem.

In the message text:

catalog-dbds


The ddname of the database data set that could not be created or validated for the IMS catalog.

System action: The DFS3PU00 utility did not load the catalog and ends with return code 12.

Programmer response: Check the messages in the job output and make the necessary corrections.

Module: DFS3PU00

Related reference:

 IMS Catalog Populate utility (DFS3PU00) (System Utilities)

DFS4484E THERE WAS NO VOLUME SERIAL NUMBER TO CREATE THE DATA SET WITH DDNAME *catalog-dbds*

Explanation: The IMS Catalog Populate utility (DFS3PU00) attempted to create the IMS catalog database data set identified by the ddname shown in the error message. Because the data set is a non-SMS managed VSAM key-sequenced data set (KSDS), a volume serial number is required, but none was specified.

In the message text:

catalog-dbds

The ddname of the database data set that could not be created by the DFS3PU00 utility.

System action: The DFS3PU00 utility did not load the catalog and ends with return code 12.

Programmer response: Code a volume serial number on the IXVOLSER parameter in the catalog section of the applicable DFSDFxxx member of the IMS.PROCLIB

data set or set the IXVOLSER in the IMS Catalog Definition user exit routine (DFS3CDX0). The IXVOLSER parameter defines a single volume serial number that the DFS3PU00 utility uses to create all of the following VSAM KSDSs of the IMS catalog database:


- The indirect list data set (ILDS)
- The primary index data set
- The secondary index data set


For greater control over the placement of the IMS catalog database data sets, to do such things as spread the data sets across different volumes, you can create the data sets yourself. To estimate the space requirements of the IMS catalog data sets, you can run the DFS3PU00 utility in analysis-only mode.


Another option is to specify that the data set be SMS-managed. In this case, instead of providing a volume serial number, code the SMS storage class, data class, and management class parameters in the DFSDFxxx PROCLIB member or in the DFS3CDX0 user exit routine.

Module: DFS3PU00

Related reference:

 IMS Catalog Populate utility (DFS3PU00) (System Utilities)

 DFSDFxxx member of the IMS PROCLIB data set (System Definition)

 IMS Catalog Definition exit routine (DFS3CDX0) (Exit Routines)

DFS4485E THE CATALOG WAS NOT ENABLED.

Explanation: The IMS catalog is not enabled in this IMS system.

System action: The IMS Catalog Populate utility (DFS3PU00) ends with return code 20.

Programmer response: Enable the IMS catalog in one of the following ways:

- For an online IMS system, in the IMS catalog section of the DFSDFxxx member of the IMS.PROCLIB data set.
- For a DLI or DBB batch job, in the IMS catalog section of the DFSDFxxx member that is specified on the PARM parameter of the EXEC statement in the DFS3PU00 utility JCL.
- For a DLI or DBB batch job, in the IMS Catalog Definition user exit routine (DFS3CDX0) that your installation has installed in the IMS.SDFSRESL data set.

Module: DFS3PU00

Related reference:

➔ IMS Catalog Populate utility (DFS3PU00) (System Utilities)

DFS4486E **THERE IS NO CATALOG PARTITION FOR THE RECORD WITH ROOT KEY "root-key".**

Explanation: While analyzing the input ACB libraries prior to updating or loading the IMS catalog, the IMS Catalog Populate utility (DFS3PU00) found a DBD or PSB member that requires a record key that is higher than the highest high key of any partition in the IMS catalog. Based on the current partition definitions, the IMS catalog cannot contain the record identified in the error message.

In the message text:

root-key The key of the root segment that is higher than the highest high key that is defined for any partition in the IMS catalog.

| **System action:** The DFS3PU00 utility ends abnormally with abend code U1002-0C.

Programmer response: Correct the definition of the partitions of the IMS catalog, such that the highest partition high key can accommodate the highest possible root key of the catalog record required for any DBD or PSB member.

The root keys of IMS catalog records consist of an 8-character string beginning with "DBD" or "PSB" followed by the 8-character DBD or PSB name. For the last or only partition there must be a high-key value high enough to include all of your possible PSB names.

Module: DFS3PU00

Related tasks:

➔ Changing the high key of a partition (Database Administration)

Related reference:

➔ IMS Catalog Populate utility (DFS3PU00) (System Utilities)

DFS4487E **THERE IS A PARTITION SELECTION EXIT FOR THE CATALOG, BUT THIS IS NOT ALLOWED.**

Explanation: The IMS Catalog Populate utility (DFS3PU00) found that a HALDB Partition Selection exit routine is specified in the HALDB master database definition of the IMS catalog database. The IMS catalog does not support HALDB Partition Selection exit routines.

System action: The Catalog Populate utility ends with return code 20.

Programmer response: Change the HALDB master database definition to specify key-range partition selection instead of a Partition Selection exit routine. You can use the DBRC command CHANGE.DB.

When you define the high-key value of the last or only partition in the IMS catalog, the value must be high enough to include all possible PSB names. The root keys in the catalog consist of an eight-character string beginning with "DBD" or "PSB", followed by an eight-character member name.

Module: DFS3PU00

Related reference:

➔ IMS Catalog Populate utility (DFS3PU00) (System Utilities)

DFS4488W **THE FORMAT OF THE DBD OR PSB MEMBER *member-name* IS NOT RECOGNIZED.**

Explanation: The format of the member identified in the *member-name* position of the error message is inconsistent with the expected format. Possible causes for this error include DBD or PSB members that use an obsolete format or members in the target data set that are not DBD or PSB members.

System action: The IMS Catalog Populate utility (DFS3PU00) does not create a record in the IMS catalog for the member identified in the error message. The DFS3PU00 utility continues inserting other records in the IMS catalog and ends with return code 4.

Programmer response: Verify that the IMS DD statement references the correct IMS.DBDLIB and IMS.PSBLIB data set. Verify that the IMSACB*nn* DD statement references the correct IMS.ACBLIB data set. If necessary, rerun the DFS3PU00 utility after the error is corrected.

If the problem persists, contact IBM Software Support.

Module: DFS3PDBD, DFS3PPSB, DFS3PU00

Related reference:

➔ IMS Catalog Populate utility (DFS3PU00) (System Utilities)

DFS4489W **AN ACB MEMBER CONTAINS INCOMPLETE INFORMATION FOR A VIRTUALLY PAIRED SEGMENT: DBD=*dbd-name***

Explanation: While processing an ACB library, the IMS Catalog Populate utility (DFS3PU00) encountered a DBD that contains incomplete information about a virtually paired segment. The DBD is identified in the error message.

The DBD in the ACB library is incomplete because the ACB member was built by an IMS system that does not support the IMS catalog.

System action: The DFS3PU00 utility does not create a record in the IMS catalog for the DBD identified in the error message. The DFS3PU00 utility continues

DFS4490W • DFS4493W

inserting other records in the IMS catalog and ends with return code 4.

Programmer response: Rebuild the ACB member for the DBD that is identified in the error message by running an ACB generation utility with the following utility control statement specified:

```
BUILD DBD=(dbd-name),BLDPSB=NO
```

After the ACB member is rebuilt, rerun the DFS3PU00 utility.

Module: DFS3DBD0, DFS3PU00

Related reference:

➞ IMS Catalog Populate utility (DFS3PU00) (System Utilities)

➞ Application Control Blocks Maintenance utility (System Utilities)

DFS4490W AN ACB MEMBER CONTAINS AN INCOMPLETE REFERENCE TO A SECONDARY INDEX: PSB=*psb-name*

Explanation: While processing an ACB library, the IMS Catalog Populate utility (DFS3PU00) found a PSB that has incomplete information about a reference to a secondary index. The PSB is identified in the error message.

The PSB in the ACB library is incomplete because it was built by an IMS system that does not support the IMS catalog.

System action: The DFS3PU00 utility does not create a record in the IMS catalog for the PSB identified in the error message. The DFS3PU00 utility continues inserting other records in the catalog and ends with return code 4.

Programmer response: Rebuild the ACB member for the PSB that is identified in the error message by running the ACB Maintenance utility with the following utility control statement specified:

```
BUILD PSB=psb-name
```

After the ACB member is rebuilt, rerun the DFS3PU00 utility.

Module: DFS3PCTL, DFS3PU00

Related reference:

➞ IMS Catalog Populate utility (DFS3PU00) (System Utilities)

➞ Application Control Blocks Maintenance utility (System Utilities)

DFS4491W AN INVALID DBD NAME WAS FOUND IN MEMBER *member-name*

Explanation: Within the DBD or PSB identified in the error message, the IMS Catalog Populate utility (DFS3PU00) found a referenced DBD name that did not follow the naming requirements for a DBD. This error is probably an IMS software error.

System action: No catalog record was built for member. The DFS3PU00 utility continues inserting other records in the catalog and ends with return code 4.

Programmer response: Rerun the DFS3PU00 utility with a DD statement that has ddname IMS and that refers to your IMS.DBDLIB or IMS.PSBLIB containing the invalid DBD name. If the problem persists, contact IBM Software Support.

Module: DFS3DBD0, DFS3DEDB, DFS3GSAM, DFS3INDX, DFS3LOG0, DFS3MSDB, DFS3SDBD, DFS3PU00

Related reference:

➞ IMS Catalog Populate utility (DFS3PU00) (System Utilities)

DFS4492W AN INVALID SEGMENT NAME WAS FOUND IN MEMBER *member-name*

Explanation: Within the DBD or PSB identified in the error message, the IMS Catalog Populate utility (DFS3PU00) found a segment name that did not follow the naming requirements for a segment. This error is probably an IMS software error.

System action: No catalog record was built for member. The DFS3PU00 utility continues inserting other records in the catalog and ends with return code 4.

Programmer response: Rerun the DFS3PU00 utility with a DD statement that has ddname IMS and that refers to your IMS.DBDLIB or IMS.PSBLIB containing the member. If the problem persists, contact IBM Software Support.

Module: DFS3DBD0, DFS3INDX, DFS3PU00

Related reference:

➞ IMS Catalog Populate utility (DFS3PU00) (System Utilities)

DFS4493W AN INTERNAL ERROR OCCURRED BUILDING CATALOG SEGMENTS FOR *member-name*

Explanation: The IMS Catalog Populate utility (DFS3PU00) encountered an internal error building a catalog record for the member identified in the error message.

System action: No catalog record was built for the

member. The DFS3PU00 utility continues inserting other records in the catalog and ends with return code 4.

Programmer response: Ensure that your JCL to run the DFS3PU00 utility is correct. If the problem persists, contact IBM Software Support.

Module: DFS3DDB0, DFS3DPB0, DFS3PU00

Related reference:

➔ IMS Catalog Populate utility (DFS3PU00) (System Utilities)

DFS4494E *member-name* IS A BACK-LEVEL ACBLIB MEMBER.

Explanation: The IMS Catalog Populate utility (DFS3PU00) encountered an ACB library member that was generated by an IMS system that does not support the IMS catalog.

System action: No catalog record was built for the member. The utility continues to insert other records in the catalog and ends with return code 4.

Programmer response: Ensure that your JCL to run the DFS3PU00 utility refers to ACB libraries that were generated by a version of IMS that supports the IMS catalog. If the problem persists, contact IBM Software Support.

Module: DFS3DDB0, DFS3DPB0, DFS3PU00

Related reference:

➔ IMS Catalog Populate utility (DFS3PU00) (System Utilities)

DFS4495E THE CATALOG IMPORT DATA SET FAILED TO OPEN. OPEN RC = *rc*.

Explanation: In opening the catalog import data set referred to by the CCUCATIM DD statement, the IMS Catalog Populate utility (DFS3PU00) encountered return code *rc* from an OPEN macro instruction.

In the message text:

rc The return code received by the DFS3PU00 utility from the z/OS DFSMS OPEN macro instruction.

System action: The utility ended with return code 12. The catalog was not updated.

Programmer response: Ensure that the CCUCATIM DD statement refers to a catalog import data set.

Module: DFS3PU00

Related reference:

➔ IMS Catalog Copy utilities (DFS3CCE0, DFS3CCI0) (System Utilities)

➔ z/OS: OPEN return codes

DFS4496E THE CATALOG IMPORT DATA SET DOES NOT CONTAIN CATALOG RECORDS.

Explanation: The import function of the IMS Catalog Copy utility did not find any catalog records in the catalog import data set referred to by the CCUCATIM DD statement.

System action: The utility ends with return code 8. The catalog is not updated.

Programmer response: Verify that the export function of the IMS Catalog Copy utility successfully copied the catalog records to the export data set referred to by the CCUCATEX DD statement.

Verify that the export data set created by the export function of the IMS Catalog Copy utility is the data set that is now referenced by the CCUCATIM DD statement in the JCL for the import function of the IMS Catalog Copy utility.

Module: DFS3PU00

Related reference:

➔ IMS Catalog Copy utilities (DFS3CCE0, DFS3CCI0) (System Utilities)

DFS4497E DBD MEMBER *dbd_name* USES ISAM, WHICH IS NOT A SUPPORTED ACCESS METHOD.

Explanation: The IMS Catalog Populate utility (DFS3PU00) encountered a DBD member for a database that uses the ISAM access type. IMS does not support the ISAM access type.

System action: The DFS3PU00 utility does not create a record in the IMS catalog for the DBD member. The DFS3PU00 utility continues inserting other records in the IMS catalog and ends with return code 4.

Programmer response: No action is necessary; however, no metadata about the ISAM database is stored in the IMS catalog. If the ISAM database is no longer used by your installation, consider removing the input statements for the ISAM database from the input to the DBD Generation utility so that the next time you rebuild the DBD and ACB libraries, you do not receive this message.

Module: DFS3DDB0, DFS3DPB0, DFS3PU00

Related reference:

➔ IMS Catalog Populate utility (DFS3PU00) (System Utilities)

DFS4498W AN ACB MEMBER CONTAINS A REFERENCE TO A DBD THAT IS NOT FOUND IN ACBLIB: MBR=*mbrname*

Explanation: An ACB member references one or more DBD members that are missing from the ACB library.

DFS4499E • DFS4500E

The IMS Catalog Populate utility (DFS3PU00) cannot create a record for the ACB member in the IMS catalog.

System action: The DFS3PU00 utility does not create a record in the IMS catalog for the ACB member identified in the error message. The DFS3PU00 utility continues inserting other records in the catalog and ends with return code 4.

Programmer response: Run the ACB Maintenance utility to rebuild any missing members in the ACB library. After the ACB members are rebuilt, rerun the DFS3PU00 utility.

Module: DFS3PU00

Related reference:

➡ IMS Catalog Copy utilities (DFS3CCE0, DFS3CCI0) (System Utilities)

DFS4499E ERROR IN CALL TO DFS3DATE *cause*

Explanation: The IMS Catalog Populate utility (DFS3PU00) encountered an internal error while calling module DFS3DATE. DFS3DATE converts ACB member timestamps into the timestamp format that is used in the IMS catalog records.

In the message text:

cause The cause of the error. Possible causes include:

LESS THAN 3 PARMS SPECIFIED

The parameter list that the calling module passed to module DFS3DATE was missing one or more of the following required elements:

- A status code area
- A function code
- A timestamp area

TOO MANY PARMS SPECIFIED

The parameter list that the calling module passed to module DFS3DATE contained more than five parameters.

UNKNOWN FUNCTION CODE

The calling module specified an invalid function code to module DFS3DATE.

INSUFFICIENT PARMS FOR FUNCTION

The calling module did not supply all the required parameters to module DFS3DATE for the specified function code.

INVALID DATE SPECIFIED IN CALL

The calling module provided an invalid date format to module DFS3DATE.

ERROR IN ROUTINE DT03

Module DFS3DATE unexpectedly failed in routine DT03 while attempting to validate a user-supplied timestamp.

System action: The DFS3PU00 utility terminates abnormally with return code 16 and issues an

ABENDU1002 for diagnostic purposes.

Programmer response: Capture a memory dump of the DFS3PU00 job and contact IBM Software Support.

Module: DFS3DATE, DFS3PU00

Related reference:

➡ IMS Catalog Populate utility (DFS3PU00) (System Utilities)

| **DFS4500E THE MAXIMUM NUMBER OF ERROR**
| **MESSAGES SPECIFIED BY THE**
| **ERRORMAX OPTION HAS BEEN**
| **EXCEEDED.**

| **Explanation:** The ERRORMAX=*n* option was present
| in the control statement data set, and the IMS Catalog
| Populate utility encountered more than *n* occurrences
| of problems that suppressed writing DBD and PSB
| metadata in the IMS catalog.

| **System action:** The IMS Catalog Populate utility
| terminated with return code 8.

| **Programmer response:** To increase the allowed
| number of diagnostic messages, increase the value for
| the ERRORMAX option in the control statement data
| set. Otherwise, correct the problems reported by the
| previous messages.

| **Module:** DFS3PU00

| **Related reference:**

| ➡ IMS Catalog Populate utility (DFS3PU00) (System
| Utilities)

Chapter 94. DFS messages, DFS4501 - DFS4600I

This topic contains the following messages:

DFS4503A INVALID IMSID ON SYSIN RECORD

Explanation: An IMSID specified in a SYSIN record is invalid. The IMSID must start in column 1, be 1-4 characters in length, contain alphanumeric characters, and contain blanks in the rest of the record.

System action: The Global Online Change Utility fails.

Operator response: Correct the IMSID and run the DFSUOLC0 utility again.

Module: DFSUOLC0

DFS4504A INVALID PARAMETER xxxx=yyyy

Explanation: Global Online Change utility (DFSUOLC0) encountered an error in the input parameter.

In the message text:

xxxx The keyword for which the parameter is invalid. It can be one of the following:

FUNC
ACBS
MDBS
FMST
MDID
PLEX
VERS

yyyy The parameter.

System action: The system does not perform any validity checking on the SYSIN records as the input parameters are not valid. The DFSUOLC0 utility terminates with a return code of 4.

User response: Correct the error parameter and retry the utility function.

Module: DFSUOLC0

DFS4505A DUPLICATE IMSID ON SYSIN RECORD

Explanation: You specified an IMSID more than once in the SYSIN records. You can specify a particular IMSID only once in a SYSIN record. Multiple IMSIDs are supported in the SYSIN records, but they must all be different names.

System action: The global online change utility DFSUOLC0 fails.

Operator response: Delete the duplicate IMSID or correct the name. Then run the DFSUOLC0 utility again.

Module: DFSUOLC0

DFS4506A OLC IN PROGRESS. CANNOT ACCESS OLCSTAT

Explanation: The Global Online Change utility (DFSUOLC0) failed to initialize the OLCSTAT dataset because a global online change is in progress. Global online change locks the OLCSTAT data set so that nothing else can update it while it is being changed.

System action: The Global Online Change Utility fails.

Operator response: Wait for the global online change to complete or terminate the global online change, before running the Global Online Change utility.

Module: DFSUOLC0

DFS4507A SYSPRINT OPEN FAILED

Explanation: The Global Online Change utility (DFSUOLC0) encountered an error in opening the OLCSTAT data set.

System action: The DFSUOLC0 utility terminates with a return code of 4.

User response: This problem is likely the result of a JCL error. Check that your DD statements for the data set are defined correctly. Correct the problem and rerun the utility.

Module: DFSUOLC0

DFS4508A FUNC=UNL, NO LOCK HELD

Explanation: The Global Online Change utility (DFSUOLC0) could not unlock the OLCSTAT data set because the data set is not locked with the lock word OLCINP.

System action: The DFSUOLC0 utility terminates with a return code of 4.

User response: The UNLOCK function is not required because the OLCSTAT data set is not locked. An online change in progress might have completed and unlocked the OLCSTAT data set.

You should continue processing with the next DFSUOLC0 action that you want to take.

Module: DFSUOLC0

DFS4509A FUNC=ADD, IMSID ALREADY IN OLCSTAT, SYSIN RECORD

Explanation: The Global Online Change utility (DFSUOLC0) encountered an error while adding an IMSID to the OLCSTAT data set, because the ID already exists in the OLCSTAT.

System action: The DFSUOLC0 utility terminates with a return code of 4.

User response: The IMSID that you are trying to add is already in the OLCSTAT. Correct the IMSID to be added by changing to an IMSID not in the OLCSTAT data set, and retry the ADD function.

Module: DFSUOLC0

DFS4510A FUNC=DEL, IMSID NOT IN OLCSTAT, SYSIN RECORD

Explanation: The Global Online Change utility (DFSUOLC0) encountered an error in deleting the IMSID you had specified from the OLCSTAT data set because the ID does not exist in the OLCSTAT.

System action: The DFSUOLC0 utility terminates with a return code of 4.

User response: The IMSID that you are trying to delete is not in the OLCSTAT. Change the IMSID to be deleted to an IMSID that is in the OLCSTAT data set, and try the DEL function again.

Module: DFSUOLC0

DFS4511A SYSIN RECORD COUNT EXCEEDS MAX OF *nn*

Explanation: The count of IMSIDs specified as SYSIN records exceeded the maximum supported value of *nn*.

System action: The global online change utility DFSUOLC0 fails.

Operator response: Remove the excess IMSIDs and run the DFSUOLC0 utility again.

Module: DFSUOLC0

DFS4512A NO SYSIN RECORDS FOR FUNC=*xxx*

Explanation: The Global Online Change utility (DFSUOLC0) encountered an error because it did not find any SYSIN records for *xxx*.

In the message text, *xxx* can be:

- ADD
- DEL

System action: The DFSUOLC0 utility terminates with a return code of 4.

User response: Modify the JCL to add the SYSIN record with the IMSID that you want to add or delete, and try the utility function again.

Module: DFSUOLC0

DFS4513A FUNC=ADD, ADDING SYSIN IMSIDS TO OLCSTAT *nn*

Explanation: The Global Online Change utility was attempting to add IMSIDs to the OLCSTAT data set with FUNC=ADD; the IMSIDs were specified in the SYSIN records. However, the count of IMSIDs already defined in the OLCSTAT data set plus the IMSIDs to be added exceeds the maximum supported value of *nn*.

System action: The global online change utility DFSUOLC0 fails.

Operator response: Remove the excess IMSIDs and run the DFSUOLC0 utility again.

Module: DFSUOLC0

DFS4514A MISMATCH IN UTILITY AND MACRO VERSION# DETECTED

Explanation: An attempt was made to initialize the OLCSTAT data set with the Global Online Change utility (DFSUOLC0). The system detected a mismatch between the utility and the DFSOLCS parmlist versions.

System action: The Global Online Change utility fails with return code 04.

User response: This problem is an IMS internal error. Apply corrective maintenance so that the levels for the utility and the DFSOLCS macro match.

Module: DFSUOLC0

DFS4515W THE GLOBAL OTMA TPIPE COUNT HAS REACHED THE 80% OF THE GLOBAL LIMIT OF *nnnnn*.

Explanation: OTMA detected that the total number of transaction pipes (tpipes) has reached or exceeded the 80% of the monitoring point indicated by *nnnnn*.

In the message text:

nnnnn The global TPIPE warning threshold. This number is the MAXTP value that is specified for DFSOTMA in the OTMA client descriptor.

System action: The system continues to create tpipes.

System programmer response: Start monitoring the number of tpipes for all the members. Issue a checkpoint three times to clean the idle tpipes.

Module: DFSYFD00

DFS4516E THE GLOBAL OTMA TPIPE COUNT HAS REACHED THE GLOBAL LIMIT OF *nnnnn*.

Explanation: The MAXTP limit is specified for the DFSOTMA descriptor entry in the OTMA client descriptor to monitor the growth of TPIPE for all of the OTMA clients. When the number of TPIPEs in use has

reached this limit, IMS issues this error.

In the message text:

nnnnn The global TPIPE warning threshold, which is the MAXTP limit specified for DFSOTMA in the OTMA client descriptor.

System action: IMS rejects any subsequent TPIPE creation requests from OTMA clients and IMS applications. The /DISPLAY OTMA command will display MAX TPIPE for the USER-STATUS of the OTMA server.

Programmer response: Issue the /DISPLAY OTMA command to view the TPCNT value, which is the total TPIPEs in use, and the MAXTP value, which is the TPIPE limit specified in the OTMA client descriptor. You can issue the IMS /CHECKPOINT command three times to force the tpipe cleanup so that idle tpipes in the system can be deleted.

Module: DFSYFD00

DFS4517I THE GLOBAL OTMA TPIPE COUNT HAS DECREASED BELOW *xx*% OF THE GLOBAL LIMIT OF *nnnnn*.

Explanation: OTMA detected that the total number of transaction pipes (tpipes) for all the OTMA members has fallen below *xx*% of the monitoring point indicated by the MAXTP value of the DFSOTMA descriptor entry.

In the message text:

xx The relief level, which is specified through the MAXTP parameter for DFSOTMA in the OTMA client descriptor.

nnnnn The global TPIPE warning threshold, which is the MAXTP limit specified in the DFSOTMA member of the OTMA client descriptor.

System action: The system continues to create tpipes.

System programmer response: No action is required.

Module: DFSYFD00

DFS4518I UPDATES TO THE IMS CATALOG HAVE BEEN COMMITTED. CHECKPOINT ID *nnnnnnn*

Explanation: The IMS Catalog Record Purge utility (DFS3PU10) issued a CHKP (checkpoint) call to commit the prior updates to the IMS catalog. This call occurs after every 200 updates.

In the message text:

nnnnnnn

Indicates the checkpoint ID.

System action: Processing continues.

Programmer response: No action is required.

| **Module:** DFS3PU10

DFS4570E USER EXIT LOAD FAILURE. EXIT TYPE - *ttttttt* MODULE NAME - *nnnnnnnnnnnn* IMODULE LOAD RC - *rr*

or

USER EXIT SETUP FAILED. EXIT TYPE - *ttttttt* MODULE NAME - *nnnnnnnnnnnn* REASON - *rrrrrrrrrrrrrrrrrrrr* RC - *rr*

Explanation: IMS was unable to load a user exit routine. The exit routine name is defined in the USER_EXITS section of the DFSDFxxx member.

In the message text:

ttttttt The user exit type. If this field is USRXINIT, the error is from user exit initialization services and not related to an individual user exit routine. In this case, *nnnnnnnnnnnn* is blank. If this field is USRXRFSH, the error is during REFRESH USEREXIT command processing and not related to a particular user exit type.

nnnnnnnnnnnn

The name of the user exit routine or the control block for which the error occurred.

If the user exit routine name is USXGRAMR, the message refers to storage required for the parsed grammar output of the user exit definitions in the DFSDFxxx member of the IMS PROCLIB data set.

rrrrrrrrrrrrrrrrrrrr

The reason the user exit setup failed. This can be one of the following strings:

BCB RELEASE ERROR

Storage for the USXI or USXS control blocks could not be released by BCB services.

BCB GET ERROR

Storage for the USXI or USXS control blocks could not be obtained from BCB services.

BLDL ERROR

BLDL failed for the indicated module name. If RC=04, the specified module could not be found.

IMOD FREE ERROR

Storage for the indicated module could not be released using IMODULE FREE.

IMOD GETM ERROR

Storage for the indicated module could not be obtained using IMODULE GETMAIN.

IMOD GETS ERROR

Storage for the indicated module could not be obtained using IMODULE GETSTOR.

LOAD ERROR

LOAD failed for the indicated module name.

NO EXITDEF STMT

No EXITDEF statement in the DFSDFxxx member for the specified exit type.

PARSE ERROR

An error was encountered while parsing the DFSDFxxx member. If the error was a parse error (as opposed to an error in the parsing service), BPE003E messages give more information on the error.

PDS READ ERROR

An error was encountered while reading the DFSDFxxx member. The MODULE NAME field indicates the member that was read.

STOR OBTN ERROR

Storage for the indicated module could not be obtained using STORAGE.

rr The return code issued by the services that are associated with the reason text of this message. If there is no return code from the service, this field is blank.

This message is also issued while processing the output EXITDEF parameter in the USER_EXITS section of the DFSDFxxx member during IMS initialization or during the processing of the REFRESH USEREXIT command.

System action: IMS continues processing.

System programmer response: If the user exit setup failed because of a storage error, check that the region size of the address space is large enough. Increase the region size by changing the REGION= parameter on the IMS control region JCL and restart IMS.

If the user exit setup failed because of a BLDL or a LOAD error, check the PROCLIB member to ensure the exit routine name is correct. If the name is correct in the PROCLIB member, ensure that the load module is available to the control region.

Module: DFSUSRXI, DFSUSX00

Note: If the Module field is ****NONE****, the error does not have a user exit module associated with it.

Related reference:

 IMODULE return codes (Messages and Codes)

DFS4571E USER EXIT TYPE *ttttttt* IS NOT A VALID USER EXIT TYPE

Explanation: The user exit type specified on the EXITDEF statement in the USER_EXITS section of the DFSDFxxx member is not a valid user exit type.

In the message text:

ttttttt The user exit type specified on the EXITDEF statement

This message is also issued while processing the output EXITDEF parameter in the USER_EXITS section of the DFSDFxxx member during IMS initialization or during the processing of the REFRESH USEREXIT command.

System action: IMS continues processing.

System programmer response: Specify a valid user exit type on the EXITDEF statement. See the IMS system definition information for the valid user exit types.

Module: DFSUSRXI

DFS4572E USER EXIT TYPE IS NOT ELIGIBLE FOR MULTI-EXIT ROUTINE SUPPORT

Explanation: The user exit type *ttttttt* is a valid user exit type, but it is not eligible for multi-exit routine support.

In the message text:
ttttttt The user exit type

System action: IMS continues processing.

System programmer response: Check the PROCLIB member to ensure that all of the exits that are listed are eligible for multi-exit support. Remove any that are not.

Module: DFSUSRXI

DFS4573E UNABLE TO CALL USER EXIT TYPE - *ttttttt* FUNCTION - *ffffff* REASON - *cccccccccccccc* RC - *rr*

Explanation: IMS was unable to call any exit routines of the specified user exit type.

In the message text:
ttttttt The user exit type.
ffffff The function code that was to be passed to the exit. If there is no function code, this part is blank.

cccccccccccccc
The reason the exit type could not be called. Possible reasons are:

IMOD GETM ERROR

An IMODULE GETMAIN error was encountered.

rr The return code from the service that received an error. If the error does not have a return code, this field is blank.

System action: IMS continues processing.

System programmer response: If this is a storage shortage, the region size of the address space might be too small. Increase the region size by changing the REGION= parameter on the IMS control region JCL and restart IMS.

If the problem persists, save any memory dumps and

IMS logs and contact IBM Software Support. If no memory dumps were produced, create a console dump of the IMS control region.

Problem determination: 1, 2, 3, 4, 25, 36, 41

Module: DFSFSTM0, DFSTRM00

Related reference:

➡ IMODULE return codes (Messages and Codes)

Related information:

Chapter 2, "IMS problem determination," on page 13

DFS4574W **DUPLICATE USER EXIT ROUTINE DEFINED. TYPE- *ttttttt* MODULE NAME - *mmmmmmmmmm***

Explanation: A duplicate user exit routine was defined in the EXITS parameter of the EXITDEF statement for the indicated user exit type. The exit is only loaded one time and is called only one time.

In the message text:

```
ttttttt    The user exit type
mmmmmmmmmm
           The user exit module name
```

System action: The second user exit module name is ignored and IMS continues processing.

System programmer response: Check the EXITS parameter that is in error and either correct or remove the user exit routine name.

Problem determination: 1, 2, 3, 4, 25, 36, 41

Module: DFSUSX00

Related information:

Chapter 2, "IMS problem determination," on page 13

DFS4575E **ERROR IN ADD ROUTINE FOR EXIT TYPE *ttttttt*. SERVICE - *ssssssssssssssss* SERVICE RC - *rrrr***

Explanation: An error was encountered in the add routine for user exit type *ttttttt*. The add routine for a user exit type is run when the user exit type is added by the REFRESH USEREXIT command.

```
ttttttt    The user exit type.
ssssssssssssssss
           The service in which the error was
           encountered.
rrrr       The reason code received from the service that
           failed.
```

System action: The user exit type is not added.

System programmer response: If the error is a storage error, check that the region size of the address space is large enough. Increase the REGION= parameter on the IMS control region JCL and restart IMS.

If the problem persists, create a console dump of the

IMS control region and contact IBM Software Support.

Module: DFSIR010, DFSUSX90

DFS4576W **ERROR IN DEL ROUTINE FOR EXIT TYPE *ttttttt*. SERVICE - *ssssssssssssssss* SERVICE RC - *rrrr***

Explanation: An error was encountered in the delete routine for user exit type *ttttttt*.

The delete routine for a user exit type is run when the user exit type is deleted by the REFRESH USEREXIT command.

```
ttttttt    The user exit type.
ssssssssssssssss
           The service in which the error was
           encountered.
rrrr       The reason code received from the service that
           failed.
```

System action: The user exit type is deleted. If the error is a storage release error, the storage is still allocated. If the user exit type is added at a later time by the REFRESH USEREXIT command, the storage will be reused.

System programmer response: You can use the REFRESH USEREXIT command to add the user exit type and then delete the user exit type again with the REFRESH USEREXIT command. IMS will run the delete routine for the user exit type and retry the failing service.

If the problem persists, create a console dump of the IMS control region and contact IBM Software Support.

Module: DFSIR010, DFSUSX90

DFS4585W **RASE SECURITY USER EXIT DELETED. NO RASE SECURITY USER EXIT CALL WITH *pppppppppppppppppp***

Explanation: The Resource Access Security user exit (RASE) was deleted with the REFRESH USEREXIT command.

```
PPPPPPPPPPPPPPPPPP
           The ISIS, ODBASE, and ODBMSECURE
           parameter values.
```

An ISIS value of A or C specifies that resource security checking is to be done using RACF and the RASE user exit (ISIS=A) or the user exit only (ISIS=C).

ODBASE=Y specifies that the RASE user exit is called if it exists.

An ODBMSECURE value of A specifies that resource security checking is to be done using both RACF and the RASE user exit. An ODBMSECURE value of E

DFS4586E • DFS4600I

| specifies that resource security checking is to be done
| using only the RASE user exit.

| **System action:** IMS continues processing.

| **System programmer response:** If you do not want to
| run with the RASE user exit, no action is necessary. If
| you want to run with the RASE user exit, modify the
| DFSDFxxx member to define your RASE user exit
| routine and reissue the REFRESH USEREXIT command
| for the RASE user exit type.

| **Module:** DFSIR010

| **DFS4586E LOGEDIT USER EXIT COULD NOT BE
| ADDED. NO LOG RECORDS
| SELECTED FOR EDITING.**

| **Explanation:** No log records are selected to be passed
| to the LOGEDIT user exit, so the LOGEDIT user exit is
| not added. This message can be issued during IMS
| initialization or as a result of the REFRESH USEREXIT
| command.

| If it is issued during IMS Initialization, the LOGEDIT
| user exit is defined with the EXITDEF statement in the
| DFSDFxxx member. The LOGEDIT user exit is deleted.

| If the message is issued as a result of the REFRESH
| USEREXIT command, the LOGEDIT user exit is not
| added.

| The log record types that are to be passed to the
| LOGEDIT user exit are identified with the LOGEDIT
| statement in the DFSVSMxx member.

| **System action:** IMS continues processing.

| **System programmer response:** You must identify the
| log record types to be passed to the LOGEDIT user exit
| in the LOGEDIT statement in the DFSVSMxx member
| at IMS start up. IMS must be restarted to pick up the
| log record types.

| **Module:** DFSIR010, DFSXLGI0

| **DFS4600E RSN=02 AREA areaname
| SERIALIZATION PROCESS FAILED**


| **Explanation:** The area serialization process failed. One
| or more preceding DFS4600I messages describe the
| reason for the area serialization failure.

| During the DEDB Alter process, the DEDB area is
| serialized and unserialized for one or more instances.
| When the DEDB area fails serialization, the DFS4600E
| RSN=02 message is issued for the last serialization
| instance.

| **System action:** The DEDB Alter utility terminates
| processing without performing the requested DEDB
| Alter function.

| **Module:** DBFDAQA0

| **Related reference:**

|  DEDB Alter utility (DBFUDA00) (Database
| Utilities)

| **DFS4600I RSN=00 AREA areaname
| SERIALIZATION PROCESS STARTED**

| or

| **RSN=01 AREA areaname SERIALIZATION PROCESS
| ENDED SUCCESSFULLY**

| or

| **RSN=03 AREA areaname SERIALIZATION FAILED –
| THREAD yyyyyyyy UPDATED THE AREA BUT WAS
| NOT SERIALIZED**

| or

| **RSN=04 AREA areaname SERIALIZATION FAILED –
| THREAD yyyyyyyy WITH UPDATE INTENT FOR
| THE AREA WAS NOT SERIALIZED**

| or

| **RSN=06 AREA areaname SERIALIZATION TIMED
| OUT WHILE ATTEMPTING TO SERIALIZE THE
| AREA**

| or

| **RSN=07 AREA areaname SERIALIZATION TIMED
| OUT – RETRY STARTING**

| or

| **RSN=08 AREA areaname SERIALIZATION TIMED
| OUT – RETRY STARTING**

| or

| **RSN=09 AREA areaname SERIALIZATION TIMED
| OUT – RETRY STARTING**

| or

| **RSN=0A AREA areaname SERIALIZATION TIMED
| OUT – RETRY STARTING**

| or

| **RSN=0B AREA areaname SERIALIZATION TIMED
| OUT – RETRY STARTING**

| or

| RSN=0C AREA *areaname* SERIALIZATION TIMED
 | OUT WHILE ATTEMPTING TO SERIALIZE THE
 | AREA

| **Explanation:** During the DEDB Alter process, the
 | DEDB area needed to be serialized with application
 | threads.

- | • If the serialization process completes successfully,
 | RSN=01 is the last message in the stream.
- | • If the serialization process fails, the last message in
 | the stream is DFS4600E RSN=02 with a preceding
 | DFS4600I message to explain the failure.

| During the DEDB Alter process, the DEDB area is
 | serialized and unserialized for one or more instances.
 | The DFS4600I RSN=00 and DFS4600I RSN=01 messages
 | are issued when the DEDB area is serialized
 | successfully for each instance. When the DEDB area
 | fails serialization, the DFS4600I RSN=00 and DFS4600E
 | RSN=02 messages are issued for the last serialization
 | instance.

| **Reason code**
 | **Meaning**

| **RSN00** The area serialization process started for area
 | *areaname*.

| **RSN01** The area serialization process ended
 | successfully. The area was serialized by the
 | DEDB Alter utility.

| **RSN03** The area serialization process failed. Thread
 | *yyyyyyyyy* updated area *areaname*, but area
 | *areaname* was not correctly serialized.

| **RSN04** The area serialization process failed. Thread
 | *yyyyyyyyy* was not involved with serializing
 | area *areaname*, but the task was unable to
 | determine if this was acceptable.


| **RSN06, RSN0C**
 | The area serialization process timed out while
 | attempting to serialize the area in exclusive
 | mode.

| **RSN07, RSN08, RSN09, RSN0A, RSN0B**
 | The area serialization process timed out while
 | attempting to serialize the area in exclusive
 | mode. Another attempt to serialize the area
 | will be made because RETRY YES or RETRY
 | *retry_value* was specified as a DEDB Alter
 | utility input option.

| **System action:** If the area serialization is successful,
 | the DEDB Alter utility continues processing. If the area
 | serialization is unsuccessful, the DEDB Alter utility
 | terminates processing without performing the
 | requested DEDB Alter function.


| **Module:** DBFDAQA0

| **Related reference:**

|  DEDB Alter utility (DBFUDA00) (Database
 | Utilities)

Chapter 95. DFS messages, DFS4601E - DFS4650I

This topic contains the following messages:


<p>DFS4601E RSN=02 DEDB <i>dedbname</i> SERIALIZATION PROCESS FAILED</p> <p>Explanation: The DEDB serialization process failed. One or more DFS4601I messages that precede describes the reason for the DEDB serialization failure.</p> <p>System action: The DEDB Alter utility terminates processing without performing the requested DEDB Alter function.</p> <p>Module: DBFDAQA0</p> <p>Related reference:</p> <p> DEDB Alter utility (DBFUDA00) (Database Utilities)</p>	<p> or</p> <p> RSN=09 DEDB <i>dedbname</i> SERIALIZATION TIMED OUT – RETRY STARTING</p> <p> or</p> <p> RSN=0A DEDB <i>dedbname</i> SERIALIZATION TIMED OUT – RETRY STARTING</p> <p> or</p> <p> RSN=0B DEDB <i>dedbname</i> SERIALIZATION TIMED OUT – RETRY STARTING</p>														
<p>DFS4601I RSN=00 DEDB <i>dedbname</i> SERIALIZATION PROCESS STARTED</p> <p>or</p> <p>RSN=01 DEDB <i>dedbname</i> SERIALIZATION PROCESS ENDED SUCCESSFULLY</p> <p>or</p> <p>RSN=03 DEDB <i>dedbname</i> SERIALIZATION FAILED – THREAD <i>yyyyyyyy</i> UPDATED THE DEDB BUT WAS NOT SERIALIZED</p> <p>or</p> <p>RSN=04 DEDB <i>dedbname</i> SERIALIZATION FAILED – THREAD <i>yyyyyyyy</i> WITH UPDATE INTENT FOR THE DEDB WAS NOT SERIALIZED</p> <p>or</p> <p>RSN=06 DEDB <i>dedbname</i> SERIALIZATION TIMED OUT WHILE ATTEMPTING TO SERIALIZE THE DEDB</p> <p>or</p> <p>RSN=07 DEDB <i>dedbname</i> SERIALIZATION TIMED OUT – RETRY STARTING</p> <p>or</p> <p>RSN=08 DEDB <i>dedbname</i> SERIALIZATION TIMED OUT – RETRY STARTING</p>	<p> or</p> <p> RSN=0C DEDB <i>dedbname</i> SERIALIZATION TIMED OUT WHILE ATTEMPTING TO SERIALIZE THE DEDB</p> <p> Explanation: During the DEDB Alter process, the DEDB database needed to be serialized with application threads.</p> <ul style="list-style-type: none"> • If the process completed successfully, RSN=01 will be the last message in the stream. • If the serialization process fails, the last message in the stream will be DFS4601E RSN=02 with a preceding DFS4601I message to explain the failure. <p> Reason code</p> <table border="0"> <thead> <tr> <th style="text-align: left;">Meaning</th> <th></th> </tr> </thead> <tbody> <tr> <td>RSN00</td> <td>The DEDB serialization process started for DEDB <i>dedbname</i>.</td> </tr> <tr> <td>RSN01</td> <td>The DEDB serialization process ended successfully. The area was serialized by the DEDB Alter utility.</td> </tr> <tr> <td>RSN03</td> <td>The DEDB serialization process failed. Thread <i>yyyyyyyy</i> updated DEDB <i>dedbname</i>, but DEDB <i>dedbname</i> was not correctly serialized.</td> </tr> <tr> <td>RSN04</td> <td>The area serialization process failed. Thread <i>yyyyyyyy</i> was not involved with serializing DEDB <i>dedbname</i>, but the task was unable to determine whether this was acceptable.</td> </tr> <tr> <td>RSN06, RSN0C</td> <td>The DEDB serialization process timed out while attempting to serialize the area in exclusive mode.</td> </tr> <tr> <td>RSN07, RSN08, RSN09, RSN0A, RSN0B</td> <td>The DEDB serialization process timed out</td> </tr> </tbody> </table>	Meaning		RSN00	The DEDB serialization process started for DEDB <i>dedbname</i> .	RSN01	The DEDB serialization process ended successfully. The area was serialized by the DEDB Alter utility.	RSN03	The DEDB serialization process failed. Thread <i>yyyyyyyy</i> updated DEDB <i>dedbname</i> , but DEDB <i>dedbname</i> was not correctly serialized.	RSN04	The area serialization process failed. Thread <i>yyyyyyyy</i> was not involved with serializing DEDB <i>dedbname</i> , but the task was unable to determine whether this was acceptable.	RSN06, RSN0C	The DEDB serialization process timed out while attempting to serialize the area in exclusive mode.	RSN07, RSN08, RSN09, RSN0A, RSN0B	The DEDB serialization process timed out
Meaning															
RSN00	The DEDB serialization process started for DEDB <i>dedbname</i> .														
RSN01	The DEDB serialization process ended successfully. The area was serialized by the DEDB Alter utility.														
RSN03	The DEDB serialization process failed. Thread <i>yyyyyyyy</i> updated DEDB <i>dedbname</i> , but DEDB <i>dedbname</i> was not correctly serialized.														
RSN04	The area serialization process failed. Thread <i>yyyyyyyy</i> was not involved with serializing DEDB <i>dedbname</i> , but the task was unable to determine whether this was acceptable.														
RSN06, RSN0C	The DEDB serialization process timed out while attempting to serialize the area in exclusive mode.														
RSN07, RSN08, RSN09, RSN0A, RSN0B	The DEDB serialization process timed out														

| while attempting to serialize the DEDB in
 | exclusive mode. Another attempt to serialize
 | the DEDB will be made because RETRY YES
 | or RETRY *retry_value* was specified as a DEDB
 | Alter utility input option.

| **System action:** If the DEDB serialization is successful,
 | the DEDB Alter utility continues processing. If the
 | DEDB serialization is unsuccessful, the DEDB Alter
 | utility terminates processing without performing the
 | requested DEDB Alter function.

| **Module:** DBFDAQA0

| **Related reference:**

|  DEDB Alter utility (DBFUDA00) (Database
 | Utilities)

| **DFS4602E BOTH ACTIVE AND SHADOW ARE
 | SPECIFIED**


| **Explanation:** Both ACTIVE and SHADOW control
 | statements are specified for the DEDB Initialization
 | utility (DBFUMIN0). These control statements are
 | mutually exclusive, because the utility cannot format
 | both active area data sets and shadow data sets in the
 | same execution.

| **System action:** The DEDB Initialization utility
 | terminates without processing the function.

| **System programmer response:** Specify the ACTIVE
 | control statement to format active area data sets in one
 | execution. Specify the SHADOW control statement to
 | format shadow area data sets and shadow image copy
 | data sets in another execution.

| **Module:** DBFUMIN0

| **Related reference:**

|  DEDB Initialization utility (DBFUMIN0) (Database
 | Utilities)

| **DFS4603I DBRC QUIESCE END ERROR FOR
 | DEDB ALTER, DEDB=ddddddd
 | RC=rrrrrrrr RSN=rrrrrrrr
 | MODULE=bbbbbbbb**

| or

| DBRC QUIESCE END ERROR FOR DEDB ALTER,
 | AREA=aaaaaaaa RC=rrrrrrrr RSN=rrrrrrrr
 | MODULE=bbbbbbbb

| **Explanation:** During IMS restart, IMS detected that
 | the DEDB Alter utility was running when IMS
 | abnormally terminated. The QUIESCE in progress flag
 | was still active in DBRC, and when IMS attempted to
 | reset the QUIESCE flag, the DBRC call failed. The RC is
 | set by DBRC for the DSPDBQ END call. The RSN code
 | identifies from where in the code the message was
 | issued.

| **System action:** Emergency restart continues.

| **System programmer response:** List the RECON data
 | sets and verify if the QUIESCE in progress flag is still
 | on. If it is, reset the quiesce in progress flag.

| **Module:** DBFEDA00

| **DFS4604I DBRC ALTER EOJ ERROR FOR DEDB
 | ALTER AREA=aaaaaaaa RC=rrrrrrrr
 | MODULE=bbbbbbbb**

| **Explanation:** During IMS restart, IMS detected that
 | the DEDB Alter utility was running when IMS
 | abnormally terminated. The DEDB ALTER flag was on
 | in the RECONS for the AREA=aaaaaaaa. The RC is set
 | by DBRC for the ALTEREOJ call. The RSN code
 | identifies from where in the code the message was
 | issued.

| **System action:** Emergency restart continues.

| **System programmer response:** List the RECON data
 | sets and verify if the DEDB ALTER in progress flag is
 | still on. If it is, reset the ALTER in progress flag.

| **Module:** DBFEDA00

| **DFS4605I RESTART ERROR PROCESSING 5961
 | LOG RECORD, COULD NOT FIND
 | AREA=aaaaaaaa MODULE=bbbbbbbb**

| **Explanation:** During IMS restart, IMS detected that
 | the DEDB Alter utility was running when IMS
 | abnormally terminated. IMS could not find the
 | AREA=aaaaaaaa and could not process related 5961 log
 | records.

| **System action:** Emergency restart continues.

| **System programmer response:** If the AREA was
 | validly removed, no action is necessary. If it was not,
 | contact IBM Software Support for assistance.

| **Module:** DBFEDA00

| **DFS4606I COULD NOT DELETE THE BLOCKS
 | FOR DEDB ALTER DEDB=ddddddd
 | RC=rrrrrrrr RSN=aaaaaaaa
 | MODULE=bbbbbbbb**

| **Explanation:** During IMS restart, IMS detected that
 | the DEDB Alter utility was running when IMS
 | abnormally terminated. The ACTIVE ACBLIB contained
 | an encrypted member, which IMS was unable to delete.
 | The RC is set by DBFMOLS0 during the UNDO
 | COPYLBOCKs call. The RSN code identifies from
 | where in the code the message was issued.

| **System action:** Emergency restart continues.

| **System programmer response:** Verify that the
 | encrypted member is no longer needed. If it is not,
 | delete it from ACBLIB. If you are using a shared
 | ACBLIB, all restarting data sharing IMS subsystems

| attempt cleanup, but only the first IMS to lock the
| ACBLIB finds the blocks to delete.

| **Module:** DBFEDA00

| **DFS4607I** **COULD NOT FIND THE DDIR FOR**
| **DEDB ALTER DEDB=ddddddd**
| **RC=rrrrrrrr MODULE=bbbbbbb**

| **Explanation:** During IMS restart, IMS detected that
| the DEDB Alter utility was running when IMS
| abnormally terminated. IMS could not find the
| DEDB=ddddddd and could not process related 5961 log
| records. The RC is set by DFSCBTS when the DDIR
| cannot be found.

| **System action:** Emergency restart continues.

| **System programmer response:** If the AREA was
| properly removed, no action is necessary. If it was not,
| contact IBM Software Support.

| **Module:** DBFEDA00

| **DFS4608E** **COULD NOT UNDO MOLC FOR**
| **DEDB ALTER DEDB=ddddddd**
| **RC=rrrrrrrr RSN=aaaaaaaa**
| **MODULE=bbbbbbb**

| **Explanation:** During IMS restart, IMS detected that
| the DEDB Alter utility was running when IMS
| abnormally terminated. IMS detected that the
| STAGING member for the DEDB=ddddddd had been
| copied into the active library at the time of the IMS
| failure. The attempt to restore the ACTIVE ACBLIB
| member failed. The RC is set by DBFMOLS0 during the
| UNDO MOLC call. The RSN code identifies from
| where in the code the message was issued.

| **System action:** Emergency restart continues.

| **System programmer response:** Verify that the DEDB
| member in the ACTIVE ACBLIB is from the STAGING
| member. If it is, the DEDB member in the ACTIVE
| ACBLIB must be manually restored from the backup
| ACBLIB of active members.

| **Module:** DBFEDA00

| **DFS4609I** **THE DEDB ALTER MOLC PROCESS**
| **WAS CLEANED UP DURING**
| **RESTART DEDB=ddddddd**
| **MODULE=aaaaaaaa**

| **Explanation:** During IMS restart, IMS detected that
| the DEDB Alter utility was running when IMS
| abnormally terminated. IMS detected that the
| STAGING member for the DEDB=ddddddd had been
| copied into the active library at the time of the IMS
| failure. The attempt to restore the ACTIVE ACBLIB
| completed successfully.

| **System action:** Emergency restart continues.

| **System programmer response:** No action is required.

| **Module:** DBFEDA00

| **DFS4610E** **ONLY ONE *keyword* KEYWORD IS**
| **ALLOWED PER UTILITY EXECUTION**

| **Explanation:** In the message text, *keyword* is one of the
| following control statements: ALTERAREA,
| REPLRAND, RETRY, RETRYWAIT, TIMEOUT, or TYPE.


| The DEDB Alter utility supports only one of each of
| these control statements per utility execution. However,
| one or more of these control statements was specified
| multiple times.

| **System action:** The DEDB Alter utility terminates
| without processing the function.

| **System programmer response:**

| **Module:** DBFUMMS0

| **Related reference:**

|  Control statements for the DEDB Alter utility
| (DBFUDA00) (Database Utilities)

| **DFS4611E** **TIMEOUT VALUE SPECIFIED IS**
| **INCORRECT**


| **Explanation:** The TIMEOUT value must be a 1- to
| 3-digit numeric value from 1 - 999.

| **System action:** The DEDB Alter utility terminates
| without completing the requested function.

| **System programmer response:** Correct the TIMEOUT
| value or delete it so that the default TIMEOUT value of
| 15 seconds will be used, and then resubmit the job.

| **Module:** DBFUMMS0

| **Related reference:**

|  DEDB Alter utility (DBFUDA00) (Database
| Utilities)

| **DFS4612E** **DEDB ALTER TERMINATED**
| **BECAUSE SDEP EXISTS**


| **Explanation:** The DEDB Alter utility was run with the
| ALTERAREA function to alter an area online. However,
| the DEDB database to be altered has sequential
| dependent (SDEP) segments defined. The ALTERAREA
| function does not support DEDB databases that have
| SDEP segments defined.

| **System action:** The DEDB Alter utility terminates
| without completing the requested function.

| **System programmer response:** DEDB Alter utility
| does not process DEDB databases with SDEP
| definitions. Use the usual online change instead of the
| DEDB Alter utility.

| **Module:** DBFUMMS0

| **Related reference:**

 DEDB Alter utility (DBFUDA00) (Database Utilities)

DFS4613E DEDB ALTER TERMINATED BECAUSE EEQE EXISTS


Explanation: The DEDB Alter utility was run with the ALTERAREA function to alter an area online. However, the area to be altered has one or more extended error queue elements (EEQEs).

System action: The DEDB Alter utility terminates without completing the requested function.


System programmer response: Recover the area to be altered and resolve the EEQEs.

Module: DBFUMMS0

Related concepts:

 DL/I I/O errors and recovery (Database Administration)

Related reference:

 DEDB Alter utility (DBFUDA00) (Database Utilities)

DFS4614E DEDB ALTER REQUIRES A 2 STAGE RANDOMIZER

Explanation: The DEDB Alter utility detected that the DEDB database to be altered does not use a 2-stage randomizer. The DEDB Alter utility supports only DEDB databases that use a 2-stage randomizer.


System action: The DEDB Alter utility terminates without completing the requested function.

System programmer response: Convert the DEDB database to use a 2-stage randomizer:


- If the randomizer is a 1-stage randomizer, unload and reload the DEDB database using a 2-stage randomizer. Perform an online change to change the randomizer from a 1-stage randomizer to a 2-stage randomizer.
- If the randomizer is a 2-stage-randomizer-like randomizer (defined as 1-stage randomizer but behaves as a 2-stage randomizer), perform an online change to change the randomizer from a 1-stage randomizer to a 2-stage randomizer.

Module: DBFUMMS0

Related concepts:

 DL/I I/O errors and recovery (Database Administration)

Related reference:

 DEDB Alter utility (DBFUDA00) (Database Utilities)

DFS4616E RETRY VALUE SPECIFIED IS INCORRECT


Explanation: RETRY specifies the number of times the DEDB Alter utility retries the commit process after the TIMEOUT value expires. The RETRY value must be NO (do not retry), YES (retry until the utility succeeds), or a numeric value from 1 through 99.

System action: The DEDB Alter utility terminates without completing the requested function.

System programmer response: Correct the RETRY value or delete it so that the default value of NO is used, and then resubmit the job.

Module: DBFUMMS0

Related reference:

 DEDB Alter utility (DBFUDA00) (Database Utilities)

DFS4617E RETRYWAIT VALUE SPECIFIED IS INCORRECT


Explanation: RETRYWAIT specifies the length of time that the DEDB Alter utility waits to retry the commit process after the TIMEOUT value expires. The RETRYWAIT value must be a 1- to 3-character numeric value from 1 - 999 (which represents seconds).

System action: The DEDB Alter utility terminates without completing the requested function.

System programmer response: Correct the RETRYWAIT value or delete it so that the default value of 60 seconds is used, and then resubmit the job.

Module: DBFUMMS0

Related reference:

 DEDB Alter utility (DBFUDA00) (Database Utilities)

DFS4618E ANOTHER DEDB ALTER UTILITY IS ALREADY RUNNING AGAINST DEDB *dedb_name*


Explanation: Another DEDB Alter utility is already running against the same DEDB database. Only one DEDB Alter utility can be active on one DEDB database in IMS data-sharing systems.

System action: The DEDB Alter utility terminates without completing the requested function.

System programmer response: Wait until the other DEDB Alter utility completes, and then resubmit the job.

Module: DBFUMMS0

Related reference:

 DEDB Alter utility (DBFUDA00) (Database Utilities)

DFS4619E MINVERS NOT MATCHING REQUIREMENT


Explanation: The DEDB Alter utility cannot be run because the MINVERS value is not set to 13.1 or higher in the RECON data set. To run the DEDB Alter utility, the MINVERS value must be 13.1 or higher.

System action: The DEDB Alter utility terminates without completing the requested function.

System programmer response: Set the MINVERS value in the RECON data to at least 13.1 by issuing the CHANGE.RECON command, and then resubmit the job.

Module: DBFUMMS0

Related reference:

 DEDB Alter utility (DBFUDA00) (Database Utilities)

 CHANGE.RECON command (Commands)

DFS4620E DEDB ALTER VALIDATION ERROR: Cause

Explanation: The DEDB Alter utility detected an invalid condition in the DEDB DBD member in the staging ACB library for the DEDB database to be altered.

In the message text, *Cause* is one of the following conditions:

- DEDB ALTER REQUIRES A 2-STAGE RANDOMIZER
- SAME RANDOMIZER NAME BUT ATTRIBUTE CHANGE
- SAME RANDOMIZER NAME FOUND FOR REPLRAND
- SDEP FOUND FOR ALTERAREA FUNCTION
- ALTERAREA ONLY SUPPORTS CHANGING ONE AREA
- AREA CHANGE FOUND FOR REPLRAND FUNCTION
- NUMBER OF AREAS IN DEDB CHANGE FOUND
- ORDER OF AREAS IN DEDB CHANGE FOUND
- AREA ATTRIBUTE CHANGE NOT SUPPORTED
- FIELD ATTRIBUTE CHANGE NOT SUPPORTED
- SECONDARY INDEX CHANGE NOT SUPPORTED
- SEGM ATTRIBUTE CHANGE NOT SUPPORTED
- ATTRIBUTE CHANGE NOT SUPPORTED
- STAGING ACBLIB IS EMPTY
- AREA *area_name* DOES NOT EXIST
- DEDB *dedb_name* MEMBER NOT IN STAGING ACBLIB
- SHADOW AREA SDEP PART IS LESS FOR ALTERAREA FUNCTION


- SHADOW RANDOMIZER IS NOT REENTRANT


System action: The DEDB Alter utility terminates without completing the requested function.

System programmer response: Correct the error in the DEDB DBD definition, rerun the DBDGEN utility and the ACBGEN utility to the staging ACB library, and then rerun the DEDB Alter utility.

Module: DBFDASP0

Related reference:

 DEDB Alter utility (DBFUDA00) (Database Utilities)

 Database Description (DBD) Generation utility (System Utilities)

 Application Control Blocks Maintenance utility (System Utilities)

DFS4621E DEDB ALTER SYSTEM ERROR: Cause

Explanation: The DEDB Alter utility encountered a system error.

In the message text, *Cause* is one of the following conditions:


- GET STORAGE ERROR
- IMS INTERNAL ERROR
- DATA SHARING ERROR
- AUTHORIZED SUBSYSTEM *ims_name* IS ABNORMALLY TERMINATED

System action: The DEDB Alter utility terminates without completing the requested function.

System programmer response: Resubmit the DEDB Alter utility to gather diagnostic information: a dump of the IMS and the DEDB Alter utility regions. Contact IBM Software Support.

Module: DBFDASP0, DBFDAI60

Related reference:

 DEDB Alter utility (DBFUDA00) (Database Utilities)

DFS4622E DEDB ALTER ENVIRONMENT ERROR: Cause

Explanation: Either the DEDB Alter utility encountered an environment error accessing the staging ACB library or the DEDB Alter was run concurrently with online change. The DEDB Alter utility and online change process cannot be run concurrently.

In the message text, *Cause* is one of the following conditions:

- ONLINE CHANGE PHASE IN PROGRESS
- STAGING ACBLIB ACCESS ERROR
- STAGING ACBLIB ALLOCATION ERROR
- STAGING ACBLIB OPEN ERROR
- ACTIVE ACBLIB ACCESS ERROR


- | • ACTIVE ACBLIB ALLOCATION ERROR
- | • ACTIVE ACBLIB OPEN ERROR
- | • DRD OR DB QUIESCE COMMAND IN PROGRESS
- | • AUTHORIZED SUBSYSTEM *ims_name* IS NOT A MEMBER OF ALTERGRP *alter_group*
- | • ACBSHR= VALUE DOES NOT MATCH

| **System action:** The DEDB Alter utility terminates without completing the requested function.

| **System programmer response:** Correct the environment error, and then resubmit the job.

| **Module:** DBFDASP0, DBFDAI60

| **Related reference:**

|  DEDB Alter utility (DBFUDA00) (Database Utilities)

| **DFS4623W NO AREA ATTRIBUTE CHANGE FOUND FOR ALTERAREA FUNCTION**


| **Explanation:** The DEDB Alter utility was run to alter the attributes for the area specified in *area_name*. However, the DEDB Alter utility detected that there were no area attribute changes.

| **System action:** The DEDB Alter utility continues to perform the requested function.

| **System programmer response:** If area attribute change was omitted, rerun the DBDGEN utility and the ACBGEN utility to reflect the area attribute change, and then resubmit the DEDB Alter utility.

| **Module:** DBFDASP0

| **Related reference:**

|  DEDB Alter utility (DBFUDA00) (Database Utilities)

| **DFS4624I DEDB ALTER SHADOW RANDOMIZER *randname* LOADED FOR DEDB *dedbname***

| **Explanation:** The DEDB Alter utility was run to alter an area with a randomizer change or to replace a randomizer. The shadow randomizer specified in *randname* was loaded successfully for DEDB *dedbname*.

| **System action:** The DEDB Alter utility continues to perform the requested function.

| **System programmer response:** No action is required.

| **Module:** DBFDASP0

| **DFS4625E DEDB ALTER SHADOW RANDOMIZER *randname* UNLOADED FOR DEDB *dedbname***

| **Explanation:** The DEDB Alter utility was run to alter an area with a randomizer change or to replace a randomizer. However, the DEDB Alter utility encountered a terminating error. The shadow

| randomizer specified in *randname* was unloaded successfully for DEDB *dedbname*.

| **System action:** The DEDB Alter utility terminates without completing the requested function.

| **System programmer response:** Correct the error that caused the DEDB Alter utility to terminate, and then resubmit the DEDB Alter utility.

| **Module:** DBFDASP0

| **DFS4626I DEDB ALTER SHADOW RANDOMIZER *randname* REPLACED ACTIVE RANDOMIZER *randname* FOR DEDB *dedbname***

| **Explanation:** The DEDB Alter utility was run to alter an area with a randomizer change or to replace a randomizer, and completed successfully. The shadow randomizer specified in *randname* was replaced by the active randomizer *randname* for DEDB *dedbname*.

| **System action:** The DEDB Alter utility successfully completed the requested action.

| **System programmer response:** No action is required.

| **Module:** DBFDASP0

| **DFS4627E DEDB ALTER SHADOW RANDOMIZER *randname* LOAD FAILED FOR DEDB *dedbname***

| or

| **DEDB ALTER SHADOW RANDOMIZER *randname* UNLOAD FAILED FOR DEDB *dedbname***

| or

| **DEDB ALTER OLD ACTIVE RANDOMIZER *randname* UNLOAD FAILED FOR DEDB *dedbname***

| **Explanation:** The DEDB Alter utility was run to alter an area with a randomizer change or to replace a randomizer, but terminated without performing the requested function, for one of the following reasons:


- | • The utility could not load the shadow randomizer specified in *randname*.
- | • The utility could not unload the shadow randomizer specified in *randname*.
- | • The utility could not unload the old active randomizer specified in *randname*.

| **System action:** The DEDB Alter utility terminates with or without completing the requested action.

| **System programmer response:** Resolve the randomizer load failure and resubmit the DEDB Alter utility.

| **Module:** DBFDASP0

| **Related reference:**

|  DEDB Alter utility (DBFUDA00) (Database Utilities)

| **DFS4628I** IMS *ims_name* JOINED | LEFT
ALTERGRP *alter_group*

| **Explanation:** IMS system *ims_name* joined or left the DEDB Alter data-sharing group *alter_group* defined in DBFxxxxx by the ALTERGRP parameter in the FASTPATH section of the DFSDFxxx PROCLIB member.

| **System action:** The IMS system joined or left the DEDB Alter DBFxxxxx data-sharing group.

| **System programmer response:** No action is required.

| **Module:** DBFDAI60

| **DFS4629E** IMS *ims_name* ERROR JOINING |
LEAVING ALTERGRP *alter_group*,
RC=*return_code*, RSN=*reason_code*

| **Explanation:** IMS system *ims_name* encountered an error when it joined or left the DEDB Alter data-sharing group *alter_group* defined in DBFxxxxx by the ALTERGRP parameter in the FASTPATH section of the DFSDFxxx PROCLIB member.

| **System action:** IMS encountered an error joining or leaving the DEDB Alter DBFxxxxx data-sharing group.

| After an XRF takeover, the new active IMS system would get DFS4629E when it tried to join the ALTERGRP group while the old active IMS system had not left the ALTERGR group yet.

| After the new active IMS system join error, the new active IMS would retry joining the ALTERGRP group at IMS system checkpoint time until it successfully joins the ALTERGRP group.

| **System programmer response:** No action is required.

| **Module:** DBFDAI60

| **DFS4630E** AN UNEXPECTED STATUS CODE OF
status_code WAS ENCOUNTERED
WHEN ATTEMPTING AN *call_type*
CALL FOR SEGMENT *segment_name* IN
THE SHADOW ADS.

| **Explanation:** During DEDB Alter utility processing of the ALTERAREA function, a status code was returned on the indicated call, which was attempting to update the shadow area data sets.

| In the message text:

| *status_code*

| The DL/I status code returned on the call type.

| *call_type*

| One of the following:

- | • DELETE
- | • INSERT


- | • LOCATE
- | • UPDATE

| **System action:** The DEDB Alter utility terminates without performing the requested function.

| **Programmer response:** Contact IBM Software Support. Rerun the DEDB Alter utility with FPTRACE to collect documentation that might be necessary to determine the problem. If the problem persists, consider using an offline reorganization method.

| **Module:** DBFDARD0, DBFDARIO, DBFDARR0, DBFDAR20

| **Related reference:**

|  DEDB Alter utility (DBFUDA00) (Database Utilities)

| **DFS4634I** THE DEDB ALTER COPY BLK
PROCESS WAS CLEANED UP
DURING RESTART DEDB=dddddddd
MODULE=aaaaaaaa

| **Explanation:** During IMS restart, IMS detected that the DEDB Alter utility was running when IMS abnormally terminated. The ACTIVE ACBLIB contained an encrypted member, which IMS was able to delete.

| **System action:** Emergency restart continues.

| **System programmer response:** No action is required.

| **Module:** DBFEDA00

| **DFS4635I** THE DEDB ALTER QUIESCE FLAGS
WERE CLEANED UP IN DBRC
DURING RESTART DEDB=dddddddd
MODULE=aaaaaaaa

| **Explanation:** During IMS restart, IMS detected that the DEDB Alter utility was running when IMS abnormally terminated. The QUIESCE in progress flag was still active in DBRC, which IMS was able to reset.

| **System action:** Emergency restart continues.

| **System programmer response:** No action is required.

| **Module:** DBFEDA00

| **DFS4636I** THE DEDB ALTER ALTER EOJ FLAGS
WERE CLEANED UP IN DBRC
DURING RESTART DEDB=dddddddd
MODULE=aaaaaaaa

| **Explanation:** During IMS restart, IMS detected that the DEDB Alter utility was running when IMS abnormally terminated. The DEDB ALTER flag was on in the RECONS data set, which IMS was able to reset.

| **System action:** Emergency restart continues.

| **System programmer response:** No action is required.

| **Module:** DBFEDA00

DFS4637E RSN=06 *type name* FAILED TO SYNCHRONIZE WITH THE ONLINE ENVIRONMENT - UTILTIY TO BE TERMINATED

Explanation: The utility failed to serialize with online activity and is being terminated.

In the message text, *type* and *name* can be either of the following combinations:

AREA *areaname*
Indicates the name of the DEDB area.

DEDB *dedbname*
Indicates the name of the DEDB.

System action: The DEDB Alter utility terminates processing without performing the requested DEDB Alter function.

A failure to serialize is caused by a thread not issuing a commit while DEDB ALTER is attempting to serialize with online activity. This is normally caused by a long-running BMP or some type of conversational transaction that did not issue a commit due to a lack of activity.

System programmer response: No action is required.

Module: DBFDAQ00

DFS4637I RSN=00 *type name* WAS ABLE TO SYNCHRONIZE WITH THE ONLINE SYSTEM SYS3

or

RSN=01 *type name* WAS NOT ABLE TO SYNCHRONIZE WITH THREAD *yyyyyyyy* SYS3

or

RSN=02 *type name* WAS NOT ABLE TO SYNCHRONIZE AS DEDB ALTER WAS STOPPED SYS3

or

RSN=03 *type name* WAS NOT ABLE TO SYNCHRONIZE WITH THREAD *yyyyyyyy* SYS3

or

RSN=04 *type name* FAILED TO SYNCHRONIZE WITH THE ONLINE ENVIRONMENT - RETRY ATTEMPTED SYS3

or

RSN=05 *type name* TIMED OUT ATTEMPTING TO SYNCHRONIZE WITH THE ONLINE ENVIRONMENT SYS3

Explanation: In the message text, *type* and *name* can be either of the following combinations:

AREA *areaname*
Indicates the name of the DEDB area.

DEDB *dedbname*
Indicates the name of the DEDB.

The meaning of this message depends on the reason code (RSN=), as follows:

Reason code
Meaning

RSN00 The area or DEDB serialization process finished for area *areaname*.

RSN01 The area or DEDB serialization process failed. Thread *yyyyyyyy* was accessing area *areaname* and did not issue a commit in a timely manner, allowing the DEDB Alter utility to serialize with the thread.

RSN02 The area or DEDB serialization process failed. The DEDB Alter utility was stopped (internally or by using the /STO RGN command) while serialization was in progress.

RSN03 The area or DEDB serialization process failed. Thread *yyyyyyyy* was accessing area *areaname* and did not issue a commit in a timely manner, allowing the DEDB Alter utility to serialize with the thread.

RSN04 The area or DEDB serialization process failed for area *areaname*. Another attempt to serialize the area will be made because TIMEOUT or RETRY YES or both, or because RETRY *retry_value* was specified as a DEDB Alter utility input option.

RSN05 The area or DEDB serialization process timed out while attempting to serialize the area with active threads.

System action: If the area or DEDB serialization is successful, the DEDB Alter utility continues processing. If the area or DEDB serialization is unsuccessful, the DEDB Alter utility terminates processing without performing the requested DEDB Alter function.

A failure to serialize is caused by a thread not issuing a commit while the DEDB Alter utility is attempting to serialize with online activity. This is normally caused by a long running BMP, or some type of conversational transaction that did not issue a commit due to a lack of activity.

System programmer response: No action is required.

Module: DBFDAQ00

DFS4639E REQUESTED VERSION *req_v_nmbr* OF DEDB *dedbname* WAS NOT FOUND IN THE CATALOG

Explanation: IMS was unable to find the specified version of the data entry database (DEDB) in the catalog.

In the message text:

req_v_nmbr

The version number.

dedbname

The name of the data entry database (DEDB).

System action: IMS cannot build the internal blocks that are required to provide access to prior versions of the database. Only the most recent version of the database can be accessed.

System programmer response: Determine whether the catalog is online and configured properly. If the catalog is available, determine whether the version requested by your application is in the catalog. If the catalog was not populated with the information about the old version of the database, this version of the database cannot be accessed.

Module: DBFVER00

DFS4640E SPECIFIED AREA IS NOT REGISTERED TO RECON


Explanation: The DEDB area specified in the ALTERAREA *area_name* function of the DEDB Alter utility is not registered to DBRC in the RECON data sets. The DEDB Alter utility supports only DEDB databases that are registered in the RECON data sets.

System action: The DEDB Alter utility terminates without completing the requested function.

System programmer response: Register the DEDB database to DBRC in the RECON data sets, and then resubmit the DEDB Alter utility.

Module: DBFUMMS0

Related reference:

 DEDB Alter utility (DBFUDA00) (Database Utilities)

 CHANGE.RECON command (Commands)

DFS4641E AT LEAST ONE AVAILABLE SHADOW AREA DATA SET AND ONE AVAILABLE SHADOW IMAGE COPY DATA SET ARE REQUIRED

Explanation: At least one shadow area data set, or the one shadow image copy data set, is not defined or marked as available to DBRC in the RECON data sets.

The DEDB Alter utility requires at least one shadow area data set and one shadow image copy data set to be defined and marked as available to DBRC in the


RECON data sets for ALTERAREA function.

System action: The DEDB Alter utility terminates without completing the requested function.

System programmer response: Correct the data set availability error, and then resubmit the DEDB Alter utility.

Module: DBFUMMS0

Related reference:

 DEDB Alter utility (DBFUDA00) (Database Utilities)

DFS4642E SPECIFIED DEDB *dedb_name* IS NOT REGISTERED TO RECON

Explanation: The DEDB database specified in the DBD parameter of the DEDB Alter utility is not registered to DBRC in the RECON data sets.

The DEDB Alter utility supports only DEDB databases that are registered in the RECON data sets.

System action: The DEDB Alter utility terminates without completing the requested function.

System programmer response: Register the DEDB database to DBRC in the RECON data sets by using the INIT.DB command, and then resubmit the DEDB Alter utility.

Module: DBFUMMS0

Related reference:

 INIT.DB command (Commands)

DFS4643E PRIVATE BUFFER ALLOCATION FAILED


Explanation: The DEDB Alter utility cannot get private buffers for the ALTERAREA function.

System action: The DEDB Alter utility terminates without completing the requested function.


System programmer response: Correct the private buffer allocation error, and then resubmit the DEDB Alter utility.

Module: DBFUMMS0

Related concepts:

 Defining a private buffer pool using the DFSVSMxx IMS.PROCLIB member (Database Administration)

Related reference:

 DEDB Alter utility (DBFUDA00) (Database Utilities)

| DFS4644E DEDB ALTER SHADOW AREA DATA
| SET OR IMAGE COPY DATA SET
| OPEN FAILED

| **Explanation:** The DEDB Alter utility cannot open the
| shadow area data set or the shadow image copy data
| set for the ALTERAREA function.

| **System action:** The DEDB Alter utility terminates
| without completing the requested function.

| **System programmer response:** For the specific OPEN
| failure, locate the OPEN error message in the SYSLOG
| to take the appropriate action for the shadow area data
| set or the shadow image copy data set. Correct the
| OPEN failure, and then resubmit the DEDB Alter
| utility.

| **Module:** DBFUMMS0

| DFS4645W RETRYWAIT IS IGNORED BECAUSE
| RETRY IS SPECIFIED OR DEFAULTED
| TO NO

| **Explanation:** The DEDB Alter utility ignored the
| RETRYWAIT *retrywait_value* control statement because
| the RETRY control statement was specified (or
| defaulted to NO). The RETRYWAIT and RETRY control
| statements are mutually exclusive.

| **System action:** The DEDB Alter utility continues
| processing without using the RETRYWAIT
| *retrywait_value* control statement.

| **System programmer response:** If you want the
| RETRYWAIT *retrywait_value* control statement to be
| used, change the RETRY control statement to RETRY
| *retry_value* or RETRY YES, and then resubmit the DEDB
| Alter utility.

| **Module:** DBFUMMS0

| DFS4646I DEDB ALTER SHADOW XXX =
| *shadow_dataset_name*

| **Explanation:** The DEDB Alter utility runs using the
| ALTERAREA function. Message DFS4646I is issued for
| each shadow area data set name and the shadow image
| copy data set name that is used for the utility.

| XXX is either ADS for area data set or IDS for image
| copy data set.

| **System action:** The DEDB Alter utility continues
| processing.

| **System programmer response:** No action is required.

| **Module:** DBFUMMS0

| DFS4648E DEDB ALTER TERMINATED
| BECAUSE SORT FAILED

| **Explanation:** The DEDB Alter utility terminated
| because the sort processing encountered an error or
| abnormal termination.

| **System action:** The DEDB Alter utility terminated
| without completing the requested function.

| **System programmer response:** Check for the cause of
| the error by reviewing DFSORT messages issued on the
| job log or system log. After fixing any environmental
| errors, rerun the DEDB Alter utility.

| **Module:** DBFDAU70


| DFS4650I DEDB ALTER SHARING IMS LATE
| REPLY IS RECEIVED AND IGNORED

| **Explanation:** The DEDB Alter utility was run in the
| IMS system. A sharing IMS system sent a reply to the
| master IMS system. When the master IMS received the
| reply, the DEDB Alter utility had already been
| terminated in the master IMS. The DEDB Alter sharing
| IMS late reply was ignored.

| **System action:** The IMS where the DEDB Alter utility
| was run received and ignored the late reply from a
| sharing IMS system.

| **Module:** DBFDAI60

| **Related reference:**

|  DEDB Alter utility (DBFUDA00) (Database
| Utilities)

Chapter 96. DFS messages, DFS4651E - DFS4700

This topic contains the following messages:

DFS4651E ALTERGRP GROUP NAME IS NOT DEFINED OR INVALID, BUT DBD *dedbname* IS SHRLEVEL=2|3

Explanation: During DEDB Alter utility processing of the ALTERAREA function, an unexpected status code was returned on the specified call, which attempted to update the shadow area data sets. The DEDB Alter utility was run against a DEDB database that is defined as SHRLEVEL=2 or SHRLEVEL=3 in DBRC. However, the ALTERGRP=*xxxxx* parameter, which defines the DEDB Alter data-sharing group, is not defined in the FASTPATH section of the DFSDF*xxx* PROCLIB member.


When the ALTERGRP=*xxxxx* is not defined, the DEDB database is changed only in the local IMS system. Because the DEDB database is defined as a shared database, the DEDB Alter function is not allowed.

System action: The DEDB Alter utility terminates without performing the requested DEDB Alter function.

System programmer response: Add the ALTERGRP=*xxxxx* parameter to the <SECTION=FASTPATH> section of the DFSDF*xxx* PROCLIB member. Restart the IMS system to join the ALTERGRP=*xxxxx* DEDB Alter data-sharing group. Rerun the DEDB Alter utility.

Module: DBFDAU70

Related reference:

 DEDB Alter utility (DBFUDA00) (Database Utilities)

DFS4652E DEDB ALTER DATA SHARING ERROR: *error* AT *imsid*

Explanation: The DEDB Alter utility encountered either a serialization failure, a commit failure, an initialization failure, or a no response failure at *imsid*.

In the message text:

error One of the following:

- SERIALIZATION FAILED
- COMMIT FAILED
- ONE OR MORE DATA SHARING IMS SYSTEMS DID NOT RESPOND
- INITIALIZATION FAILED

imsid The IMS ID of the IMS subsystem that encountered this error.

System action: The DEDB Alter utility terminates without completing the requested function.

System programmer response: Correct the environment error, and resubmit the job.

Module: DBFDAU70

DFS4660E DEDB ALTER WAS UNABLE TO READ DATA FROM THE ORIGINAL AREA: STATUS CODE XX RSN CODE XX RETURN CODE *nnnn*

Explanation: While attempting to read data from the area that alter is being run against, an error occurred. This might be due to a long-running BMP holding the lock against the area that is being altered.

Status Code

Explanations for status codes can be found on the Fast Path utility status and reason codes page.

RSN Code


Explanations for reason codes can be found on the Fast Path utility status and reason codes page.

Return Code

This is for internal diagnostic purposes.

Module: DBFDAU70

Related reference:

 Fast Path utility status and reason codes (Messages and Codes)

DFS4661E DEDB ALTER WAS UNABLE TO COMMIT DATA TO THE SHADOW AREA: STATUS CODE XX RETURN CODE *nnnn*

Explanation: DEDB Alter encountered an error when issuing a syncpoint against the new area.

Status Code


Explanations for status codes can be found on the Fast Path utility status and reason codes.

Return Code

This is for internal diagnostic purposes.

Module: DBFDAU70

Related reference:

 Fast Path utility status and reason codes (Messages and Codes)

DFS4662E DEDB ALTER WAS UNABLE TO COPY DATA TO THE SHADOW AREA: STATUS CODE *xx* RETURN CODE *nnnn*

Explanation: The DEDB Alter utility encountered an error when copying data to the new area. This is an internal error. Contact IBM Software Support.

In the message text:

xx Explanations for status codes can be found in the Fast Path utility status and reason codes.

nnnn This return code is for internal diagnostic purposes.

The DEDB Alter utility can return the following reason codes. You can find the reason codes within messages in the Alter job log.

Reason code

Explanation

200 Cannot find a non-IOVF CI. This is an internal error and should be reported to IBM. A U1026 abend might also be issued.

204 A bad segment code was found. This is an internal error and should be reported to IBM. A U1026 abend might also be issued.


208 A bad segment code was found. This is an internal error and should be reported to IBM. A U1026 abend might also be issued.

212 A thread detected a randomizer error during DEDB Alter processing. Status was set, and DEDB Alter detected it. The shadow and active randomizers randomized the same key to different areas, which is not allowed.

216 A thread detected an I/O error on the shadow area data set.

Module: DBFDAU70

Related reference:

 Fast Path utility status and reason codes (Messages and Codes)

Related information:

 1026 (Messages and Codes)

DFS4663E DEDB ALTER INITIALIZATION FAILED


Explanation: The DEDB Alter utility found other dependent regions that are holding the DEDB area on which the DEDB utility works. It might also be the result of another initialization failure. For more information, see the job log.

System action: Utility job fails with return code 8.

System programmer response: Correct any errors indicated in the job log and rerun the utility job later.

Module: DBFUDA00

Related reference:

 DEDB Alter utility (DBFUDA00) (Database Utilities)

DFS4664I ALL SHADOW ADS/IDS ARE MARKED UNAVAILABLE


Explanation: The DEDB Alter utility made shadow data sets unavailable due to a severe error.

System action: Utility job fails with return code 8.

System programmer response: Delete / define / format shadow data sets. Check the reason for the error by using the SYSLOG and JOB LOG. After fixing the error, rerun the utility job.

Module: DBFUDA00

Related reference:

 DEDB Alter utility (DBFUDA00) (Database Utilities)

DFS4665I ALL SHADOW ADS/IDS REMAIN AVAILABLE


Explanation: The DEDB Alter utility left shadow data sets available because the error did not affect shadow data sets.

System action: Utility job fails with return code 8.

System programmer response: Check the reason for the error by using the SYSLOG and JOB LOG. After fixing the error, rerun the utility job.

Module: DBFUDA00

Related reference:

 DEDB Alter utility (DBFUDA00) (Database Utilities)

DFS4666E CONNECT SETUP FAILED


Explanation: The DEDB Alter utility detected a logging error while connecting the AREA data set.

System action: Utility job fails with return code 8.

System programmer response: Check the reason for the error by using the SYSLOG and JOB LOG. After fixing the error, rerun the utility job.

Module: DBFUDA00

Related reference:

 DEDB Alter utility (DBFUDA00) (Database Utilities)

DFS4667I MEMBER *imsname* LEFT ALTERGRP
GROUPNAME=*grpname*

Explanation: During the DEDB Alter utility is running, the sharing IMS *imsname* left the specified ALTERGRP.

System action: The DEDB Alter utility terminated without completing the requested function.

System programmer response: Resubmit the job after the sharing IMS is restarted if it was abnormally terminated. Resubmit the job anytime if the sharing IMS was not abnormally terminated.

Module: DBFDAU70

DFS4668I MEMBER *imsname* DID NOT
PARTICIPATE IN DEDB ALTER FOR
DEDB *dedbname*

Explanation: When the DEDB Alter utility is running, the sharing IMS *imsname* joins the ALTERGRP at DEDB Alter commit time. The sharing IMS did not participate in the DEDB Alter process for DEDB *dedbname*.

System action: The DEDB Alter utility completed the requested function without the sharing IMS participation.

System programmer response: Make the local online change at the sharing IMS to reflect the DEDB Alter change, if necessary.

Module: DBFDAI60

DFS4669E A FAILED IMS SUBSYSTEM HAS
AUTHORIZED AT LEAST ONE AREA
OF DEDB *dedbname*

Explanation: The DEDB Alter utility attempted to alter an area of a DEDB database that has at least one area that is authorized by a failed IMS subsystem.

System action: The DEDB Alter utility is terminated without completing the requested function.

System programmer response: Resubmit the job after the failed subsystem is restarted.

Module: DBFUMMS0

DFS4671I COULD NOT CLEAN UP AFTER DEDB
ALTER DUE TO MISSING DATA IN
LOGS. ALTER TOKEN=*tttt tttt*

Explanation: During IMS restart, IMS detected that the DEDB Alter utility was running when IMS abnormally terminated. Not all log records for the DEDB Alter utility run were detected, so clean up could not be performed.

System action: Emergency restart continues.

System programmer response: The DEDB Alter utility was not completed, so manual cleanup must be

performed before the AREA can be used. Instruct USER DFSERA10 to pull all log records for this IMS with the specified token to determine which log records were processed. To determine which DEDB/AREA needs to be cleaned up before use, compare this information with the DEDB Alter utility jobs that were active when the IMS abnormally terminated.

Module: DBFEDA00

DFS4677E DEDB ALTER DOES NOT SUPPORT
DBRC REUSE ATTRIBUTE FOR AREA
XXXXXXXXXX


Explanation: DBRC detected the REUSE attribute on the DEDB area (XXXXXXXXXX) specified by the DEDB Alter utility (DBFUDA00) ALTERAREA control statement.


System action: The DEDB Alter utility terminates with RC=8 without completing the requested function.

System programmer response: Change the REUSE attribute of the area that the DEDB Alter utility is to be executed on to NOREUSE. Change the attribute by issuing the command CHANGE.DBDS DBD (*name*) AREA (*name*) NOREUSE.

Module: DBFUDA00

Related reference:

 DEDB Alter utility (DBFUDA00) (Database Utilities)

 CHANGE.DBDS command (Commands)

DFS4678E DBRC ENCOUNTERED ERRORS
RECORDING THE IMAGE COPY
CREATED BY DEDB ALTER

Explanation: While attempting to record a user image copy created by DEDB Alter utility (DBFUDA00) processing, DBRC encountered a severe error.


System action: The DEDB Alter utility terminates with RC=8. The ALTER IN PROGRESS status remains on for the DEDB.


System programmer response: Refer to any supporting DBRC messages and address the problems as appropriate. Because the DEDB Alter utility terminated abnormally, the alter status of the DEDB will need to be reset before the utility can be run again.

1. Reset the ALTER IN PROGRESS flag for the DEDB by issuing the CHANGE.DB DBD(*name*) NOALTER command.
2. Issue the CHANGE.ADS command to mark the shadow ADSs as unavailable.
3. Reformat the shadow ADSs.
4. Run the DEDB Alter utility again.

Module: DBFUDA00

Related reference:

|  DEDB Alter utility (DBFUDA00) (Database Utilities)

|  CHANGE.DB command (Commands)


| **DFS4679E DEDB ALTER FAILED TO LOAD MAIN PROGRAM**

| **Explanation:** The DEDB Alter utility failed to load DBFDAU70 from the STEPLIB.

| **System action:** The DEDB Alter utility terminates with RC=8.

| **System programmer response:** Ensure that the libraries on STEPLIB are accessible and that the DBFDAU70 library is properly built.

| **Related reference:**

|  DEDB Alter utility (DBFUDA00) (Database Utilities)

| **DFS4687E ERROR PROCESSING SYNC PROGRAM SWITCH - details**

| **Explanation:** An error occurred during synchronous program switch processing for a DL/I ICAL call.

| In the message text:

| *details* A summary of the underlying cause of the error. This description corresponds with the return code issued by the IMS module that threw the error and is one of the following:

| **INTERNAL POST FAILED, RC=**
 | IMS module DFSYSCS0 examined the PST fields and determined that it cannot post the ICAL for the synchronous program switch. IMS issues this error message to the system console and MTO with the


| return code from DFSYSCS0. IMS also creates an X'67D0' log record with the error details.

| **System action:** IMS attempts to issue a timeout for this synchronous program switch request.

| **Programmer response:** Collect the X'6701' and X'67D0' log records and contact IBM Software Support.

| **Module:** DFSYTIB0 or DFSYSCS0

| **Related reference:**

|  Format of X'67' log record (Diagnosis)

| **DFS4688E ERROR PROCESSING ICAL - details**

| **Explanation:** An error occurred in the synchronous callout processing for DL/I ICAL.

| In the message text:

| *details* A short summary of the reason why IMS failed to process this ICAL. *details* corresponds with the return code issued by an IMS module, and might be one of the following values:

- INTERNAL POST FAILED, RC= *rc*

| IMS module DFSYSCS0 examined the program specification table (PST) fields and determined that it cannot post ICAL. IMS issues this error message to system console and MTO with RC from the DFSYSCS0. IMS also generates a 67D0 log record to show the error information.

| **System action:** The IMS timer routine later tries to timeout this ICAL.

| **System programmer response:** Prepare the 6701 and 67D0 log records and contact IBM Software Support.

| **Module:** DFSYSCS0, DFSYMEM0

Chapter 97. DFS messages, DFS4701 - DFS4750

This topic contains the following messages:

DFS4704E THE SYSIN DATA SET FAILED TO OPEN.

Explanation: The MVS open operation failed for the IMS Catalog Alias Names utility (DFS3ALI0) SYSIN data set.

System action: The utility terminates.

User response: Determine the underlying problem with the data set, and submit the job again.

Module: DFS3ALI0

DFS4705E ALIAS THAT BEGINS WITH *nnnn* IS INVALID.

Explanation: An alias that approaches column 72 of the SYSIN record is invalid.

System action: The utility terminates.

User response: Examine the alias near column 72 of the SYSIN record. Make sure that it is a 4-character alias that is alphanumeric and does not exceed column 72. Update the SYSIN control card and submit the job again.

Module: DFS3ALI0

DFS4706E ALIAS *nnnn* DOES NOT BEGIN WITH AN ALPHA CHARACTER.

Explanation: The *nnnn* alias prefix must have an alphabetic character in the first position.

System action: The utility terminates.

User response: Update the SYSIN control card and submit the job again.

Module: DFS3ALI0

DFS4707E ALIAS *nnnn* CONTAINS NON-ALPHANUMERIC CHARACTER.

Explanation: The *nnnn* alias prefix must contain alphanumeric characters in the second through fourth position.

System action: The utility terminates.

User response: Update the SYSIN control card and submit the job again.

Module: DFS3ALI0

DFS4708E NUMBER OF ALIASES IN SYSIN EXCEEDED 250.

Explanation: The utility allows up to 250 aliases in the SYSIN data set.

System action: The utility terminates.

User response: Update the SYSIN control card and submit the job again.

Module: DFS3ALI0

DFS4709E ALIAS THAT BEGINS WITH *nnnn* HAS MORE THAN 4 CHARACTERS.

Explanation: An alias with more than 4 characters was detected.

System action: The utility terminates.

User response: Update the SYSIN control card and submit the job again.

Module: DFS3ALI0

DFS4710E ERROR FOUND ON SYSIN RECORD.

Explanation: The utility could not run because of an error in the SYSIN data set as indicated by an accompanied error message.

System action: The utility terminates.

User response: Determine the underlying problem with the data set, and submit the job again.

Module: DFS3ALI0

DFS4711E THE SYSLIN DATA SET FAILED TO OPEN.

Explanation: The MVS open operation failed for the IMS Catalog Alias Names utility SYSLIN data set.

System action: The utility terminates.

User response: Determine the underlying problem with the data set, and submit the job again.

Module: DFS3ALI0

DFS4720I DRA open thread option active/inactive

Explanation: This message indicates whether DRA open thread support is active or inactive.

When DRA open thread support processing is active, the DRA does not attach dedicated IMS DRA thread

DFS4721I • DFS4725I

| task control blocks (TCBs). Instead, the DRA uses CICS
| TCBs that are intended for increased parallelism within
| the CICS/DRA environment.

| DRA open thread support is active if it is enabled by
| the OPENTHRD=CCTL option and uses CICS Version
| 4.2 or later.

DFS4721I DRA monitoring of thread CPU usage is active/inactive

| **Explanation:** The DRA will (active) or will not
| (inactive) monitor and report to IMS, the accumulated
| CPU usage statistics related to DRA threads. The time
| is reported in IMS 07 log record DLRTIME field, and to
| the CCTL in DRA thread statistics field PAPLCTM1.
| This option is set through the DFSPRP parameter,
| TIMETHREADCPU. Thread CPU usage timing can be
| inactive only when Open Thread is enabled (See the
| OPENTHRD parameter). When monitoring is inactive
| (TIMETHREADCPU=NO), timers are not set, and the
| accumulated time of 0 (zero) is reported to IMS at
| thread completion. It is recommended that the usage
| monitoring be turned off only if you know that:

- | • CCTL accumulates the thread time that includes IMS
| processing time, or
- | • IMS 07 log record DLRTIME field is not used to
| determine thread CPU usage time

| **System action:**

| **System programmer response:**

| **Module:**

DFS4725I CHANGE DATA CAPTURE FOR UPDATES MADE BY *jobname* WILL BE SUPPRESSED.

| **Explanation:** Where

| *jobname* The job name of a CCTL or ODBM address
| space.

| Database or database segment updates made by the
| CCTL or ODBM job *jobname* are not captured, even if a
| Data Capture exit routine is specified on the **EXIT=**
| parameter of the DBD for the database. The updates
| are not captured despite any DBD specifications
| because the CCTL or ODBM job *jobname* is specified on
| the **SUPPDCAPNAME=** parameter, which is in the
| DATABASE section of the DFSDFxxx member.


| **System action:** Processing continues without capture
| of the database or database segment updates made by
| the CCTL or ODBM job *jobname*.

| **Output destination of message:** The message is sent
| to the z/OS system console.

| **System programmer response:** No user action
| required if this was the intended behavior. Otherwise,
| update the **SUPPDCAPNAME=** parameter in the DATABASE
| section of the DFSDFxxx member and restart IMS. Or,
| change the CCTL or ODBM job name so that change
| capture is not suppressed.

| **Module:** DFSDASI0

| **Related reference:**

|  DATABASE section of the DFSDFxxx member
| (System Definition)

Chapter 98. DFS messages, DFS4751 - DFS4800

This topic contains the following messages:

DFS4757I **NON-RETRYABLE** *ttttttt* **REQUEST**
FAILURES AT CHKPT *yyddd/hhmmss*.
COUNT:*ccccccccc* **OLDEST UOWSTCK:**
ssssssssssssssss **OLDEST QNAME:**
nnnnnnnnnnnnnnnnnn **OLDEST UOWE**
TIME: *yyyy.yyy hh.mm.ss* **GMT**

Explanation: During IMS system checkpoint unit of work (UOW) retry processing, one or more CQS requests failed with non-retryable return codes for UOWs with deferred CQS actions. IMS writes X'3F' log records containing the UOW IDs that are associated with the failed CQS requests, and then deletes its internal record of the UOWs. This message indicates that this situation occurred.

This message also can be issued during IMS emergency restart (ERE) processing when IMS encounters X'3F' records for discarded UOWs from an earlier checkpoint. Thus, two separate DFS4757I messages might be received for the same discarded UOWs - one at checkpoint, and one during emergency restart. This ensures that this message either is not missed or is not lost if IMS abends after discarding the UOWs but before being able to issue the message.

In the message text:

ttttttt The type of the CQS request that failed as the request was retried and can be one of the following values:

- CQSPUT
- CQSUNLCK

yyddd/hhmmss

The timestamp, which identifies the checkpoint that invoked the retries of the CQS requests.

ccccccccc

The number of the CQS requests that failed for the specified CQS request type.

ssssssssssssssss

The type 01/03 log record's UOW store clock token, MSGPROTK. This value indicates the time when the message was inserted into the queue manager.

nnnnnnnnnnnnnnnnnn

The destination queue for the oldest CQSPUT or CQSUNLCK UOW. If the destination queue name contains only printable EBCDIC characters, QNAME is an 8-byte value that contains this printable queue name. If the destination queue name contains non-printable characters, QNAME is a 16-byte hexadecimal value that contains the queue name.

yyyy.yyy hh.mm.ss

The store clock value from UOWSTCK, converted to *yyyy.yyy hh.mm.ss* format, where *yyyy* is the year, *yyy* is the Julian day of the year, and *hh.mm.ss* is the time of day in GMT.


System action: IMS continues processing.


Output destination: The Master Terminal and System Console

Programmer response: Collect IMS log data between OLDEST UOWE TIME and the time DFS4757I is issued and contact IBM Software Support. If DFS4757I is issued with CQSPUT, the discarded message can be re-enqueued; if it is issued with CQSUNLCK, a warm start of IMS or CQS can unlock the message from the shared queues.

Module: DFSQRS0 and DFSQRSQ0

Related reference:

 CQSPUT request (System Programming APIs)

 CQSUNLCK request (System Programming APIs)

DFS4764A **ONLINE CHANGE COMMIT PHASE 2**
FAILED, SO IMS IS STUCK IN AN
ONLINE CHANGE STATE

Explanation: An error occurred during online change commit phase 2. The error might be a result of an internal error. The IMS system can neither commit the online change nor abort it.

System action: The /MODIFY command is rejected. IMS is stuck in an online change state. Resources that were deactivated for the online change remain inactive.

Output destination: The system console.

User response: Perform the following steps:

- Issue the /DISPLAY MODIFY MODS command and save the output.
- Produce an IMS dump.
- Save the X'22' and X'70' log records.
- Contact IBM and provide the documentations: the output of the /DISPLAY MODIFY MODS command, the system dumps, and the X'22 and X'70' log records.
- Use the /CHE FREEZE command to shut down IMS and then restart IMS. If that doesn't work, cancel IMS and perform an emergency restart.

| It is likely that some of the resource changes did not
| take effect if the commit phase 2 internal error occurred
| before those resources could be changed and log a X'22'
| log record. You can use the /DISPLAY command for
| the resources that are named in the /DISPLAY
| MODIFY MODS command output before IMS shut
| down to determine whether some of the changes did
| not take effect.


| If all changes took effect, the output of the /DISPLAY
| command includes the newly added resources, omits
| the deleted resources, and shows the new values of the
| changed resources.

|

| If some of the changes did not take effect, you can retry
| the online change that failed or perform an IMS cold
| start from the current libraries.

| **Module:** DFSICLV0

| **Related reference:**

|  /DISPLAY ACT command (Commands)

|  /DISPLAY MODIFY command (Commands)

Chapter 99. DFS messages, DFS4801 - DFS4900

This topic contains the following messages:

DFS4810I ALL MEMBERS IN THE SYSUT1 DATA SET WERE SUCCESSFULLY DELETED.

or

ALL OF THE MEMBER INSTANCES THAT ARE REFERENCED IN THE SYSUT1 DATA SET WERE DELETED FROM THE IMS CATALOG.

Explanation: The IMS Catalog Record Purge utility successfully deleted the outdated records from the IMS catalog database.

System action: Processing continues.

User response: No action is required.

Module: DFS3PU10

DFS4830I OTMA ENDED RESUME TPIPE FOR TMEMBER/TPIPE *xxxx/yyyy* RT= *zzzz*

Explanation: While OTMA was waiting for an ACK or NAK from the OTMA target member (tmember or client) *xxxx* with the transaction pipe (tpipe) *yyyy*, a CM0 timeout action or an IMS command such as /STOP TMEMBER TPIPE canceled the wait for an ACK or NAK and ended a resume tpipe request from the target member. IMS also sends out the protocol message "cancel resume output for tpipe hold queue request protocol command" to the target member.

Explanation: In the message text:

xxxx Name of the OTMA client.

yyyy Name of the tpipe.

zzzz Resume tpipe token set by the OTMA client (such as IMS Connect).

System action: Processing continues.

Operator response: Identify the cause of the missing ACK or NAK for the resume tpipe request. The cause might be an application program or a failure in the network component.

Programmer response: Ensure that your program issues an ACK or NAK to IMS for the received CM0 output message. Also, it is possible that the ACK or NAK cannot arrive at IMS OTMA because of a network failure. You can submit multiple resume tpipe requests to IMS. When one ends, the other can continue to retrieve messages from IMS.

Problem determination: Examine the network trace to identify which component in the network did not

forward the ACK or NAK to IMS. Ensure that your application program issues an ACK or NAK to IMS for the received CM0 output message or synchronous callout message.

Module: DFSYQAB0

DFS4831E NO STORAGE IN SUBPOOL 230 FOR OTMA INPUT.

Explanation: IMS XCF message exit for OTMA received an input message. However, IMS failed to allocate an IMS AWE block from subpool 230 to process the input message.

System action: IMS OTMA might not be able to function properly to process the rest of messages from the client.

Programmer response: You might need to contact your DBA or system programmer for assistance.

Module: DFSYMGX0

DFS4865E MODULE IRRSPW00 IS REQUIRED FOR SGNGENRC=Y, BUT IT IS UNAVAILABLE.

Explanation: SGNGENRC=Y was specified, but IMS was unable to load the required SAF load module IRRSPW00.

System action: IMS initialization terminates abnormally with abend 0718.

System programmer response: Ensure that the IRRSPW00 module, which is provided by RACE, is included in one of the following locations:

- LPA
- A library in LINKLIST
- One of the IMS.SDFSRESL concatenated data sets

Then, cold or warm start the IMS system to load the IRRSPW00 module.

Module: DFSAINB0

DFS4866E SGNGENRC=Y IS INVALID BECAUSE RACF IS NOT ENABLED. SGNGENRC=N WILL BE USED.

Explanation: SGNGENRC=Y is specified but cannot not take effect because RACF is not enabled for IMS.

System action: IMS initialization continues with the default value, N, for the SGNGENRC= parameter.

| **Output destination:** The System Console.

| **Module:** DFSAINB0

| **System programmer response:** Ensure that the **RACF=**
| parameter is specified.

|

Chapter 100. DFS messages, DFS4901 - DFS5000

This topic contains the following messages:

DFS4930I OTMA ENDED CONVERSATIONAL TRANSACTION CONVID=*convID* FOR TMEMBER/TPIPE *tmember_name* / *tpipe_name*

Explanation: A conversational transaction was ended by IMS Open Transaction Manager Access (OTMA) because the transaction is idle, and IMS resources that were allocated to the transaction are released.

In the message text:

convID The ID of the conversational transaction.

tmember_name

The name of the OTMA target member (tmember).

tpipe_name

The name of the transaction pipe (tpipe) queue that holds the conversational transaction.

System action: IMS processing continues.


Output destination of message:: This message is sent to the z/OS system console.

Operator response: No action is required.

Tip: To control the timeout interval for idle conversational transactions and to ensure resources that were allocated to the idle transactions are removed from IMS storage, specify a value for the **ENDCONV=** parameter in the DFSOTMA descriptor of the DFSYDTx member of the IMS PROCLIB data set.

Module: DFSYTIB0

Related reference:

 DFSOTMA descriptor syntax and parameters (System Definition)

DFS4965E CSVQUERY FOR MODULE *xxxxxxx* FAILED WITH RC=*yyyy*

Explanation: In the message text:

xxxxxxx

Is a module in the MODBLKS data set.

yyyy

Is a return code.

The CSVQUERY request was issued by IMS at cold start to determine the size of a module *xxxxxxx* in the MODBLKS data set, but the request failed with return code *yyyy*.

System action: IMS terminates abnormally with abend 1155.

Output destination of message: The message is sent to the z/OS system console.

System programmer response: Use the return code *yyyy* to determine why the CSVQUERY request failed and to correct the problem. Then, cold start IMS.

Problem determination: 1,4

Module: DBFRRT00, DFSRDB00, DFSRPG00, DFSRTR00

Related information:

 1155 (Messages and Codes)

DFS4994I nnnnnn MESSAGE(S) MOVED TO THE type COLD QUEUE DURING IMS/CQS RESYNC

Explanation: During IMS/CQS resync, IMS attempts to resolve the status of messages that CQS has moved to the cold queue. In some cases, the status cannot be resolved because there is not enough information on the IMS and CQS logs. When this happens, IMS leaves the messages on the cold queue. This can occur when:

- IMS is cold started (messages are in COLD status), or
- The double-failure situation occurs where both the structure fails (and has to be rebuilt from the log) and CQS also fails (messages are in UNKNOWN status).

IMS issues the DFS4994I message when one or more messages is in either "COLD" or "UNKNOWN" status and is left on the CQS cold queue.

In the message text:

nnnnnn

A six digit decimal number indicating the number of messages that were moved to the cold queue.

type

The IMS structure type - either MSGQ for the shared message queue structure, or EMHQ for the shared expedited message handler queue structure.

System action: IMS continues processing.

System programmer response: Messages on the CQS cold queue may or may not have been processed by the prior instance of IMS. You can use a queue management tool (for example, the IBM IMS Queue

| Control Facility for z/OS or equivalent) to examine the
| messages on the cold queue and either delete or unlock
| them as appropriate.

| **Module:** DFSSQ030, DBFSQ030

|

Chapter 101. DFS messages, DFS5001 - DFS5100

This topic contains the following messages:

DFS5007I {PSB | DBD} (*psbname* | *dbdname*)
EXTENDED OPERAND TABLE SIZE =
xxxxxxx BYTES

Explanation: The PSB or DBD named in the message has been inserted or replaced in the ACBLIB. The member has *xxxxxxx* bytes of database metadata for the IMS catalog stored in the external operand table.

System action: None.

System programmer response: To estimate the total size of the member that is stored in the ACBLIB, complete one of the following tasks:

- Add the control block size that is contained in message DFS0940I to the size of the extended operand table that is displayed in message DFS5007I.
- See the member with this name that was generated by ACBGEN to the ACBLIB.

Module: DFSUAMB0

Related information:

 DFS0940I (Messages and Codes)

DFS5386I OTMA IS DISCONNECTING FROM
MEMBER *tmembername*

Explanation: IMS Open Transaction Manager Access (OTMA) received a disconnection request from an OTMA target member (*tmember*).

IMS automated operator interface (AOI) exits can use this message to identify whether an OTMA *tmember* has disconnected from OTMA.

In the message text:

tmembername

The z/OS cross-system coupling facility (XCF) member name of the OTMA *tmember*.

System action: OTMA stops XCF communication with the *tmember*.

Output destination: This message appears on the IMS master terminal and the write-to-operator (WTO) terminal.

User response: No action is required.

Chapter 102. DFSD messages (DRD utilities)

The ISPF interface for the dynamic resource definition (DRD) utilities issues messages beginning with DFSD.

DFSD001E Invalid data set specified for *panel* selection field

Explanation: You specified a data set name as a value on an ISPF panel; however, this data set name was not found in the system catalog. One of the following might be a reason for why the data set could not be found:

- The data set name might be incorrect.
- The data set name is correct, but the data set is not cataloged.

System action: ISPF panel processing awaits correction of the error.

System programmer response: Take one of the following actions:

- If the data set name was incorrect, supply a valid data set name.
- If the data set is not cataloged, catalog the data set or supply a different data set that has been cataloged.

Module: REXX programs DFSRRDD1, DFSRRDD2, DFSRRDD3, DFSRRDD4

DFSD002E *panel field* is required for this function

Explanation: You omitted the specification of a value on an ISPF panel; however, this value is required by the function which is being performed. *panel field* in the message text identifies the field that requires a value.

System action: ISPF panel processing awaits correction of the error.

System programmer response: Supply a value for the indicated field.

Module: REXX programs DFSRRDD2, DFSRRDD3, DFSRRDD4

DFSD003E You must select a step to perform

Explanation: You tried to invoke an ISPF panel that requires the selection of a specific step to be performed; however, you neglected to indicate which step you wanted to perform. The panel displays the steps you could select to perform.

System action: ISPF panel processing awaits correction of the error.

System programmer response: Indicate the step you want to perform.

Module: REXX programs DFSRRDD1, DFSRRDD2

DFSD004E You must specify at least one function

Explanation: You attempted to invoke an ISPF panel that allows the selection of one or more functions to be performed; however, you neglected to indicate which functions you wanted to perform. The panel displays the functions you could chose to perform.

System action: ISPF panel processing awaits correction of the error.

System programmer response: Indicate the functions you want to perform.

Module: REXX program DFSRRDD4

DFSD005E You must specify UNIT and VOLUME as a set

Explanation: On the Enter Log Data Set Names panel, you selected the step to make a list of log data sets. For one or more data set entries on the panel, you specified either a unit or a volume, but not both. If you specify either one, you must also specify the other.

System action: ISPF panel processing awaits correction of the error.

System programmer response: For an uncataloged data set, specify both unit and volume.

For a cataloged data set, specify neither unit nor volume.

Module: REXX program DFSRRD1A

DFSD006E You must specify a log data set name if volume or unit are specified

Explanation: On the Create RDDS from Log Records panel, you selected the step to make a list of log data sets. For one or more data set entries, you specified the unit and volume but did not specify the log data set name.

System action: ISPF panel processing awaits correction of the error.

System programmer response: Specify the log data set name associated with the unit and volume that you specified.

Module: REXX program DFSRRD1A

DFSD007E *log data set name* is not cataloged

Explanation: On the Create RDDS from Log Records panel, you selected the step to make a list of log data sets. For one or more data set entries on the panel, you specified a log data set name that was not found in the system catalog. One of the following might be a reason:

- The data set name might be incorrect.
- The data set name is correct, but the data set is not cataloged.

System action: ISPF panel processing awaits correction of the error.

System programmer response: Take one of the following actions:

- Supply a valid data set name, if the data set name was incorrect.
- If the data set is not cataloged, catalog the data set or supply a different data set that has been cataloged.

Module: REXX program DFSRRD1A

DFSD008E The list of log data sets was not found

Explanation: On the Create RDDS from Log Records panel, you selected the step to create the resource definition data set (RDDS) from log data set contents. For the selection of technique for making the list, you have indicated that you have entered a list of log data sets; however, this list cannot be found. One of the following might be a reason:

- The PDS member which would contain the data set name list is missing.
- The PDS member which would contain the data set name list is empty

System action: ISPF panel processing awaits correction of the error.

System programmer response: On the Create RDDS from Log Records panel, perform the step to enter the list of logs and ensure that this step completes without any panel errors.

Module: REXX program DFSRRD1

DFSD009E The list of log data set names extracted from RECON was not found

Explanation: On the Create RDDS from Log Records panel, you selected the step to create resource definition data set (RDDS) from log data set contents. For the selection of technique for making the list, you have indicated that you have extracted the list of log data sets from RECON; however, this list cannot be found. In this case, the PDS member that would contain the extracted data set names is missing.

System action: ISPF panel processing awaits correction of the error.

System programmer response: On the Create RDDS from Log Records panel, perform the step to extract the list from RECON, and ensure that this step completes without any panel or runtime errors.

Module: REXX program DFSRRD1

DFSD010E Member containing logs from RECON is empty

Explanation: On the Create RDDS from Log Records panel, you selected to create the resource definition data set (RDDS) from log data set contents. For the selection of the technique to use creating the list, you indicated that you have extracted the list of log data sets from RECON; however, this list was not found. The PDS member that would contain the extracted data set names is empty.

System action: ISPF panel processing awaits correction of the error.

System programmer response: On the Create RDDS from Log Records panel, perform the step to extract the list from RECON, and ensure that this step completes without any panel or runtime errors.

Module: REXX program DFSRRD1

DFSD011E The Stage 2 data set was not found DSN: *data set name* Select the Create Stage 2 JCL step to create it

Explanation: On the Create RDDS from SYSGEN panel, you selected the step to Create Temporary MODBLKS. However, the data set indicated in the message text by *data set name*, which should have been created by your prior processing of the Create Stage 2 JCL step, was not found.

System action: ISPF panel processing awaits correction of the error.

System programmer response: On the Create RDDS from SYSGEN panel, perform the Create Stage 2 JCL step. Ensure that it runs successfully. Then retry the Create Temporary MODBLKS step.

Module: REXX program DFSRRDD2

DFSD012E The MODBLKS data set was not found DSN: *data set name* Select the Create Temporary MODBLKS step to create it

Explanation: On the Create RDDS from SYSGEN panel, you selected the step to Process Temporary MODBLKS. However, the data set indicated in the message text by *data set name*, which should have been created by your prior processing of the Create Temporary MODBLKS step, was not found.

System action: ISPF panel processing awaits correction of the error.

System programmer response: On the Create RDDS from SYSGEN panel, perform the Process Temporary MODBLKS step. Ensure that the step runs successfully,

and then retry the Process Temporary MODBLKS step.

Module: REXX program DFSRRDD2

DFSD013E Data Sets were not found for IMS HLQ:
ims hlq

Explanation: On the Create RDDS from System Definition panel, you specified a value for IMS HLQ. The value specified for this field should represent the high level qualifier that was used by the IMS systems installer to name your IMS installation data sets used during the sysgen process; for example, hlq.ADFSMAC. However, the system could not find any IMS installation data sets with this high level qualifier.

System action: ISPF panel processing awaits correction of the error.

System programmer response: Verify with the IMS systems installer that the correct value for IMS HLQ is being used.

Module: REXX program DFSRRDD2

DFSD014E CHKPTID must contain all numerics and a slash in position 6

Explanation: On the Create RDDS from log records panel, you specified an invalid value for CHKPTID. The value specified for this field must exactly match the checkpoint value used in IMS log records. It must be of the format *yyddd/hhmmss* where: *yyddd* represents the Julian date and *hhmmss* represents the time. The / is required.

All of the characters used for the date and time must be numeric.

System action: ISPF panel processing awaits correction of the error.

System programmer response: Ensure that you use the correct syntax for CHKPTID.

Module: REXX program DFSRRDD1

DFSD015E CHKPTID must be 12 characters long

Explanation: On the Create RDDS from log records panel, you specified an invalid value for CHKPTID. The value specified for this field must exactly match the checkpoint value used in IMS log records. It must be 12 characters long with this format *yyddd/hhmmss* where: *yyddd* represents the Julian date and *hhmmss* represents the time. The / is required.

All of the characters used for the date and time must be numeric.

System action: ISPF panel processing awaits correction of the error.

System programmer response: Ensure that you use the correct syntax for CHKPTID.

Module: REXX program DFSRRDD1

DFSD016E Full Julian date is required

Explanation: On the Create RDDS from log records panel, you specified an invalid value for the Start or Stop date. The value you specify must be the Julian date in the format *yyyymmdd*.

System action: ISPF panel processing awaits correction of the error.

System programmer response: Specify a valid value for the Start or Stop date.

Module: REXX programs DFSRRDD1, DFSRRD1B

DFSD017E Century is required

Explanation: On the Create RDDS from log records panel, you specified an invalid value for the century in the Start or Stop date. The value you specify for the century must be 19 or greater.

System action: ISPF panel processing awaits correction of the error.

System programmer response: Specify a valid value for the century in the Start or Stop date.

Module: REXX programs DFSRRDD1, DFSRRD1B

DFSD018E Invalid specification for Day

Explanation: On the Create RDDS from log records panel, you specified an invalid value for the day in the Start or Stop date. The value you specify for the day must be between 1 and 366.

System action: ISPF panel processing awaits correction of the error.

System programmer response: Specify a valid value for the day in the Start or Stop date.

Module: REXX programs DFSRRDD1, DFSRRD1B

DFSD019E Stop date/time cannot be before start date/time

Explanation: On the Create RDDS from log records panel, you entered a stop date and time; however, the stop date and time are before the start date and time.

System action: ISPF panel processing awaits correction of the error.

System programmer response: Ensure that the stop date and time is after the start date and time.

Module: REXX program DFSRRD1B

DFSD020E A start time is required for log type SLDS

Explanation: On the Create RDDS from Log Records panel, you specified a log type of SLDS; however, you did not specify a start time. You must specify a start time with log type SLDS.

System action: ISPF panel processing awaits correction of the error.

System programmer response: Specify a start time if log type SLDS is specified.

Module: REXX program DFSRRD1B

System action: ISPF panel processing awaits correction of the error.

System programmer response: Specify either RDDS data set volume or STORCLAS, but not both.

Module: REXX programs DFSRRDD1, DFSRRDD2, DFSRRDD3, DFSRRDD4 DFSRRDD5

DFSD021E HLQ fields must not contain quotes

Explanation: On one of the RDDS panels associated with the Manage Resources selection from the IMS Application Menu panel, You entered a high level qualifier for a data set. However, quotes were included in the name. Quotes must not be included in the specification of a high level qualifier. Fields where you specify a high level qualifiers include:

IMS HLQ
Temp MODBLKS HLQ
Work Data Set HLQDS

System action: ISPF panel processing awaits correction of the error.

System programmer response: Remove the quotes in the high level qualifier names.

Module: REXX programs DFSRRDD1, DFSRRDD2, DFSRRDD3, DFSRRDD4

DFSD022E Invalid specification for ASM

Explanation: On the Create RDDS from SYSGEN panel, you entered a value for the ASM parameter that did not use the correct syntax. The error could be one of the following:

- You entered multiple parameters, but did not separate them with commas.
- You entered multiple parameters, but did not enclose them within parentheses.

System action: ISPF panel processing awaits correction of the error.

System programmer response: Correct the syntax error.

Module: REXX programs DFSRRDD2

DFSD023E Data set volume and storage class are mutually exclusive

Explanation: On one of the RDDS panels from the Manage Resources selection on the IMS Application Menu panel, you have entered values for both the RDDS data set volume and DFSMS. These two specifications are mutually exclusive.

Chapter 103. DFSIX messages (Installation Verification Program dialog)

Messages that are issued from the Installation and Verification Program (IVP) dialog begin with DFSIX.

For information about using the IVP, see IMS installation verification program (IVP) overview (Installation).

unnumbered INPUT PARM *parameter* IS TOO LONG

Explanation: The value of the parameter identified by keyword *parameter* is too long. The value of the parameter must be no longer than 26 characters. *parameter* can be one of the following values:

- HLQDL
- HLQIPO
- HLQIV
- HLQSY

System action: The IVP Install dialog terminates.

Programmer response: Change the parameter value so that it is no longer than 26 characters and rerun the IVP Install dialog.

Module: DFSIXC01

unnumbered PARAMETER DLTAA1, DLTAA2, DLTAA3, DLTAA5, DLTAA6, or DLTAA7 IS TOO LONG

Explanation: One or more of the DLTAA parameters is too long. The parameters must be no longer than 44 characters.

System action: The IVP Install dialog terminates.

Programmer response: Change the parameter so that it is no longer than 26 characters and rerun the IVP Install dialog.

Module: DFSIXC01

unnumbered PARAMETER DLTAA5 MUST NOT BE THE SAME AS DLTAA1, DLTAA2, OR DLTAA3

Explanation: The DLTAA5 parameter cannot have the same value as DLTAA1, DLTAA2 or DLTAA3.

System action: The IVP Install dialog terminates.

Programmer response: Change the parameter to a unique value then rerun the IVP Install dialog.

Module: DFSIXC01

unnumbered PARAMETER DLTAA6 MUST NOT BE THE SAME AS DLTAA1, DLTAA2, OR DLTAA3

Explanation: The DLTAA6 parameter cannot have the same value as DLTAA1, DLTAA2 or DLTAA3.

System action: The IVP Install dialog terminates.

Programmer response: Change the parameter to a unique value then rerun the IVP Install dialog.

Module: DFSIXC01

unnumbered SYSISPF=NOT ACTIVE - THIS CLIST MUST BE INVOKED FROM WITHIN ISPF

Explanation: The IVP Install dialog was not started from within ISPF.

System action: The IVP Install dialog terminates.

Programmer response: Run the IVP Install dialog from within ISPF.

Module: DFSIXC01

unnumbered PARAMETER DLTAA7 MUST NOT BE THE SAME AS DLTAA1, DLTAA2, OR DLTAA3

Explanation: The DLTAA7 parameter cannot have the same value as DLTAA1, DLTAA2 or DLTAA3.

System action: The IVP Install dialog terminates.

Programmer response: Change the parameter to a unique value then rerun the IVP Install dialog.

Module: DFSIXC01

DFSIX000 *aaaaaaaa* THE INSTALL/IVP DIALOG DOES NOT SUPPORT MULTIPLE USERS

or

aaaaaaaa mmmmmmmmmmmmmmmmm

Explanation: This is a general sever error message.

DFSIX001 • DFSIX023

The INSTALL/IVP Dialog can only be used by one user at a time. Someone is currently using IVP.

In the message text:

aaaaaaaa

Identifies the module in which the error occurred.

mmmmmmmmmmmmmmmmmm

Is the error message. If *mmmmmmmmmmmmmmmmmm* is THE INSTALL/IVP DIALOG DOES NOT SUPPORT MULTIPLE USERS, see message DFSIX000 for an explanation.

System action: IVP stops processing.

| **Programmer response:** Make sure that IVP is not in
| use on another ISPF screen. If IVP is in use on another
| ISPF screen, try again later.

If the problem persists, contact IBM Software Support for assistance.

Module: DFSIXX01, DFSIXX07, DFSIXX08, DFSIXX09, DFSIXX10, DFSIXX11, DFSIXX14, DFSIXX15, DFSIXX16

DFSIX001 *aaaaaaaa* ENT ACTION COMPLETE

Explanation: The entry (ENT) action completed. You are now in ENT mode where one variable displays at a time with help text.

In the message text, *aaaaaaaa* is the module that was running when this message was issued.

System action: Processing continues.

Programmer response: No action is required.

Module: DFSIXX08, DFSIXX09, DFSIXX10

DFSIX002 *aaaaaaaa* LST ACTION COMPLETE

Explanation: The list (LST) action completed. You are now in LST mode where multiple variables display without help text.

In the message text, *aaaaaaaa* is the module that was running when this message was issued.

System action: Processing continues.

Programmer response: No action is required.

Module: DFSIXX08, DFSIXX09, DFSIXX10

DFSIX006 *aaaaaaaa* - NXT ACTION WRAPPED TO TOP OF TABLE

Explanation: The next (NXT) action was requested, but the end of the table was reached. Instead of paging forward to the next job, task, or variable, NXT wrapped to the top of the table.

In the message text, *aaaaaaaa* is the module that was running when this message was issued.

System action: Processing continues.

Programmer response: No action is required.

Module: DFSIXX08, DFSIXX09, DFSIXX10

DFSIX007 *aaaaaaaa* - PRV ACTION WRAPPED TO BOTTOM OF TABLE

Explanation: The previous (PRV) action was requested, but the top of the table was reached. Instead of paging backward to the previous job, task, or variable, PRV wrapped to the bottom of the table.

In the message text, *aaaaaaaa* is the module that was running when this message was issued.

System action: Processing continues.

Programmer response: No action is required.

Module: DFSIXX08, DFSIXX09, DFSIXX10

DFSIX010 *aaaaaaaa* - CHG ACTION COMPLETE

Explanation: The change (CHG) action completed successfully. The changed variables were saved.

In the message text, *aaaaaaaa* is the module that was running when this message was issued.

System action: Processing continues.

Programmer response: No action is required.

Module: DFSIXX08

DFSIX019 *aaaaaaaa* - LST ACTION REJECTED - TABLE IS EMPTY

Explanation: The list (LST) action could not be completed. The program has not switched to LST mode. An ISPF Table is empty.

In the message text, *aaaaaaaa* is the module that was running when this message was issued.

System action: The display switches to entry (ENT) mode.

Programmer response: You might be able to continue processing in ENT mode. If problems persist, contact IBM Software Support to report the problem and for assistance.

Module: DFSIXX08, DFSIXX09, DFSIXX10

DFSIX023 *aaaaaaaa* - PRIOR SESSION COMPLETED SUCCESSFULLY FOR *ivpenv*

Explanation: The prior IVP session for environment *ivpenv* completed successfully. In the message text, *aaaaaaaa*

The module that was running when this message was issued.

ivpenv The IMS environment you were creating, which is one of the following:

- DBB

- DBC
- DBT
- DCC
- XRF

System action: Processing continues.

Programmer response: No action is required.

Module: DFSIXX01

DFSIX024 *aaaaaaaa* - PRIOR SESSION
COMPLETED UNSUCCESSFULLY FOR
ivpenv

Explanation: The prior IVP session for the environment *ivpenv* completed unsuccessfully. This situation occurred because the phase in which you were working is incomplete.

In the message text:

aaaaaaaa

The module that was running when this message was issued.

ivpenv The IMS environment you were creating, which is one of the following:

- DBB
- DBC
- DBT
- DCC
- XRF

System action: Processing continues.

Programmer response: Continue processing IVP where you last stopped.

Module: DFSIXX01

DFSIX025 *aaaaaaaa* - *vvvvvvvv* - MUST BE IN THE
RANGE *mnnnn* TO *mxxxx* MAX

Explanation: The *vvvvvvvv* variable is not in the required range. The variable must be between *mnnnn* and *mxxxx*.

In the message text:

aaaaaaaa

The module that was running when this message was issued.

vvvvvvvv

The name of the variable out of range.

mnnnn The minimum value for the variable.

mxxxx The maximum value for the variable.

System action: The variable *vvvvvvvv* action field is set to ERR, which indicates that the variable is invalid.

Programmer response: Change the *vvvvvvvv* variable to a value between *mnnnn* and *mxxxx*.

Module: DFSIXX11

DFSIX026 *aaaaaaaa* - REPORT GENERATION IN
PROCESS FOR *item*

Explanation: The report requested by the document (DOC) action is being generated.

In the message text:

aaaaaaaa

The module that was running when this message was issued.

item The job, task, or variable currently being processed.

System action: Processing continues.

Programmer response: No action is required.

Module: DFSIXX08, DFSIXX09, DFSIXX10

DFSIX029 *aaaaaaaa* - VARIABLE GATHERING
PHASE ENDED FOR *ivpenv*

Explanation: The variable gathering phase (which resolves all input) for the *ivpenv* environment completed. In the message text:

aaaaaaaa

The module that was running when this message was issued.

ivpenv The IVP environment.

System action: Processing continues.

Programmer response: No action is required.

Module: DFSIXX08

DFSIX030 *aaaaaaaa* - RFR ACTION COMPLETE -
DEFAULT VALUE RESTORED

Explanation: The restore (RFR) action completed successfully. The variable has been restored to the default value. In the message text, *aaaaaaaa* is the module that was running when this message was issued.

System action: Processing continues.

Programmer response: No action is required.

Module: DFSIXX08

DFSIX031 *aaaaaaaa* - RFR ACTION FAILED -
TBMOD FAILED

Explanation: The restore (RFR) action failed. The variable was not restored to the default value. In the message text, *aaaaaaaa* is the module that was running when this message was issued.

System action: Processing continues. The default value is not restored.

Programmer response: Set the variable to the desired value and continue processing. If problems persist, contact IBM Software Support for assistance.

Module: DFSIXX08

DFSIX032 *aaaaaaaa* - CHG/RFR ACTION FAILED -
 DEFAULT VALUE NOT FOUND

Explanation: The change (CHG) or restore (RFR) action failed. The value of the variable was not changed, or the value was not changed to the default.

In the message text, *aaaaaaaa* is the module that was running when this message was issued.

System action: Processing continues. The default value is not restored.

Programmer response: Set the variable to the desired value and continue processing. If problems persist, contact IBM Software Support for assistance.

Module: DFSIXX08

DFSIX033 *aaaaaaaa* - FILE TAILORING PHASE
 ENDED FOR *ivpenv*

Explanation: The File Tailoring phase (which resolves variables before running a job) for the *ivpenv* environment completed.

In the message text:
aaaaaaaa

The module that was running when this message was issued.

ivpenv The IVP environment.

System action: Processing continues.

Programmer response: No action is required.

Module: DFSIXX09

DFSIX034 *aaaaaaaa* - FTL ACTION COMPLETE

Explanation: The file-tailoring (FTL) action completed successfully. The job, task, or variable has been file-tailored.

In the message text, *aaaaaaaa* is the module that was running when this message was issued.

System action: Processing continues.

Programmer response: No action is required.

Module: DFSIXX09

DFSIX035 *aaaaaaaa* - BRM ACTION COMPLETE

Explanation: The browse (BRM) action completed successfully. An INSTALIB member has been browsed. In the message text, *aaaaaaaa* is the module that was running when this message was issued.

System action: Processing continues.

Programmer response: No action is required.

Module: DFSIXX09, DFSIXX10

DFSIX036 *aaaaaaaa* - BRS ACTION COMPLETE

Explanation: The browse (BRS) action completed successfully. A source member (DFSSLIB or DFSISRC) has been browsed.

In the message text, *aaaaaaaa* is the module that was running when this message was issued.

System action: Processing continues.

Programmer response: No action is required.

Module: DFSIXX09

DFSIX037 *aaaaaaaa* - EDM ACTION COMPLETE

Explanation: The edit (EDM) action completed successfully. An INSTALIB member has been edited.

In the message text, *aaaaaaaa* is the module that was running when this message was issued.

System action: Processing continues.

Programmer response: No action is required.

Module: DFSIXX09, DFSIXX10, DFSIXX14

DFSIX038 *aaaaaaaa* - *vvvvvvvv* - INVALID
 SUBPARAM - LENGTH EXCEEDS *mxxx*

Explanation: The length of the subparameter *vvvvvvvv* exceeds the maximum length, *mxxx*.

In the message text:

aaaaaaaa

The module that was running when this message was issued.

vvvvvvvv

The subparameter that exceeds the maximum length.

mxxx The maximum allowed length for the *vvvvvvvv* subparameter.

System action: The variable action field is set to ERR, which indicates that the variable is invalid.

Programmer response: Change the subparameter to a value at or below the maximum value of *mxxx*.

Module: DFSIXX11

DFSIX039 *aaaaaaaa* - ISPF/PDF EDIT RECOVERY
 IS NOT SUPPORTED BY INSTALL/IVP

Explanation: This message is issued when you edit a member in IVP. IVP does not support ISPF EDIT recovery. The ISPF EDIT profile recovery settings are not used by IVP. This message is displayed each time you edit a member with IVP to remind you that edit recovery is not supported.

In the message text, *aaaaaaaa* is the module that was running when this message was issued.

System action: Processing continues.

Programmer response: No action is required.

Module: DFSIXX09, DFSIXX10, DFSIXX14

DFSIX040 *aaaaaaaa* - BRM ACTION IGNORED -
NOT AVAILABLE FOR *jtname*

Explanation: The browse (BRM) action is not available for use on the *jtname* job or task. The INSTALIB member was not browsed.

In the message text:

aaaaaaaa

The module that was running when this message was issued.

jtname The name of the job or task for which BRM is not valid.

System action: Processing continues.

Programmer response: Reissue the command with a valid job or task.

Module: DFSIXX09, DFSIXX10

DFSIX041 *aaaaaaaa* - BRS ACTION IGNORED -
NOT AVAILABLE FOR *jtname*

Explanation: The browse (BRS) action is not available for use on the *jtname* job or task. The source members DFSSLIB and DFSISRC were not browsed.

In the message text:

aaaaaaaa

The module that was running when this message was issued.

jtname The name of the job or task for which BRM was not available.

System action: Processing continues.

Programmer response: Reissue the command with a valid job or task.

Module: DFSIXX09

DFSIX042 *aaaaaaaa* - EDM ACTION IGNORED -
NOT AVAILABLE FOR *jtname*

Explanation: The edit (EDM) action is not available for use on the *jtname* job or task. The INSTALIB member was not edited.

In the message text:

aaaaaaaa

The module that was running when this message was issued.

jtname The name of the job or task for which EDM was not available.

System action: Processing continues.

Programmer response: Reissue the command with a valid job or task.

Module: DFSIXX10

DFSIX043 *aaaaaaaa* - *vvvvvvvv* *subparm* - INVALID
DATATYPE

Explanation: The *subparm* subparameter of variable *vvvvvvvv* is not the correct data type, and it contains an invalid character. For example, the variable should be numeric, but it might contain a letter.

In the message text:

aaaaaaaa

The module that was running when this message was issued.

vvvvvvvv

The variable containing the *subparm* subparameter with an incorrect data type.

subparm

The subparameter that is the incorrect data type.

System action: The variable *vvvvvvvv* action field is set to ERR, which indicates that the variable is invalid.

Programmer response: Change the *subparm* subparameter so that it contains only valid characters. For information on valid characters, switch to entry (ENT) mode, which provides help text.

Module: DFSIXX11

DFSIX044 *aaaaaaaa* - FTL ACTION IGNORED -
NOT AVAILABLE FOR *jtname*

Explanation: The file tailoring (FTL) action is not available for use with the *jtname* job or task. File tailoring for the *jtname* job or task did not complete.

In the message text:

aaaaaaaa

The module that was running when this message was issued.

jtname The job or task for which file tailoring did not complete.

System action: Processing continues.

Programmer response: Reissue the command with a valid job or task.

Module: DFSIXX09

DFSIX045 *aaaaaaaa* - VARIABLE *vvvvvvvv* IS
UNKNOWN - ACCEPTED ASIS

Explanation: This message should not occur. If this message does occur, it is the result of a programming error. The variable *vvvvvvvv* has not been checked for the correct value but is accepted as it is and processing continues.

In the message text:

aaaaaaaa

The module that was running when this message was issued.

vvvvvvvv

The unknown variable.

DFSIX046 • DFSIX055

System action: The variable is accepted as it is, and processing continues.

Programmer response: Contact IBM Software Support and report the error.

Module: DFSIX11

DFSIX046 *aaaaaaaa* - EXECUTION PHASE ENDED FOR *ivperv*

Explanation: The execution phase (EXE) for the *ivperv* environment completed. The IVP job ran successfully.

In the message text:

aaaaaaaa

The module that was running when this message was issued.

ivperv The environment in which IVP is running.

System action: Processing continues.

Programmer response: No action is required.

Module: DFSIX10

DFSIX047 *aaaaaaaa* - EXE ACTION IGNORED - NOT AVAILABLE FOR *jtname*

Explanation: The execution (EXE) action is not available for the *jtname* job or task. An INSTALIB job or task was not submitted.

In the message text:

aaaaaaaa

The module that was running when this message was issued.

jtname The name of the job or task that was not submitted.

System action: Processing continues.

Programmer response: Reissue the command with a valid job or task.

Module: DFSIX10

DFSIX048 *aaaaaaaa* - EXE ACTION COMPLETE FOR *jtname*

Explanation: The execution (EXE) action completed successfully for the *jtname* job or task. An INSTALIB job or task was submitted.

In the message text:

aaaaaaaa

The module that was running when this message was issued.

jtname The name of the job or task that was submitted.

System action: Processing continues.

Programmer response: No action is required.

Module: DFSIX10

DFSIX049 *aaaaaaaa* - ALL ACTION COMPLETE

Explanation: The ALL action completed successfully. File tailoring completed for all jobs, tasks, or variables, starting with the current item.

In the message text, *aaaaaaaa* is the module that was running when this message was issued.

System action: Processing continues.

Programmer response: No action is required.

Module: DFSIX09

DFSIX052 *aaaaaaaa* - DOC ACTION COMPLETE

Explanation: The documentation (DOC) action completed successfully. The job or task documentation you just submitted printed.

In the message text, *aaaaaaaa* is the module that was running when this message was issued.

System action: Processing continues.

Programmer response: No action is required.

Module: DFSIX08, DFSIX09, DFSIX10

DFSIX054 *aaaaaaaa* - CPYSPECL FAILED DURING OPEN FOR *&ixfmsgt*

Explanation: An IVP ISPF table failed to open during CPYSPECL processing.

In the message text:

aaaaaaaa

The module that was running when this message was issued.

&ixfmsgt

The IVP ISPF table that failed to open.

System action: Processing of the current option terminates. You are returned to previous selection panel.

Programmer response: Contact IBM Software Support for assistance.

Module: DFSIX07

DFSIX055 *aaaaaaaa* - CPYSPECL FAILED DURING TBADD FOR *&ixfmsgt*

Explanation: An ISPF table add (TBADD) command failed during CPYSPECL processing.

In the message text:

aaaaaaaa

The module that was running when this message was issued.

&ixfmsgt

The IVP ISPF table that failed the TBADD command.

System action: Processing of the current option

terminates. You are returned to previous selection panel.

Programmer response: Contact IBM Software Support for assistance.

Module: DFSIXX07

DFSIX056 *aaaaaaaa - vvvvvvvv - PLEASE SPECIFY Y (YES), OR N (NO)*

Explanation: The variable *vvvvvvvv* must be specified as Y or N.

In the message text:

aaaaaaaa

The module that was running when this message was issued.

vvvvvvvv

The name of the variable that needs to be specified.

System action: The variable *vvvvvvvv* action field is set to ERR, which indicates that the variable is invalid.

Programmer response: Change the *vvvvvvvv* variable to either Y or N.

Module: DFSIXX11

DFSIX057 *aaaaaaaa - vvvvvvvv - PLEASE SPECIFY 6250, 3480, OR 3490*

Explanation: The tape device format, *vvvvvvvv*, must be 6250, 3480, or 3490.

In the message text:

aaaaaaaa

The module that was running when this message was issued.

vvvvvvvv

The name of the variable that needs to be specified.

System action: The variable *vvvvvvvv* action field is set to ERR, which indicates that the variable is invalid.

Programmer response: Change the *vvvvvvvv* variable to 6250, 3480, or 3490.

Module: DFSIXX11

DFSIX058 *aaaaaaaa - vvvvvvvv - MUST BE ALPHNUMERIC (A-Z, 0-9)*

Explanation: The *vvvvvvvv* variable must be in alphanumeric characters: A-Z, 0-9.

In the message text:

aaaaaaaa

The module that was running when this message was issued.

vvvvvvvv

The name of the variable that must be specified in alphanumeric characters.

System action: The variable *vvvvvvvv* action field is set to ERR, which indicates that the variable is invalid.

Programmer response: Change the *vvvvvvvv* variable to alphanumeric characters only.

Module: DFSIXX11

DFSIX059 *aaaaaaaa - vvvvvvvv - INVALID LENGTH - MIN/MAX = mnnnnn / mxxxx*

Explanation: The *vvvvvvvv* variable is not the correct length. The variable must be between *mnnnnn* and *mnnnnn*.

In the message text:

aaaaaaaa

The module that was running when this message was issued.

vvvvvvvv

The name of the variable with an incorrect length.

mnnnnn The maximum allowable length for the *vvvvvvvv* variable.

mxxxx The minimum allowable length for the *vvvvvvvv* variable.

System action: The variable *vvvvvvvv* action field is set to ERR, which indicates that the variable is invalid.

Programmer response: Correct the *vvvvvvvv* so that it is between *mnnnnn* and *mxxxx*.

Module: DFSIXX11

DFSIX060 *aaaaaaaa - vvvvvvvv - PLEASE SPECIFY EITHER JES2 OR JES3*

Explanation: The z/OS program variable, *vvvvvvvv*, must be specified as either JES2 or JES3.

In the message text:

aaaaaaaa

The module that was running when this message was issued.

vvvvvvvv

The name of the variable that must be specified.

System action: The variable *vvvvvvvv* action field is set to ERR, which indicates that the variable is invalid.

Programmer response: Change the *vvvvvvvv* variable to either JES2 or JES3.

Module: DFSIXX11

DFSIX061 *aaaaaaaa - vvvvvvvv - PLEASE SPECIFY A NON-BLANK VALUE*

Explanation: The *vvvvvvvv* variable must be a non-blank value.

In the message text:

aaaaaaaa

The module that was running when this message was issued.

vvvvvvvv

The name of the variable that needs a non-blank value specified.

System action: The variable *vvvvvvvv* action field is set to ERR, which indicates that the variable is invalid.

Programmer response: Change the *vvvvvvvv* variable to a non-blank value.

Module: DFSIX11

DFSIX062 *aaaaaaaa - vvvvvvvv - VALUE MUST BE OF THE FORM nnnnnnn K OR nnnn M*

Explanation: The variable *vvvvvvvv* must be in the form of *nnnnnnnn* kilobytes or *nnnn* megabytes.

In the message text:

aaaaaaaa

The module that was running when this message was issued.

vvvvvvvv

The name of the variable that needs to be respecified in the correct format.

nnnnnnnn

The kilobyte format for *vvvvvvvv*.

nnnn

The megabyte format for *vvvvvvvv*.

System action: The variable *vvvvvvvv* action field is set to ERR, which indicates that the variable is invalid.

Programmer response: Change the *vvvvvvvv* variable to the format of *nnnnnnnn* K or *nnnn* M.

Module: DFSIX11

DFSIX063 *aaaaaaaa - vvvvvvvv - VALUE RANGE - nnnnn K THROUGH mxxx K*

Explanation: The *vvvvvvvv* variable must be between *nnnn* kilobytes and *mxxx* kilobytes.

In the message text:

aaaaaaaa

The module that was running when this message was issued.

vvvvvvvv

The name of the variable that must be specified in the proper range.

nnnn

The minimum value that can be specified for the *vvvvvvvv* variable.

mxxx

The maximum value that can be specified for the *vvvvvvvv* variable.

System action: The variable *vvvvvvvv* action field is set to ERR, which indicates that the variable is invalid.

Programmer response: Change the *vvvvvvvv* variable to between *nnnn* K and *mxxx* K.

Module: DFSIX11

DFSIX064 *aaaaaaaa - vvvvvvvv - VALUE RANGE - nnnnn M THRU mxxx M*

Explanation: The variable *vvvvvvvv* is out of the required range. The variable must be within the range of *nnnn* megabytes to *mxxx* megabytes.

In the message text:

aaaaaaaa

The program name.

vvvvvvvv

The name of the variable that is out of the required range.

nnnn

The minimum value to which *vvvvvvvv* can be set.

mxxx

The maximum value to which *vvvvvvvv* can be set.

System action: The variable *vvvvvvvv* action field is set to ERR, which indicates that the variable is invalid.

Programmer response: Change the variable *vvvvvvvv* to a value between *nnnn* M and *mxxx* M.

Module: DFSIX11

DFSIX065 *aaaaaaaa - vvvvvvvv - TOTAL LENGTH WILL EXCEED mxxxx BYTES*

Explanation: The total length of the values in the JOB statement accounting information variables exceeds the maximum allowable size.

In the message text:

aaaaaaaa

The module that was running when this message was issued.

vvvvvvvv

The variable that exceeded the size limitation.

mxxxx

The maximum number of bytes allowed in the accounting field.

System action: The variable *vvvvvvvv* action field is set to ERR, which indicates that the variable is invalid.

Programmer response: Change the *vvvvvvvv* variable so that it is at or below *mxxxx*.

Module: DFSIX11

DFSIX066 *aaaaaaaa - vvvvvvvv - VALUE CONTAINS ILLEGAL CHARACTERS*

Explanation: The variable *vvvvvvvv* contains characters that are not allowed.

In the message text:

aaaaaaaa

The module that was running when this message was issued.

vvvvvvvv

The variable containing illegal characters.

System action: The variable *vvvvvvvv* action field is set to ERR, which indicates that the variable is invalid.

Programmer response: Change the *vvvvvvvv* variable so that it contains only valid characters. For information on valid characters, switch to entry (ENT) mode, which provides help text.

Module: DFSIXX11

DFSIX067 *aaaaaaaa - vvvvvvvv - JESX*
STATEMENTS MUST BEGIN WITH /*
or //

Explanation: The variable *vvvvvvvv* is a JESx statement and therefore must begin with /* or //.

In the message text:

aaaaaaaa

The module that was running when this message was issued.

vvvvvvvv

The name of the variable that must start with either /* or //.

System action: The variable *vvvvvvvv* action field is set to ERR, which indicates that the variable is invalid.

Programmer response: Change the *vvvvvvvv* variable so that it starts with /* or //.

Module: DFSIXX11

DFSIX068 *aaaaaaaa - SPR ACTION COMPLETE*

Explanation: The special processing routine (SPR) completed successfully. In the message text, *aaaaaaaa* is the module that was running when this message was issued.

System action: Processing continues.

Programmer response: No action is required.

Module: DFSIXX10

DFSIX069 *aaaaaaaa - vvvvvvvv - subparm - MAY*
NOT BE BLANK

Explanation: The *subparm* parameter for the *vvvvvvvv* variable is blank and needs to be specified.

In the message text:

aaaaaaaa

The module that was running when this message was issued.

vvvvvvvv

The variable containing the blank parameter.

subparm

The blank parameter that needs to be specified.

System action: The variable *vvvvvvvv* action field is set to ERR, which indicates that the variable is invalid.

Programmer response: Specify a value for the *subparm* parameter.

Module: DFSIXX11

DFSIX070 *aaaaaaaa - vvvvvvvv - HLQ GROUP group*
IS UNKNOWN

Explanation: This message should not occur. If this message does occur, it is the result of a programming error.

In the message text:

aaaaaaaa

The module that was running when this message was issued.

vvvvvvvv

variable containing unknown HLQ group.

group

Group name.

System action: Processing of the variable *vvvvvvvv* is terminated.

Programmer response: Contact IBM Software Support for assistance and to report the problem.

Module: DFSIXX11

DFSIX071 *aaaaaaaa - vvvvvvvv - VOL GROUP vol*
grp IS UNKNOWN

Explanation: This message should not occur. If this message does occur, it is the result of a programming error.

In the message text:

aaaaaaaa

The module that was running when this message was issued.

vvvvvvvv

variable contains unknown volume group.

vol grp

volume group.

System action: Processing of the variable *vvvvvvvv* is terminated.

Programmer response: Contact IBM Software Support for assistance and to report the problem.

Module: DFSIXX11

DFSIX072 *aaaaaaaa - vvvvvvvv - subparm -*
MIN/MAX = mnnn / mxxx

Explanation: The parameter *subparm* in the *vvvvvvvv* variable is not the correct length. The parameter length must be between *mnnn* and *mxxx*.

In the message text:

aaaaaaaa

The module that was running when this message was issued.

vvvvvvvv

The variable containing the *subparm* parameter with the incorrect length.

subparm

The parameter with the incorrect length.

mnnn

The minimum length of the parameter.

mxxx

The maximum length of the parameter.

DFSIX073 • DFSIX079

System action: The variable *vvvvvvvv* action field is set to ERR, which indicates that the variable is invalid.

Programmer response: Change the *subparm* parameter to a value between *nnnn* and *mxxx*.

Module: DFSIXX11

DFSIX073 *aaaaaaaa - vvvvvvvv - CYL / TRK / nnnn / REC*

Explanation: One of the options will be displayed. The *vvvvvvvv* variable contains an incorrect parameter type. The parameter must be one of the following types:

CYL Space allocated in cylinders.
nnnn Space allocated in records, which is the average block size.
REC Space allocated in records. Use this value only for VSAM.
TRK Space allocated in tracks.

In the message text:

aaaaaaaa

The module that was running when this message was issued.

vvvvvvvv

The variable containing the parameter with an incorrect type.

nnnn Space allocated in records, which is the average block size.

System action: The variable *vvvvvvvv* action field is set to ERR, which indicates that the variable is invalid.

Programmer response: Change the parameter in the *vvvvvvvv* variable to one of the allowable types.

Module: DFSIXX11

DFSIX074 *aaaaaaaa - vvvvvvvv - BLK GROUP blk grp IS UNKNOWN*

Explanation: This message should not occur. If this message does occur, it is the result of a programming error.

In the message text:

aaaaaaaa

The module that was running when this message was issued.

vvvvvvvv

variable containing unknown BLK group.

blk grp The block group.

System action: Processing of the variable *vvvvvvvv* is terminated.

Programmer response: Contact IBM Software Support for assistance and to report the problem.

Module: DFSIXX11

DFSIX075 *aaaaaaaa - DOC ACTION FAILED - NO RECORDS TO PRINT*

Explanation: The documentation (DOC) action did not find any records to print. No documentation has been printed for variables, jobs, or tasks.

In the message text, *aaaaaaaa* is the module that was running when this message was issued.

System action: No records were printed.

Programmer response: No action is required.

Module: DFSIXX08, DFSIXX09, DFSIXX10

DFSIX076 *aaaaaaaa - vvvvvvvv - MUST BE A MULTIPLE OF reclen*

Explanation: The *vvvvvvvv* variable is a block size parameter and must be a multiple of the record length, *reclen*.

In the message text:

aaaaaaaa

The module that was running when this message was issued.

vvvvvvvv

The variable with an incorrect record length.

reclen The record length by which the value for *vvvvvvvv* must be multiplied.

System action: The variable *vvvvvvvv* action field is set to ERR, which indicates that the variable is invalid.

Programmer response: Change the *vvvvvvvv* variable so that it is a multiple of *reclen*.

Module: DFSIXX11

DFSIX078 *aaaaaaaa - SPR ACTION NOT AVAILABLE FOR JOB/TASK jtname*

Explanation: The special processing routine (SPR) was not available for the *jtname* job or task.

In the message text:

aaaaaaaa

The module that was running when this message was issued.

jtname The job or task for which the special processing routine was not available.

System action: Processing continues.

Programmer response: No action is required.

Module: DFSIXX10

DFSIX079 *aaaaaaaa - REPOSITIONING FAILED - DEFAULTING TO TOP OF TABLE*

Explanation: IVP was unable to reposition the table to the desired entry.

In the message text, *aaaaaaaa* is the module that was running when this message was issued.

System action: The table displays from the top.

Programmer response: No action is required.

If the message persists, contact IBM Software Support for assistance.

Module: DFSIXX08, DFSIXX09, DFSIXX10

DFSIX080 *aaaaaaaa* - BRS ACTION FAILED -
DFSISRC IS NOT AVAILABLE

Explanation: The browse (BRS) action cannot access the SDFSISRC data set. The source member was not browsed.

In the message text, *aaaaaaaa* is the module that was running when this message was issued.

System action: BRS does not run. Processing continues.

Programmer response: Determine why the SDFSISRC data set was not available and correct the problem.

Module: DFSIXX09

DFSIX081 *aaaaaaaa* - MUST CORRECT ERROR IN
VG BEFORE PROCEEDING

Explanation: An error occurred in the variable gathering (VG) phase of the installation and verification process.

In the message text, *aaaaaaaa* is the module that was running when this message was issued.

System action: IVP will not proceed to the next phase until the errors are corrected.

Programmer response: The variables in error are displayed. Correct the variables.

Module: DFSIXX07, DFSIXX07, DFSIXX08

DFSIX082 *aaaaaaaa* - *vvvvvvvv* - INVALID VALUE
SPECIFIED

Explanation: The *vvvvvvvv* variable contains an invalid value or incorrect format.

In the message text:
aaaaaaaa

The module that was running when this message was issued.

vvvvvvvv

The variable containing the invalid value.

System action: The variable *vvvvvvvv* action field is set to ERR, which indicates that the variable is invalid.

Programmer response: Change the *vvvvvvvv* variable to a valid value or format. For information on valid variables, switch to entry (ENT) mode, which provides help text.

Module: DFSIXX11

DFSIX085 *aaaaaaaa* - CHG/RFR ERROR EXISTS

Explanation: Errors have occurred during the processing of one or more variables.

In the message text, *aaaaaaaa* is the module that was running when this message was issued.

System action: The variable action field is set to ERR, which indicates that the variable is invalid.

Programmer response: Correct the errors.

Module: DFSIXX08, DFSIXX15

DFSIX086 *aaaaaaaa* - DOC ACTION FAILED -
INCOMPLETE SELECTION

Explanation: The documentation (DOC) action failed because not all of the required selection was created on the Document Options panel. No variable, job, or task documentation was printed.

In the message text, *aaaaaaaa* is the module that was running when this message was issued.

System action: The DOC action terminates.

Programmer response: Reissue DOC and supply complete input to all options.

Module: DFSIXX08, DFSIXX09, DFSIXX10

DFSIX087 *aaaaaaaa* - VALUES MUST BE EITHER
YES OR NO

Explanation: The variable must be either YES or NO.

In the message text, *aaaaaaaa* is the module that was running when this message was issued.

System action: The variable *vvvvvvvv* action field is set to ERR, which indicates that the variable is invalid.

Programmer response: Correct the variable to an acceptable value.

Module: DFSIXX11

DFSIX088 *aaaaaaaa* - PLEASE SPECIFY HIR2101

Explanation: The variable must be set to HIR2101.

In the message text, *aaaaaaaa* is the module that was running when this message was issued.

System action: The variable action field is set to ERR, which indicates that the variable is invalid.

Programmer response: Correct the variable to HIR2101.

Module: DFSIXX11

DFSIX089 *aaaaaaaa* - TCP/IP host name is invalid

Explanation: An invalid TCP/IP host name was specified.

In the message text, *aaaaaaaa* is the module that was running when this message was issued.

System action: The variable action field is set to ERR, which indicates that the variable is invalid.

Programmer response: Correct the TCP/IP host name value.

Module: DFSIXX11

- VOLUME NOT ON SYSTEM
- INVALID DATASET NAME, *ivpdsn*
- MISSING DATASET NAME
- UNAVAILABLE DATASET

ivpdsn The IVP INSTATBL data set name.

ivpmem The IVP INSTATBL member name.

System action: The IVP Variable Export utility panel is displayed with this message.

System programmer response: Correct the IVP high level qualifier.

Module: DFSIVPEX, DFSIXX08, DFSIXX22

DFSIX090 *ivpenv* ENVIRONMENT NOT AVAILABLE (*envmemb*)

Explanation: The selected IVP environment is not available in the IVP INSTATBL data set. This means environment has never been created.

In the message text:

ivpenv The IVP environment (DBB, DBC, DBT, XRF, DCC).

envmemb

 The member name of the environment.

System action: The IVP Variable Export utility panel is displayed with this message.

Programmer response: Choose an environment that has been created in the IVP INSTATBL.

Module: DFSIVPEX

DFSIX093 EXPORT DATASET *expdsn* NOT ALLOCATED

Explanation: This message is displayed on the IVP Export allocation panel. The export data set did not exist so the IVP export allocation panel was displayed giving the user an option of allocating the data set using TSO allocate or the ISPF Dataset Utility Panel (3.2). For some reason the export data set panel did not get allocated.

In the message text:

expdsn The IVP Export data set name.

System action: The IVP export allocation panel is displayed with this message giving the user the options to allocate the data set.

Programmer response: Resolve any problems associated with the allocation of the export data set, then try again.

Module: DFSIXX22

DFSIX091 IVP TABLE DATASET *ivptbl* not found

Explanation: The IVP INSTATBL data set is not found. The IVP high level qualifier entered in the IVP Variable Export utility main panel is concatenated with INSTATBL to create the data set name.

In the message text:

ivptbl The IVP INSTATBL data set name.

System action: The IVP Variable Export utility panel is displayed with this message.

Programmer response: Correct the IVP high level qualifier.

Module: DFSIVPEX

DFSIX094 ALLOCATION ERROR. RC=*rc* DSN: *expdsn*

Explanation: The IVP was unable to allocate the export data set because of an allocation error.

In the message text:

rc The TSO allocation error.

expdsn The export data set name.

System action: Message is displayed on export data set name panel waiting for user input.

Programmer response: Correct the export data set problem, then retry.

Module: DFSIXX08, DFSIXX22

DFSIX092 *errmsg* DSN: *ivpdsn* MEMBER: *ivpmem*

Explanation: An error has occurred accessing the IVP INSTATBL data set.

In the message text:

errmsg Contains the error:

- MEMBER SPECIFIED, BUT DATASET IS NOT PARTITIONED
- ERROR PROCESSING REQUESTED DATASET
- PROTECTED DATASET

or

EXPORT DATASET *expdsn* DOES NOT EXIST

Explanation: The export data set does not exist or if a PDS, the member does not exist.

In the message text:

expdsn The export data set name

System action: Message is displayed on export data set name panel waiting for user input.

Programmer response: Correct the export data set problem, then retry.

Module: DFSIXX08

DFSIX096 EXPORT OF VARIABLES COMPLETED SUCCESSFULLY

Explanation: The export of the IVP variables is successful.

System action: Informational message.

Module: DFSIVPEX, DFSIXX08

DFSIX097 IMPORT OF VARIABLES COMPLETED SUCCESSFULLY

Explanation: The import of the IVP variables is successful.

System action: Informational message.

Module: DFSIXX08

DFSIX098 aaaaaaaaa - vvvvvvvv - MUST BE A MULTIPLE OF *reclen* + 4

Explanation: The *vvvvvvvv* variable is a BLKSIZE parameter and must be a multiple of the record length, *reclen*, plus 4 additional bytes for the block descriptor word.

In the message text:

aaaaaaaa

The module that was running when this message was issued.

vvvvvvvv

The variable.

reclen The record length.

System action: The variable *vvvvvvvv* action field is set to ERR, which indicates that the variable is invalid.

Programmer response: Change the *vvvvvvvv* variable so that it is a multiple of *reclen* + 4.

Module: DFSIXX11

DFSIX100 (C) COPYRIGHT IBM CORP. 2003. ALL RIGHTS RESERVED.

Explanation: This message issues IBM's copyright statement.

System action: Processing continues.

Programmer response: No action is required.

Module: REXX program DFSAPPL

DFSIX101 THE HLQ PARAMETER IS MISSING

Explanation: A required parameter was not specified.

System action: The program ends without performing the desired function.

Programmer response: Reissue the command and provide the HLQ parameter. The HLQ is the high level qualifier for IMS data sets.

Module: (REXX programs) DFSAPPL, DFSHDSRT, DFSKBSRT, DFSSCSRT, DFSSPSRT

DFSIX102 AN UNKNOWN PARAMETER WAS SPECIFIED: *parm*

Explanation: An extra parameter was provided. The parameter is not recognized.

System action: The program continues with the desired function.

Programmer response: Ensure that the parameter was spelled correctly. Exit and start the program again with the correct parameter if applicable.

Module: (REXX programs) DFSAPPL, DFSHDSRT, DFSKBSRT, DFSSCSRT, DFSSPSRT

DFSIX103 IPCS is not set up correctly. Please EXIT from ISPF and issue this command: EXEC '&hlq.SDFSEXEC(DFSDFSRT)' 'HLQ(&hlq)'

Explanation: The IMS Dump Formatter requires IPCS and IPCS has not yet been started. Where *&hlq* is the high level qualifier defined by the user.

System action: The IMS Dump Formatter is not started.

System programmer response: Issue the command recommended by this message or start IPCS using your local procedures.

Module: DFSDFSRT

DFSIX104 Enter a VOLID for the allocation of the IPCS dump directory or null to exit.

Explanation: A ddname of IPCSDDIR was not found allocated to the user.

System action: The user is prompted for a VOLID. The program waits until the user responds with a VOLID. If the user presses Enter without typing a VOLID, the program ends without starting the IMS Dump Formatter.

System programmer response: Type a VOLID and press Enter.

Module: DFSDFSRT

DFSIX105 **The VOLID specified is not valid:**
&volid

Explanation: The VOLID typed by the user is not valid. The name can be 1 to 6 alphanumeric characters.

System action: The system prompts the user again with message DFSIX104.

System programmer response: Respond to message DFSIX104. Type a VOLID and press Enter.

Module: DFSDFSRT

DFSIX106 **Allocation of IPCS dump directory failed.**

Explanation: The system attempted to issue a DEFINE CLUSTER command on your behalf and it did not complete successfully.

System action: The IMS Dump Formatter is not started.

System programmer response: Determine why a define cluster command could not work successfully and resolve.

As a circumvention, the user may allocate an IPCS dump directory data set manually. The dump directory is allocated to ddname IPCSDDIR. For more information, see *z/OS MVS Interactive Problem Control System (IPCS) User's Guide*.

DFSIX107 **THE DBDLIB WAS NOT FOUND:**
dddddd

Explanation: The IMS DD statement is not allocated, and the data set name is not in the form of *xxx.DBDLIB*, where *xxx* is the high-level qualifier.

In the message text, *dddddd* represents the DBDLIB data set name that is missing.

System action: The Partition Definition utility is started.

System programmer response: To view the IMS DD statement, select Option 6 on the PDU panel. You can either allocate the IMS DD statement that contains the DBDLIB, or change the DBDLIB data set name to *xxx.DBDLIB*, where *xxx* is the high-level qualifier.

Chapter 104. DFSI messages (Syntax Checker)

The Syntax Checker issues messages beginning with DFSI.

DFSI920E **Parameter value invalid** *xxxxxxxx*

Explanation: The parameter at the top of the screen is invalid. *xxxxxxxx* is optional and gives more information.

System action: None.

System programmer response: Correct the error. Use F1 (Help key) to view the parameter's description.

Module: DFSWPBVP

DFSI921W **(C) Copyright IBM Corp. 2002. All Rights reserved.**

Explanation: IMS Syntax Checker copyright statement appears when Syntax Checker is started.

System action: None.

System programmer response: No action is required.

Module: DFSWSMBC

DFSI922I **Member *xxxxxxxx* is new or empty. All parameters are displayed.**

Explanation: The member requested is empty. All possible parameters will be displayed.

System action: None.

System programmer response: No action is required.

Module: DFSWMBLD

DFSI923I **No errors found in a parameter value.**

Explanation: No errors were found in any parameter values.

System action: Processing continues.

System programmer response: No action is required.

Module: DFSWMBLD

DFSI924I **Member *xxxxxxxx* not currently processed by Syntax Checker**

Explanation: The member *xxxxxxxx* is not processed by Syntax Checker.

System action: None.

System programmer response: To use Syntax Checker to process a member, the member must be supported by Syntax Checker.

Module: DFSWSMBC

DFSI925I **Member *xxxxxxxx* has no new keywords**

Explanation: User has requested the new keyword display. There are no new keywords in the member.

System action: None.

System programmer response: No action is required.

Module: DFSWMBLD

DFSI926W **Keyword *kkkkkk* not valid in Release *rrrrr***

Explanation: The user has chosen to process the PROCLIB member in IMS release *rrrrr*. The keyword *kkkkkk* currently in the member is not valid in release.

System action: None.

System programmer response: Delete the keyword.

Module: DFSWPBKP

DFSI927W **Keyword *kkkkkk* is not valid for Control Region *cccc***

Explanation: The user has chosen a process the PROCLIB member in IMS control region *cccc*. The keyword *kkkkkk* currently in the member is not valid in the control region.

System action: None.

System programmer response: Delete the keyword.

Module: DFSWPBKP

DFSI930I **Member *xxxxxxxx* saved in *dsn***

Explanation: The member has been successfully saved in *dsn*.

System action: None.

System programmer response: No action is required.

Module: DFSWMSAV

DFSI932I **Command *cccc* is undefined**

Explanation: The command *cccc* on the command line is not known to Syntax Checker.

System action: None.

System programmer response: Correct the command.

Module: DFSWSMBM, DFSWUPCR, DFSWUPDM, DFSWUPNR, DFSWUPSA, DFSWUPSV

DFSI933I **No keywords selected for *ccccccc* command**

Explanation: The command *ccccccc* on the command line needs to operate on the selected keyword. No keywords selected.

System action: None.

System programmer response: Select the keywords by placing a / in the SEL field.

Module: DFSWSMBM

DFSI934I **No command selected for keyword *kkkkkk***

Explanation: A keyword has been selected but no command has been entered on the command line.

System action: None.

System programmer response: Enter the command on the command line.

Module: DFSWSMBM

DFSI935I **Invalid keyword selected option: *o***

Explanation: The selected option *o* is not valid.

System action: None.

System programmer response: Correct the selected option.

Module: DFSWSMBM

DFSI937I **Equal sign in same line comment changed to dash**

Explanation: The user has entered a same line comment that contains an equal sign (=). Equal Signs are not allowed in same line comment. It is changed to a dash (-).

System action: Information message.

System programmer response: No action is required.

Module: DFSWPBKP

DFSI938I ***P* COMMAND IGNORED. KEYWORD DOES NOT IDENTIFY A MEMBER.**

Explanation: The keyword selected with the *P* command does not identify a member of IMS.PROCLIB. The *P* command cannot be processed.

System action: The processing of the *P* command is terminated.

System programmer response: Select a keyword that identifies a member of IMS.PROCLIB. Valid keywords

are underlined in the keyword display panel.

Module: DFSWKOPR

DFSI939I ***P* COMMAND IGNORED. KEYWORD DOES NOT HAVE A VALUE OR VALUE IS IN ERROR**

Explanation: The keyword selected with the *P* command does not have a value or the value is in error. The *P* command cannot be processed.

System action: The processing of the *P* command is terminated.

System programmer response: Correct the problem and retry.

Module: DFSWKOPR

DFSI998I **MEMBER *memb* WILL BE PROCESSED UNDER IMS *rel* (*ctlreg*)**

Explanation: Processing has been requested for member *memb*. The member is processed under the same IMS release and control region as the original member. This problem is an informational message informing you which IMS region and control region the member will be processed under.

memb Member name of the member being processed.

rel IMS release.

ctlreg IMS control region. This field is only displayed if the member varies by control region.

System action: Informational message.

System programmer response: No action is required.

Module: DFSWSMBM

DFSI999I **MEMBER *memb* PROCESSING CONTINUES**

Explanation: The processing of member *memb* continues following the completion of the processing of another member with the *P* option.

memb Member name.

System action: Informational message.

System programmer response: No action is required.

Module: DFSWSMBM

DFSI991I **Member name must be entered as part of the DSN**

Explanation: The member name must be entered as part of the data set name.

System action: None.

System programmer response: Enter the member name as part of the data set name in TSO format.

Module: DFSWUPSA

DFSI992I Member must be 1-8 characters

Explanation: Member name is invalid. It must be 1-8 characters.

System action: None.

System programmer response: Correct the member name.

Module: DFSWUICR, DFSWUIDH, DFSWUIDM, DFSWUOSA

DFSI993I No members in dataset *dsn*

Explanation: The data set that Syntax Checker was requested to process is empty.

System action: None.

System programmer response: Enter a new member to process or select another data set.

Module: DFSWIOOI

DFSI994I Member is being used by you or another user

Explanation: The member is in use either by another user or the current user on another ISPF screen.

System action: None.

System programmer response: No action is required.

Module: DFSWPBMC

DFSI995I Change release option cancelled - user request

Explanation: The user canceled (F3) the change of release process.

System action: The previous keyword display panel is displayed.

System programmer response: No action is required.

Module: DFSWSMBM

DFSI996I Exit of member cancelled - user request

Explanation: The user requested to exit or cancel the execution of Syntax Checker but was notified that the member had been modified. The user selects not to exit.

System action: None.

System programmer response: No action is required.

Module: DFSWSMBM

DFSI997I Comment not allowed on "blank", Unknown or keywords without values

Explanation: A comment "C" select code was entered on the "blank: or unknown keyword. Comments are not allowed on the keywords.

System action: None.

System programmer response: No action is required.

Module: DFSWPBMC

DFSI998I MEMBER *memb* WILL BE PROCESSED UNDER IMS *rel* (*ctlreg*)

Explanation: Processing has been requested for member *memb*. The member is processed under the same IMS release and control region as the original member. This problem is an informational message informing you which IMS region and control region the member will be processed under.

memb Member name of the member being processed.

rel IMS release.

ctlreg IMS control region. This field is only displayed if the member varies by control region.

System action: Informational message.

System programmer response: No action is required.

Module: DFSWSMBM

DFSI999I MEMBER *memb* PROCESSING CONTINUES

Explanation: The processing of member *memb* continues following the completion of the processing of another member with the *P* option.

memb Member name.

System action: Informational message.

System programmer response: No action is required.

Module: DFSWSMBM

Chapter 105. DFSS messages (IMS abend search and notification)

Messages that are issued from the IMS abend search and notification function begin with DFSS.

For information about using the IMS abend search and notification function, see the IMS system definition information.

For the IMS abend search and notification function, you can get these messages when running from batch:

DFS2225E
DFS2226E
DFS2227E
DFS2228E
DFS2229E

You can receive the messages in this topic when using the IMS abend search and notification ISPF panels.

DFSS001E "Skeleton lib" DS and "Runtime" DS must not be the same

Explanation: You use the skeleton library to make the member that contains the name of the IMS abend search and notification procedure available to users. The member is included in the JCL generated by IMS abend search and notification for ISPF-driven invocation. The runtime data set is specified in all of the JCL that invokes the IMS abend search and notification, whether this invocation is abend-driven or ISPF-driven.

System action: Processing is terminated and a message is displayed.

System programmer response: Provide two different valid data set names for the skeleton library data set and the runtime data set.

Provide an email address in the **Recipient e-mail address** field or enter a Y in the **Specify additional addresses?** field to specify email addresses in the CONTROL member.

Module: DFSRASN1

DFSS002E e-mail address must be specified

Explanation: When setting up IMS abend search and notification, either specify an email address on the System Setup panel in the **Recipient e-mail address** field or specify a Y in the **Specify additional addresses?** field.

System action: Processing is terminated and a message is displayed.

System programmer response: Provide an email address in the **Recipient e-mail address** field or enter Y in the **Specify additional addresses?** field to specify email addresses in the CONTROL member.

Module: DFSRASN1, DFSRASN2

DFSS003E Data set xxxxxxxx not found

Explanation: A data set specified on the System Setup panel was not found on the z/OS system. xxxxxxxx identifies the data set name.

System action: Processing is terminated and a message is displayed.

System programmer response: Specify a valid, existing data set on the System Setup panel.

Module: DFSRASN1

DFSS004E No search argument has been provided

Explanation: For the **On demand interface** panel to generate the email, you must provide at least one search argument.

System action: Processing is terminated and a message is displayed.

System programmer response: Provide at least one web search argument on the **On demand interface** panel in one of the following fields:

- PSP for FMID
- Abend Code
- Return Code (RC)
- Module Name
- APAR Number (PE or other)

DFSS005E • DFSS101I

- Message ID
- Generic Search Argument

Module: DFSRASN2

DFSS005E APAR search and MSG search are mutually exclusive

Explanation: You cannot specify both the **APAR number** and **Message ID** fields on the **On demand interface** panel at the same time.

System action: Processing is terminated and a message is displayed.

System programmer response: Specify either the APAR number or the Message ID, but not both.

Module: DFSRASN2

DFSS006E Abend prefix must be an S or a U

Explanation: When entering an abend code, use either an S for a system abend or a U for an IMS abend code (user abend) as a prefix.

System action: Processing is terminated and a message is displayed.

System programmer response: Enter a valid prefix for the abend code in the **Abend Code** field.

Module: DFSRASN2

DFSS007E The edit of the Abend Search and Notification generated JCL failed with RC=xx

Explanation: The REXX program failed to open certain members for edit.

System action: Processing is terminated and a message is displayed.

System programmer response: Make sure that your user ID has the correct authority to access the data sets.

Module: DFSRASN1, DFSRASN2

DFSS008I xxxxxxxx member already exists

Explanation: The member you specified in the **System Setup** panel exists and is up-to-date.

In the message text, xxxxxxxx identifies the member, and can be one of the following:

URLS
SYSUT1
CONTROL
SMS
SMSCNTL
PROCLIB
DFSDFXXX

System action: Processing continues.

System programmer response: Press Enter to continue.

Module: DFSRASN1

DFSS009I xxxxxxxx member was updated

Explanation: The member xxxxxxxx that you specified in the **System Setup** panel has been updated. xxxxxxxx can be one of the following:

URLS
SYSUT1
CONTROL
SMS
SMSCNTL
PROCLIB
DFSDFXXX

System action: Processing continues.

System programmer response: Press Enter to continue.

Module: DFSRASN1

DFSS100E Abend code must be specified with return code (RC)

Explanation: If you specify a value for the return code (RC) parameter, you must also specify a value for the Abend code parameter. You did not specify a value for the Abend code.

System action: Processing stops.

System programmer response: Make sure that specifications of Return code (RC) are accompanied by specifications of Abend code.

Module: DFSRASN2

DFSS101I Change to recipient info: xxxxxxxx member is copied again

Explanation: You changed the recipient information, and the updates must be propagated to certain members. The existing members are replaced with copies containing the new information.

In the message text:

xxxxxxx

The member; this can be CONTROL or SMSCNTL.

System action: Processing continues.

System programmer response: Press Enter to continue.

Module: DFSRASN1

DFSS102I PROCLIB member has been updated due to change to xxxxxxxx

Explanation: The PROCLIB member contains information that can be modified using the **System Setup** panel. The changes you make on this panel are propagated to the member by creating a copy of the PROCLIB member containing the updated information.

System action: Processing continues.

System programmer response: Press Enter to continue.

Module: DFSRASN1

DFSS103E The HLQ parameter is missing

Explanation: You must provide the high-level qualifier used to install IMS to access the appropriate data sets.

System action: Processing terminates, and IMS abend search and notification is not started.

System programmer response: Provide the high-level qualifier used to install IMS.

Module: DFSRASN0

DFSS104E An unknown parameter was specified: xxxxxxxx

Explanation: The only valid parameter that you can specify for IMS abend search and notification is HLQ. The parameter indicated by xxxxxxxx was not recognized.

System action: Processing terminates, and IMS abend search and notification is not started.

System programmer response: Ensure that you use HLQ as a parameter and also provide the high-level qualifier used to install IMS.

Module: DFSRASN0

DFSS105E Member DFSKCAT0 in data set "dsname" not found

Explanation: The program is trying to start DFSKCAT0 to verify that data sets you specified on an ISPF panel are valid. However, the data set named in the error message does not contain the module. You specify the name of the data set that should contain DFSKCAT0 on the panel as the value for the IMS.SDFSRESL parameter.

In the message text:

dsname The data set that should contain the member DFSKCAT0

System action: Processing terminates.

System programmer response: Check that the correct data set name is specified as the IMS.SDFSRESL parameter and that the data set exists.

Module: DFSRASN1

DFSS106E Skeleton skeleton not found

Explanation: You selected IMS ASN On-Demand Interface and the system tried to validate that the control statement skeletons are available to the program. The program could not access the skeleton identified in the message. These skeletons were created as part of the setup of the IMS Abend Search and Notification. They reside in the data set specified as the **Skeleton lib DS** on the IMS ASN System Setup panel (Option 1).

In the message text:

skeleton The name of the skeleton that was unavailable. This can be DFSSPCLI or DFSSPRCI

System action: Processing terminates.

System programmer response: Verify that the skeletons exist in the data set and that your IMS Abend Search and Notification installation is configured correctly to access to the skeleton library data set.

Module: DFSRASN2

Notices

This information was developed for products and services offered in the US. This material might be available from IBM in other languages. However, you may be required to own a copy of the product or product version in that language in order to access it.

IBM may not offer the products, services, or features discussed in this document in other countries. Consult your local IBM representative for information on the products and services currently available in your area. Any reference to an IBM product, program, or service is not intended to state or imply that only that IBM product, program, or service may be used. Any functionally equivalent product, program, or service that does not infringe any IBM intellectual property right may be used instead. However, it is the user's responsibility to evaluate and verify the operation of any non-IBM product, program, or service.

IBM may have patents or pending patent applications covering subject matter described in this document. The furnishing of this document does not grant you any license to these patents. You can send license inquiries, in writing, to:

*IBM Director of Licensing
IBM Corporation
North Castle Drive, MD-NC119
Armonk, NY 10504-1785
US*

For license inquiries regarding double-byte character set (DBCS) information, contact the IBM Intellectual Property Department in your country or send inquiries, in writing, to:

*Intellectual Property Licensing
Legal and Intellectual Property Law
IBM Japan, Ltd.
19-21, Nihonbashi-Hakozakicho, Chuo-ku
Tokyo 103-8510, Japan*

INTERNATIONAL BUSINESS MACHINES CORPORATION PROVIDES THIS PUBLICATION "AS IS" WITHOUT WARRANTY OF ANY KIND, EITHER EXPRESS OR IMPLIED, INCLUDING, BUT NOT LIMITED TO, THE IMPLIED WARRANTIES OF NON-INFRINGEMENT, MERCHANTABILITY OR FITNESS FOR A PARTICULAR PURPOSE. Some jurisdictions do not allow disclaimer of express or implied warranties in certain transactions, therefore, this statement may not apply to you.

This information could include technical inaccuracies or typographical errors. Changes are periodically made to the information herein; these changes will be incorporated in new editions of the publication. IBM may make improvements and/or changes in the product(s) and/or the program(s) described in this publication at any time without notice.

Any references in this information to non-IBM websites are provided for convenience only and do not in any manner serve as an endorsement of those

websites. The materials at those websites are not part of the materials for this IBM product and use of those websites is at your own risk.

IBM may use or distribute any of the information you provide in any way it believes appropriate without incurring any obligation to you.

Licensees of this program who wish to have information about it for the purpose of enabling: (i) the exchange of information between independently created programs and other programs (including this one) and (ii) the mutual use of the information which has been exchanged, should contact:

*IBM Director of Licensing
IBM Corporation
North Castle Drive, MD-NC119
Armonk, NY 10504-1785
US*

Such information may be available, subject to appropriate terms and conditions, including in some cases, payment of a fee.

The licensed program described in this document and all licensed material available for it are provided by IBM under terms of the IBM Customer Agreement, IBM International Program License Agreement or any equivalent agreement between us.

The performance data and client examples cited are presented for illustrative purposes only. Actual performance results may vary depending on specific configurations and operating conditions.

Information concerning non-IBM products was obtained from the suppliers of those products, their published announcements or other publicly available sources. IBM has not tested those products and cannot confirm the accuracy of performance, compatibility or any other claims related to non-IBM products. Questions on the capabilities of non-IBM products should be addressed to the suppliers of those products.

Statements regarding IBM's future direction or intent are subject to change or withdrawal without notice, and represent goals and objectives only.

This information contains examples of data and reports used in daily business operations. To illustrate them as completely as possible, the examples include the names of individuals, companies, brands, and products. All of these names are fictitious and any similarity to actual people or business enterprises is entirely coincidental.

COPYRIGHT LICENSE:

This information contains sample application programs in source language, which illustrate programming techniques on various operating platforms. You may copy, modify, and distribute these sample programs in any form without payment to IBM, for the purposes of developing, using, marketing or distributing application programs conforming to the application programming interface for the operating platform for which the sample programs are written. These examples have not been thoroughly tested under all conditions. IBM, therefore, cannot guarantee or imply reliability, serviceability, or function of these programs. The sample

programs are provided "AS IS", without warranty of any kind. IBM shall not be liable for any damages arising out of your use of the sample programs.

Each copy or any portion of these sample programs or any derivative work must include a copyright notice as follows:

© (your company name) (year).

Portions of this code are derived from IBM Corp. Sample Programs.

© Copyright IBM Corp. _enter the year or years_.

Programming interface information

This information is intended to help programmers, operators, and system support personnel diagnose IMS problems. This information also documents Diagnosis, Modification or Tuning Information provided by IMS.

Diagnosis, Modification or Tuning information is provided to help you diagnose, modify, or tune IMS. Do not use this Diagnosis, Modification or Tuning information as a programming interface.

Diagnosis, Modification or Tuning Information is identified where it occurs, either by an introductory statement to a section or topic, or by the following marking: Diagnosis, Modification or Tuning Information.

Trademarks

IBM, the IBM logo, and [ibm.com](http://www.ibm.com)[®] are trademarks or registered trademarks of International Business Machines Corp., registered in many jurisdictions worldwide. Other product and service names might be trademarks of IBM or other companies. A current list of IBM trademarks is available on the web at "Copyright and trademark information" at <http://www.ibm.com/legal/copytrade.shtml>.

Adobe, the Adobe logo, and the PostScript logo are either registered trademarks or trademarks of Adobe Systems Incorporated in the United States, and/or other countries.

Linux is a registered trademark of Linus Torvalds in the United States, other countries, or both.

Microsoft, Windows, Windows NT, and the Windows logo are trademarks of Microsoft Corporation in the United States, other countries, or both.

Java and all Java-based trademarks and logos are trademarks or registered trademarks of Oracle and/or its affiliates.

UNIX is a registered trademark of The Open Group in the United States and other countries.

Terms and conditions for product documentation

Permissions for the use of these publications are granted subject to the following terms and conditions.

Applicability

These terms and conditions are in addition to any terms of use for the IBM website.

Personal use

You may reproduce these publications for your personal, noncommercial use provided that all proprietary notices are preserved. You may not distribute, display or make derivative work of these publications, or any portion thereof, without the express consent of IBM.

Commercial use

You may reproduce, distribute and display these publications solely within your enterprise provided that all proprietary notices are preserved. You may not make derivative works of these publications, or reproduce, distribute or display these publications or any portion thereof outside your enterprise, without the express consent of IBM.

Rights

Except as expressly granted in this permission, no other permissions, licenses or rights are granted, either express or implied, to the publications or any information, data, software or other intellectual property contained therein.

IBM reserves the right to withdraw the permissions granted herein whenever, in its discretion, the use of the publications is detrimental to its interest or, as determined by IBM, the above instructions are not being properly followed.

You may not download, export or re-export this information except in full compliance with all applicable laws and regulations, including all United States export laws and regulations.

IBM MAKES NO GUARANTEE ABOUT THE CONTENT OF THESE PUBLICATIONS. THE PUBLICATIONS ARE PROVIDED "AS-IS" AND WITHOUT WARRANTY OF ANY KIND, EITHER EXPRESSED OR IMPLIED, INCLUDING BUT NOT LIMITED TO IMPLIED WARRANTIES OF MERCHANTABILITY, NON-INFRINGEMENT, AND FITNESS FOR A PARTICULAR PURPOSE.

IBM Online Privacy Statement

IBM Software products, including software as a service solutions, ("Software Offerings") may use cookies or other technologies to collect product usage information, to help improve the end user experience, to tailor interactions with the end user or for other purposes. In many cases no personally identifiable information is collected by the Software Offerings. Some of our Software Offerings can help enable you to collect personally identifiable information. If this Software Offering uses cookies to collect personally identifiable information, specific information about this offering's use of cookies is set forth below.

This Software Offering does not use cookies or other technologies to collect personally identifiable information.

If the configurations deployed for this Software Offering provide you as customer the ability to collect personally identifiable information from end users via cookies and other technologies, you should seek your own legal advice about any laws applicable to such data collection, including any requirements for notice and consent.

For more information about the use of various technologies, including cookies, for these purposes, See IBM's Privacy Policy at <http://www.ibm.com/privacy> and IBM's Online Privacy Statement at <http://www.ibm.com/privacy/details> the section entitled "Cookies, Web Beacons and Other Technologies" and the "IBM Software Products and Software-as-a-Service Privacy Statement" at <http://www.ibm.com/software/info/product-privacy>.

Bibliography

This bibliography lists all of the publications in the IMS Version 13 library, supplemental publications, publication collections, and accessibility titles cited in the IMS Version 13 library.

Title	Acronym	Order number
<i>IMS Version 13 Application Programming</i>	APG	SC19-3646
<i>IMS Version 13 Application Programming APIs</i>	APR	SC19-3647
<i>IMS Version 13 Commands, Volume 1: IMS Commands A-M</i>	CR1	SC19-3648
<i>IMS Version 13 Commands, Volume 2: IMS Commands N-V</i>	CR2	SC19-3649
<i>IMS Version 13 Commands, Volume 3: IMS Component and z/OS Commands</i>	CR3	SC19-3650
<i>IMS Version 13 Communications and Connections</i>	CCG	SC19-3651
<i>IMS Version 13 Database Administration</i>	DAG	SC19-3652
<i>IMS Version 13 Database Utilities</i>	DUR	SC19-3653
<i>IMS Version 13 Diagnosis</i>	DGR	GC19-3654
<i>IMS Version 13 Exit Routines</i>	ERR	SC19-3655
<i>IMS Version 13 Installation</i>	INS	GC19-3656
<i>IMS Version 13 Licensed Program Specifications</i>	LPS	GC19-3663
<i>IMS Version 13 Messages and Codes, Volume 1: DFS Messages</i>	MC1	GC19-4240
<i>IMS Version 13 Messages and Codes, Volume 2: Non-DFS Messages</i>	MC2	GC19-4241
<i>IMS Version 13 Messages and Codes, Volume 3: IMS Abend Codes</i>	MC3	GC19-4242
<i>IMS Version 13 Messages and Codes, Volume 4: IMS Component Codes</i>	MC4	GC19-4243
<i>IMS Version 13 Operations and Automation</i>	OAG	SC19-3657
<i>IMS Version 13 Release Planning</i>	RPG	GC19-3658
<i>IMS Version 13 System Administration</i>	SAG	SC19-3659
<i>IMS Version 13 System Definition</i>	SDG	GC19-3660
<i>IMS Version 13 System Programming APIs</i>	SPR	SC19-3661
<i>IMS Version 13 System Utilities</i>	SUR	SC19-3662

Supplementary publications

Title	Order number
<i>Program Directory for Information Management System Transaction and Database Servers V13.0</i>	GI10-8914
<i>Program Directory for Information Management System Transaction and Database Servers V13.0 Database Value Unit Edition V13R1</i>	GI10-8966
<i>Program Directory for Information Management System Transaction and Database Servers V13.0 Transaction Manager Value Unit Edition V13R1</i>	GI10-9001
<i>IRLM Messages and Codes</i>	GC19-2666

Publication collections

Title	Format	Order number
IMS Version 13 Product Kit	CD	SK5T-8864

Accessibility titles cited in the IMS Version 13 library

Title	Order number
<i>z/OS TSO/E Primer</i>	SA22-7787
<i>z/OS TSO/E User's Guide</i>	SA22-7794
<i>z/OS ISPF User's Guide Volume 1</i>	SC34-4822



Product Number: 5635-A04
5655-DSM
5655-TM2

Printed in USA

GC19-4240-03



Spine information:

IMS Version 13

Messages and Codes, Volume 1: DFS Messages

