

z/VSE Release Migration

Ingo Franzki



Trademarks

The following are trademarks of the International Business Machines Corporation in the United States, other countries, or both.

Not all common law marks used by IBM are listed on this page. Failure of a mark to appear does not mean that IBM does not use the mark nor does it mean that the product is not actively marketed or is not significant within its relevant market.

Those trademarks followed by ® are registered trademarks of IBM in the United States; all others are trademarks or common law marks of IBM in the United States.

For a complete list of IBM Trademarks, see www.ibm.com/legal/copytrade.shtml:

*, AS/400®, e business(logo)®, DBE, ESCO, eServer, FICON, IBM®, IBM (logo)®, iSeries®, MVS, OS/390®, pSeries®, RS/6000®, S/30, VM/ESA®, VSE/ESA, WebSphere®, xSeries®, z/OS®, zSeries®, z/VM®, System i, System i5, System p, System p5, System x, System z, System z9®, BladeCenter®

The following are trademarks or registered trademarks of other companies.

Adobe, the Adobe logo, PostScript, and the PostScript logo are either registered trademarks or trademarks of Adobe Systems Incorporated in the United States, and/or other countries. Cell Broadband Engine is a trademark of Sony Computer Entertainment, Inc. in the United States, other countries, or both and is used under license therefrom.

Java and all Java-based trademarks are trademarks of Sun Microsystems, Inc. in the United States, other countries, or both.

Microsoft, Windows, Windows NT, and the Windows logo are trademarks of Microsoft Corporation in the United States, other countries, or both.

Intel, Intel logo, Intel Inside, Intel Inside logo, Intel Centrino, Intel Centrino logo, Celeron, Intel Xeon, Intel SpeedStep, Itanium, and Pentium are trademarks or registered trademarks of Intel Corporation or its subsidiaries in the United States and other countries.

UNIX is a registered trademark of The Open Group in the United States and other countries.

Linux is a registered trademark of Linus Torvalds in the United States, other countries, or both.

ITIL is a registered trademark, and a registered community trademark of the Office of Government Commerce, and is registered in the U.S. Patent and Trademark Office.

IT Infrastructure Library is a registered trademark of the Central Computer and Telecommunications Agency, which is now part of the Office of Government Commerce.

* All other products may be trademarks or registered trademarks of their respective companies.

Notes:

Performance is in Internal Throughput Rate (ITR) ratio based on measurements and projections using standard IBM benchmarks in a controlled environment. The actual throughput that any user will experience will vary depending upon considerations such as the amount of multiprogramming in the user's job stream, the I/O configuration, the storage configuration, and the workload processed. Therefore, no assurance can be given that an individual user will achieve throughput improvements equivalent to the performance ratios stated here.

IBM hardware products are manufactured from new parts, or new and serviceable used parts. Regardless, our warranty terms apply.

All customer examples cited or described in this presentation are presented as illustrations of the manner in which some customers have used IBM products and the results they may have achieved. Actual environmental costs and performance characteristics will vary depending on individual customer configurations and conditions.

This publication was produced in the United States. IBM may not offer the products, services or features discussed in this document in other countries, and the information may be subject to change without notice. Consult your local IBM business contact for information on the product or services available in your area.

All statements regarding IBM's future direction and intent are subject to change or withdrawal without notice, and represent goals and objectives only.

Information about non-IBM products is obtained from the manufacturers of those products or their published announcements. IBM has not tested those products and cannot confirm the performance, compatibility, or any other claims related to non-IBM products. Questions on the capabilities of non-IBM products should be addressed to the suppliers of those products.


Prices subject to change without notice. Contact your IBM representative or Business Partner for the most current pricing in your geography.

Notice Regarding Specialty Engines (e.g., zIIPs, zAAPs and IFLs):

- § Any information contained in this document regarding Specialty Engines ("SEs") and SE eligible workloads provides only general descriptions of the types and portions of workloads that are eligible for execution on Specialty Engines (e.g., zIIPs, zAAPs, and IFLs). IBM authorizes customers to use IBM SE only to execute the processing of Eligible Workloads of specific Programs expressly authorized by IBM as specified in the "Authorized Use Table for IBM Machines" provided at http://www.ibm.com/systems/support/machine_warranties/machine_code/aut.html ("AUT").
- § No other workload processing is authorized for execution on an SE.
- § IBM offers SEs at a lower price than General Processors/Central Processors because customers are authorized to use SEs only to process certain types and/or amounts of workloads as specified by IBM in the AUT.

Agenda


- § **Overview**
- § **Status information**
 - z/VSE, z/VM
 - Server & storage support
- § **Hardware upgrades & migration**
- § **z/VSE service terms**
- § **Service deliverables**
- § **Ordering products and service**
 - How to find available APARs / PTFs
 - How to apply electronic PTFs
- § **Migration tasks**
 - Planning
 - Fast Service Upgrade (FSU)
 - Initial Installation
 - Post migration tasks
- § **Data migration after upgrade**
- § **Service recommendation**



Overview

§ Hardware Migration

- New System z box
- Add more capacity (processors, capacity setting)
IBM = Install Bigger Machine J
- New disks, tapes, cards, etc
- Move to a new datacenter



§ Software Migration

- New z/VSE release or version
- New z/VM release or version
- New (homegrown or purchased) Application
- Add new or additional workload
- Update the service level (apply PTFs)



z/VSE & z/VM Release Status

à z/VSE: <http://www.ibm.com/systems/z/os/zvse/about/status.html#vse>

Supported releases				
Version.Release	Date available	Withdrawal from Marketing effective	Withdrawal from Service effective	Minimum z/VM level (1)
z/VSE V5.1	11/25/2011 Announcement	TBD	TBD	z/VM V5.4
z/VSE V4.3	11/26/2010 Announcement	06/25/2012 Announcement	05/31/2014 Announcement	z/VM V5.2



Note (1): The minimum z/VM level applies when z/VSE is running as a guest under z/VM. In some cases, the minimum level of z/VM may not be supported. For information on the service status of z/VM, please refer to the [z/VM web site](#).

à z/VM: <http://www.vm.ibm.com/techinfo/lpmigr/vmleos.html>

VM End of Service Effective Dates (mm/dd/yyyy)				
z/VM Product	Release	EOS (mm/dd/yyyy)	GA Date	EOS Announced (mm/yyyy)
z/VM (5741-A07)	V6.2.0	04/30/2015	12/02/2011	10/12/2011
z/VM (5741-A07)	V6.1.0	04/30/2013	10/23/2009	10/2009 in z/VM V6.1 announcement.
z/VM (5741-A05)	V5.4.0	12/31/2014, or until the z9 EC and z9 BC are withdrawn from support, whichever is later.	09/12/2008	Revised on August 7, 2012 (prior to this announcement, EOS was 09/30/2013)



z/VSE Server Support

à <http://www.ibm.com/systems/z/os/zvse/about/status.html#server>

z/VSE server support		
IBM System z, zSeries and S/390 Server	z/VSE V5.1	z/VSE V4.3
IBM zEnterprise EC12	Yes	Yes
IBM zEnterprise 114	Yes	Yes
IBM zEnterprise 196	Yes	Yes
IBM zEnterprise BladeCenter Extension (zBX) - IEDN Support	Yes (1,2)	Yes (2)
IBM System z10 BC	Yes	Yes
IBM System z10 EC	Yes	Yes
IBM System z9 EC (formerly z9-109)	Yes	Yes
IBM System z9 BC	Yes	Yes
zSeries 990, 890	No	Yes
zSeries 900, 800	No	Yes
S/390 Parallel Enterprise Server G5/G6	No	No
S/390 Multiprise 3000	No	No

Note (1): z/VSE V5.1 can participate in an IEDN through OSA-Express for zBX devices (LPAR or z/VM guests).

Note (2): V4.3 and V5.1 can transparently participate in an IEDN through a z/VM VSWITCH. This requires z/VM V6.1 or later.

Note: Before migrating your z/VSE system to a newer server, please order the corresponding [PSP bucket](#).

Note: Server names shown in red are no longer supported by IBM, or a end of support date has been announced.

For older and unsupported release, please see here:
<http://www.ibm.com/systems/z/os/zvse/about/statusold.html#server>



z/VSE Storage Support



à <http://www.ibm.com/systems/z/os/zvse/about/status.html#storage>

IBM Disk Storage Systems	Attachment	z/VSE V5.1	z/VSE V4.3
IBM TotalStorage Enterprise Storage Server model 750, 800 and 800 Turbo	ECKD	Yes	Yes
	SCSI (FCP)	Yes	Yes
IBM System Storage DS6000 series	ECKD (1)	Yes	Yes
	SCSI (FCP)	Yes	Yes
IBM System Storage DS8000 series (2,3)	ECKD	Yes	Yes
	SCSI (FCP)	Yes	Yes
IBM System Storage SAN Volume Controller (SVC), including IBM Storwize V7000	SCSI (FCP)	Yes	Yes
IBM XIV Storage System	SCSI (FCP)	Yes	Yes
Parallel Access Volume Feature (PAV)	ECKD	Yes	Yes

Note (1): IBM System Storage DS6000 does not offer ESCON connectivity.

Note (2): Full Disk Encryption is supported by z/VSE 4.1 and later.

Note (3): SSD (Solid State Disk) is supported by z/VSE 4.1 and later. For performance considerations refer to the [IBM System Storage](#) home page.

Adapter	z/VSE V5.1	z/VSE V4.3
OSA-Express, OSA-Express2, OSA-Express3, OSA-Express4s	Yes	Yes
FICON Express, FICON Express2, FICON Express4, FICON Express8, FICON Express8s	Yes	Yes
Crypto Express2, Crypto Express3	Yes	Yes
Crypto Express4s	Yes	No
PCICA, PCIXCC	Yes	Yes
CP Assist for Cryptographic Function (CPACF)	Yes	Yes

Note: z/VSE supports selected functions or modes. For details please refer to the [z/VSE Planning](#) manual or to the related [announcement letters](#). Additional PTFs might be required.

IBM Tape Storage Systems	Controllers	z/VSE V5.1	z/VSE V4.3
TS1140 (3592 Model E07) Encryption capable	C07, C06	Yes	No
TS1130 (3592 Model E06) Encryption capable	C07, C06	Yes	Yes
TS1120 (3592 Model E05) Encryption capable	C07, C06, J70	Yes	Yes
3592 Model J1A	C06, J70	Yes	Yes
TS3400 Tape Library (Autoloader) containing up to two TS1120 tape drives	C06	Yes	Yes
3590 Model H, E and B	A50, A60	Yes	Yes
3490E	A10, A20	Yes	Yes
3490	A01, A02	Yes	Yes
3480	A22	Yes	Yes

Just announced:
z/VSE 5.1 Additional enhancements:
Support for TS1140

IBM Tape Library Systems	Controllers	z/VSE V5.1	z/VSE V4.3
TS7680 ProtecTIER Deduplication Gateway	C06, tape drives: virtual 3592 J1A	Yes	Yes
TS7700 Virtualization Engine (4)	See info for tape drives.	Yes	Yes
Copy Export Function		Yes	No
Multi-Cluster Grid Support		Yes	No
3494 Virtual Tape Server (VTS)	See info for tape drives.	Yes	Yes
TS3500/3584 UltraScalable Tape Library	J70, C06	Yes	Yes
3494 TotalStorage Tape Library	J70, C06, A60	Yes	Yes

Note (4): When using the TS7700 tape library with z/VM's VGS (VSE Guest Support) you need to install z/VM APAR [VM64657](#)/PTF U32727 (DFSMS/VM).



Hardware Upgrades & Migrations

§ Order related PSP (Preventive Service Package) before migrating to the new hardware

à <http://www.ibm.com/systems/z/os/zvse/support/preventive.html#psp>

– e.g. search for “2827DEVICE” (2827 = zEC12):

1.	Upgrade 2827DEVICE, Subset 2827/ZOS DEVICE 2827	2013-03-13
2.	Upgrade 2827DEVICE Upgrade 2827DEVICE	2013-03-13
3.	Upgrade 2827DEVICE, Subset 2827/ZVM DEVICE 2827	2013-03-07
4.	Upgrade 2827DEVICE, Subset 2827/ZVSE DEVICE 2827	2012-12-07

	DATE	APAR	PTF	VOLID	COMMENTS
6	12/10/26	PM70045	UK82199	1000	OSA/SF VSE IOAC139E AT OSA/SF ST
5	12/10/26	PM73907	UK82285	1000	OSA/SF VSE IOAC139E AT OSA/SF ST
4	12/09/10	PM66334	UK81559	1000	NEW FUNCTION - 42325
3	12/09/07	PM49761	UK81532	1000	NEW FUNCTION 45033
2	12/08/31	DY47406	UD53875	1000	NEW FUNCTION
1	12/08/31	DY47404	UD53871	1000	NEW FUNCTION

§ Concurrent microcode upgrade for IBM System Storage

- z/VSE with the latest service level supports concurrent microcode upgrade for IBM tape and ECKD storage
- z/VSE does not support concurrent microcode upgrade for Fibre-Channel-attached SCSI disks
- Please consult your device documentation for details

§ Recommendation for IBM tape storage:

- z/VSE recommends to take the tape units offline (z/VSE OFFLINE command) prior to the microcode upgrade or use the next maintenance window
- Once the upgrade completed, take the tape units online again (z/VSE ONLINE command)
- Please check with your software vendors (e.g. tape management systems), if they support concurrent microcode upgrade

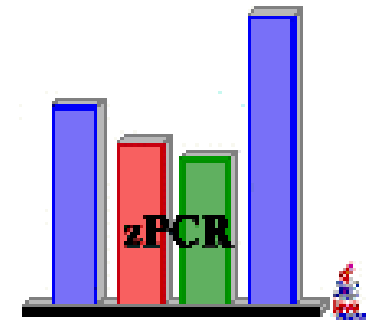
Hardware Sizing and Capacity Planning

§ Sizing a system for z/VSE is different from sizing a system for z/OS

- In general, a faster single CPU is better than multiple smaller CPUs

§ IBM Processor Capacity Reference for System z (zPCR)

- It is designed to provide capacity planning insight for IBM System z processors running various workload environments
- Capacity results are based on IBM's LSPR data supporting all IBM System z processors
- Large System Performance Reference:
<http://www.ibm.com/systems/z/advantages/management/lspr/>
- For VSE use z/VSE workloads Batch, Online or Mixed
- <http://www.ibm.com/support/techdocs/atmastr.nsf/WebIndex/PRS1381>
- 'As is', no official support, e-mail to zpcr@us.ibm.com



§ A z/VSE Capacity Planning Offering is now available

- Available for Business Partners and Customers
- Performance data collection is based on a new version of the CPUMON Tool
- Analysis is done using zCP3000
- Contact techline@us.ibm.com and ask for z/VSE Capacity Planning Support



Some Terms and Definitions



§ Version / Release / Modification Level

- z/VSE 5.1.1 = Version 5, Release 1, Modification Level 1
- Version and Release start counting at 1
- Modification Level starts counting at 0
 - At GA of a new Version or Release, the Modification Level is zero
 - z/VSE 5.1 GA = z/VSE 5.1.0

§ Refresh or Refresh Level

- Same as a new Modification Level
 - e.g. z/VSE 5.1.1 is a Refresh of z/VSE 5.1(.0)
- When you order z/VSE you always get the newest Refresh Level
- SPE = Small Programming Enhancement (usually as part of a Refresh)

§ GA Version (GA = Globally Available)

- The service level at the time the Version or Release becomes available
- Usually no PTFs applied (vanilla system)

§ PTF-1

- A set of PTFs that are already available at the time of GA
- Fixes problems that have been found between shipment to the distribution centers, and GA
- It is strongly recommended to order and apply those PTFs right after or during migration!

Some Terms and Definitions - continued



§ HIPER = High Impact or Pervasive APAR

- An APAR that was flagged as especially important
 - Data loss, integrity
 - Device or hardware specific

§ PSP bucket = Preventive Service Planning

- PSP buckets contain [all HIPER PTFs](#)
 - For a specific set of products or components
 - On a given z/VSE refresh level
- <http://www14.software.ibm.com/webapp/set2/psearch/search?domain=psp>

§ RSL = Recommended Service Level

- Fills the gap between z/VSE refresh levels and the HIPER service (PSP buckets)
- An RSL consists of a list of ALL APAR/PTF numbers, not only the HIPER service.
 - which are available at specific cutoff dates
- RSLs are updated more frequently than refreshes
- <http://www-03.ibm.com/systems/z/os/zvse/support/preventive.html#rsl>

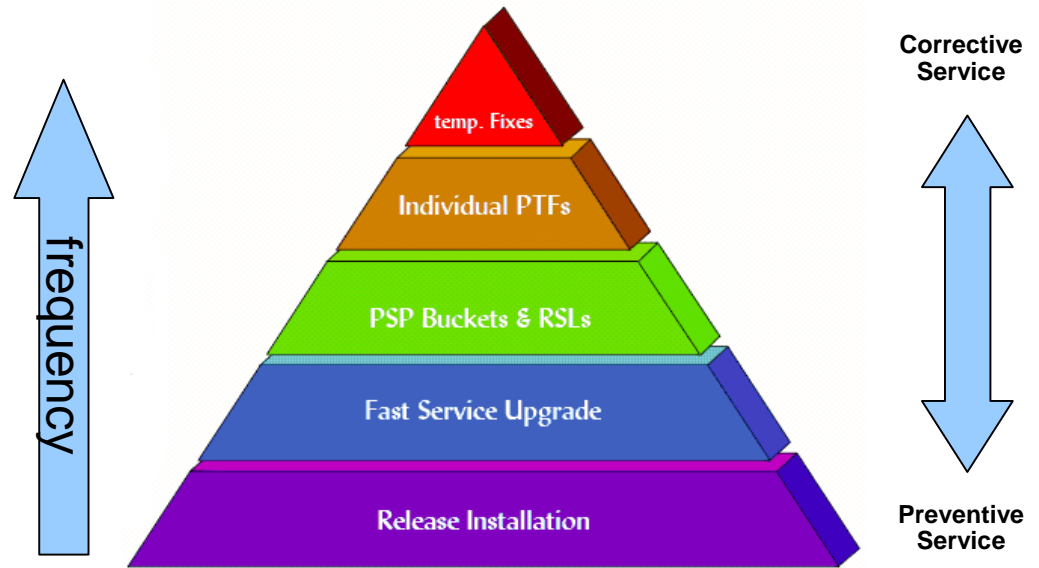
§ Installed Software Report Tool (ISR Tool)

- To be used with Shopz service orders
- Report contains a list of products and PTFs that are already installed on your system
 - MSHP RETRACE PRODUCT and RETRACE PTFs
 - Allows Shopz to ship only those PTFs that are not applied

z/VSE Service Deliverables

Priority 1: Stay on a supported level

- à Make sure that your system is always on a **supported level** to get help and support from IBM when you need it
- à Plan ahead sufficient time for release or version upgrade and for PTF installation
- à Consult your **software vendors** for upgrades and specific information



	Refresh	RSL	PSP	PTF
What is it	Complete Product (includes all PTFs)	List of ALL PTFs at a cut off day	List of selected PTFs (HIPER)	Official Fix for a code problem (APAR)
When is it available	Every 6-12 Month, usually for the newest release	Every 2-3 Month	Is constantly kept up to date	Will be created when a fix is available
When should it be installed	For base install or Fast Service Upgrade (FSU)	Preventive to stay on an current level	After a refresh installation and preventive to avoid HIPER problems	To fix a certain problem



Ordering Products and Service

§ Order a new z/VSE System or a Refresh

- You get 2 (or 3) tapes (as AWS images)
 - z/VSE Base Tape
 - z/VSE Extended Base Tape
 - (DB2 Help Texts)
- For Base Install
- Or Fast Service Upgrade (FSU)

§ Order Optional Products

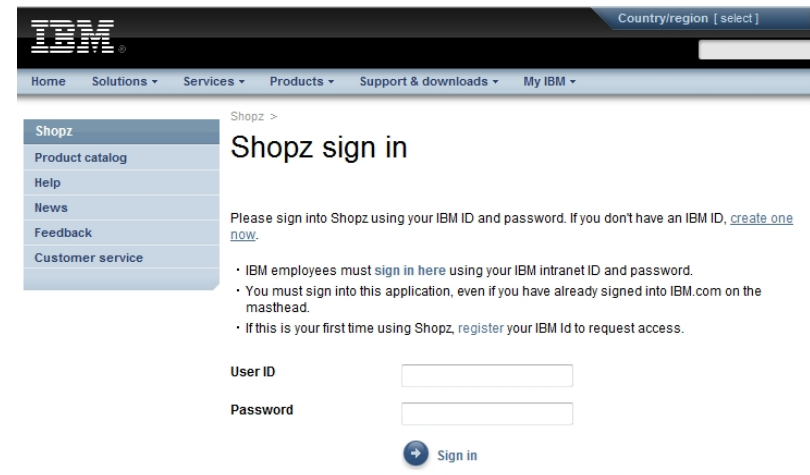
- You get 1 to N stacked tapes (as AWS images)
- To be installed through Interactive Interface dialogs

§ Order APARs, PTFs, RSLs, PSPs

- You get a set of PTFs
- As binary file with LRECL 80 (most likely zipped to save download time)
- Apply via Interactive Interface dialogs
 - Through PTF.FILE (IJSYSPF)
 - Or VTAPE

IBM Shopz:

<http://www.ibm.com/software/shopzseries>



Country/region [select]

Home Solutions Services Products Support & downloads My IBM

Shopz

Product catalog

Help

News

Feedback

Customer service

Shopz >

Shopz sign in

Please sign into Shopz using your IBM ID and password. If you don't have an IBM ID, [create one now](#).

- IBM employees must sign in here using your IBM intranet ID and password.
- You must sign into this application, even if you have already signed into IBM.com on the masthead.
- If this is your first time using Shopz, register your IBM ID to request access.

User ID

Password

Information about APARs and PTFs



à <http://www.ibm.com/systems/z/os/zvse/support/corrective.html>

Service and support

Introduction
Preventive
Corrective
Problem Mgmt.

- General
- **Advanced functions (AF)**
- VSAM
- POWER
- Interactive interface & ICCF
- REXX
- CICS Transaction Server
- VSE Connectors
- TCP/IP
- DL/I
- Language Environment (LE)
- VSE VTAPE

[z/VSE V5.1](#) | [z/VSE V4.3](#) | [Unsupported releases](#)

Latest VSE/AF 9.1 APARs for z/VSE V5.1

Last update: Feb 4, 2013

APAR Date	PTF	Contents
DY47442 2012/12/19	UD53919-51C UD53920-51J	MSG0E02D with tape hardware encryption enabled.
DY47419 2012/12/17	UD53915-51C UD53917-51J UD53916-51G	64 bit I/O support.
DY47443 2012/11/19	UD53914-51C	Running TS7700 a WAITFEC may occur trying to write MSGAOMAP10I.

<http://www14.software.ibm.com/webapp/set2/psearch/search?domain=sysz>

Technical help database

for System z

Search

Search for:

Sort by:

Hits per doc type:

[→ Search tips](#)

[→ Start a new search](#)

Document types

| - | □

All

- APARs
- FAQs
- Product information
- Education
- Technotes

- Flashes
- Preventive service planning
- Redbook abstracts
- Solutions
- White papers

Recommended Service Levels and PSP Buckets



PSP Buckets

§ <http://www.ibm.com/systems/z/os/zvse/support/preventive.html#psp>

§ e.g. search for “ZVSE510” or “ZVSE431”

	Modified	DATE	SUBSET ALTERED	COMMENTS
1-10 of 41 results Next →				
1. Upgrade ZVSE510. Subset IBMLANG/51K LE/VSE BASE Version 1, Release 4, Modification 8	2013-02-22	34 13/02/22	IBMLANG/51K	SECTION 4, ADDED ITEM 9 PM81989 UK91611
2. Upgrade ZVSE510 VERSION 5, RELEASE 1, MODIFICATION LEVEL 0 of z/VSE	2013-02-22	33 13/02/21	ZVSE/51C	SECTION 4, ADDED ITEM 24 DY47454 UD53929
3. Upgrade ZVSE510. Subset ZVSE/51C VSE Central Functions Version 9, Release 1, Modification 0	2013-02-21	32 13/02/08	ZVSE/51C	SECTION 4, ADDED ITEM 25 DY47454 UD53928
		31 12/12/21	ZVSE/51C	SECTION 4, ADDED ITEM 23 DY47452 UD53927
		30 12/12/11	ZVSE/51C	SECTION 4, ADDED ITEM 21 DY47447 UD53922
		29 12/11/30	IBMLANG/51K	SECTION 4, ADDED ITEM 22 DY47446 UD53921
			IBMLANG/51K	SECTION 4, ADDED ITEM 20 DY47391 UD53846
			IBMLANG/51K	SECTION 4, ADDED ITEM 6 PM74318 UK82386
			IBMLANG/51K	SECTION 4, ADDED ITEM 7 PM73473 UK82153
			IBMLANG/51K	SECTION 4, ADDED ITEM 8 PM73461 UK82432

Recommended Service Levels (RSLs)

§ <http://www.ibm.com/systems/z/os/zvse/support/preventive.html#rsl>

Service recommended for	PTF Order List	Cutoff Date
z/VSE 5.1.1	Base Products PTFs 511B	Feb 21, 2013
	Optional Prod. PTFs 511O	
z/VSE 5.1.0	Base Products PTFs 510B	Apr 26, 2012
	Optional Prod. PTFs 510O	
z/VSE 4.3.1	Base Products PTFs 431B	Feb 27, 2013
	Optional Prod. PTFs 431O	
z/VSE 4.3.0	Base Products PTFs 430B	Jul 31, 2011
	Optional Prod. PTFs 430O	

z/VSE base Products - 5.1.1

DITTO/ESA VERSION 1.3.0
UK83522 UK90849

EREP 3.5.0
UD53865

ICKDSF 1.17.0
UK80501 UK83486

CICS Transaction Server 1.1.1
UK78709 UK78948 UK79112 UK79207 UK79461 UK80481 UK80890 UK82547
UK82875 UK83817 UK90172 UK91154

ACF/VTAM VERSION 4.2.0
UD53851

VSE Central Functions 9.1.0

- VSE/SP Unique Code
UK82628 UK91190

- § Copy & Paste the entire PTF order list into ShopZ
- Don't worry about the text around, ShopZ will filter out anything that's not a PTF number



IBM Subscription Services

à Get notified when APARs are closed

<https://www-947.ibm.com/systems/support/myview/subscription/css.wss/folders?methodName=listMyFolders>

My notifications
for IBM technical support

My subscriptions Subscribe My defaults Help

You are subscribing to the following

- APAR tracking
- COMPONENT ID - 5686CF906 - VSE/AF MACROS

Fields marked with an asterisk (*) are required.

Options

Subscription name:*
Component ID 5686CF906

Notify me by

Email
 Daily email Weekly email
 Plain text email Html email

Delivery to this folder

Delivery via syndication feed (RSS,Atom)
[What is this?](#)

Save in existing or new folder:

Existing folder name:*
Migrated APAR Subscriptions

New folder name:*

Delivery to this folder

Delivery via syndication feed (RSS,Atom)
[What is this?](#)

Desired severity *

Notify me on all changes
 Highly Pervasive (HIPER)
 PTF in Error (PE)

Submit **Cancel**

My notifications
for IBM technical support

My subscriptions Subscribe My defaults

You are subscribing to the following

- System z
- z/VSE family

Fields marked with an asterisk (*) are required.

Options

Subscription name:*
z/VSE family

Save in existing or new folder:

Existing folder name:*
z/VSE

New folder name:*

Delivery to this folder

Delivery via syndication feed (RSS,Atom)
[What is this?](#)

DY474

A fix is available

[Obtain the fix for this APAR](#)

Subscribe

You can track a fix for this APAR

Notify me via

Daily email Weekly email
 Plain text email

Delivery to this folder

Delivery via syndication feed (RSS,Atom)
[What is this?](#)

Ordering PTFs using IBM Shopz

<http://www.ibm.com/software/shopzseries>

The screenshot illustrates the final steps of ordering PTFs through the IBM Shopz interface. It shows a 'Step 5 of 5 Review and submit' window, a 'Download U01211917 - My Test Order' window with a progress bar, and an 'Order contents' table. A callout bubble highlights that the downloaded ZIP file contains 'Shiptfts.bin (BINARY, LRECL 80 MSHP PTF data)'.

Order contents	
PTFs	UK76430 UK78943
Include requisites	Yes

Applying electronic PTFs

à <http://www.ibm.com/systems/z/os/zvse/documentation/edelivery.html#eptf>



§ Using upload (TCP/IP FTP or IN\$FILE)

- Upload this file into PTF.FILE (IJSYSPF) in BINARY with LRECL 80
- Apply service using the Interactive Interface dialog (1423)
 - Service Medium is DISK

§ Using VTAPE

- Rename Shiptfs.bin to Shiptfs.[ptf](#)
- Apply service using the Interactive Interface dialog (1423)
 - Service Medium is TAPE
 - Select to use virtual tape
 - On panel UTL\$VTA2 specify the IP address or hostname of your PC or workstation (where the VSE Virtual Tape Server runs)
 - Also specify the full qualified path and file name of the shiptfs.ptf file where it resides on your PC or workstation

§ PTF files should NOT be transferred directly to the z/VSE system (POWER reader), because

- PRE- and CO-requirements may not be fulfilled due to wrong order of PTFs, CO-requirements will not work at all
- POWER JECL included in the data part of the PTFs will be processed while running the job
 - This leads to modified contents of the PTF and also might cause the code to be incomplete
- Missing POWER JECL in the PTF file causes POWER to extract VSE JOB cards, this also leads to modified contents of the PTF and may also be incomplete due to job termination
- No indirect application possible

Migration tasks

§ Planning for a migration

- Order latest updates, Products, PTFs, RSLs, PSPs, etc
- Order latest Vendor products and updates
- Consider system layout changes (if needed)
- Performance
 - Activate a performance monitor
 - Keep monitor data from old and new system for an extended time frame
- Testing
 - Make sure test systems are available to test the migration first
 - Plan for an extended testing phase
 - Test your applications, your data, performance
 - Test with high load, with lots of users, lots of data, etc
- Plan for final cutover
 - Data migration (reorganization, reformat, etc)
 - Keep an old system just in case (as backup or live)
- Plan for fallback
 - Make sure you have a proper backup available
 - Migrating data back might be tricky, if new features have been used on new system



Migration tasks - continued

§ Fast service Upgrade (FSU)

- FSU will update IBM provided parts like
 - System Libraries
 - ICCF members
 - System Files (e.g. Online Message Explanation (OME))
- But keep all user data, applications and products installed




§ Initial Installation

- Initial Installation will just establish the z/VSE system
- User data, applications and additional products need to be reestablished
- Usually Initial Installation is done on a test system (LPAR or VM guest)

§ Situations when an Initial Installation is required:

- Previous system is too old, In general FSU allows to upgrade only two releases/versions.
- No FSU from VSE/ESA 2.3 and earlier.
- Change of system disk architecture, like switching from ECKD to FBA SCSI.
- Change of the system language (actually only Japanese and English is supported)
- Change of environment like change to C (big). However this can be switched manually after FSU.

Performing a Fast Service Upgrade (FSU)



§ FSU requires a z/VSE base tape

- On physical cartridge
- As VSAM VTAPE (use FTP to upload AWS file into a VSAM ESDS cluster)

§ Checklist for FSU

- PRD2.SAVE contains all current startup procedures, label procedures, current DTSECTAB
 - especially procedures with same name as shipped procedures
- PRD2.CONFIG contains all configurable files like CICS tables, TCPIP configuration, VTAM startup
- Check if own POWER phase and allocation
 - specify accordingly in FSU dialog. DTRPOWR.PROC refers to all POWER files? Run POWER generation at the end of Stage 1
- Consider to establish startup with separate JCL procedures without activating vendor software, especially with external security manager


§ Downlevel Check

- This is an installation check showing service to be re-installed after FSU
- Does not change the system
- Makes no sense in case of a release/version upgrade, but important for installing a refresh

§ FSU Preparation

- This step is very important!
- Establishes the new FSU code and enables it on the old system
- **AFTER Preparation has been completed, generate the FSU job stream**
 - If you generate it before, then it will not work

Performing a Fast Service Upgrade (FSU) - continued



§ FSU Installation

– Stage 1:

- IJSYSRS onto SYSWK1 including NLS parts
- PRD1.MACLIB
- PRD2.GEN1 (optional will be cleared if not selected)
- Prepare JCL for Stage 2
- At the end of Stage1 generate POWER phase

– Re-IPL from SYSWK1

- Using a special FSU JCL and normal IPL procedure
- OEM products are not started


– Stage 2:

- Restore ICCF parts, base and NLS (IBM libraries only)
- Install of PRD2.SCEEBASE (LE) and PRD1.BASE (CICS, VTAM, etc)
- Refresh OME
- Refresh Text Repository File, upgrade CSD
- Clear local and global catalog for a so called ice-cold start of CICS
- Install DB2 (optional)
- Reorganize DTSTFILE (optional)
- Copy back IJSYSR1

– Stage 2 runs without CICS, TCPIP, VTAM

- at the end basic CICS and VTAM are started

Performing a Fast Service Upgrade (FSU) - continued



§ Post FSU tasks

- Update your default selection panels and your default application profiles
- Shutdown the system and re-IPL from DOSRES
- Re-catalog or recompile your modified configuration members using the new skeletons
 - Startup procedures
 - VTAM books
 - CICS tables
 - LE/VSE runtime options CEEDOPT and CEEWCOPT
 - Node error and auto install programs
 - etc.
- Re-install optional and extended base products
- Re-install vendor products or install service
- Install RSL and PSP
- Generate SA Dump disk or tape
- Migrate to the new Security concept (if not already done)

§ For additional information please see

- System Upgrade and Service manual
- Program Directory

Performing an Initial Installation

§ Initial Installation requires a physical z/VSE base tape on cartridge (IPL'able)

- VTAPE is not supported
- You may need to copy the base tape from AWS (VTAPE) onto a physical tape

§ IPL the z/VSE base tape

- Initial Installation will start
- Choose automatic install and enter required information
- Remaining process runs mainly automatic

§ After Initial Installation, optional and vendor products must be installed

- Startup procedures and hardware must be configured
- VSAM catalogs and data must be established
- POWER Files must be loaded
- CSD File needs to be updated
- DTSFILE (ICCF) user libraries restore
- DB2 and DLI data if available, install and restore database
- Security setup (IESCNTL and BSTCNTL)
- Other data must be restored or imported
- Generate SA Dump disk or tape



Post Migration Tasks



§ SA Dump

- Generate SA dump to disk (recommended) or tape
- IUI dialog fast path 461 or 462

§ Dump Library


- Dump library is now a VSAM library (since z/VSE 5.1), which is more flexible in space
- Space is allocated in master catalog
- Space allocation is dependent on environment selected
- FSU will not move, if wished moving to VSAM can be done using skeleton SKDMPEXT

§ Install latest PTFs, RSLs, PSPs, Vendor product updates, etc

§ Verification and Test

- Check your security setup
- User Profiles
- Check VSAM catalogs using the catalog checker
- Test applications

Data Migration after Upgrade



§ VSAM (not required for FSU, but recommended)

- VSAM Backup/Restore
- VSAM catalogs with EXPORT-DISCONNECT and IMPORT-CONNECT
- Please carefully check definition of models used for workfiles on other disks than DOSRES or SYSWK1
- Entire catalogs can also be copied using Flashcopy
 - For each catalog, all disks where it owns space has to be flashed
 - Be aware that disks have to have same model type, e.g. 3390-3.


§ Other data

- Entire disks can be copied using:
 - FCOPY
 - IXFP Flashcopy
 - DDR

§ Copy of system disks

- For the two system disk, make sure in case of DDR that the system is down
- For FCOPY standalone-FCOPY is recommended for the system packs
- If the master catalog or VSESPUC catalog have storage on disks other than DOSRES or SYSWK1, these volumes also have to be saved

Data Migration after Upgrade - continued



§ POWER

- Migration with POFFLOAD on a tape (VTAPE)
- Shared Spool
 - Conversion of POWER files is not recommended, POFFLOAD and cold start from the master system is recommended


§ CICS CSD File

- FSU and Initial Installation will update/establish IBM provided groups
- User definitions might have to be migrated

§ Databases

- DLI
 - Take data base backups
 - Data base can also be migrated
 - Be aware of different releases, DLI 1.10 on CICS/VSE and DL/I 1.11 are no longer supported (z/VSE 4.3.x and higher). Migration to DL/I 1.12 is required.
 - Do not use disk copies (DDR or FCOPY) while data base is in use
- DB2
 - Use DB2 Data Restore feature

Data Migration after Upgrade - continued



§ ICCF and DTSFILE

- FSU will update IBM libraries only (1, 2, 50-69)
 - User libraries are untouched
- After Initial Installation user libraries need to be restored
 - Do not migrate IBM libraries !

§ User profiles

- No change to VSE Control File (IESCNTL) during FSU
- Migration with IESBLDUP utility after Initial Installation
 - All user profiles, user defined selections and application definitions will be migrated
 - The VSE Control File of the original System and a Backup of the ICCF DTSFILE is needed
 - After IESBLDUP job, use PF6=GROUPS in dialog „Maintain User Profiles” to update BSTCNTL with user definition

§ Security Files (BSM Control File and DTSECTAB)

- FSU Stage 2 will run without batch security
 - original DTSECTAB phase if saved in PRD2.SAVE is re-established.
 - BSTCNTL is updated (transaction security) by FSU
- Initial installation will establish a fresh BSM Control File
 - all user specific security settings must be migrated using skeleton SKBSTSAV
 - Don't copy this file using VSAM REPRO or similar
 - DTSECTAB has to be re-established

Service Recommendations

à It is essential to have a **preventive maintenance strategy**

§ Install the latest refresh

- About every 12 Month

§ If you are on a current refresh level

- Install the newest RSL
 - About every 6 Month
- Install the newest PSP Bucket
 - About every 3 Month
 - Also order the hardware bucket when you install new hardware

§ When migrating to a new z/VSE release or version:

- Order and install the **latest refresh level**
 - Don't use a tape that you already have on the shelf for a long time
- Order and install the **newest RSLs and PSP buckets** for this refresh
- **Optional Products** should be **re-ordered and re-installed** after upgrade
- Products on the **Extended Base tape** should be **re-installed**
- Also consult your **Software Vendors** for their corresponding service levels
- Check **Release Guide** and **Planning** manuals as well as the z/VSE web page for additional considerations
- Have a testing period to make sure everything runs well as it did before
- Order and install the **newest PSP bucket again 2-3 weeks before production** cutover
- Before production cutover **have a fallback plan** in place



Questions ?



THANK YOU