



IBM Systems & Technology Group

z/VM System Limits

WAVV 2011

Bill Bitner bitnerb@us.ibm.com
z/VM Customer Focus and Care

Trademarks

Trademarks

The following are trademarks of the International Business Machines Corporation in the United States and/or other countries. For a complete list of IBM Trademarks, see www.ibm.com/legal/copytrade.shtml: AS/400, DBE, e-business logo, ESCO, eServer, FICON, IBM, IBM Logo, iSeries, MVS, OS/390, pSeries, RS/6000, S/30, VM/ESA, VSE/ESA, Websphere, xSeries, z/OS, zSeries, z/VM

The following are trademarks or registered trademarks of other companies

Lotus, Notes, and Domino are trademarks or registered trademarks of Lotus Development Corporation
Java and all Java-related trademarks and logos are trademarks of Sun Microsystems, Inc., in the United States and other countries
LINUX is a registered trademark of Linus Torvalds
UNIX is a registered trademark of The Open Group in the United States and other countries.
Microsoft, Windows and Windows NT are registered trademarks of Microsoft Corporation.
SET and Secure Electronic Transaction are trademarks owned by SET Secure Electronic Transaction LLC.
Intel is a registered trademark of Intel Corporation
* All other products may be trademarks or registered trademarks of their respective companies.

NOTES:

Performance is in Internal Throughput Rate (ITR) ratio based on measurements and projections using standard IBM benchmarks in a controlled environment. The actual throughput that any user will experience will vary depending upon considerations such as the amount of multiprogramming in the user's job stream, the I/O configuration, the storage configuration, and the workload processed. Therefore, no assurance can be given that an individual user will achieve throughput improvements equivalent to the performance ratios stated here.

IBM hardware products are manufactured from new parts, or new and serviceable used parts. Regardless, our warranty terms apply.

All customer examples cited or described in this presentation are presented as illustrations of the manner in which some customers have used IBM products and the results they may have achieved. Actual environmental costs and performance characteristics will vary depending on individual customer configurations and conditions.

This publication was produced in the United States. IBM may not offer the products, services or features discussed in this document in other countries, and the information may be subject to change without notice. Consult your local IBM business contact for information on the product or services available in your area.

All statements regarding IBM's future direction and intent are subject to change or withdrawal without notice, and represent goals and objectives only.

Information about non-IBM products is obtained from the manufacturers of those products or their published announcements. IBM has not tested those products and cannot confirm the performance, compatibility, or any other claims related to non-IBM products. Questions on the capabilities of non-IBM products should be addressed to the suppliers of those products.

Prices subject to change without notice. Contact your IBM representative or Business Partner for the most current pricing in your geography.

References in this document to IBM products or services do not imply that IBM intends to make them available in every country.

Any proposed use of claims in this presentation outside of the United States must be reviewed by local IBM country counsel prior to such use.

The information could include technical inaccuracies or typographical errors. Changes are periodically made to the information herein; these changes will be incorporated in new editions of the publication. IBM may make improvements and/or changes in the product(s) and/or the program(s) described in this publication at any time without notice.

Any references in this information to non-IBM Web sites are provided for convenience only and do not in any manner serve as an endorsement of those Web sites. The materials at those Web sites are not part of the materials for this IBM product and use of those Web sites is at your own risk.

Permission is hereby granted to SHARE to publish an exact copy of this paper in the SHARE proceedings. IBM retains the title to the copyright in this paper, as well as the copyright in all underlying works. IBM retains the right to make derivative works and to republish and distribute this paper to whomever it chooses in any way it chooses.

Agenda

- **Describe various limits**
 - Architected
 - Supported
 - Consumption
 - Latent
- **Show how to keep tabs on consumables**
- **Discuss limits that may be hit first**

Limits

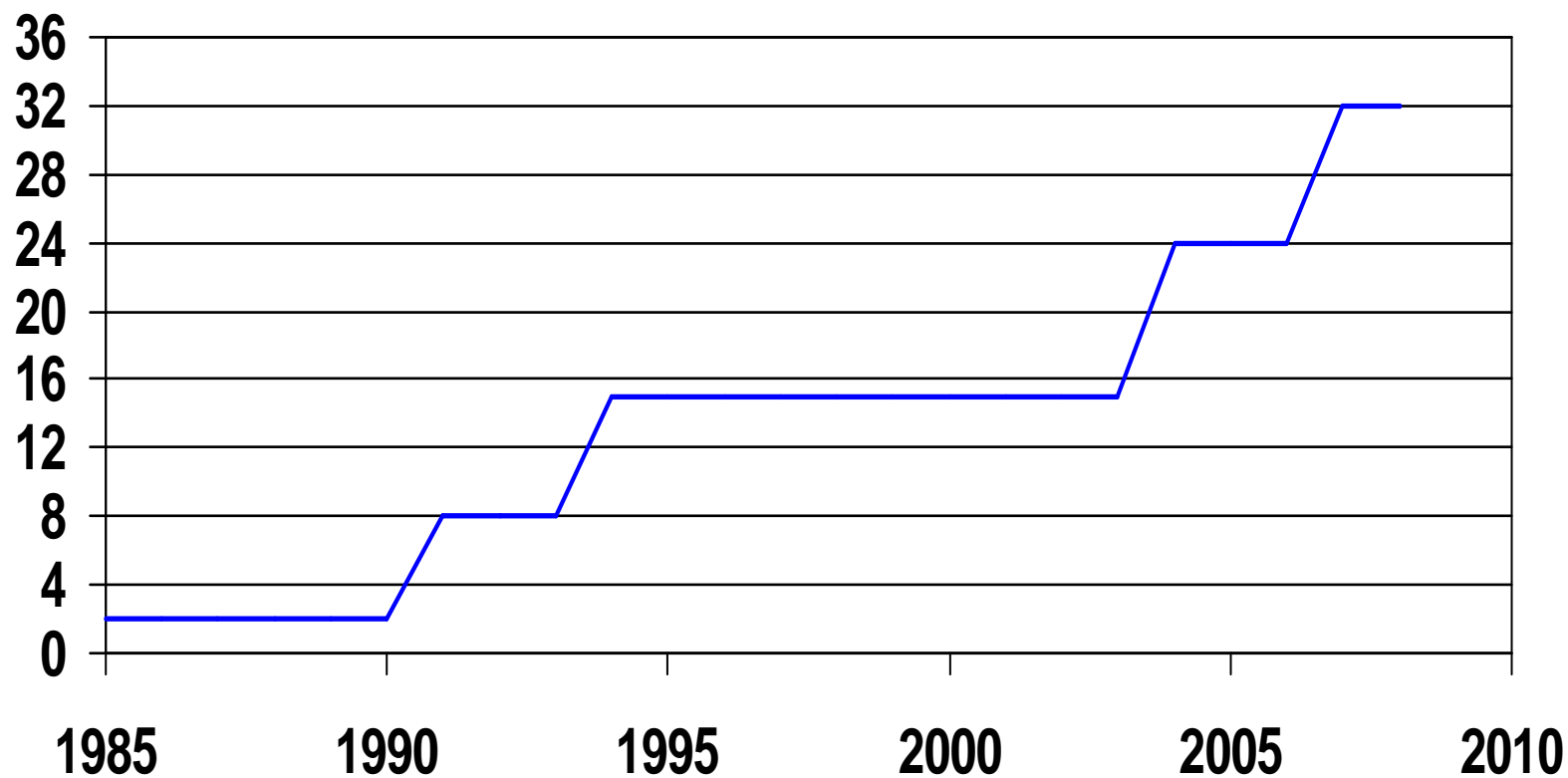
- **Processors**
- **Memory**
- **I/O**
- **Others**
- **Latent limits**
- **Additional Disclaimer**
 - This presentation looks at individual limits, it is quite possible that you will hit one limit before you hit the next. We do it this way to help illustrate which limits Development will address first, but then to set expectations as to how much greater can one run before hitting that next limit.
 - This presentation talks about limits that are some times beyond the supported limits. This is meant to let the audience know what IBM did to determine where the supported limited should be and why it is the supported limit. It is not meant to imply it is safe to run up to that limit or that IBM knows everything that will go wrong if you do. So please stay at or below the supported limit.

Processors

- **Processors (architected): 64**
 - Includes all engine types (CP, zAAP, zIIP, IFL...)
- **Processors (hardware):**
 - z9: 54
 - z10: 64
 - z196: 80
- **Logical processors (unsupported): 64 (z10 EC); 54 (z9 EC)**
- **Logical processors in z/VM partition (support statement): 32**
- **Master processor (architected): 1**
 - 100%-utilized master is the issue
 - z/VM will elect a new master if master fails
- **Virtual processors in single virtual machine (architected): 64**
 - But $N_{\text{Virtual}} > N_{\text{Logical}}$ is not usually practical
- **Number of partitions: 60 (z9 through z196)**

Processor Scaling

Number of Supported Processors



Processors: FCX100 CPU

FCX100 Run 2007/09/06 14:00:28

CPU

General CPU Load and User Transactions

From 2007/09/04 09:07:00

To 2007/09/04 10:00:00

For 3180 Secs 00:53:00

CPU 2094-700

z/VM V.5.3.0 SLU 0701

CPU Load										Vector Facility		Status or		
PROC	TYPE	%CPU	%CP	%EMU	%WT	%SYS	%SP	%SIC	%LOGLD	%VTOT	%VEMU	REST	ded.	User
P00	IFL	16	2	14	84	2	0	84	16	
P15	IFL	18	2	16	82	1	0	80	18	
P14	IFL	18	2	16	82	1	0	80	18	
P13	IFL	18	2	16	82	1	0	80	18	
P12	IFL	18	2	16	82	1	0	81	18	
P11	IFL	18	2	17	82	1	0	80	19	
... truncated ...														

1. $T/V \sim 18/16 = 1.13$ a little CP overhead here
2. Master does not seem unduly burdened

Processors: FCX144 PROCLOG

Interval	C P	U Type	<---- Percent Busy ---->				<--- Rates per Sec.--->				<----- PLDV ----->				
			Total	User	Syst	Emul	Inst Siml	DIAG	SIGP	SSCH	Pct Em-	Mean when	VMDBK Mastr	VMDBK Stoln	To Mastr
>>Mean>>	0	CP	54.5	53.9	.6	50.4	5608	28.2	1588	155.1	47	1	0	423.5	.1
>>Mean>>	1	CP	61.1	60.7	.5	56.8	6304	30.2	1481	161.5	99	1	421.4	.0
>>Mean>>	2	CP	62.3	61.7	.5	57.7	6444	30.6	1475	160.8	97	1	418.7	.0
>>Mean>>	3	CP	63.9	63.5	.4	59.5	6534	30.0	1453	153.4	99	1	395.8	.0
>>Mean>>	4	CP	58.3	57.7	.6	54.2	5744	27.2	1520	152.1	99	1	442.8	.0
>>Mean>>	5	CP	60.2	59.8	.4	56.2	5860	26.7	1457	141.5	99	1	402.7	.0
>>Mean>>	6	CP	61.8	61.3	.4	57.4	6356	30.6	1552	156.7	99	1	418.9	.0
>>Mean>>	7	CP	60.1	59.7	.4	55.9	6173	30.6	1554	156.3	98	1	413.3	.0
>>Mean>>	.	CP	60.2	59.8	.4	55.9	6128	29.2	1510	154.6	92	1	417.1	.0

Processors: FCX114 USTAT

FCX114 Run 2007/09/06 14:00:28

USTAT

Page 186

wait State Analysis by User

From 2007/09/04 09:07:00

To 2007/09/04 10:00:00

For 3180 Secs 00:53:00

CPU 2094-700

z/VM V.5.3.0 SLU 0701

Userid	%ACT	%RUN	%CPU	%LDG	%PGW	%IOW	%SIM	<-SVM and->										<--%Time spent in-->					Nr of Users
								%TIW	%CFW	%TI	%EL	%DM	%IOA	%PGA	%LIM	%OTH	Q0	Q1	Q2	Q3	E0-3		
>System<	64	1	0	1	0	0	0	83	0	0	0	3	0	0	0	10	1	29	10	57	0	211	
TCPIP	100	0	0	0	0	0	0	0	0	3	0	97	0	0	0	0	3	0	0	0	0	0	
RSCSDNS1	100	0	0	0	0	0	0	0	0	0	0	100	0	0	0	0	0	0	0	0	0	0	
SNMPD	100	0	0	0	0	0	0	0	0	2	0	98	0	0	0	0	2	0	0	0	0	0	
SZVAS001	100	2	0	0	0	0	0	97	0	0	0	0	0	0	0	1	0	3	12	85	0	0	

1. %CPU wait is very low – nobody is starved for engine
2. %TIW is “test idle wait” – we are waiting to see if queue drop happens

Memory – Part 1

■ **Central storage**

- Supported central storage: 256 GB
- Unsupported central storage (maximum LPAR size):
 - z9: 512 GB minus your HSA
 - z10: 1 TB
 - z196: 1TB
- z/VM primitive tests have been run with 1TB

■ **Expanded storage (architected): 16TB**

- z/VM Limit: 128GB supported
 - Up to about 660GB unsupported (depends on other factors)
- See <http://www.vm.ibm.com/perf/tips/storconf.html>

Memory – Part 2

■ **Virtual machine size:**

- Supported/Tested 1 TB (2^{40})
 - Practical limit can be gated by Reorder Processing.
 - Production level performance will require adequate real memory.
- Hardware limits
 - Z196 16TB
 - z10 8TB
 - z9 1TB
 - z990 256GB
 - z900 256GB

Memory – Part 3

- **Active, or instantiated, guest real limit imposed by PTRM space limits (architected): 8 TB**
 - 16 4-GB PTRM spaces; each PTRM space can map 512 GB of guest real
- **Virtual to real ratio (practical): about 2:1 or 3:1**
 - Warning: Different people have different definitions for “Virtual to real memory”. Here we are using total virtual machine size of started virtual machines to central storage.
 - 1:1 if you want to eliminate performance impact for production workloads.
 - As you get above 2:1, you really need to do your homework on your paging subsystem
 - Many factors come into play here:
 - Active:Idle Virtual machines
 - Workload/SLA sensitivity to delays
 - Exploitation of shared memory
 - CMM usage
 - Other

Memory – Part 4

- **Paging space (architected) (optimal when $\leq 50\%$ allocated):**
 - 11.2 TB for ECKD
 - 15.9 TB for Emulated FBA on FCP SCSI
- **Concurrent paging I/Os per paging volume: 1 for ECKD, >1 for EDEV (Have observed 1.6)**
- **System Execution Space (SXS) (architected): 2 GB**
 - For practical purposes it is 2GB, but there are structures in the space placed above 2GB
- **DCSS aggregate size (architected):**
 - Individual Segments up to 2047 MB
 - Segments can reside above 2GB, starting in z/VM 5.4.0
- **Minidisk Cache (architected): 8GB**
 - Practical 2GB
- **Installing z/VM: 2GB**
 - On some machines, there is a problem with having more than 2GB Central when doing the initial install of z/VM off the DVD.

Memory References

- **Memory Over Commit**

- <http://www.vm.ibm.com/perf/tips/memory.html>

- **Paging in General**

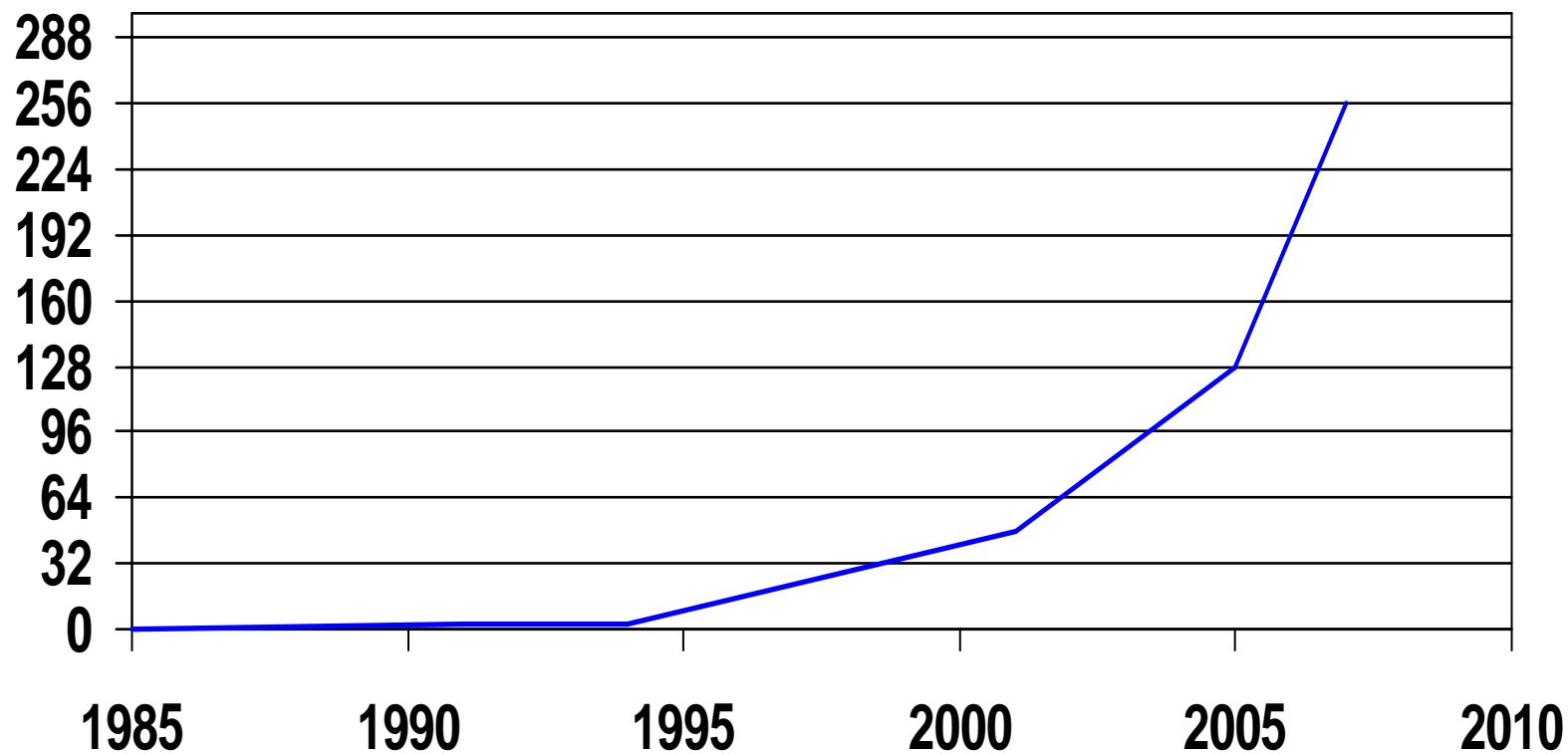
- <http://www.vm.ibm.com/perf/tips/prgpage.html>

- **Reorder Processing**

- <http://www.vm.ibm.com/perf/tips/reorder.html>

Memory Scaling

Effective Real Memory Use Limits



Page Slots: FCX146 AUXLOG

FCX146 Run 2007/09/06 14:00:28

AUXLOG

Auxiliary Storage Utilization, by Time

From 2007/09/04 09:07:00

To 2007/09/04 10:00:00

For 3180 Secs 00:53:00

Interval End Time	<Page Slots>		<Spool Slots>		<Dump Slots>		<----- Spool Files ----->				<Average MLOAD>	
	Total Slots	Used %	Total Slots	Used %	Total Slots	Used %	<--Created-->		<--Purged-->		Paging msec	Spooling msec
>>Mean>>	87146k	44	5409096	52	0	..	54	.02	54	.02	2.8	.8
09:08:00	87146k	44	5409096	52	0	..	1	.02	1	.02	2.3	.8
09:09:00	87146k	44	5409096	52	0	..	1	.02	1	.02	3.9	.8
09:10:00	87146k	44	5409096	52	0	..	1	.02	1	.02	3.6	.8
09:11:00	87146k	44	5409096	52	0	..	1	.02	1	.02	2.8	.8
09:12:00	87146k	44	5409096	52	0	..	1	.02	1	.02	2.9	.8

1. This system is using 44% of its page slots.

DASD I/O: FCX109 DEVICE CPOWNED

FCX109 Run 2007/09/06 14:00:28

DEVICE CPOWNED

Page 152

Load and Performance of CP Owned Disks

From 2007/09/04 09:07:00

To 2007/09/04 10:00:00

For 3180 Secs 00:53:00

CPU 2094-700

z/VM V.5.3.0 SLU 0701

Page / SPOOL Allocation Summary

PAGE slots available	87146k	SPOOL slots available	5409096
PAGE slot utilization	44%	SPOOL slot utilization	52%
T-Disk cylinders avail.	DUMP slots available	0
T-Disk space utilization	...%	DUMP slot utilization	..%

< Device Descr. ->		<----- Rate/s ----->										User	Serv	MLOAD	Block		
%Used		Volume Area		Area	Used	<--Page-->		<--Spool-->		Total	SSCH	Inter	Queue	Time	Resp	Page	for
Addr	Devtyp	Serial	Type	Extent	%	P-Rds	P-Wrt	S-Rds	S-Wrt		+RSCH	feres	Lngh	/Page	Time	Size	Alloc
F08B	3390	VS2P49	PAGE	0-3338	45	2.6	1.7	4.4	1.6	1	.02	2.4	2.4	7	89
F090	3390	VS2P69	PAGE	0-3338	45	2.7	1.6	4.3	1.6	1	0	2.7	2.7	7	84

V:R Ratio and Segment Tables: FCX113 UPAGE

Userid	<----- Paging Activity/s ----->								<----- Number of Pages ----->						Stor	Nr of
	<Page Rate>		Page	<-Page Migration-->				WSS	<-Resident-->		<--Locked-->		Size	Users		
	Reads	Write	Steals	>2GB>	X>MS	MS>X	X>DS		R<2GB	R>2GB	L<2GB	L>2GB	XSTOR	DASD		
>System<	1.7	1.1	4.1	.0	2.4	3.7	1.4	122050	2347	106962	6	24	12240	179131	1310M	212
DATAMOVF	.0	.0	.0	.0	.0	.1	.0	13	0	0	0	0	483	254	32M	
DATAMOVA	.0	.0	.0	.0	.5	.5	.0	147	0	0	0	0	220	368	32M	
DATAMOVB	.0	.0	.0	.0	.6	.6	.0	192	0	0	0	0	220	366	32M	
DATAMOV C	.0	.0	.0	.0	.6	.6	.0	191	0	0	0	0	220	369	32M	
DATAMOVD	.0	.0	.0	.0	.6	.6	.0	189	0	0	0	0	220	362	32M	

1. Resident Guest Pages = (2347 + 106962) * 212 = 88.3 GB
2. V:R = (1310 MB * 212) / 91 GB = 2.98

PTRM Space: FCX134 DSPACESH

Data Space Name	<----- Rate per Sec. ----->						<-----Number of Pages----->									
	Pgstl	Pgrds	Pgwrt	X-rds	X-wrt	X-mig	Total	Resid	R<2GB	Lock	L<2GB	Count	Lockd	XSTOR	DASD	
-----	.075	.093	.015	.043	.074	.022	147k	1842	93	0	0	0	0	75	2998	
FULL\$TRACK\$CACHE\$1	.000	.000	.000	.000	.000	.000	524k	0	0	0	0	0	0	0	0	
ISFCDATASPACE	.000	.000	.000	.000	.000	.000	524k	112	74	100	74	112	100	0	41	
PTRM0000	14.79	1.733	.752	14.05	14.43	.039	1049k	596k	30116	0	0	0	0	5879	54074	
REAL	.000	.000	.000	.000	.000	.000	40M	0	0	0	0	0	0	0	0	
SYSTEM	.023	.000	.037	.019	.023	.004	524k	41	1	0	0	41	0	17	6410	

1. PTRM space = (596,000 + 5879 + 54,074) = 655,953 = 2.5 GB

Real Memory: FCX254 AVAILLOG

FCX254 Run 2007/09/06 14:00:28

AVAILLOG

Page 190

Available List Management, by Time

From 2007/09/04 09:07:00

To 2007/09/04 10:00:00

For 3180 Secs 00:53:00

CPU 2094-700

z/VM V.5.3.0 SLU 0701

```

----- Available List Management -----
----- Thresholds ----- <----- Page Frames -----> <-Times-> <----- Replenishment -----> Perct
Interval <---Low---> <---High---> <Available> <Obtains/s> <Returns/s> <-Empty-> <---Scan1--> <---Scan2--> <-Em-Scan-> Scan Emerg
End Time <2GB >2GB <2GB >2GB <2GB >2GB <2GB >2GB <2GB >2GB <2GB >2GB Compl Pages Compl Pages Compl Pages Fail Scan
>>Mean>> 20 7588 5820 13388 5130 7678 323.3 857.4 311.5 844.8 0 0 27 1381k 63 1380k 58 84490 82 88
09:08:00 20 7680 5820 13480 6665 15122 353.3 838.5 353.2 1007 0 0 0 43091 3 26491 0 0 3 100
09:09:00 20 7680 5820 13480 3986 5496 163.1 640.2 108.9 442.7 0 0 1 14528 0 0 0 0 0 0
09:10:00 20 7681 5820 13481 6622 9542 222.4 556.1 257.0 598.3 0 0 0 30103 2 8868 0 0 1 100
09:11:00 20 7681 5820 13481 4982 6710 292.1 615.2 248.8 533.6 0 0 0 21246 0 8547 1 3989 1 100
09:12:00 20 7681 5820 13481 4769 1560 284.9 946.9 254.4 830.0 0 0 0 18253 0 22438 2 656 1 100

```

1. Pct ES = 88% generally this system is tight on storage
2. Scan fail >0 generally this system is tight on storage
3. Times Empty = 0 this indicates it isn't critical yet (you do not need to wait for things to be critical).

SXS Space: FCX261 SXS AVAIL

FCX261 Run 2007/09/06 14:00:28

SXS AVAIL

Page 261

System Execution Space Page Queues Management

From 2007/09/04 09:07:00

To 2007/09/04 10:00:00

For 3180 Secs 00:53:00

CPU 2094-700

z/VM V.5.3.0 SLU 0701

Interval	<-- Backed <2GB Page Queue -->					<-- Backed >2GB Page Queue -->					<----- Unbacked Page Queue ----->									
	Avail	<-Pages/s-->	<Preferred>	Pages Taken	Return	Avail	<-Pages/s-->	<Preferred>	Pages Taken	Return	Used	Empty	Pages	Taken	Return	Used	Empty	Thres	Att/s	Stolen
>>Mean>>	26	.513	.509	.513	.000	3	1.798	1.804	1.798	4.114	466946	130.3	130.1	126.2	.000	128	.000	128	...	
09:08:00	26	.483	.383	.483	.000	0	1.650	1.650	1.650	3.667	467829	128.2	127.3	124.5	.000	128	.000	128	...	
09:09:00	26	.500	.500	.500	.000	0	.583	.583	.583	3.067	465679	120.8	84.98	117.8	.000	128	.000	128	...	
09:10:00	27	.517	.533	.517	.000	0	1.183	1.183	1.183	4.000	467657	109.1	142.1	105.1	.000	128	.000	128	...	
09:11:00	27	.517	.517	.517	.000	0	1.633	1.633	1.633	2.917	467632	137.2	136.8	134.3	.000	128	.000	128	...	
09:12:00	29	.450	.483	.450	.000	0	2.000	2.000	2.000	3.383	467654	129.9	130.2	126.5	.000	128	.000	128	...	
09:13:00	27	.517	.483	.517	.000	0	2.483	2.483	2.483	3.550	467698	139.3	140.0	135.7	.000	128	.000	128	...	
09:14:00	25	.550	.517	.550	.000	0	2.000	2.000	2.000	2.750	465651	119.0	84.92	116.3	.000	128	.000	128	...	

1. How we touch guest pages: (1) 64-bit; (2) AR mode; (3) SXS.
2. There are 524,288 pages in the SXS.
3. This system has 466,000 SXS pages available on average.

MDC: FCX178 MDCSTOR

<----- Main Storage Frames ----->								
Interval	<--Actual-->			Min	Max	Page	Steal	
End Time	Ideal	<2GB	>2GB	Set	Set	Del/s	Invokd/s	Bias
>>Mean>>	5839k	82738	1354k	0	7864k	0	.000	1.00
09:57:41	5838k	119813	1932k	0	7864k	0	.000	1.00
09:58:11	5838k	119813	1932k	0	7864k	0	.000	1.00
09:58:41	5838k	119825	1932k	0	7864k	0	.000	1.00
09:59:11	5838k	119825	1932k	0	7864k	0	.000	1.00
09:59:41	5838k	119825	1932k	0	7864k	0	.000	1.00
10:00:11	5838k	119837	1932k	0	7864k	0	.000	1.00

- Xstore not used for this configuration so edited out from report.
- Add up the pages in Main Storage and you get ~8GB

MDC Spaces: FCX134 DSPACESH

		<-----Number of Pages----->									
Owning		Users	<--Resid-->			<-Locked-->		<-Aliases-->			
Userid	Data Space Name	Permt	Total	Resid	R<2GB	Lock	L<2GB	Count	Lockd	XSTOR	DASD
>System<	-----	0	1507k	5665	101	0	0	100	0	0	0
SYSTEM	FULL\$TRACK\$CACHE\$1	0	524k	0	0	0	0	0	0	0	0
SYSTEM	FULL\$TRACK\$CACHE\$2	0	524k	0	0	0	0	0	0	0	0
SYSTEM	FULL\$TRACK\$CACHE\$3	0	524k	0	0	0	0	0	0	0	0
SYSTEM	FULL\$TRACK\$CACHE\$4	0	524k	0	0	0	0	0	0	0	0
SYSTEM	ISFCDATASPACE	0	524k	0	0	0	0	0	0	0	0
SYSTEM	PTRM0000	0	1049k	44489	0	0	0	0	0	0	0
SYSTEM	REAL	0	7864k	0	0	0	0	0	0	0	0
SYSTEM	SYSTEM	0	524k	805	787	0	0	800	0	0	0
SYSTEM	VIRTUAL\$FREE\$STORAGE	0	524k	23	23	0	0	0	0	0	0

- You'll see the address spaces used for MDC (track cache)
- Values here are zero for page counts, ignore.
- More than one FULL\$TRACK\$CACHE\$# space should be investigated to see if the MDC settings are higher than needed.

Reorder Processing - Background

- **Page reorder is the process in z/VM of managing user frame owned lists as input to demand scan processing.**
 - It includes resetting the HW reference bit.
 - Serializes the virtual machine (all virtual processors).
 - In all releases of z/VM
- **It is done periodically on a virtual machine basis.**
- **The cost of reorder is proportional to the number of resident frames for the virtual machine.**
 - Roughly 130 ms/GB resident
 - Delays of ~1 second for guest having 8 GB resident
 - This can vary for different reasons +/- 40%

Reorder Processing - Diagnosing

■ Performance Toolkit

- Check resident page fields (“R<2GB” & “R>2GB”) on FCX113 UPAGE report
 - Remember, Reorder works against the resident pages, not total virtual machine size.
- Check Console Function Mode Wait (“%CFW”) on FCX114 USTAT report
 - A virtual machine may be brought through console function mode to serialize Reorder. There are other ways to serialize for Reorder and there are other reasons that for CFW, so this is not conclusive.

■ REORDMON

- Available from the VM Download Page
<http://www.vm.ibm.com/download/packages/>
- Works against raw MONWRITE data for all monitored virtual machines
- Works in real time for a specific virtual machine
- Provides how often Reorder processing occurs in each monitor interval

REORDMON Example

Userid	Num. of Reorders	Average Rsdnt (MB)	Average Ref'd (MB)	Reorder Times
LINUX002	2	18352	13356	13:29:05 14:15:05
LINUX001	1	22444	6966	13:44:05
LINUX005	1	14275	5374	13:56:05
LINUX003	2	21408	13660	13:43:05 14:10:05
LINUX007	1	12238	5961	13:51:05
LINUX006	1	9686	4359	13:31:05
LINUX004	1	21410	11886	14:18:05

Reorder Processing - Mitigations

- **Try to keep the virtual machine as small as possible.**
- **Virtual machines with multiple applications may need to be split into multiple virtual machines with fewer applications.**
- **See <http://www.vm.ibm.com/perf/tips/reorder.html> for more details.**
- **Apply APAR VM64774 if necessary:**
 - SET and QUERY commands, system wide settings
 - Corrects problem in earlier “patch” solution that inhibits paging of PGMBKs (Page Tables) for virtual machines where Reorder is set off.
 - z/VM 5.4.0 PTF UM33167 RSU 1003
 - z/VM 6.1.0 PTF UM33169 RSU 1003

VMDUMP Processing Concern

- **VMDUMP is a very helpful command for problem determination.**
- **Some weaknesses:**
 - Does not scale well, can take up to 40 minutes per GB.
 - It is not interruptible
 - APAR VM64548 is open to address this.
- **Linux provides a disk dump utility which is much faster relative to VMDUMP.**
 - It is disruptive
 - Does not include segments outside the normal virtual machine.
- **See <http://www.vm.ibm.com/perf/tips/vmdump.html>**

I/O

- **Number of subchannels in a partition (aka device numbers) (architected): 65,535**
- **Device numbers per disk volume**
 - Without PAV, 1
 - With PAV or HyperPAV, 8 (base plus seven aliases)
- **Virtual Devices per Virtual Machine:**
 - 24576 (24K)
- **Concurrent real I/Os per ECKD disk volume: 1 usually, but 8 with PAV or HyperPAV if of guest origin**

I/O: DASD Volume Sizes

- **ECKD minidisk for a CMS file system:**
 - 32768 cylinders (22.5 GB)
 - 65520 cylinders (~45 GB) with CMS EAV APAR VM64711
- **Largest EFBA minidisk for a CMS file system: 381 GB**
 - Practical limit of 22GB due to file system structure under 16MB, unless there are very few files.
- **Largest ECKD volume:**
 - 65536 cylinders (45 GB)
 - 262,668 cylinders (~180 GB) with EAV APAR VM64709
 - CP use limited to first 64K cylinders
- **Largest EDEV CP can use: 1024 GB (but PAGE, SPOL, DRCT must be below 64 GB line on volume)**
- **Largest EDEV, period: 2³² FB-512 blocks (2048 GB)**

I/O

- **VDISK size (architected): 2 GB (minus eight 512-byte blocks)**
- **Total VDISK (architected): 2TB**
- **Single VSWITCH OSAs: 8**
- **Real HiperSockets VLAN IDs: 4096**

DASD I/O: FCX108 DEVICE

FCX108 Run 2007/09/06 14:00:28

DEVICE

Page 110

General I/O Device Load and Performance

From 2007/09/04 09:07:00

To 2007/09/04 10:00:00

For 3181 Secs 00:53:01

CPU 2094-700 SN

z/VM V.5.3.0 SLU 0701

<-- Device Descr. -->		Mdisk Pa-	<-Rate/s->		<----- Time (msec) ----->							Req.	<Percent>	SEEK	Recov	<-Throttle->			
Addr	Type	Label/ID	Links	ths	I/O	Avoid	Pend	Disc	Conn	Serv	Resp	CUwt	Qued	Busy	READ	Cyls	SSCH	Set/s	Dly/s
>> All DASD <<		5	.4	.2	.1	3.4	3.7	3.7	.0	.0	0	17	1173	00
F024	3390	VS2426	1	4	12.9	147.0	.2	.7	.4	1.3	1.3	.0	.0	2	91	193	0
0C20	CTCA		...	1	12.63	.2	.6	1.1	1.1	.0	.0	1	0
F685	3390	VS2W01	290	4	11.8	.3	.2	.0	.3	.5	.5	.0	.0	1	84	89	0
F411	3390	VS2613	1	4	10.6	.5	.2	.3	.4	.9	.9	.0	.0	1	1	1303	0

Other

- **Number of spool files (architected):**
 - 9999 per user
 - 1.6 million spool files per system
 - 1024 files per warm start block * (180 * 9) warm start blocks
- **Number of logged-on virtual machines (approximate): about 100,000 (per designers)**

Metrics for Formal Spin Locks

FCX265 CPU 2094 SER 19B9E Interval 02:31:51 - 12:34:01 GDLVM7

```

<----- Spin Lock Activity ----->
<----- Total -----> <--- Exclusive ---> <----- Shared ----->

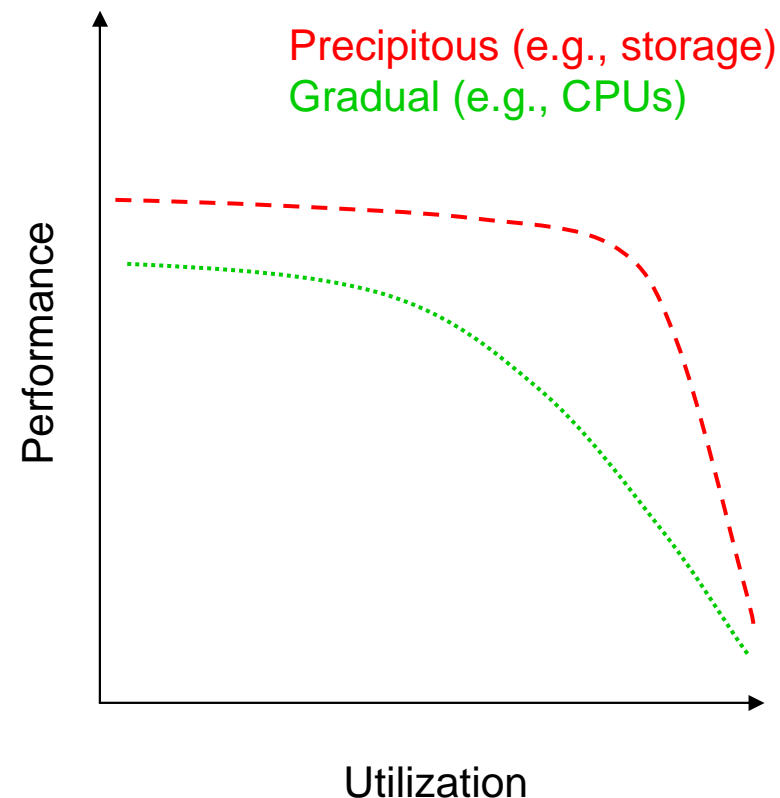
Interval          Locks Average   Pct  Locks Average   Pct  Locks Average   Pct
End Time LockName  /sec   usec  Spin  /sec   usec  Spin  /sec   usec  Spin
>>Mean>> SRMATDLK   1.9    .539  .000   1.9    .539  .000   .0    .000  .000
>>Mean>> RSAAVCLK   .0    2.015  .000   .0    2.015  .000   .0    .000  .000
>>Mean>> FSDVMLK    .0   24.97  .000   .0   24.97  .000   .0    .000  .000
>>Mean>> SRMALOCK   .0    .000  .000   .0    .000  .000   .0    .000  .000
>>Mean>> HCPTRQLK   4.1    .195  .000   4.1    .195  .000   .0    .000  .000
>>Mean>> SRMSLOCK  34.0   1.096  .001  32.7   1.037  .001   1.3   .001  .000
    
```

Latent Limits

- **Sometimes it's not an architected limit**
- **Sometimes it's just “your workload won't scale past here, because...”**
- **In our studies of z/VM 5.3, we found these kinds of latent limits:**
 - Searching for a below-2-GB frame in lists dominated by above-2-GB frames (storage balancing functions)
 - Contention for locks, usually the scheduler lock
- **These kinds of phenomena were the reasons we published the limits to be 256 GB and 32 engines**
 - We wanted to publish supported limits we felt would be safe in a very large variety of workloads and environments
 - Many of our measurement workloads scaled higher than this (for example, 440 GB and 54 engines)

Other Notes on z/VM Limits

- **Sheer hardware:**
 - z/VM 5.2: 24 engines, 128 GB real
 - z/VM 5.3: 32 engines, 256 GB real
 - zSeries: 65,000 I/O devices
- **Workloads we've run in test have included:**
 - 54 engines
 - 440 GB real storage
 - 128 GB XSTORE
 - 240 1-GB Linux guests
 - 8 1-TB guests
- **Utilizations we routinely see in customer environments**
 - 85% to 95% CPU utilization without worry
 - Tens of thousands of pages per second without worry
- **Our limits tend to have two distinct shapes**
 - Performance drops off slowly with utilization (CPUs)
 - Performance drops off rapidly when wall is hit (storage)



Keeping Tabs on Consumption Limits

- **Processor**

- CPU utilization: FCX100 CPU, FCX114 USTAT

- **Memory & Paging**

- Page slots in use: FCX146 AUXLOG
- DASD I/O: FCX109 DEVICE CPOWNED
- V:R Memory ratio: FCX113 UPAGE
- PTRM space consumed: FCX134 DSPACESH
- Storage in use for segment tables: FCX113 UPAGE
- Consumption of SXS space: FCX261 SXS AVAIL
- MDC: FCX178 MDCSTOR, FCX134 DSPACESH
- Consumption of real memory: FCX103 STORAGE, FCX254 AVAILLOG
- Consumption of expanded storage: FCX103 STORAGE

- **I/O**

- DASD I/O: FCX108 DEVICE
- Concurrency on FICON chpids: FCX131 DEVCONF, FCX215 INTERIM FCHANNEL, FCX168 DEVLOG

What Consumption Limits Will We Hit First?

- **Depends on workload**
 - Guest-storage-intensive:
 - page slots on DASD... at 5-6 TB things start to get interesting... mitigate by paging to SCSI
 - utilization on paging volumes and chpids: watch for MLOAD elongation... mitigate by spreading I/O
 - Page Reorder Processing
 - mitigation by application tuning... perhaps smaller guests
 - Real-storage-intensive:
 - Ability of the system to page will limit you: ensure adequate XSTORE and paging capacity
 - You can define > 256 GB of real storage, but we are aware that some workloads cannot scale that high
 - Mitigation by application tuning or by using CMM
 - CPU-intensive:
 - FCX100 CPU and FCX 114 USTAT will reveal CPU limitations
 - You can define > 32 engines, but we are aware that some workloads cannot scale that high
 - Mitigation by application tuning
 - I/O-intensive:
 - Device queueing: consider whether PAV or HyperPAV might offer leverage
 - Chpid utilization: add more chpids per storage controller
 - Ultimately partitions can be split, but we would prefer you not have to do this (too complicated)
- **Without trend data (repeated samples) for *your* workloads it is difficult to predict which of these limits *you* will hit first**

Summary

- **Knowing Limits:**
 - Real resource consumption
 - Limits to managing the virtualization of real resources
- **Measuring Limits:**
 - Knowing where to watch for these limits
 - Including these in capacity planning
- **Managing Limits**
 - Tuning and configuring
 - Planning for growth