

System z Expo

October 13 – 17, 2008 – Las Vegas, Nevada



Session Title: Workshop: Rational Application Developer for z/VSE Live Demo

Session ID: zE051

Speaker Name: Ingo Franzki & Wilhelm Mild



© 2008 IBM Corporation

Trademarks

The following are trademarks of the International Business Machines Corporation in the United States, other countries, or both.

Not all common law marks used by IBM are listed on this page. Failure of a mark to appear does not mean that IBM does not use the mark nor does it mean that the product is not actively marketed or is not significant within its relevant market.

Those trademarks followed by ® are registered trademarks of IBM in the United States; all others are trademarks or common law marks of IBM in the United States.

For a complete list of IBM Trademarks, see www.ibm.com/legal/copytrade.shtml:

*, AS/400®, e business(logo)®, DBE, ESCO, eServer, FICON, IBM®, IBM (logo)®, iSeries®, MVS, OS/390®, pSeries®, RS/6000®, S/30, VM/ESA®, VSE/ESA, WebSphere®, xSeries®, z/OS®, zSeries®, z/VM®, System i, System i5, System p, System p5, System x, System z, System z9®, BladeCenter®

The following are trademarks or registered trademarks of other companies.

Adobe, the Adobe logo, PostScript, and the PostScript logo are either registered trademarks or trademarks of Adobe Systems Incorporated in the United States, and/or other countries.

Cell Broadband Engine is a trademark of Sony Computer Entertainment, Inc. in the United States, other countries, or both and is used under license therefrom.

Java and all Java-based trademarks are trademarks of Sun Microsystems, Inc. in the United States, other countries, or both.

Microsoft, Windows, Windows NT, and the Windows logo are trademarks of Microsoft Corporation in the United States, other countries, or both.

Intel, Intel logo, Intel Inside, Intel Inside logo, Intel Centrino, Intel Centrino logo, Celeron, Intel Xeon, Intel SpeedStep, Itanium, and Pentium are trademarks or registered trademarks of Intel Corporation or its subsidiaries in the United States and other countries.

UNIX is a registered trademark of The Open Group in the United States and other countries.

Linux is a registered trademark of Linus Torvalds in the United States, other countries, or both.

ITIL is a registered trademark, and a registered community trademark of the Office of Government Commerce, and is registered in the U.S. Patent and Trademark Office.

IT Infrastructure Library is a registered trademark of the Central Computer and Telecommunications Agency, which is now part of the Office of Government Commerce.

* All other products may be trademarks or registered trademarks of their respective companies.

Notes:

Performance is in Internal Throughput Rate (ITR) ratio based on measurements and projections using standard IBM benchmarks in a controlled environment. The actual throughput that any user will experience will vary depending upon considerations such as the amount of multiprogramming in the user's job stream, the I/O configuration, the storage configuration, and the workload processed. Therefore, no assurance can be given that an individual user will achieve throughput improvements equivalent to the performance ratios stated here.

IBM hardware products are manufactured from new parts, or new and serviceable used parts. Regardless, our warranty terms apply.

All customer examples cited or described in this presentation are presented as illustrations of the manner in which some customers have used IBM products and the results they may have achieved. Actual environmental costs and performance characteristics will vary depending on individual customer configurations and conditions.

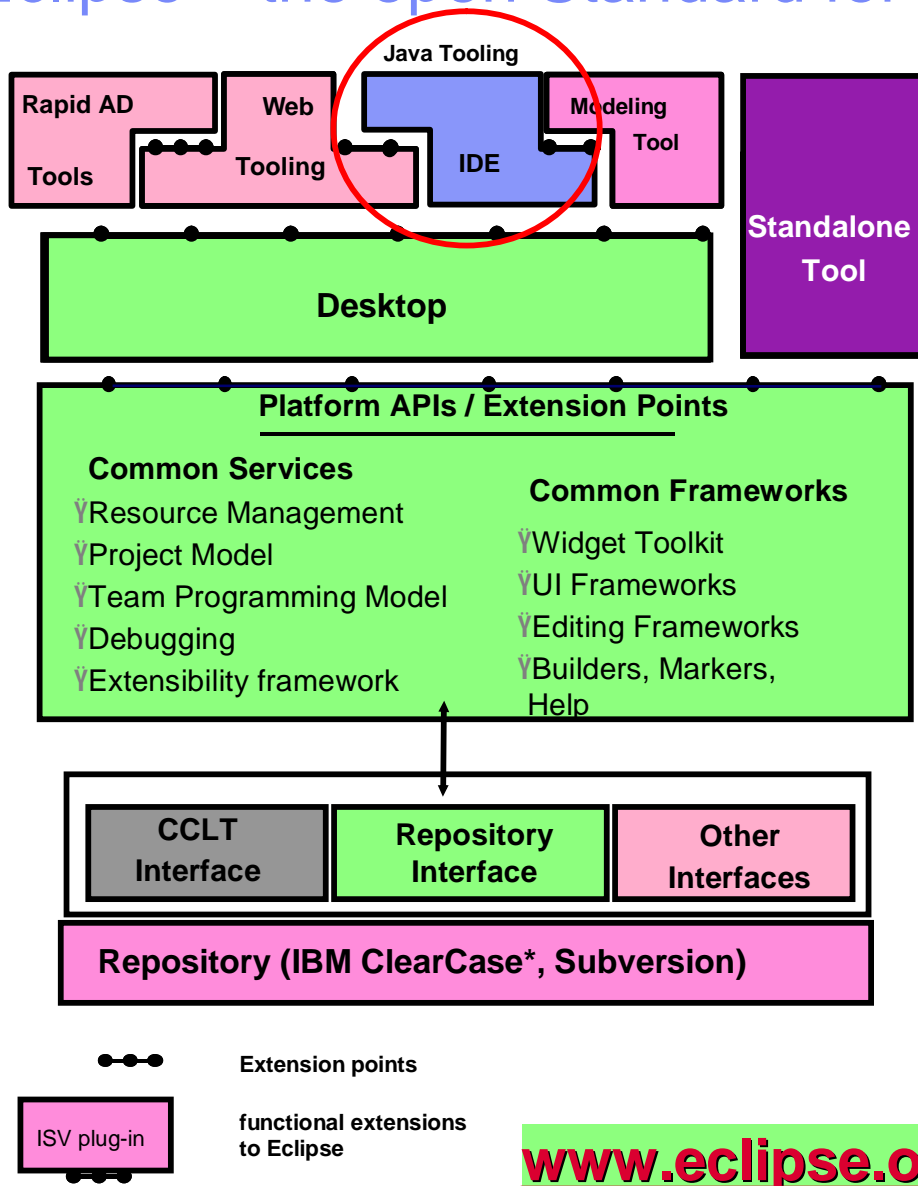
This publication was produced in the United States. IBM may not offer the products, services or features discussed in this document in other countries, and the information may be subject to change without notice. Consult your local IBM business contact for information on the product or services available in your area.

All statements regarding IBM's future direction and intent are subject to change or withdrawal without notice, and represent goals and objectives only.

Information about non-IBM products is obtained from the manufacturers of those products or their published announcements. IBM has not tested those products and cannot confirm the performance, compatibility, or any other claims related to non-IBM products. Questions on the capabilities of non-IBM products should be addressed to the suppliers of those products.

Prices subject to change without notice. Contact your IBM representative or Business Partner for the most current pricing in your geography.

Eclipse – the open Standard for application development

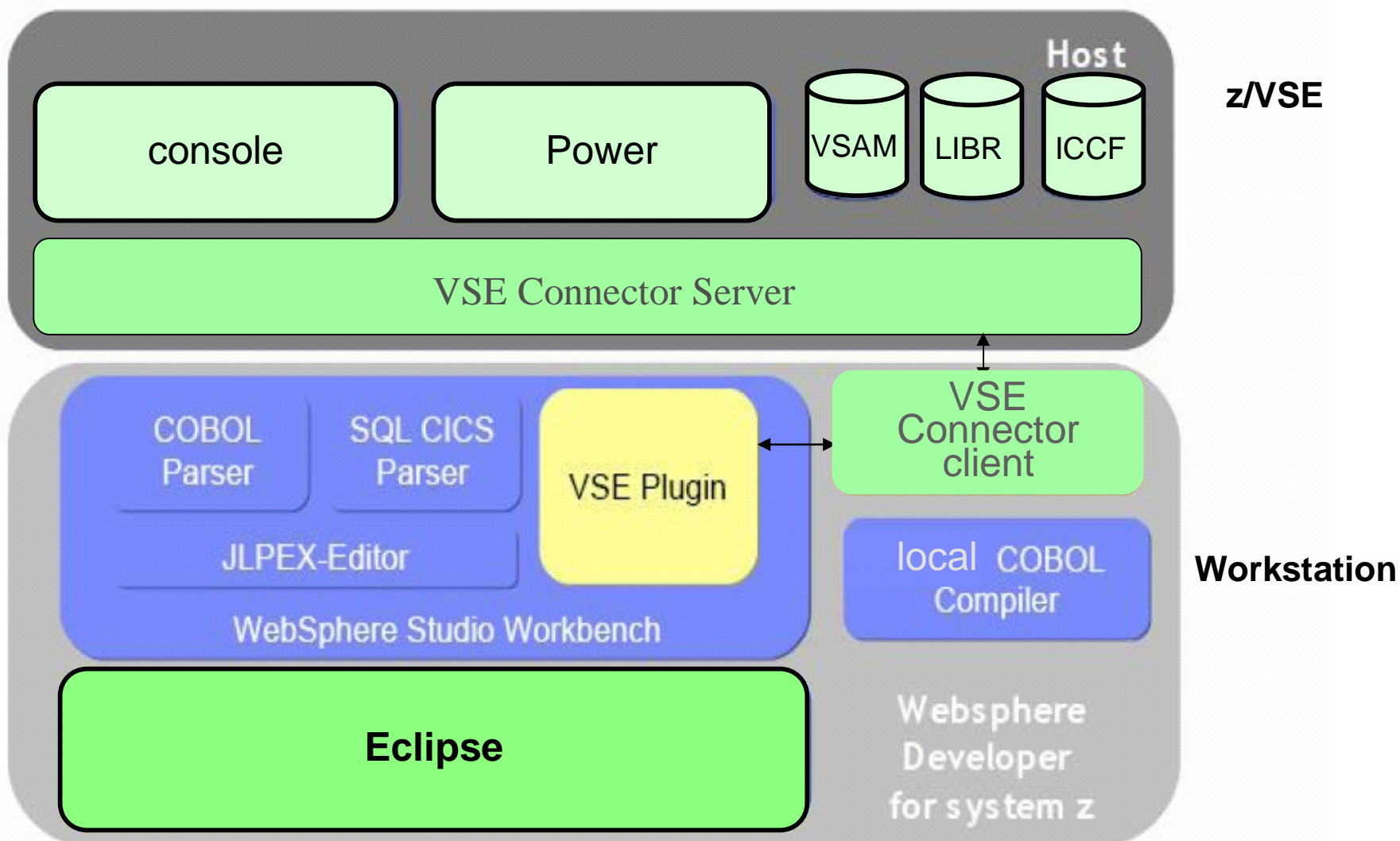


www.eclipse.org

What is Eclipse about:

- § Open source development framework
 - with modern Editors
 - syntax help & check
 - semantic check
- § Centralized source code maintenance
 - entire source code in central Repository
 - cross platform project administration
- § Versioning software interface
 - CVS, Subversion, or IBM ClearCase
 - automatic Workgroup-control
 - i.e. development groups, system group
- § Open for ISVs development Plug-Ins
 - Integrated Development Environments (IDE)
 - for System z (WDz, RDz)
 - for Java, COBOL, PL/I, ASM,C
 - Application analysis and optimization
 - Analyze the applications and workflows with graphical correlations
 - **IBM HATS Development Plug-In (LVC xxx)**
 - develop new front-ends to 3270 apps.
 - **IBM EGL development Plug-In for z/VSE**
 - follow-on to Visual Age Generator

IBM Rational Developer for System z (RDz) with z/VSE Development Plug-in



IBM Rational Developer (RDz) in z/VSE perspective

The screenshot shows the IBM Rational Developer (RDz) interface in z/VSE perspective. The main editor window displays assembly code for a program named PRINTAPP. The code is organized into sections: Identification Division, Data Division, Working-Storage Section, Linkage Section, and Procedure Division. Annotations 1 through 6 highlight specific components of the interface:

- 1. Perspective:** The top menu bar and toolbar.
- 2. View:** The VSE System View tree on the right side, showing the project structure.
- 3. Projects:** The z/OS Projects tree on the left side, showing the project hierarchy.
- 4. Editor:** The central code editor window showing the assembly code.
- 5. Outline View:** The Outline view at the bottom left, showing a hierarchical view of the code structure.
- 6. VSE Console:** The VSE Console window at the bottom, displaying a memory map (MAP) with columns for address, space, area, size, and name.

The VSE Console output shows the following memory map:

MAP	AR	SPACE	AREA	V-SIZE	GETVIS	V-ADDR	UNUSED	NAME
	0015	S	SUP	716K		0		\$\$ASUPI
	0015	S	SVA-24	1888K	1748K	E3000	768K	
	0015	0	BC V	1280K	4864K	500000	45056K	
	0015	1	F1 V	1024K	4096K	500000		OK POWSTART
	0015	2	F2 V	2048K	49152K	500000		OK CICSIICCF
	0015	3	F3 V	600K	14760K	500000		OK VTANSTRT
	0015	4	F4 V	2048K	18432K	500000		OK
	0015	5	F5 V	768K	256K	500000		OK
	0015	6	F6 V	256K	256K	500000		OK
	0015	7	F7 V	1024K	19456K	500000		OK TCPIP00
	0015	8	F8 V	2048K	49152K	500000		OK
	0015	9	F9 V	256K	256K	500000		OK
	0015	A	FA V	256K	256K	500000		OK
	0015	B	FB V	256K	256K	500000		OK SECSERV
	0015	S	SVA-31	7588K	6748K	3700000		

IBM Rational Developer (RDz) in z/VSE perspective

1. Perspective

The screenshot shows the IBM Rational Developer (RDz) interface with the z/VSE perspective. The main window displays a terminal window with the following text:

```

IBBADMS01          VSE/ESA ONLINE
5609-2V4 and Other Materials (C) Copyright IBM Corp. 2005 and other dates

      ++      VV      VV      SSSSS      EEEEEEE
      ++      VV      VV      SSSSSSS      EEEEEEE
zzzzzz      ++      VV      VV      SSSSS      EE
zzzzzz      ++      VV      VV      SSSSS      EEEEEEE
zz          ++      VV      VV      SSSSS      EE
zzzzzz      ++      VVVV      SSSSS      EEEEEEE
zzzzzz      ++      VV      SSSSS      EEEEEEE

Your terminal is A002 and its name in the network is D3800001
Today is 11/09/2007 To sign on to DBDCCICS -- enter your:

USER-ID..... The name by which the system knows you.
PASSWORD..... Your personal access code.

PF1=HELP      2=TUTORIAL      3=TO VM      4=REMOTE APPLICATIONS
                10=NEW PASSWORD
    
```

Below the terminal is a keyboard layout with function keys PF1 through PF12, Enter, PA1, Attn, NewLine, Clear, PA2, SysReq, and NextPad. Below that is the Remote Error List and VSE Console. The VSE Console displays a table of memory usage:

MAP	AR	SPACE	AREA	V-SIZE	GETVIS	V-ADDR	UNUSED	NAME
AR 0015	S	SUP		716K		0		\$\$\$SUPI
AR 0015	S	SVA-24		1888K	1748K	B3000	768K	
AR 0015	0	BC V		1280K	4864K	500000	45056K	
AR 0015	1	F1 V		1024K	4096K	500000	OK	POWSTART
AR 0015	2	F2 V		2048K	49152K	500000	OK	CICSICCF
AR 0015	3	F3 V		600K	14760K	500000	OK	VTANSTRT
AR 0015	4	F4 V		2048K	18432K	500000	OK	
AR 0015	5	F5 V		768K	256K	500000	OK	
AR 0015	6	F6 V		256K	256K	500000	OK	
AR 0015	7	F7 V		1024K	19456K	500000	OK	TCPIP00
AR 0015	8	F8 V		2048K	49152K	500000	OK	
AR 0015	9	F9 V		256K	256K	500000	OK	
AR 0015	A	FA V		256K	256K	500000	OK	
AR 0015	B	FB V		256K	256K	500000	OK	SECSEVR
AR 0015	S	SVA-31		7588K	6748K	370000		

The interface includes several views highlighted with red boxes and labels:

- 3. Projects:** A tree view on the left showing project files like .link, .project, link.book, PRINTAPP.cbl, STARTAPP.cbl, TIMEZONE.cbl, and Timezone.
- 5. Outline View:** A view below the projects showing the structure of the PRINTAPP program, including Identification Division, Data Division, Working-Storage Section, and Linkage Section.
- 7. VSE Terminal:** The central terminal window displaying the VSE/ESA ONLINE prompt and system information.
- 6. VSE Console:** A window at the bottom showing system console output, including the memory usage table.
- 2. View:** A tree view on the right showing the VSE System View, including VSE SYSTEM, VSE Lab, VSE Workshop, VSE Mainframe, Librarian, Power, and VSAM.

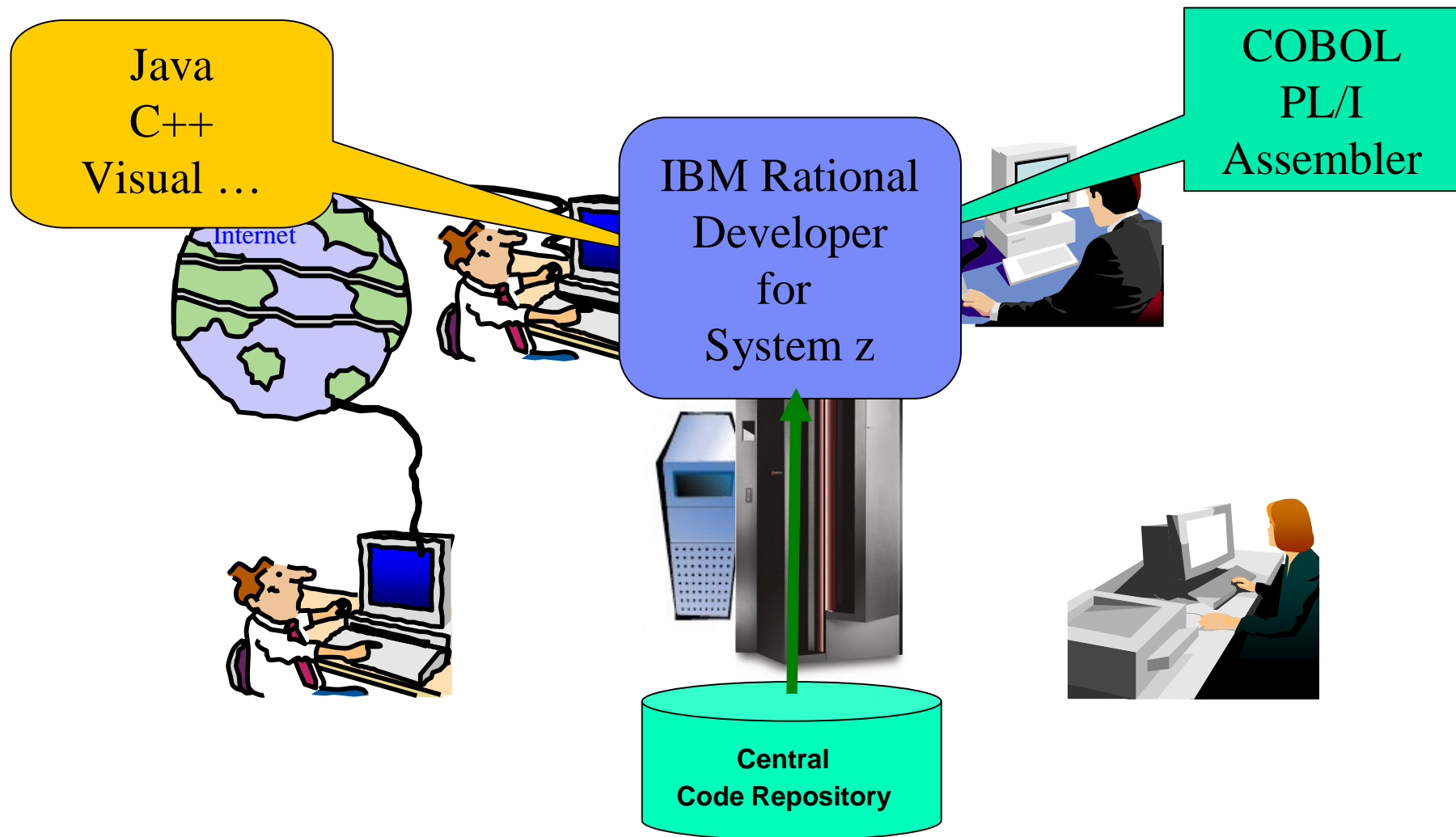
Conclusion: Development for all platforms with one tool set

- § A modern tool set to support z/VSE development and maintenance
 - modern editor for enhanced productivity
 - tools to analyze and optimize existent applications and workflow

- § Common framework for enterprise development
 - standard for all developers
 - example: z/VSE with COBOL, Linux on System z with Java
 - easy skill transfer

- § Open source framework
 - commonly thought in schools and universities
 - smooth introduction of new developers to the mainframe

Eclipse – an open Integrated Development Environment for the enterprise



Questions ?

