

Database Adnalesque Cano: I Sing of a Database and its Records


A PEEK INSIDE THE RACF DATABASE


Mark Nelson, CISSP®, CSSLP®

RACF Design and Development, IBM Poughkeepsie
markan@us.ibm.com

NY RACF Users Group
Tampa RACF Users Group
Raleigh RACF Users Group

October, 2018



Roadmap

- **What is the RACF data base?**
 - What is in it?
 - What's not in it?
 - Required characteristics
- **RACF Data Set Internals**
 - Data blocks, index blocks, BAM blocks, empty blocks
 - Finding free space in a RACF data set
 - Tying it all together with Inventory Control Block (ICB)
- **The RACF Data Set Utilities**
 - IRRUT200
 - IRRUT400
 - IRRMIN00

What is the RACF Data Base?

- The RACF data base is the persistent storage location for the vast majority of RACF's operational and control information.
- The RACF data base can consist of a single data set or it can be split across multiple data sets.
- RACF acts as its own “access manager” when accessing the RACF data set for determining the rules for identification, authentication, access control, and logging operations.
 - As its own access manager, RACF has its own serialization mechanisms when it access the RACF data base
- The RACF data base can be configured with an on-line back-up which can be “switched to” to allow continuous operations in the event of data base problems

RACF Data Base as the Store of Virtually All RACF Information

- **The RACF Data Base Contains several different types of information:**
 - User, group, data set, and other resource definitions (profiles)
 - System settings (SETROPTS) such as which classes are active/RACLISTed/etc., password options
 - Index information to quickly locate profiles
 - Meta data (templates) that define all of the fields within profiles
 - Control information for the RACF data base

RACF Data Base as the Store of Virtually All RACF Information...

- **Items not Within the RACF Data Base**

- Location information about the primary RACF data base (data set names table, parmlib (starting in V2.3 (yea!)), MSTRJCL (ugh!))
- Location information on the back-up RACF data base (DSNT, parmlib)
- System-level data base options (number of buffers, recording of statistics)
- Definitions of “static” classes (static class descriptor table, one for IBM, one for clients)
- RRSF network topology
- RRSF parameter library
- Exits
- Naming Contentions Table (*not* recommended)

RACF Data Base as the Store of Virtually All RACF Information...

- **Characteristics of a RACF Data Set**
 - Physical sequential, un-moveable (DSORG=PSU)
 - A single contiguous extent
 - Logical record length of 4096
 - Block size of 4096
 - Cataloged
 - Properly shared amongst all of the systems
 - Must be on a device defined as shared on all system
- ***RACF is critically dependent on these characteristics!***

RACF Data Base as the Store of Virtually All RACF Information...

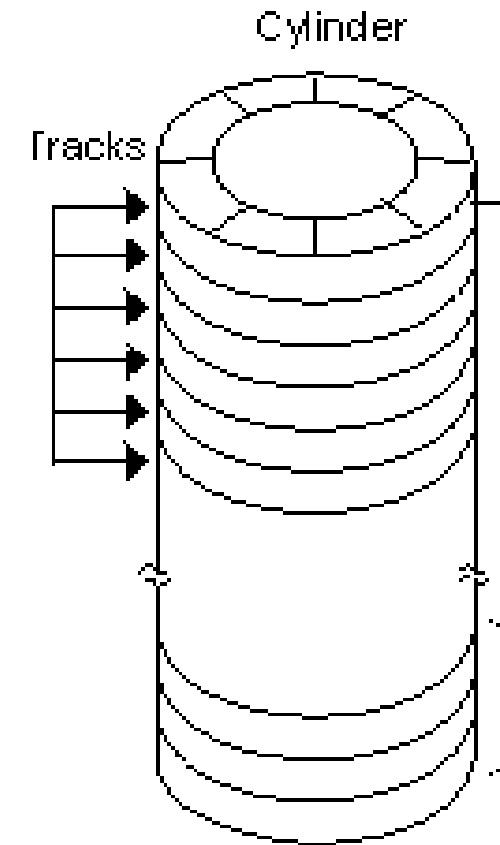
- All of the information in the RACF data base is located by RACF using the relative byte address (RBA) of the data
 - The RBA is the offset of the information from the RBA 0, the start of the data set
 - RACF takes the starting CCHHRR of the RACF data set and adds to it an RBA to determine the CCHHRR of the desired information
 - Certain RBAs are “defined by the RACF architecture”:

RBA	Description
X'000000000000' through X'000000000FFF' '	The “master RACF control record, the RACF Inventory Control Block (ICB)
X'000000001000' through X'000000008FFF''	RACF Data base templates

- All other data blocks in a RACF data set can be located at any RBA

RACF Data Base as the Store of Virtually All RACF Information...

- Data on a disk drive is addressed by its cylinder, head (track), and record
- Each device type (such as 3380, 3390) has its own device characteristics, such as:
 - The number of cylinders (depends on model as well)
 - The number of tracks per cylinder
 - The maximum number of bytes per track
- The number of records per track depends on the size of the record
- All of this is virtualized



RACF Data Base as the Store of Virtually All RACF Information...

- **When RACF attempts to retrieve a profile in the RACF data base, it must first find the RBA of the profile**
- **RACF has a high-performance index which allows RACF to quickly find the RBA of any profile in the RACF data set so that the data in the profile can be read**
 - Each RACF data set has its own index structure
 - The index blocks point to data blocks which contain the actual profile data
 - The ICB ties the index components together
- **RACF translates the RBA of the profile into a cylinder/head/record (CCHHRR) address for the actual reading and writing of data**

RACF Can be Configured with a Back-up RACF Data Base

- **RACF supports the definition of a back-up RACF data base**
 - Defined in the RACF data set names table
 - Installations have controls on what level of statistical information is backed up
- **The back-up RACF data base is a “*logical*” copy of the primary data base as it is written in the same manner as the primary RACF data after a successful update to the primary RACF data base**
 - *RACF goes through the same mechanisms to locate the profiles on the back-up data base as it does primary data base after a successful update to the primary RACF data base*
- **Note that while the algorithm is the same, the contents of the RACF data base may not be at the same location in the data set as in the primary RACF database**

Considerations for Backing-Up the RACF Database

- **RACF should run with a primary and back-up data base**
 - RVARY SWITCH can be used to move to the back-up data base in the event of a *physical error* to the primary RACF data base or a logical error in the RACF primary that has not replicated in the back-up RACF database (rare!)
- **The RACF address space should be enabled to allow the issuing of RACF commands from the MVS console**
- **A copy should be made of the RACF data base (using only IRRUT200 or IRRUT400) and that copy should be duplicated and these copies should be available in the event of a logical error in the RACF database**
 - A logical error would be the deletion of one or more operationally significant profiles or the setting of a system option which cannot be fixed using RACF commands from either a logged on user or as a RACF operator command
 - ***Protect all copies of the RACF data base with the same level of protections that you provide to the live RACF data base***
 - ***Ensure that these data sets have the correct attributes (LRECL=BLKSIZE=4096,RECFM=PSU) and single contiguous extent***
 - These copies should remain available on the system as they can be brought into the environment by the sequence of commands sometimes called the “RVARY dance”

The RACF Data Base Can be Split Among Data Sets

- **The RACF Data base can be spread across up to 90 data sets**
 - Profiles are distributed among the data sets based on:
 - Users, groups, data sets: The name of the profile
 - General Resources: Class name and profile name
- **The data sets (and their backups) are defined in the RACF Data Set Names Table (ICHRDSNT)**
- **The allocation of profiles to the RACF data sets is defined by the RACF Data Set Range table (ICHRRNG)**
- **The back-up RACF database must have the exact same number of data sets as the primary and the ranges will be identical**
- **The first data set in the split is the “master” RACF DB, from which the ICB and other control information is managed**
 - Each RACF data set has its own ICB with control information about that data set
- **Terminology: The RACF data base consists of one or more RACF data sets**

The RACF Data Base Can be Split Among Data Sets...

- **The need for a split RACF data base has declined substantially since the split RACF data set was introduced in the early 80s:**
 - Enhancements to system to DASD connectivity, pathing, and caching
 - Improvements in RACF caching, restructuring of RACF database in 1990
- **Recommendations:**
 - If you are not already using a split RACF data set, stay with a single RACF data set
 - Consider the user of RACF Data Sharing which can yield performance benefits across a parallel sysplex

The RACF Data Base Can be Split Among Data Sets... (**NEW**)

- **Starting with z/OS V2.3 you can define your RACF data set names table and RACF range table in PARMLIB!**
 - Your system IPL process can now reference a new IEASYSxx keyword: RACF=xx
 - During IPL, RACF will examine the contents of parmlib member IRRPRMxx in which you can specify your RACF dataset names table, RACF range table, and other data set options, *without having to know assembler or how to use the linkage editor!*

RACF Acts as its Own Access Manager

- Acting as its own “access manager” means that RACF has to provide its own serialization mechanisms, among these:
 - Serialization bit in the RACF ICB
 - Controlled by IRRUT400/IRRDBU00 “LOCKINPUT”/”UNLOCKINPUT”
 - In non-RACF datasharing mode, RESERVEs against the device containing the RACF data set(s)
 - Recommendation: Convert to global (“SCOPE=SYSTEMS”) ENQs **if and only if the sharing systems are in the same GRS configuration**
 - SYSZRACF, SYSZRACn ENQs
 - Documented in RACF Systems Programmers Guide
- **Note: No SYSZDSN ENQ for the RACF data set(s) is held during RACF identification/authentication, authorization check, or logging functions**
- Utilities which access the RACF data base must honor RACF’s serialization
- **STRONG Recommendation: Use only the RACF utilities for copying a live RACF data base**
 - ***If you have created an unserialized copy, you might not find out that you have a problem until you are attempting to use the copy and it fails!***

Switching to a Back-up RACF Data Set

- **Switching to the backup RACF Data Base is done with the RVARY SWITCH TSO command**
 - RVARY deactivates the primary and makes it the back-up and makes the back-up the active primary
 - If the RACF data base is shared among systems, the RVARY SWITCH command must be issued on each system
 - Unless RACF Sysplex Communication is enabled (***Recommended***)
 - RACF goes through its allocation processing when a data set is RVARYed into an active state
 - This can be used (with extreme caution) to bring a completely new RACF data set into the environment
- **If RACF detects an I/O error on a data set in the primary RACF data base, it can automatically initiate an RVARY SWITCH for that data set**
 - Can only be done if RACF is assured that the device will not be available for future I/O, such as the device being varied offline or “boxed”

RACF Data Set Internals

- **There are five types of blocks in a RACF data set:**
 - **Data blocks:** Contain the actual data for every profile (user, group data set, general resource)
 - **Index blocks:** Define the index structure for the contents of the RACF database
 - **Level 1 Index Block (“Sequence set”):** An alphabetical listing of all profiles in the RACF data set and the associated RBA of the data block
 - **Level 2-9 Index Blocks:** Multilevel index set to locate the RBA of the next lower index block in the chain that leads to the L1 index block
 - **Segment table blocks:** The segment table block contains mappings of individual segments from within a template. These describe the segments associated with the profiles.
 - **Byte allocation mask (BAM) blocks:** Describes the availability of the free space within a RACF database.
 - **Empty blocks:** Blocks which contain no data and are available for use

The RACF Database Internals...

- **Each type of block has a one-byte identifier at the front of the block:**
 - **Data blocks:** X'83'
 - **Index blocks:** X'8A'
 - **Segment table blocks:** X'02'
 - **Byte allocation mask blocks:** X'00'
 - **Empty blocks:** X'C0'

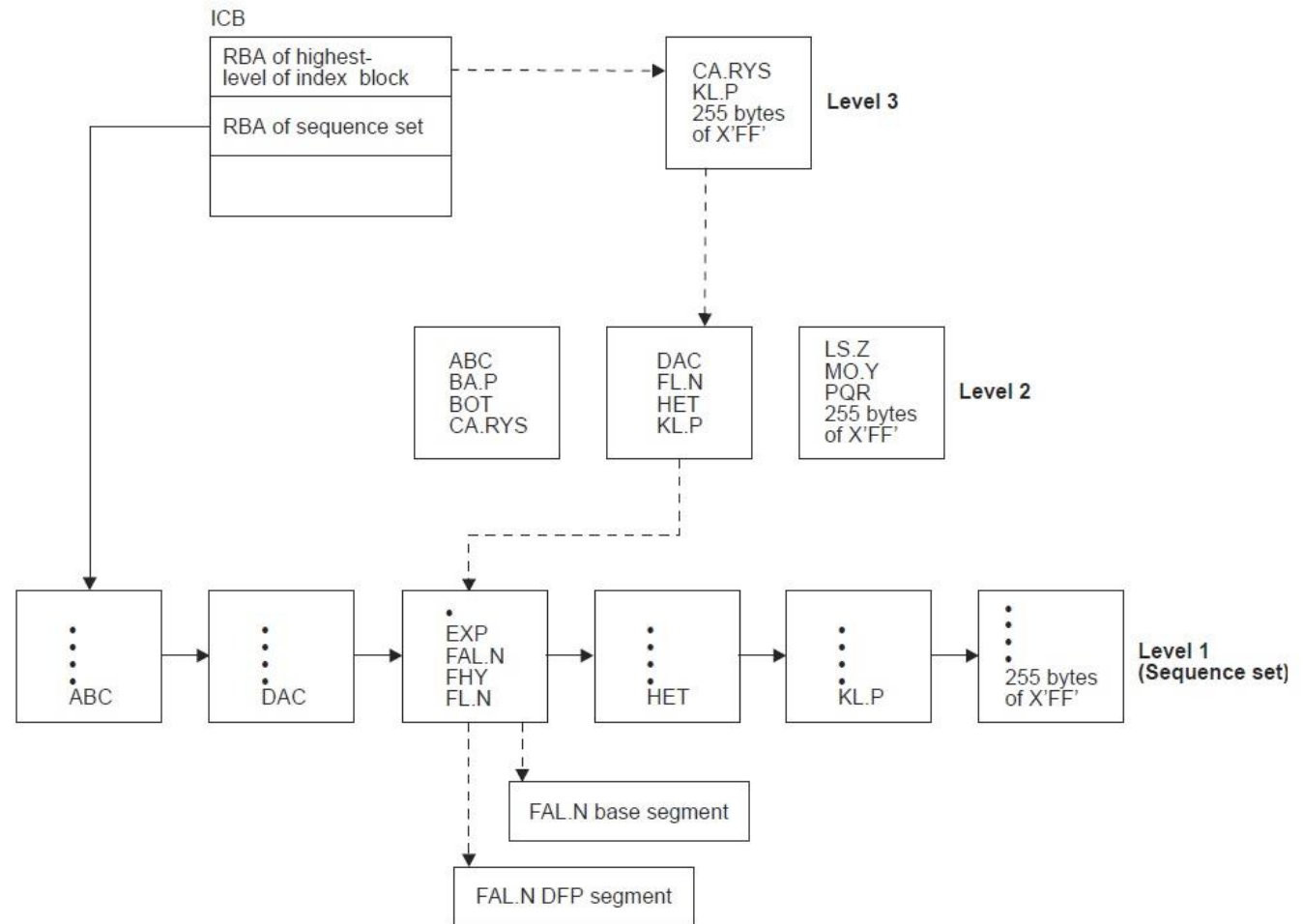
RACF Data Set Internals: Index Entries

- Index entries for users, groups, and data sets are just the profile name
- Index entries for general resource profiles are prefixed with the class name and a dash (“-”) followed by the profile name
 - Class names less than eight (8) characters are padded on the right with blanks
- Index blocks “compress” the index entries by omitting leading characters from the index entry as compared to the first index entry
- Prior to the restructuring of the RACF database in RACF 1.9 (1990), RACF performed ‘back-end’ compression for common last qualifiers (.CNTL, .LOAD etc.)

OFFSET	COMP.	ENTRY NAME	RBA	BLOCK	BAM	BYTE	BIT
	COUNT						
00E	0000	DIGTCERT-01	00000000E000	00	030	0	
02C	0009	DIGTCERT-326	00000001E000	00	050	0	
042	0004	DIGTRING-CERTOWNR.RING00007	000000017000	00	042	0	

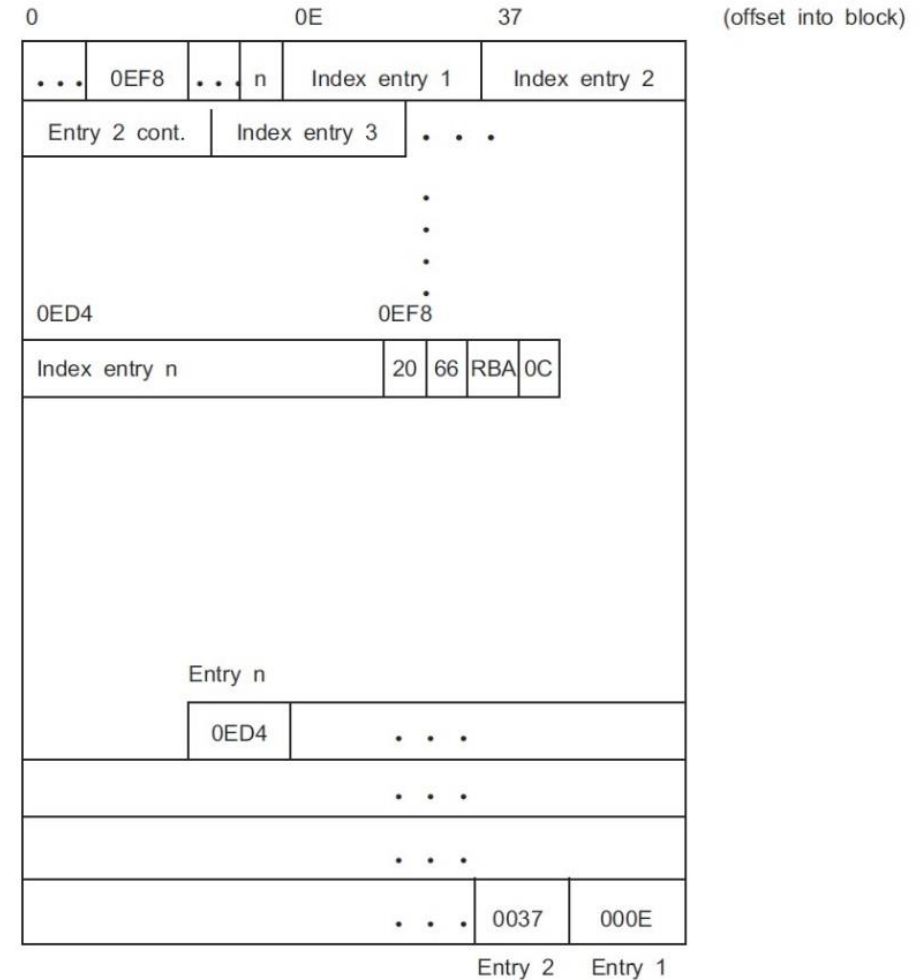
The RACF Data Set Internals: Index

- When searching for a profile (example: “FAL.N”), RACF searches the top level index block to find the first entry which is equal to or greater.
- The process is repeated in each of the blocks down to the index block.
- The index block is searched for the first matching entry, which contains the RBA of the data block
- Adding profiles results in additions to the L1 index and may result in additions to higher level blocks



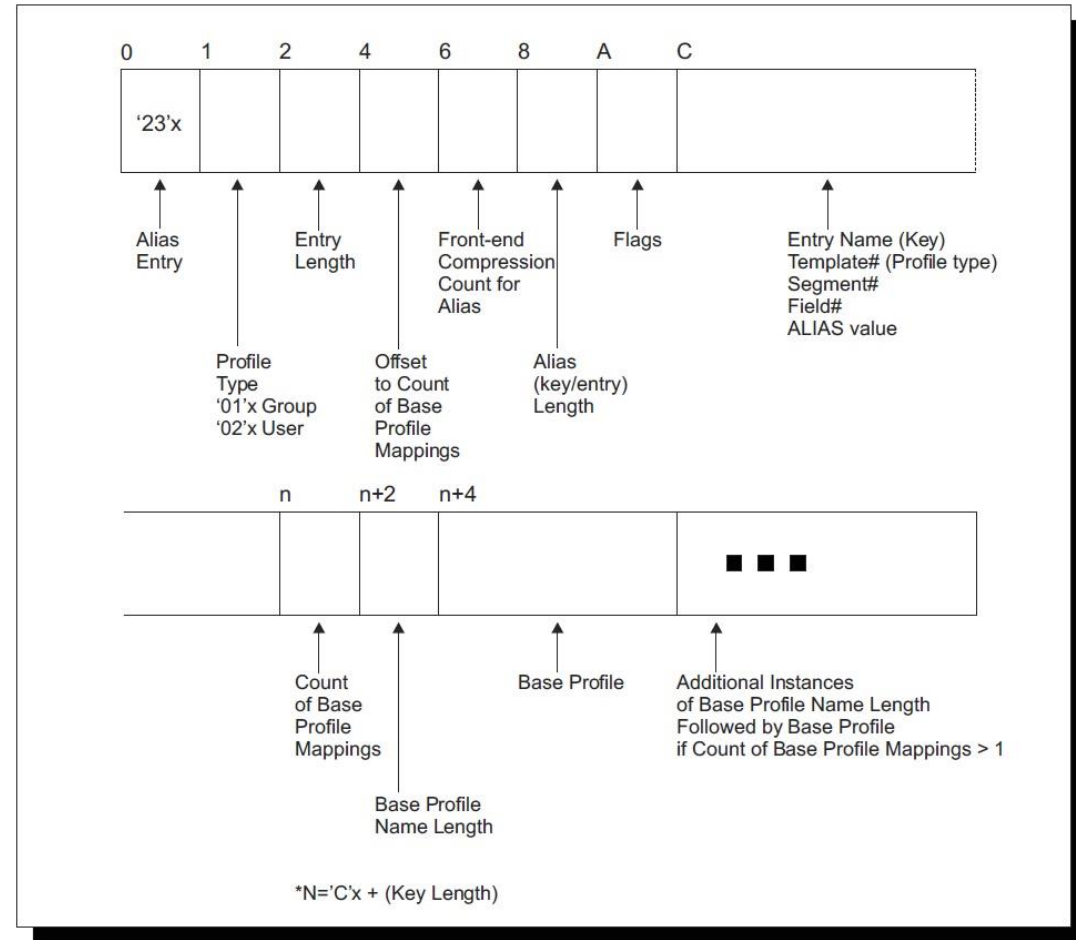
The RACF Data Set Internals: The Level 1 Index (Sequence Set)

- Contains a header, a list of index entries, a pointer to the next L1 index entry, and at the end a table of two byte offsets to allow for the quick location of entries or the first free space in the block



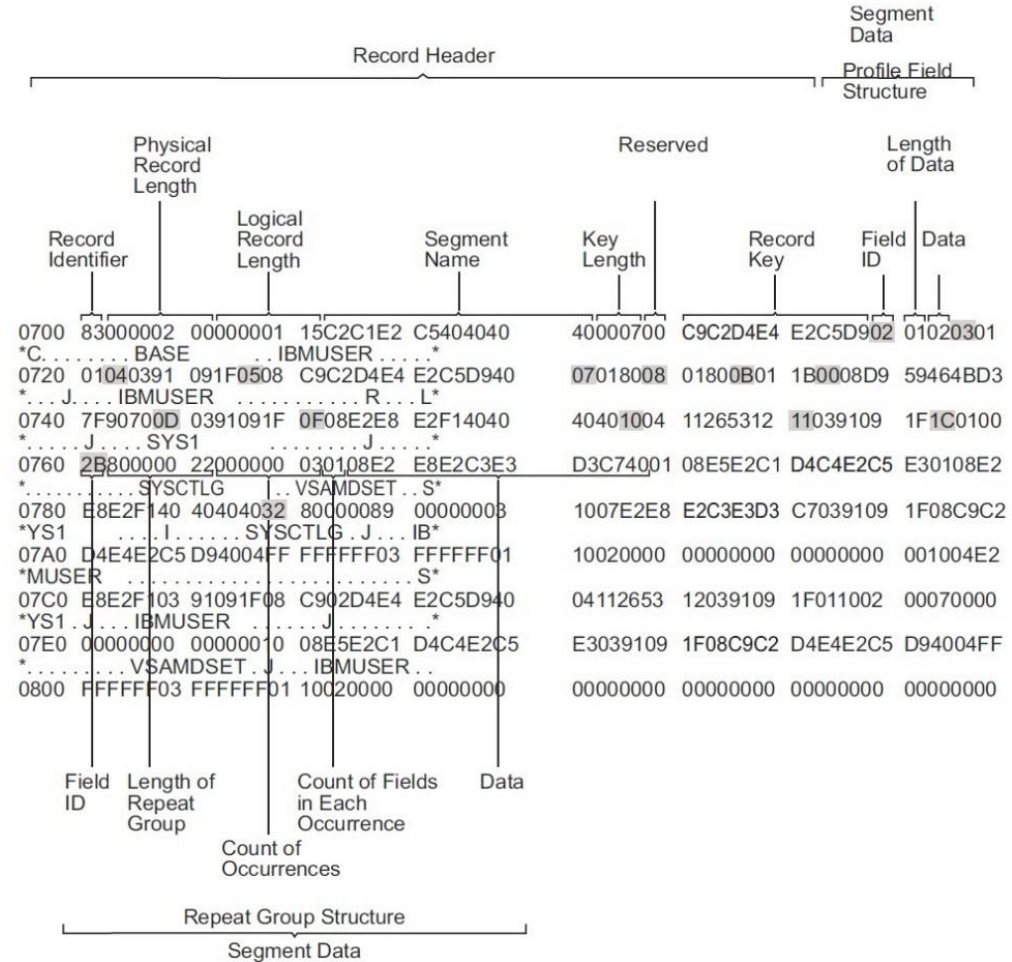
The RACF Data Set Internals: Alias Index

- RACF also supports an alias index structure for selected fields in the RACF data base, such as OMVS UID and GID
- The Alias Index is conceptually similar to the “regular” index, but its index blocks are different



The RACF Data Set Internals: Data Blocks

- RACF profile information is stored in data blocks whose structure is defined in the RACF templates
- The data block has a header and then fields defined with a field ID, length, followed by the data
- For fields which are not present, the RACF manager returns a default value specified in the templates
- Repeat groups include the overall group length and then counts and lengths of each field

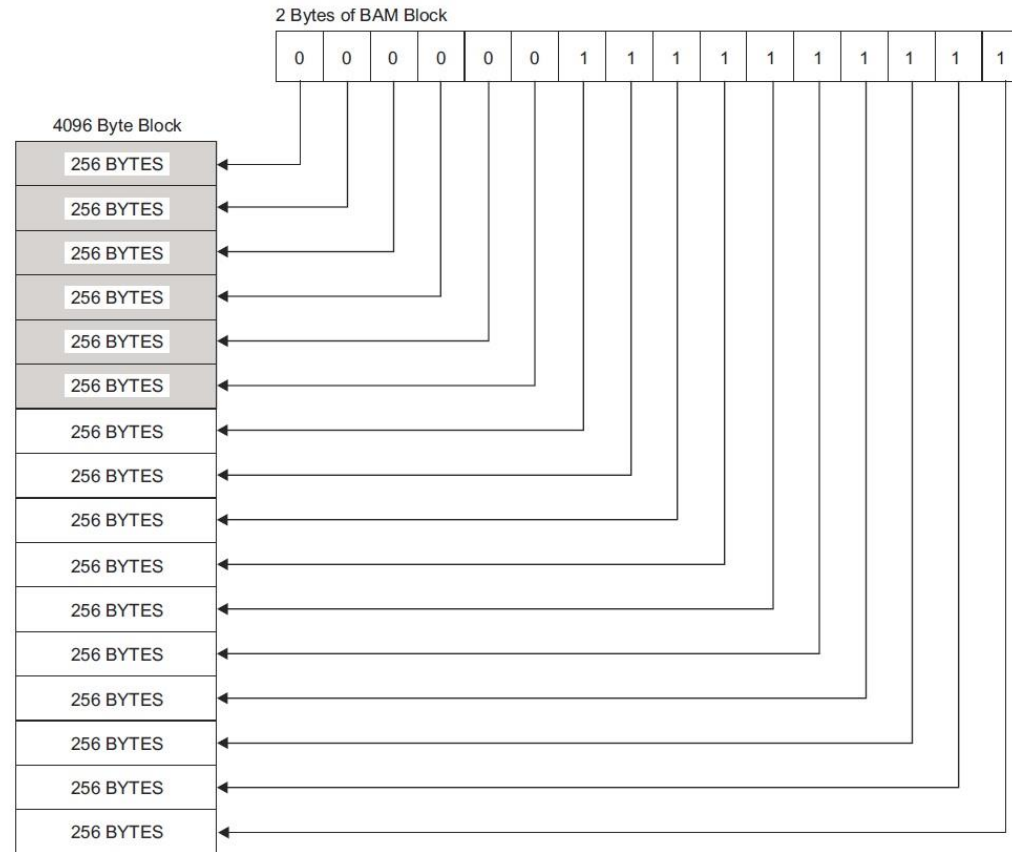


Finding Free Space

- **When RACF needs to allocate a new data block or index block, RACF has to find space for the new block**
- **Each 4K RACF data base block is divided into 16 256-byte areas called a *slot***
 - Slots are the basic allocation unit for RACF profiles
 - Index blocks, BAM blocks, segment table blocks, and free space blocks are allocated in 16 slot “chunks” on a block boundary
- **Each slot is mapped by a bit in the Byte Allocation Mask (BAM) control blocks**

The RACF Database Internals: Byte Allocation Mask (BAMs)

- Each BAM block starts with a header which has the RBA of the prior and next BAM blocks, a count of the number of 4K blocks defined by this BAM block, followed by a two byte mask for every block
- Each two-byte mask describes the allocation status of each 256-byte slot in the 4,096 byte block
 - '1' B=FREE



Tying it all Together – The ICB

- **The ICB contains information which ties together all of the RACF data set control blocks:**
 - **ICCIBRBA:** RBA of the top level index block
 - **ICISSRBA:** RBA of the first block of the sequence set
 - **ICBAMRBA:** RBA of the first BAM block
 - **ICBBAMNO:** Number of BAM blocks in the data set
 - **ICBAMHWM:** BAM high water mark
 - **ICTMPCNT:** Number of templates
 - **ICBALRBA:** RBA of the top level alias index block
 - **ICBASRBA:** RBA of the first block of the alias sequence set
 - **ICTSEGRB:** RBA of the segment table
 - **ICTREGRB:** length of the segment table

The RACF Data Set Utilities: IRRMIN00 (PARM=NEW)

- The RACF IRRMIN00 utility (PARM=NEW) formats a data set into a RACF data set, setting:
 - The “base” ICB
 - The RACF data base templates, which define the format of the data blocks
 - The byte allocation mask blocks, the number of which is determined by the size of the RACF data set
- IRRMIN00 (PARM=NEW) will not format a “live” RACF data set (either primary or backup)
- ***IRRMIN00 does not add profiles***
 - RACF initialization adds IBMUSER, SYS1, the system-defined SECLABELS, and the IBM-shipped certificate authority certificates
 - Starting with z/OS V2.3, only a limited number of these CA Certs (3) will be added during initialization
 - RACF will not delete your CA Certs if you are migrating from an earlier release

The RACF Data Set Utilities: IRRMIN00 (PARM=UPDATE)

- The RACF IRRMIN00 utility (PARM=UPDATE) updates the RACF templates in the RACF database with the version that is shipped with RACF
 - Templates are taken from CSECT IRRTEMP2
 - Templates contain a three-part indicator consisting of:
 - A 7-character FMID (such as 'HRF77A0') or APAR number
 - An 8-digit release level
 - An 8-digit APAR level
 - For example: `oA50735 00000219.00000032`
 - The RACF SET LIST command shows the template version information
 - IRRMIN00 will not downlevel the RACF templates if IRRMIN00 is run from a downlevel system
- IRRMIN00 (PARM=UPDATE) should be run on all data sets (all primary and all backup) in your RACF data base

The RACF Data Set Utilities: IRRMIN00 (PARM=ACTIVATE)

- The RACF IRRMIN00 utility (PARM=ACTIVATE) compares the template level of the RACF database to the level of the templates being used by the system.
- If the level of the templates on the RACF database is higher, IRRMIN00 reads the templates from the data base and makes them the current templates.

The RACF Data Base Utilities: IRRUT200

- **The RACF Database Verification Utility (IRRUT200) copies a RACF data set (to an identical size/device type) and identifies inconsistencies in a RACF data set:**
 - Compares the index profile name to the data block profile name
 - Validates the “free” status of the BAM entries
 - Creates a “map” of the BAM blocks in the data set
- **Control statements for IRRUT200 (specified in the SYSIN DD statement) are:**
 - INDEX [FORMAT]
 - Requests the index scanning function. FORMAT indicates that a formatted listing of index blocks is requested. Only one blank can separate INDEX and FORMAT
 - MAP [ALL]
 - Indicates that BAM allocation verification is requested. ALL indicates that you want the encoded map for each BAM block in the RACF DB printed. Only one blank can separate MAP and ALL.
- **Ends with a return code of zero (0) if there are no problems and a non-zero return code (4,8, 12, or 20, depending on the severity) if there is an error.**

IRRUT200 Output: The Index Blocks

- The top level index block is the first piece of information that IRRUT200 displays.

```
1          **** INDEX BLOCK VERIFICATION ****
-          **** SCAN OF INDEX BLOCKS AT LEVEL 03 ****

BLOCK WITH RBA OF 000000209000

OFFSET  COMP.          ENTRY NAME          RBA          BAM
        COUNT
00E    0000  DIGTRING-CERTOWNR.RING01751  000000018000  00  044  0
03C    0000  255 X'FF's                    000000208000  00  424  0

TOTAL NAMES IN THIS BLOCK-002. UNUSED BYTES-3757. AVERAGE NAME LENGTH-141.
LEVEL NUMBER-03. DISPLACEMENT TO LAST KEY-003C. DISPLACEMENT TO FREE SPACE-014F
(G) - ENTITY NAME IS GENERIC
```

IRRUT200 Output: The Index Blocks...

- Next, IRRUT200 displays the next lower level index blocks

```
-                                     **** SCAN OF INDEX BLOCKS AT LEVEL 02 ****

BLOCK WITH RBA OF 000000018000

OFFSET  COMP.          ENTRY NAME          RBA          BAM
        COUNT
00E     0000  DIGTCERT-01          00000000E000  00  030  0
02C     0009  DIGTCERT-326        00000001E000  00  050  0
042     0004  DIGTRING-CERTOWNR.RING00007  000000017000  00  042  0

TOTAL NAMES IN THIS BLOCK-003.  UNUSED BYTES-3981.  AVERAGE NAME LENGTH-012.
LEVEL NUMBER-02.  DISPLACEMENT TO LAST KEY-0042.  DISPLACEMENT TO FREE SPACE-006D
(G) - ENTITY NAME IS GENERIC

BLOCK WITH RBA OF 000000208000

OFFSET  COMP.          ENTRY NAME          RBA          BAM
        COUNT
00E     0000  JESSPOOL-ARCAE (G)          00000002CD000  00  5AE  0
02F     0000  255 X'FF's                  000000023000  00  05A  0

TOTAL NAMES IN THIS BLOCK-002.  UNUSED BYTES-3770.  AVERAGE NAME LENGTH-134.
LEVEL NUMBER-02.  DISPLACEMENT TO LAST KEY-002F.  DISPLACEMENT TO FREE SPACE-0142
(G) - ENTITY NAME IS GENERIC
```


IRRUT200 Output: The Index Blocks...

- The Sequence Set (Level 1 Index) is the shown last...

```
-          **** SCAN OF INDEX BLOCKS AT LEVEL 01 ****

BLOCK WITH RBA OF 00000000E000

OFFSET  COMP.          ENTRY NAME          RBA          BAM
        COUNT
00E     0000  irrcerta          000000024600  00  05C  6
02A     0003  irrmulti          00000000D300  00  02E  3
043     0003  irrsitec          00000000D100  00  02E  1
05C     0000  AAAAAA          000000021400  00  056  4
075     0000  ACCTNUM -** (G)    00000001A400  00  048  4
093     0000  ADRIAN
                                SEGMENT NAME: TSO
                                00000001AE00  00  049  6
                                00000001AF00  00  049  7
0B4     0000  BRIANM          00000001D500  00  04E  5
0CE     0000  CERTOWNR        00000001CD00  00  04D  5
0EA     0000  CSESMS01        00000001C000  00  04C  0
106     0000  CSESMS01.DISCRETE.* (G) 00000001C300  00  04C  3
12E     0000  CSESMS01.* (G)   00000001C100  00  04C  1
                                SEGMENT NAME: DFP
                                00000001C200  00  04C  2
154     0000  CSFKEYS -** (G)  00000001D200  00  04E  2
172     0000  CSFSERV -** (G)  00000001D100  00  04E  1
. . .
82E          SEQUENCE SET POINTER          00000001E000

TOTAL NAMES IN THIS BLOCK-022. UNUSED BYTES-1949. AVERAGE NAME LENGTH-071.
LEVEL NUMBER-01. DISPLACEMENT TO LAST KEY-082E. DISPLACEMENT TO FREE SPACE-0837
(G) - ENTITY NAME IS GENERIC
```

IRRUT200 Output: The Index Blocks...

- The Sequence Set (Level 1 Index) blocks are the shown last...

```
BLOCK WITH RBA OF 00000001E000

OFFSET  COMP.          ENTRY NAME                                     RBA          BAM
        COUNT
00E     0000  DIGTCERT-01.premium-server@thawte.com.CN=Thawte&Premium&Serv
        er&CA.OU=Certification&Services&Division.O=Thawte&Consulting
        &cc.L=Cape&Town.SP=Western&Cape.C=ZA
        SEGMENT NAME: CERTDATA                                     000000010400  00  034  4
0C5     0012  DIGTCERT-01.server-certs@thawte.com.CN=Thawte&Server&CA.OU=C
        ertification&Services&Division.O=Thawte&Consulting&cc.L=Cape
        &Town.SP=Western&Cape.C=ZA
        SEGMENT NAME: CERTDATA                                     00000000DE00  00  02F  6
. . .
. . .
. . .
617     SEQUENCE SET POINTER                                     000000017000

TOTAL NAMES IN THIS BLOCK-010. UNUSED BYTES-2508. AVERAGE NAME LENGTH-127.
LEVEL NUMBER-01. DISPLACEMENT TO LAST KEY-0617. DISPLACEMENT TO FREE SPACE-0620
(G) - ENTITY NAME IS GENERIC
```

IRRUT200 Output: The Sequence Set

- Next, the Sequence Set RBAs are shown along with data set statistics

```
1                                     **** SEQUENCE SET RBAS ****
RBA 00000000E000
RBA 00000001E000
RBA 000000017000
RBA 0000002CD000
RBA 000000023000

1                                     **** INDEX FUNCTION STATISTICS ****
TOTAL NUMBER OF NAMES IN RACF DATA SET 00000129
TOTAL NUMBER OF INDEX BLOCKS IN RACF DATA SET 00000008
AVERAGE NUMBER OF NAMES PER INDEX BLOCK 016
AVERAGE NAME LENGTH 046
AVERAGE NUMBER OF UNUSED BYTES PER INDEX BLOCK 2938
TOTAL NUMBER OF LEVEL 01 BLOCKS IN RACF DATA SET 00000005
```

IRRUT200 Output: BAM Map

- Last, the analysis of all of the blocks in the data base blocks is shown

```
1                                     ****  BAM BLOCK VERIFICATION  ****
0          ****  SYMBOL LEGEND  ****

*   BAM=ALLOC   , ACTUAL=ALLOC
0   BAM=UNALLOC , ACTUAL=UNALLOC
.   BAM=ALLOC   , ACTUAL=UNALLOC
+   BAM=UNALLOC , ACTUAL=ALLOC
I   INDEX BLOCK WITH LEVEL IN NEXT POSITIONS
B   BAM BLOCK
T   TEMPLATE BLOCK
S   SEGMENT TABLE BLOCK
F   FIRST BLOCK (ICB)
-   BAM=UNALLOC , ACTUAL=ALLOC  I,B,OR F BLK
$   BAM=UNALLOC , ACTUAL=ALLOC  SPECIAL BLK
?   BAM=ALLOC   , ACTUAL=ALLOC  UNKNOWN BLK
%   BAM=UNALLOC , ACTUAL=ALLOC  UNKNOWN BLK
@   BAM=ALLOC   , DUPLICATE ALLOCATION
#   BAM=UNALLOC , DUPLICATE ALLOCATION
/   UNDEFINED STORAGE

-BLOCK 000 RBA 00000000C000
014 FFFFFFFF FFFFFFFF TTTTTTTT TTTTTTTT TTTTTTTT TTTTTTTT TTTTTTTT TTTTTTTT TTTTTTTT TTTTTTTT TTTTTTTT TTTTTTTT TTTTTTTT
021 TTTTTTTT TTTTTTTT TTTTTTTT TTTTTTTT TTTTTTTT TTTTTTTT TTTTTTTT TTTTTTTT TTTTTTTT SSSSSSSS SSSSSSSS BBBBBBBB BBBBBBBB
02E ***** ***** I1111111 11111111 ***** ***** ***** ***** ***** ***** ***** ***** *****
03B ***** ***** ***** ***** ***** ***** ***** I1111111 11111111 I2222222 22222222 ***** *****
048 ***** ***** ***** ***** ***** ***** ***** ***** I1111111 11111111 ***00000 00000000 000000**
055 ***** ***** ***** ***** ***** I1111111 11111111 ***** ***** ***** ***** ***** *****
062 ***** ***** *0000000 00000000 00000000 00000000 00000000 00000000 00000000 00000000 00000000 00000000 00000000
```

IRRUT200 Output: BAM Map...

- ... followed by statistics

```
F50 ////////////////  
F5D ////////////////  
F6A ////////////////  
F77 ////////////////  
F84 ////////////////  
F91 ////////////////  
F9E ////////////////  
FAB ////////////////  
FB8 ////////////////  
FC5 ////////////////  
FD2 ////////////////  
FDF ////////////////  
FEC ////////////////  
FF9 ////////////////
```

```
**** MAP FUNCTION STATISTICS ****  
NUMBER OF BAM BLOCKS DEFINED 001  
LAST BAM THAT DEFINES USED SPACE - RBA 00000000C000  
RACF DATA SET IS 4 PERCENT FULL.  
TOTAL NUMBER OF INDEX BLOCKS IN RACF DATA SET 00000003  
TOTAL NUMBER OF LEVEL 01 BLOCKS IN RACF DATA SET 00000002  
NUMBER OF GROUP ENTRIES - 0000003  
NUMBER OF USER ENTRIES - 0000016  
NUMBER OF DATASET ENTRIES - 0000002  
NUMBER OF DASVOL ENTRIES - 0000003  
NUMBER OF DIGTCERT ENTRIES - 0000025  
NUMBER OF SECLABEL ENTRIES - 0000004
```

The RACF Data Base Utilities: IRRUT400

- **The RACF Database Split/Merge Utility (IRRUT400) copies a RACF data set to a larger or smaller data set on a different type of volume and:**
 - Redistributes the profiles among data sets (split/merge)
 - Identifying inconsistencies (such as duplicate profiles)
 - Physically reorganizes the database by bringing all segments of a given profile together
 - Recreates the higher level index blocks from the sequence set
 - Recreates the BAM blocks and corrects entries which IRRUT200 has flagged as “not valid”
 - “Compresses” the index entries

The RACF Data Base Utilities: IRRUT400...

- **IRRUT400 allows you to control how much free space is allocated in the level 1 index blocks**
 - Extra space allows for new profiles to be defined without requiring an L1 index block split, which could ripple into an L2 index split, which could ripple into an L3 index split, etc.
 - FREESPACE(0) is the default
 - FREESPACE(30) is the recommendation
 - ***Applies only to the L1 index block;*** Upper level index blocks get approximately seven (7) percent free space
- **IRRUT400 allows you to control how segments which span a 256-byte slot are allocated in the new data set**
 - ALIGN forces segments that occupy multiple 256-byte slots to be placed so that they do not span 4096-byte physical blocks.
 - NOALIGN is the default

The RACF Data Base Utilities: IRRDBU00

- The RACF Database Unload Utility (IRRDBU00) reads a primary, back-up or offline copy of the RACF database
- IRRDBU00 reads every profile in the RACF database, which means that it is implicitly validating the index structure for every profile and the data structure for each profile.
 - Index errors which are encountered by the RACF data manager are surfaced by the RACF data manager
 - Data errors result in “unexpected” IRRDBU00 output

And in Conclusion...

- **Understanding the internal structure of a RACF data set is essential in:**
 - Determining when a RACF data set reorganization is needed
 - Understanding the output of the RACF data set utilities
 - Operating your RACF data base at peak performance
- **For more information see:**
 - RACF Security Systems Programmer's Guide
 - RACF Diagnosis Guide
 - RACF Macros and Interfaces

Database Adnalesque Cano: I Sing of a Database and its Records

A PEEK INSIDE THE RACF DATABASE


Mark Nelson, CISSP®, CSSLP®

RACF Design and Development, IBM Poughkeepsie
markan@us.ibm.com

NY RACF Users Group
Tampa RACF Users Group
Raleigh RACF Users Group

October, 2018

