

February 1997

# **IBM z/OS HCD & HCM Newsletter No 14**



## **Production and HCM Standalone Support**

Contact: [ibmhcd@de.ibm.com](mailto:ibmhcd@de.ibm.com)  
[ibmhcm4z@cn.ibm.com](mailto:ibmhcm4z@cn.ibm.com)

Table of Contents

- [Production and "Standalone" Support](#)
- [Production Configuration Files](#)
- [HCM in "Standalone" Mode](#)
- [Latest Service Level](#)
- [Documentation Update](#)
- [HCD and HCM are On-line](#)

[Production and "Standalone" Support](#)

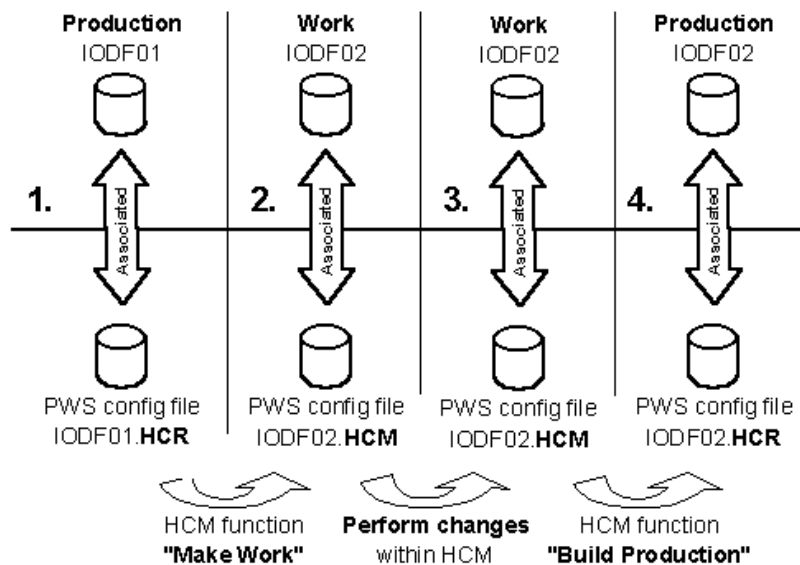
Service Level 6 (SL6) of HCM provides two major functions which are described in this newsletter. One function is to create production configuration files (\*.HCR), and the other is the operation in "Standalone" mode. Both functions enhance the flexibility of HCM in the area of multiple user support.

[Production Configuration Files](#)

HCM provides a menu choice **Build Production...**. Based on an exiting association between work IODF and work PWS configuration file (\*.HCM), this function creates a production IODF, as well as a production PWS configuration file. These two production files are associated. That means when you open the production PWS configuration file, the production IODF is opened as well. The production PWS configuration file has the extension \*.HCR. We refer to it as HCR file.

Another menu choice is the function **Make Work...** As well as in the **Build Production...** process, a pair of associated work files are created. These are the work PWS configuration file and the work IODF. The work PWS configuration file is already known as \*.HCM. We refer to it as HCM file.

**Figure 1. Performing Configuration Changes**



These work and production pairs simplifies the process to perform I/O configuration changes (see [Figure 1](#)). Yet, it is not necessary any more to resynch or reassociate HCM files. For each new iteration either, a production pair or a work pair can be used as starting point for further changes.

An HCR file contains the complete information of a production IODF as well as all physical information stored in HCM. This allows HCM to display information through all dialogs, diagrams, and reports in the "Standalone" mode. For more information on "Standalone", refer to section **HCM in "Standalone" Mode**.

Like the production IODF, the HCR file is a read only file for HCM. Trying to perform actions causing a configuration change results in an error message.

[HCM in "Standalone" Mode](#)

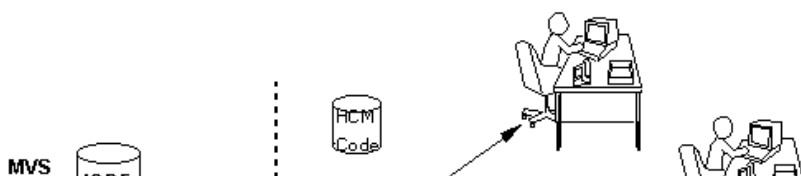
The "Standalone" mode is an extension to the regular HCM mode. While working in "Standalone" mode you can open HCM files, as well as HCR files without the corresponding host connection.

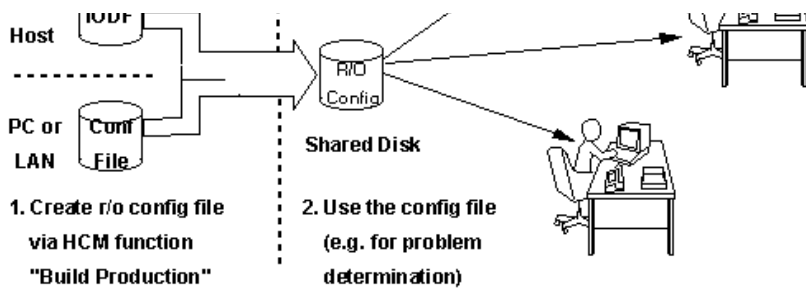
**Production Configuration File**

As the HCR file contains all configuration data (IODF data and physical information), in "Standalone" mode HCM can be used as a browser for your configuration. That allows you to switch between hardcopy and online documentation of your configuration.

To provide common read access for multiple users, you can distribute the HCR file electronically, or place the file on a central shared disk resource (see [Figure 2](#)).

**Figure 2. Standalone - Read Only**



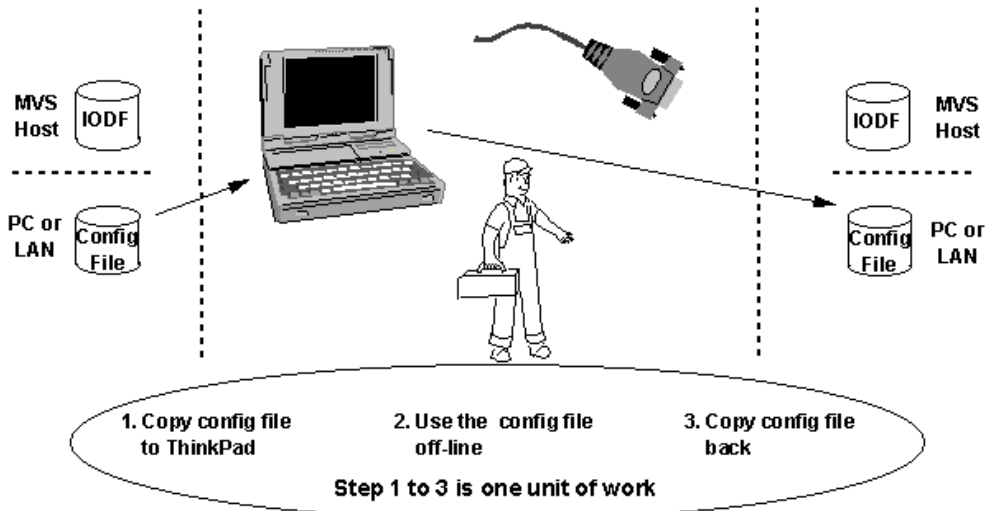


### "Work" configuration File

If you open an HCM file in "Standalone" mode, you can edit physical data (with the exception of connections). If you copy the HCM code and the HCM file on a mobile PC, you can directly type in data from the machine room floor like cable information, user data fields, etc.

Figure 3 illustrates this, where steps 1 to 3 can only be done by one person at a time.

Figure 3. Standalone - Physical Update



You can also shuffle CUs between controller segments and move devices from one unit in a string to another unit. This is possible as long as no logical definition is affected. If so, a message appears to inform you that the operation is not allowed in "Standalone" mode.

### General

In general, the "Standalone" mode disables all actions within a configuration which:

- require a connection to the host.
- are related to objects and relations that are not stored in the HCM file.
- require a re-synchronization

For more information, refer to the updated chapters of the User's Guide and HCM's EEQREAD.ME file.

### Latest Service Level

In September 1996, HCM's latest service update, Service Level 7 (SL7), became available. This service update provides functions to create your own customized patchport names.

PTF Numbers
HCM PTFs:
<b>HCM SL7</b> UR90285 and UR90286
Required HCD PTFs:
<b>MVS 5.2, OS/390 R1/R2</b> UW31455
<b>MVS 5.1</b> UW31379

Because the service concept for HCM is based on a complete product replacement, you only need to install the latest service level.

### Documentation Update

Due to the new functions, the HCM User's Guide does not reflect the latest level of the code.

HCM User's Guide Update
You can get an update through the World Wide Web:
<a href="http://www.ibm.com/servers/eserver/zseries/zos/hcm/hcmhtmls/hcmdocup.html">http://www.ibm.com/servers/eserver/zseries/zos/hcm/hcmhtmls/hcmdocup.html</a>

or

ask your IBM rep to request the user's guide updates for you from the HCDINFO disk via following command:

```
TOOLS SENDTO BOEVM3 IIVTOOLS HCDINFO GET HCMUGUP PACKAGE
```

If none of those ways are appropriate to you, just send a **note to:**

**hcdhot@boevm3.vnet.ibm.com** or  
**DEIBMHCD at IBMAIL**

---

[HCD and HCM are On-line](#)

HCD and HCM have their own home page on the world wide web. The pages provide:

- Product information
- Frequently asked questions (FAQs)
- All HCD/HCM Newsletters
- and more

So, don't miss **our homepage:**

**<http://www.ibm.com/servers/eserver/zseries/zos/hcm/>**

**[HCD / HCM home page](#)**